

Regulatory Information

All Zebra devices are designed to be compliant with rules and regulations in locations they are sold and will be labeled as required.

This regulatory information applies to model numbers: MPACT-BRDGM and MPACT-HUBFXD

Local language translations are available at the following website: www.zebra.com/support

Any changes or modifications to Zebra equipment, not expressly approved by Zebra, could void the user's authority to operate the equipment.

Wireless Device Country Approvals

Regulatory markings, subject to certification, are applied to the device signifying the radio(s) is/are approved for use in the following countries: United States, Canada and Europe.

Please refer to the Declaration of Conformity (DoC) for details of other country markings. This is available at www.zebra.com/doc.

Note: Europe includes Austria, Belgium, Bulgaria, Czech Republic, Cyprus, Denmark, Estonia, Finland, France, Germany, Greece, Hungary, Iceland, Ireland, Italy, Latvia, Liechtenstein, Lithuania, Luxembourg, Malta, Netherlands, Norway, Poland, Portugal, Romania, Slovak Republic, Slovenia, Spain, Sweden, Switzerland and the United Kingdom.

Country Roaming - Note for Client/Mobile Devices

This device incorporates the International Roaming feature (IEEE802.1d) which will ensure the product operates on the correct channels for the particular country of use.

Frequency of Operation - FCC and IC

The available channels for 802.11 b/g/n operation in the US are Channels 1 to 11. The range of channels is limited by firmware.

Health and Safety Recommendations



Warnings for Use of Wireless Devices

Please observe all warning notices with regard to the usage of wireless devices.



Safety in Hospitals

Wireless devices transmit radio frequency energy and may affect medical electrical equipment. Wireless devices should be switched off wherever you are requested to do so in hospitals, clinics or healthcare facilities. These requests are designed to prevent possible interference with sensitive medical equipment.

Pacemakers

Pacemaker manufacturers recommended that a minimum of 15cm (6 inches) be maintained between a handheld wireless device and a pacemaker to avoid potential interference with the pacemaker. These recommendations are consistent with independent research and recommendations by Wireless Technology Research. Persons with Pacemakers:

- Should ALWAYS keep the device more than 15cm (6 inches) from their pacemaker when turned ON.
- Should not carry the device in a breast pocket.
- Should use the ear furthest from the pacemaker to minimize the potential for interference.
- If you have any reason to suspect that interference is taking place, turn OFF your device.

Other Medical Devices

Please consult your physician or the manufacturer of the medical device to determine if operation of your wireless product may interfere with the medical device.



RF Exposure Guidelines

Reducing RF Exposure - Use Properly

International

The device complies with internationally recognized standards covering human exposure to electromagnetic fields from radio devices. For information on "International" human exposure to electromagnetic fields, refer to the Declaration of Conformity (DoC) at: www.zebra.com/doc.

Europe

This device was tested for typical body-worn operation. Use only Zebra tested and approved belt-clips, holsters, and similar accessories to ensure EU Compliance.

US and Canada

Co-Located Statement

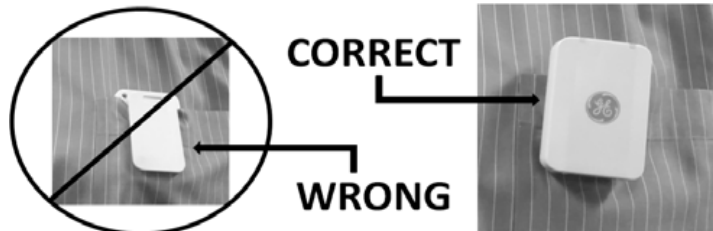
To comply with FCC RF exposure compliance requirement, the antenna used for this transmitter must not be co-located or operating in conjunction with any other transmitter/antenna except those already approved in this filing.

Handheld Devices

This device was tested for typical body worn operation. This device has a built in clip, to insure compliance and best performance, the front of the device should be directed away from the body. The use of third-party belt clips, holsters, and similar accessories may not comply with the FCC RF exposure compliance requirements, and should be avoided.

For best performance, keep the GE-MB-6000-01-WR badge clip toward the body so the Badge can easily communicate with the WIFI network. Correct user badge orientation is shown below.

For GE-MB5000-01-WR, transmitting device must operate with a minimum separation distance of 20 cm or more from a person's body.



Frequency of Operation – FCC and IC

5 GHz Only:

Industry Canada Statement:



Caution: The device for the band 5150-5250 MHz is only for indoor usage to reduce potential for harmful interference to co-Channel mobile satellite systems. High power radars are allocated as primary users (meaning they have priority) of 5250-5350 MHz and 5650-5850 MHz and these radars could cause interference and/or damage to LE-LAN devices.



Avertissement: Le dispositif fonctionnant dans la bande 5150-5250 MHz est réservé uniquement pour une utilisation à l'intérieur afin de réduire les risques de brouillage préjudiciable aux systèmes de satellites mobiles utilisant les mêmes canaux. Les utilisateurs de radars de haute puissance sont désignés utilisateurs principaux (c.-à-d., qu'ils ont la priorité) pour les bandes 5250-5350 MHz et 5650-5850 MHz et que ces radars pourraient causer du brouillage et/ou des dommages aux dispositifs LAN-EL.

2.4 GHz Only:

The available channels for 802.11 b/g/n operation in the US are Channels 1 to 11. The range of channels is limited by firmware.



Operation of the device without regulatory approval is illegal. Bluetooth Smart® Wireless Technology

This is an approved Bluetooth® product. For more information or to view End Product Listing, please visit <https://www.bluetooth.org/tpg/listings.cfm>.



Warnings for use of Wireless Devices

Please observe all warning notices with regard to the usage of wireless devices.

Potentially Hazardous Atmospheres – Vehicle Use

You are reminded of the need to observe restrictions on the use of radio devices in fuel depots, chemical plants etc. and areas where the air contains chemicals or particles (such as grain, dust, or metal powders) and any other area where you would normally be advised to **turn off your vehicle engine**.

Potentially Hazardous Atmospheres – Fixed Installations

You are reminded of the need to observe restrictions on the use of radio devices in fuel depots, chemical plants etc. and areas where the air contains chemicals or particles (such as grain, dust, or metal powders).

Safety in Aircraft

Switch off your wireless device whenever you are instructed to do so by airport or airline staff. If your device offers a 'flight mode' or similar feature, consult airline staff as to its use in flight.

Safety Information



RF Exposure Guidelines

Reducing RF Exposure

Only operate the device in accordance with the instructions supplied.

International

The device complies with internationally recognized standards covering human exposure to electromagnetic fields from radio devices. For information on "International" human exposure to electromagnetic fields refer to the Zebra Declaration of Conformity (DoC) at www.zebra.com/doc.


For further information on the safety of RF energy from wireless devices, see www.zebra.com/support.

This is located under Wireless Communications and Health.

Use With Hearing Aids

When some wireless devices are used near some hearing devices (hearing aids and cochlear implants), users may detect a buzzing, humming, or whining noise. Some hearing devices are more immune than others to interference noise, and wireless devices also vary in the amount of interference they generate. In the event of interference, consult your hearing aid supplier to discuss solutions. This device is not HAC compliant.

Radio Frequency Interference Requirements- FCC



This equipment has been tested and found to comply with the limits for a Class B digital device, pursuant to Part 15 of the FCC rules. These limits are designed to provide reasonable protection against harmful interference in a residential installation. This equipment generates uses and can radiate radio frequency energy and, if not installed and used in accordance with the instructions, may cause harmful interference to radio communications. However there is no guarantee that interference will not occur in a particular installation. If this equipment does cause harmful interference to radio or television reception, which can be determined by turning the equipment off and on, the user is encouraged to try to correct the interference by one or more of the following measures:

- Reorient or relocate the receiving antenna
- Increase the separation between the equipment and receiver
- Connect the equipment into an outlet on a circuit different from that to which the receiver is connected
- Consult the dealer or an experienced radio/TV technician for help.

Radio Transmitters (Part 15)

This device complies with Part 15 of the FCC Rules. Operation is subject to the following two conditions: (1) this device may not cause harmful interference, and (2) this device must accept any interference received, including interference that may cause undesired operation.

Radio Frequency Interference Requirements - Canada

CAN ICES-3 (B)/NMB-3(B)

Radio Transmitters

This device complies with Industry Canada's license-exempt RSSs. Operation is subject to the following two conditions: (1) This device may not cause interference; and (2) This device must accept any interference, including interference that may cause undesired operation of the device.

Le présent appareil est conforme aux CNR d'Industrie Canada applicables aux appareils radio exempts de licence. L'exploitation est autorisée aux deux conditions suivantes: (1) l'appareil ne doit pas produire de brouillage, et (2) l'utilisateur de l'appareil doit accepter tout brouillage radio électrique subi même si le brouillage est susceptible d'en compromettre le fonctionnement.

For RLAN Devices:

The use of 5 GHz RLAN's, for use in Canada, have the following restrictions:

- Restricted Band 5.60 – 5.65 GHz

Pour les équipements RLAN:

L'utilisation de la bande RLAN 5 GHz au Canada présente les limitations suivantes :

- Bande restreinte 5.60 – 5.65 GHz

The use of 2.4GHz RLAN's, for use throughout the EEA, have the following restrictions:

- Maximum radiated transmit power of 100mW EIRP in the frequency range 2.400 -2.4835 GHz.
- Bluetooth® Wireless Technology for use throughout the EEA has the following restrictions:
- Maximum radiated transmit power of 100mW EIRP in the frequency range 2.400 -2.4835 GHz.

Batteries

There are limitations to how long a battery can operate or be stored before requiring replacement. Many factors affect the actual life of the battery, such as heat, cold harsh conditions and severe drops.

The GE-MB6000-01-WR badge is designed to be in use or charging in the cradle. Once removed from the cradle (charged), it should always be turned off when not used. If the badge is stored or taken out of service temporarily, it should be fully charged first and then turned off.

Battery Safety Guidelines

- The area where units are charged should be clear of debris and combustible materials or chemicals. Particular care should be taken where the device is charged in a non- commercial environment.
- Follow the device usage, storage, and charging guidelines found in the users' guide.
- Do not use incompatible chargers. Use of an incompatible charger may present a risk of fire, explosion, leakage, or other hazard. If you have any questions about the compatibility of a charger, contact Support.
- Do not disassemble or open, crush, bend or deform, puncture, or shred the device.
- Severe impact from dropping a battery-operated device on a hard surface could cause the battery to overheat.
- Do not modify or remanufacture, attempt to insert foreign objects into the device, immerse or expose to water or other liquids, or expose to fire, explosion, or other hazard.
- Do not leave or store the equipment in or near areas that might get very hot, such as in a parked vehicle or near a radiator or other heat source. Do not place the device into a microwave oven or dryer.
- Device usage by children should be supervised.
- Please follow local regulations to promptly dispose of used rechargeable devices with batteries.
- Do not dispose of device/batteries in fire.
- If you suspect damage to your equipment or battery, contact Support to arrange for inspection

Product Introduction Guide

Part Numbers: GE-MB5000-01-WR, GE-MB6000-01-WR

These products are part of the GE RTLS System and should only be used with products that are approved by Zebra for use as part of the GE RTLS System. Please check with GE for specific deployment, usage, maintenance, and repair requirements before use.

Customer Support Web Site

If you have a problem with your equipment, contact Support for your region. Support and issue resolution is provided for products under warranty or that are covered by a service agreement. For information and online assistance including developer tools, software downloads, product manuals, support contact information and online repair requests. Contact information and web self-service is available by visiting www.zebra.com/support.

When contacting Support, please provide the following information:

- MAC ID of the product shown on the side of the product next to the barcode
- Model number or product name shown on the label on the back of the product.

Beacon Mounts and Installation


For mounting and installation information, refer to the *Hardware Installation Guide* available at: www.zebra.com/support.

Batteries

Important: GE-MB6000-01-WR contains a re-chargeable lithium ION battery. GE-MB5000-01-WR does not utilize a battery.

Note: Only a qualified and trained service technician should attempt to replace or service the battery.

Dispose of batteries in accordance with local governmental regulations. For information on how to remove and reinsert a battery, see the guide, *MPact Location and Analytics Deployment Guide* on the web site, www.zebra.com/support.



MN-002821-01

Revision A October 2016