


PAL-650

Short Pulse Precision Asset Location System

User's Guide

Revised 10 June 2003



MULTISPECTRAL SOLUTIONS, INC.
A Tradition of Excellence in Innovation

20300 Century Boulevard, Germantown, MD 20854
Tel: 301-528-1745 FAX: 301-528-1749 Web: www.multispectral.com

Table of Contents

1. Introduction.....	1
2. Information to User	1
3. Installation and Operating Instructions	2
4. Specifications – PAL-650 Tag.....	4

1. Introduction

PAL-650 is a wireless tagging and identification system designed for the real-time inventory and tracking of indoor assets. Applications include hospitals, warehouses, sea freight, supermarkets, retail stores, robotic vehicles, manufacturing and security. Utilizing MSSSI's patented ultra wideband (UWB) technology, the PAL-650 system has a real-time, 2-D or 3-D resolution capability of one foot. Much higher resolutions can be achieved with software averaging techniques. With the use of short pulse, UWB technology, the system is highly immune to multipath effects which plague other wireless tagging solutions (e.g., spread spectrum) designed for indoor operation.

PAL-650 is easily installed and requires no precision cables or calibration. A set of three or four receivers, located at the corners of the region to be supervised, together with a network hub and reference tag are all that are required for system infrastructure. The individual tags are programmed with unique ID codes which are used for inventory and tracking. Because of the unique properties of UWB technology, the tags have an extremely long battery life of better than five years.

As with any RF technology, there are certain precautions that must be observed to prevent interference to other systems. Please carefully read the following sections to properly install and operate your PAL-650 system.

2. Information to User

PAL-650 operation is authorized under FCC Part 15.517 as an indoor ultra wideband (UWB) system. As such, there are certain precautions which must be taken during installation to assure compliance with FCC regulations.

- a. Changes or modifications not expressly approved by Multispectral Solutions, Inc. (MSSSI) could void the user's authority to operate this equipment;
- b. Each passive receiver (with a typically system having 4 or more) must be located indoors, and with its directional antenna facing inwards; i.e., not intentionally directed outside (e.g., out a window or external doorway);
- c. The individual PAL-650 tags must not be used outside – see warning label on the bottom of tag housings.

This equipment has been tested and found to comply with the limits for a Class B digital device, pursuant to Part 15 of the FCC Rules. These limits are designed to provide reasonable protection against harmful interference in a residential installation. This equipment generates, uses and can radiate radio frequency energy and, if not installed and used in accordance with the instructions, may cause harmful interference to radio communications. However, there is no guarantee that interference will not occur in a particular installation. If this equipment does cause harmful interference to radio or television reception, which can be determined by turning the equipment off and on, the user is encouraged to try to correct the interference by one or more of the following measures:

Reorient or relocate the receiving antenna.

Increase the separation between the equipment and receiver.

Connect the equipment into an outlet on a circuit different from that to which the receiver is connected.

Consult the dealer or an experienced radio/TV technician for help.

3. Installation and Operating Instructions

The first step in installing the PAL-650 system is to locate and position the passive PAL-650 Receivers.

Note: The PAL-650 Receivers must only be operated indoors and with their directional antennas facing inwards, in order to ensure compliance with FCC Part 15.517.

For optimum performance, the PAL-650 Receiver locations should be chosen so as to provide adequate coverage of the area of interest. Typical ceiling mountings for the Receivers are illustrated in Figures 1 and 2 below.



Figure 1. Typical ceiling mount for PAL-650 Receiver. Note placement of directional antenna (pointing inwards).



Figure 2. Another typical ceiling mount for PAL-650 Receiver.

The Receivers are interconnected (daisy-chained) via CAT-5 cabling, which is also used to provide power to the units from the PAL-650 Hub and Power Distribution System (Figure 3).




Figure 3. PAL-650 Hub and Power Distribution System.

Please see the User's Manual for the PAL-650 Hub and Power Distribution System for information on how to connect the Hub to a separate computer for 3-D display of tag positions; and for instructions on how to calibrate the system.

Once the receivers and hub are installed and interconnected, the PAL-650 tags (cf. Figure 4 below) need to be activated. To do so, remove the metal ring (cf. Figure 5) which attaches the polystyrene protective bottom plate to the tag radome using the special tool provided with the system. Once disassembled, the tag internal battery will be visible. (The tag battery should last at least 5 years in regular service.)



Figure 4. Active PAL-650 Tag.




Figure 5. PAL-650 Tag (disassembled).

When delivered, the tags are provided with a protective tab (cf. Figure 6) which disconnects the internal lithium battery from the rest of the tag circuitry. Once this tab is removed, the tag is activated and can then be used for precision localization applications.




Figure 6. PAL-650 Tag (before power activation).

4. Specifications – PAL-650 Tag

Principle of Operation:	Ultra Wideband (UWB) burst transmissions (FCC Part 15, Subpart F)
Frequency:	6.2 GHz
Bandwidth:	700 MHz (-10 dB instantaneous)
Range:	50 meters (indoors)
Update Rate:	1 per second
Size:	1.75" diameter, 1" height (polystyrene radome)
Power:	3.0 V button cell (Panasonic CR2477 or equivalent)
Battery Life:	5 years
System Resolution:	1 foot (3-dimensional)



MULTISPECTRAL SOLUTIONS, INC.

A Tradition of Excellence in Innovation

UWB Precision Asset Localization (PAL)

Multispectral Solutions, Inc. (MSSI) was founded in 1988, by President and CEO Dr. Robert J. Fontana (Ph.D. Stanford).

MSSI is recognized worldwide as the industry leader in Ultra Wideband (UWB), an emerging wireless technology for communications, precision localization and radar applications. Throughout its nearly 15 year history, MSSI has developed a strong reputation for quality and innovation. Our clientele includes a wide variety of Government agencies, military organizations and commercial corporations.



The real-time inventory and tracking of assets is a problem that plagues both military and civilian operations alike. MSSI has developed an Ultra Wideband (UWB) precision asset tracking and location system that permits precise, 3-D localization of objects in a wide variety of operational environments.

Originally developed for DARPA and the U.S. Navy, the system has been successfully fielded onboard a Navy cargo ship to accurately track and identify ISO containers within the ship's hull. Achieving a positional accuracy of approximately one-foot, even in the presence of severe multipath (i.e., RF reverberation), the system far outperformed conventional spread spectrum implementations.

MSSI has partnered with PARCO Merged Media (Portland, ME) to develop an asset tracking system for the health care industry. The UWB geolocation system allows hospitals and emergency personnel to know the exact status and location of patients, caregivers, and essential equipment to resolutions of one foot. By their unique design, MSSI's UWB devices are especially well suited to RF spectrum-sensitive areas of the hospital. The system is also suitable to warehouse, sea freight, supermarket, retail store, robotic vehicle, manufacturing and security applications.

The UWB Precision Asset Geolocation (PAG) tag has a size of approximately 1.75" diameter and 1" height, and has an operational life of more than 5 years using a small button cell battery.

For further information on the UWB PAL system, or other licensing opportunities, please contact Mr. Rob Mulloy at (301) 528-1745 or rmulloy@multispectral.com.

20300 Century Blvd., Suite 175
Germantown, MD 20874-1749
Phone: 301-528-1745
Fax: 301-528-1749
www.multispectral.com