

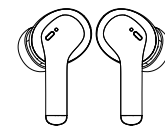
## TOUCH CONTROL TWS

M48-ENC BT 5.3

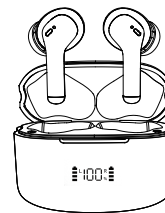


Please read this manual carefully before using

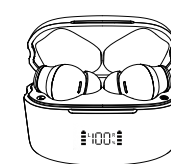
### Twin Mode



**Step 1**  
Take two earbuds out of the package



**Step 3**  
Open the charging case, the earbuds will flash blue light slowly after 3-5 seconds (it always flash blue and red light, please double click the Right earbuds, wait until it flash blue light slowly.

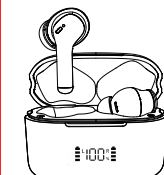


**Step 2**  
Put two earbuds in the charging case, and charge the case 30 minutes, then go to step 3



**Step 4**  
Turn on the Bluetooth on device and search "M48-ENC" to connect

### Single Mode / Functions



**Step 1**  
Take out any one of the earbud from charging case

**Step 2**  
Turn on the Bluetooth on device and search M48-ENC to connect

Remark: the earbuds will be connected automatically with mobile if it has been connected before

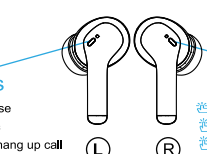


**Long Press**

Long press 2s Reject call  
Long press 4s Power on / off

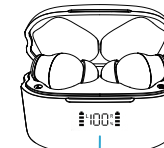
**Short Press**

2 click Play / Pause  
3 click Last music  
2 click Receive / hang up call




2 click Play / Pause  
3 click Next music  
2 click Receive / hang up call

### Charge Please use the original charging cable. Fast charging are prohibited.



Case charging display  
Full charge time:1.5-2H



Headset charging display  
1%-25% Power  
25%-50% Power  
50%-75% Power  
75%-100% Power

if any of the following conditions occur while using this product, it can be resolved independently,

**1.Left & Right earbud can not pairing with each other**  
Take out the earbuds from charging case, two earbuds always flash red and blue or there are two bluetooth name of M48-ENC on the mobile  
Solution:Turn off both ear buds, delete the connection record M48-ENC displayed in the connection list of the phone or other bluetooth devices. Then 2 click the right earbud quickly,after 2-3s,both earbuds will flash blue slowly, that means they have paired with each other successfully

**2.Only one earbud working**  
When connected the mobile,only one earbud working, and the other one flashes red and blue light, or no light flashes.  
Solution: Turn off both earbuds,delete the connection record M48-ENC displayed in the connection list of the phone or other bluetooth devices. Then 2 click the right earbud quickly,after 2-3s,both earbuds will flash blue slowly, that means they have paired with each other successfully.

**3.Earbuds can not be connected with mobile**  
Solution:  
1.Turn off the earbuds and turn off the bluetooth on mobile, then turn on earbuds and turn on bluetooth on mobile, to search the bluetooth name M48-ENC again.  
2.If the earbuds has been connected by the mobile before, then just need to find the bluetooth name in the bluetooth list, and connected.  
3.Delete the bluetooth list record on mobile, then search M48-ENC to connect

NOTE: This equipment has been tested and found to comply with the limits for a Class B digital device, pursuant to part 15 of the FCC Rules. These limits are

designed to provide reasonable protection against harmful interference in a residential installation. This equipment generates uses and can radiate radio frequency energy and, if not installed and used in accordance with the instructions, may cause harmful interference to radio communications. However, there is no guarantee that interference will not occur in a particular installation. If this equipment does cause harmful interference to radio or television reception, which can be determined by turning the equipment off and on, the user is encouraged to try to correct the interference by one or more of the following measures:

- Reorient or relocate the receiving antenna.
- Increase the separation between the equipment and receiver.
- Connect the equipment into an outlet on a circuit different from that to which the receiver is connected.
- Consult the dealer or an experienced radio/TV technician for help

Changes or modifications not expressly approved by the party responsible for compliance could void the user's authority to operate the equipment.

This device complies with Part 15 of the FCC Rules. Operation is subject to the following two conditions:

- (1) this device may not cause harmful interference, and (2) this device must accept any interference received, including interference that may cause undesired operation.

FCC ID: 2ADMS-MA-3050