

MA-3080 IM

2023.11.10 R2 AMZ

PMS 281 U

660 mm(W)

JOIN THE COMMUNITY

- Sign up now for
 - special offers
 - events
 - contests
- access to new products launch



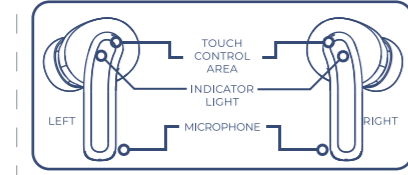
www.muveacoustics.com/community

INCLUDES:
 EXPLORE ANC True Wireless Earbuds
 Wireless Charging Case
 USB-C Charging Cable
 User Manual & Warranty

EXPLORE
 Active Noise Cancelling
 True Wireless
 Earbuds

User Manual and Warranty
 MA-3080

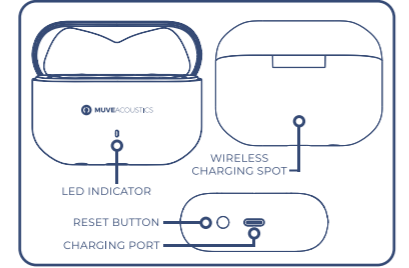
FEATURES STORY



SIMPLE TOUCH CONTROL TO OPERATE ALL FUNCTIONS

Functions vary depending on your phone, tablet or application.

FEATURES STORY



PRODUCT SPECIFICATIONS

Bluetooth
 Bluetooth profiles
 Connectivity class
 High performance driver
 Frequency response
 Sensitivity
 Impedance
 ANC noise reduction depth
 Charging method
 Battery type
 Battery capacity
 Play time
 Recharge time
 Dimensions

5.3
 A2DP, HSP, HFP, AVRCP
 Bluetooth Class 2 (10 meter)
 2 x Ø12 mm
 20 Hz - 20 kHz
 108dB +/- 3dB at 1kHz
 32 Ω
 >28db maximum
 Type-C or Wireless charging
 Lithium-ion battery
 2 x 35 mAh (earbuds)
 500 mAh (charging case)
 Total 30 hours (earbuds playtime is 6 hours and the charging case can provide 24 times for earbuds charging)
 (varies by volume level and audio content)
 Approx. 50 minutes (earbuds)
 Approx. 2 hours (with USB charging)
 Approx. 3 hours (with wireless charging)
 33 x 22 x 25 mm (L x W x H)(earbuds)
 64 x 28 x 25.3 mm (L x W x H)(charging case)

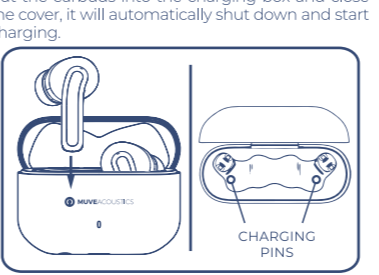
OPERATE YOUR EARBUDS

Bluetooth Connection
 To use Bluetooth for your audio connection, first pair EXPLORE earbuds with your audio source (music player, smartphone, laptop or other Bluetooth equipped device that can act as audio source). Make sure EXPLORE earbuds is fully charged and turn it on by **take out from the charging box**. When take out both earbuds from the charging box at the same time, the LED indicator light will flash between red and blue, and the left and right earbuds will be paired successfully. At this time, it can be connected to the Bluetooth equipped device. Make sure Bluetooth is enabled on

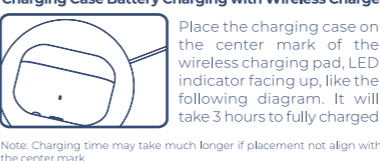
your audio source and in a few moments 'MUVEACOUSTICS;EXPLORE' will appear on your list of possible Bluetooth connections. Press 'pair' or 'connect' on your device and after the connection is made, the indicator light will turn off. (Support single earbud use)
 From now on, when you turn on EXPLORE earbuds, it will automatically search for the last Bluetooth device it was paired with.

Active Noise Cancelling Function
 Press & hold the right touch control area for 2 seconds to cycle 3 modes: Transparency Mode, Noise Cancelling On and Noise Cancelling OFF. And you will hear the corresponding voice prompt.

Earbuds Battery Charging



Charging Case Battery Charging with USB Charger



OPERATIONAL GUIDANCE

Function	Button / LED	Audio	LED
Turn On & the pairing mode		Power On	Blue and Red light flashing
Take out the earbuds from the charging box		Device Pairing	Blue and Red light flashing on one of the earbuds.
Earbuds pairing each other success		TWS Connected	
Pairing success		Device Connected	LED lights turn off
Play / Pause	Tap the touch control area twice	N/A	N/A
Turn Off	Put the earbuds into the charging box or Hold the touch control area for 5		

Function	Button / LED	Audio
Next Track	Tap the right touch control area thrice	N/A
Previous Track	Tap the left touch control area thrice	N/A
Answer incoming call	Tap the touch control area twice	N/A
End a call		2 tones
Refuse incoming call	Press & hold the touch control area for 2 seconds	1 tone
Voice Assistant (depends on the connected device)	Press & hold the left touch control area for 2 seconds	1 tone
Earbud battery low	Red light flashing	Battery Low
Earbud battery charging	Earbuds: Red light On, Charging case: White light breathing	

Function	Button / LED
Earbuds battery fully charged	All lights off
Charging case battery low	Charging case: White light flashing
Charging case battery charging	Charging case: Green light breathing
Charging case battery fully charged	Charging case: Green light On
ANC Function	Press & hold the right touch control area for 2 seconds to cycle 3 modes: Transparency Mode, ANC ON, ANC OFF
Reset Earbuds (Clear all connection records)	Place both earbuds in the charging case, keep the case open and press the Reset Button for 7 seconds.

封面 (cover) 封底 (back cover)



MUVEACOUSTICS SOUND THAT INSPIRES

- MuveAcoustics
- muveacoustics_usa
- MuveAcoustics

SAFETY INSTRUCTIONS

Warnings

- Contains small parts which may be a choking hazard. Not suitable for children under age three.
- Set a low volume setting before using the earbuds.
- Long-term exposure to loud music or sounds may cause hearing damage. It is best to avoid high volume levels when using these earbuds, especially for extended periods.
- Do not use these earbuds when operating a motor vehicle, a bicycle, machinery or where your inability to hear outside sounds may present a danger to you or others.

Cautions

- Using these earbuds limits your ability to hear

noises around you, regardless of listening volume. Please use caution when using these earbuds.

- Do not drop, sit on, or allow the earbuds to be immersed in water.

This symbol indicates that this product shall not be treated as household waste. Instead it shall be handed over to the applicable collection point for the recycling of electrical and electronic equipment.

Unsuitable for children under three years because it might, for instance, contain small parts.

To prevent possible hearing damage, do not listen at high volume levels for long periods.

The input voltage to the product is 5V 1A. For your safety, please always use appropriate 5V output charger/Adapter to charge the product. DO NOT USE Quick Charging USB Adapter to charge the product, as it might damage the product. The USB charging cable included with this item is intended for use with this product only. Only use the included USB charging cable to charge this product. Only operate the product at ambient temperatures between 10°C/50°F and 40°C/104°F. The unit should be stored below 70°C/158°F. Switch off the product after use. Please note that we won't take any responsibility for any wrong operation (eg. Voltage higher than 5V) as this may result in severe injury or loss of property, and we

cannot control the operating process during the time the user using this product. In extreme cases, abuse or misuse of Lithium battery pack can lead to explosion, heat generation, fire development or smoke development.

FCC Statement
 NOTE: This equipment has been tested and found to comply with the limits for a Class B digital device, pursuant to part 15 of the FCC Rules. These limits are designed to provide reasonable protection against harmful interference in a residential installation. This equipment generates uses and can radiate radio frequency energy and, if not installed and used in accordance with the instructions, may cause harmful interference to radio

communications. However, there is no guarantee that interference will not occur in a particular installation. If this equipment does cause harmful interference to radio or television reception, which can be determined by turning the equipment off and on, the user is encouraged to try to correct the interference by one or more of the following measures:

- Reorient or relocate the receiving antenna.
- Increase the separation between the equipment and receiver.
- Connect the equipment into an outlet on a circuit different from that to which the receiver is connected.
- Consult the dealer or an experienced radio/TV technician for help.

Changes or modifications not expressly approved by the party responsible for compliance could void the user's authority to operate the equipment. This device complies with Part 15 of the FCC Rules. Operation is subject to the following two conditions: (1) this device may not cause harmful interference, and (2) this device must accept any interference received, including interference that may cause undesired operation.

FCC ID: 2ADM5-MA-3080 005571

MUVEACOUSTICS ONE-YEAR LIMITED WARRANTY

MUVEACOUSTICS EXPLORE earbuds have been subjected to a thorough series of tests to ensure the highest level of dependability. It is unlikely that you will experience any problem, but if a defect should become apparent during the use of this product, MUVEACOUSTICS warrants to the original purchaser that this product will be free from defects in material and workmanship for a period of 12 months from the date of your original purchase from an authorized dealer. If a defect covered by this warranty occurs,

MUVEACOUSTICS, at its option, will repair or replace the product purchase at no repair charge (postage charges will apply). If a replacement is necessary and your product is no longer available, a comparable product may be substituted at the sole discretion of MUVEACOUSTICS.

This warranty does not cover normal wear and tear, abusive use or misuse, modification, tampering or by any other cause not related to either materials or workmanship. This warranty does not apply to product used for any industrial, professional or commercial purposes.

CUSTOMER SERVICES

For service on any defective under 12 months warranty policy, please contact Consumer Support.

Email: consumersupport@zeeva.com

Keep all relevant information for future reference

Imported and distributed by Zeeva International Limited. All rights reserved.

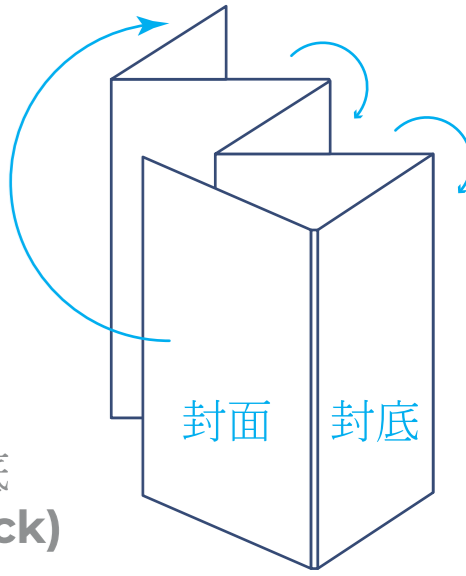
Suite 1007B-1008, 10/F, Exchange Tower, 33 Wang Chiu Road, Kowloon Bay, Hong Kong

Thank you for trusting MUVEACOUSTICS with delivering your excellence in sound. We encourage you to connect with us and become a part of our community!

SCAN THE QR CODE YOU WILL FIND INSIDE. SHARE WITH US YOUR PRODUCT EXPERIENCE.

www.muveacoustics.com

面 (front)



底 (back)

摺法示意图

55 mm(W)

尺寸: 55*55mm 材质: 80g 书写纸 正反面印刷