

50mm

86mm

Targus®

**BLUETOOTH SPORT
EARPHONES
Instruction Manual**



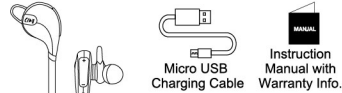
ITEM #: TA-62BT



Introduction

Thank you for purchasing your Bluetooth Sport Earphones. You can use your earphones with iPads, iPhones, iPods and many other types of smartphones and Bluetooth devices to stream music and enjoy hands-free calling. In order to get the best results when using this device, please read this manual first before using.

Package Contents



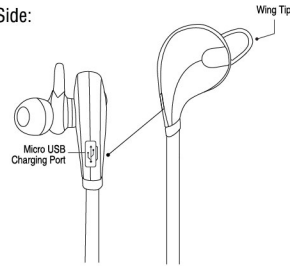
TA-62BT Bluetooth Earphones

Specifications

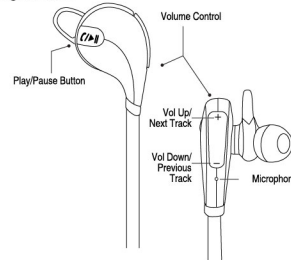
Bluetooth Version: 3.0
Transmission Frequency Range: 2.4GHz-2.48GHz
Bluetooth Range: Up to 32.8 feet (10 meters)
Frequency Response: 20Hz-20KHz
Bluetooth Talk Time: 2.5-3 Hours
Bluetooth Music Time: 2-2.5 Hours
Standby Time: 48 Hours
Charge Time: Approximately 1.5 Hours
Battery Type: 80 mAh, 3.7V Lithium-Ion Battery
Driver Diameter: 10mm

A Quick Look at Your Device

Left Side:



Right Side:



Charging Your Earphones

Your earphones have a built-in, rechargeable lithium-ion battery. To avoid damage, do not attempt to remove the battery. The full performance of the battery is only achieved after a few charging-discharging cycles. Charge the battery fully before first use. To do so, follow the steps below:

1. Connect one end of the included Micro USB charging cable to the Micro USB charging port on your earphones. Then plug the other end of the Micro USB charging cable into a USB port on your computer or a suitable power adapter in order to recharge the internal rechargeable battery.

NOTE: The internal battery of your earphones takes approximately 1.5 hours to charge when completely drained. To maximize performance, it is recommended to charge the battery for six hours before initial use.

2. When the battery is charging, the LED indicator light will turn red. The LED indicator light will turn off when the battery is fully charged. Unplug when charging is complete.

NOTE: Overcharging could reduce the life of the battery. A charged battery will lose its capacity if it is not used on a regular basis.

Important!
To avoid a complete discharge of the battery, charge your earphones at least once every six months.

Pairing Your Earphones

Your earphones can be paired with most Bluetooth devices including iPads, iPhones, iPod Touch, and most smartphones, laptops and tablets. In order to pair your earphones with a phone, follow the steps below:

1. Power on the Targus Bluetooth Sport Earphones, press and hold Play/Pause button for 3 seconds. The LED indicator light on your earphones will alternately flash blue and red. This indicates that your earphones are in pairing mode.
2. Go to the Bluetooth Manager of your Bluetooth device.
3. Search Bluetooth devices and select "Targus Earphone" to start connecting.
4. Enter "0000" if your device asks for the PIN code.
5. Once paired, the mobile device will indicate if pairing has been successful.

Note: If the earphones do not automatically enter into Bluetooth mode, press the Play/Pause button to initiate pairing.

Attention: If the pairing is not successful within 3 minutes, the earphones will power off, please repeat the pairing procedures to try again.

Using Your Earphones

Powering On/Off the Earphones
• Press and hold the Play/Pause Button for 3 seconds until the LED light turns blue.

Listening to Music
• Play/Pause Button: Press to play or pause a track.
• Quickly tap the "+" button to increase the volume
• Quickly tap the "-" button to decrease the volume
• Press and hold the "+" button to advance to the next song in a playlist.
• Press and hold the "-" button to go back to the previous song in a playlist.

Note: You can also adjust volume and playback settings on your phone or connected audio device.

Using the Phone Function
• Answering a Call: Quickly press the Play/Pause button to answer an incoming call.
• Ending a Call: Quickly press the Play/Pause button to end a call.
Note: The phone function can only be used when there is a Bluetooth connection between your earphones and phone.

Maintenance and Care

-Before using your earphones, inspect the ports and jacks to make sure that they are clear of dust and debris.

-Use a soft cloth to clean your earphones. Never use any harsh chemicals or detergents. Make sure your earphones are dry before using.

-When your earphones are not in use, it should be stored in a cool, dry place.

-Never tug or yank on the USB cable while they are connected to your earphones. Connect and disconnect these cables as carefully as possible.

-Never expose your earphones to high temperatures, extreme cold, high humidity or excessive moisture or water.

-Please recycle or dispose of your earphones properly based on the laws and rules of your municipality. Contact local recycling facilities and/or the manufacturer of your earphones for further information.



Important Safety Precautions

When using your Targus Bluetooth Sport Earphones, basic safety precautions should always be followed, including the following:

1. READ ALL INSTRUCTIONS BEFORE USING YOUR EARPHONES.
2. Do not use your earphones near water. Clean using a soft cloth or paper towel.
3. Do not place your earphones on any wet surfaces.
4. Do not allow children or the infirm to play with your earphones without adult supervision.
5. Do not expose your earphones to excessive heat, flames or fire.
6. Always press all buttons carefully. Do not manhandle your earphones.
7. Do not use in extremely dry environments, as this can lead to static discharge during usage.
8. Do not expose your earphones to temperatures above 40°C. Keep out of direct sunlight.
9. Do not attempt to repair this product yourself. Contact a qualified service center if your earphones are in need of service.
10. Do not drop, puncture or expose your earphones to excessive trauma.
11. Your earphones are not intended for commercial use.
12. Do not place near objects that generate a strong magnetic field.
13. Use only the supplied chargers and cables. Unplug this device when not in use for long periods of time or during lightning storms.

FCC Statement

This device complies with the part 15 of the FCC rules. Operation is subject to the following two conditions: (1) this device may not cause harmful interference, and (2) this device must accept any interference received, including interference that may cause undesired operation.

Caution: changes or modifications not expressly approved by the party responsible for compliance could void the user's authority to operate the equipment.

NOTE: This equipment has been tested and found to comply with the limits for a Class B digital device, pursuant to Part 15 of the FCC Rules. These limits are designed to provide reasonable protection against harmful interference in a residential installation. This equipment generates, uses and can radiate radio frequency energy and, if not installed and used in accordance with instructions may cause harmful interference to radio or television reception, which can be determined by turning the equipment off and on. The user is encouraged to try to correct the interference by one or more of the following measures:

- ___ Reorient or relocate the receiving antenna.
- ___ Increase the separation between the equipment and receiver.
- ___ Connect the equipment into an outlet on a circuit different from that to which the receiver is connected.
- ___ Consult the dealer or experienced radio/ TV technician for help.

FCC ID: 2ADM5-TA-62BT

One Year Warranty

This warranty covers the original consumer purchaser only and is not transferable.

This warranty covers products that fail to function properly UNDER NORMAL USAGE, due to defects in material or workmanship. Your product will be repaired or replaced at no charge for parts or labor for a period of one year.

What Is Not Covered by Warranty
Damages or malfunctions not resulting from defects in material or workmanship and damages or malfunctions from other than normal use, including but limited to, repair by unauthorized parties, tampering, modification or accident.

To Obtain Warranty Service and Troubleshooting Information:
Call 1-877-397-8200 in the U.S. or 0-800-917-4831 in the UK or visit our website at www.sakar.com.

To receive Warranty service along with the name and address of an authorized product service center, the original consumer purchaser must contact us for problem determination and service procedures. Proof of purchase in the form of a bill of sale or receipted invoice, evidencing that the product is within the applicable Warranty period(s), MUST be presented in order to obtain the requested service. It is your responsibility to properly package and send any defective products along with a dated copy of proof of purchase, a written explanation of the problem, and a valid return address to the authorized service center, at your expense. Do not include any other items or accessories with the defective product. Any products received by the authorized service center that are not covered by warranty will be returned unrepai red.

One Year Warranty (cont.)

NO WARRANTIES, WHETHER EXPRESS OR IMPLIED, INCLUDING, BUT NOT LIMITED TO, ANY IMPLIED WARRANTIES OF MERCHANTABILITY OR FITNESS FOR A PARTICULAR PURPOSE, OTHER THAN THOSE EXPRESSLY DESCRIBED ABOVE SHALL APPLY. DISTRIBUTOR FURTHER DISCLAIMS ALL WARRANTIES AFTER THE EXPRESS WARRANTY PERIOD STATED ABOVE. NO OTHER EXPRESS WARRANTY OR GUARANTY GIVEN BY ANY PERSON, FIRM OR ENTITY WITH RESPECT TO THE PRODUCT SHALL BE BINDING ON DISTRIBUTOR. REPAIR, REPLACEMENT, OR REFUND OF THE ORIGINAL PURCHASE PRICE - AT DISTRIBUTOR'S SOLE DISCRETION - ARE THE EXCLUSIVE REMEDIES OF THE CONSUMER. IN NO EVENT WILL DISTRIBUTOR, ITS MANUFACTURERS, OR SAKAR INT. BE LIABLE FOR ANY INCIDENTAL, DIRECT, INDIRECT, SPECIAL, PUNITIVE OR CONSEQUENTIAL DAMAGES (SUCH AS, BUT NOT LIMITED TO, DAMAGES FOR LOSS OF PROFITS, BUSINESS, SAVINGS, DATA OR RECORDS) CAUSED BY THE USE, MISUSE OR INABILITY TO USE THE PRODUCT, EXCEPT AS STATED HEREIN. NO OTHER WARRANTIES SHALL APPLY. NOTWITHSTANDING THE FOREGOING, CONSUMER'S RECOVERY AGAINST DISTRIBUTOR SHALL NOT EXCEED THE PURCHASE PRICE OF THE PRODUCT SOLD BY DISTRIBUTOR. THIS WARRANTY SHALL NOT EXTEND TO ANYONE OTHER THAN THE ORIGINAL CONSUMER WHO PURCHASED THE PRODUCT AND IS NOT TRANSFERABLE.

This product is manufactured, distributed and sold by SAKAR International, Inc. All other trademarks are the property of the respective owner, who has not sponsored, endorsed or approved this product.

Targus®