

CARDIOSport



CADENCE

www.cardiosport.com

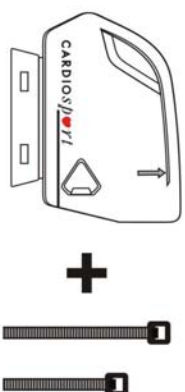
Healthcare Technology Limited Dragon House, Hussar Court,
Waterlooville, Hampshire, PO7 7SF, United Kingdom.
Manufacturer: ZENTAN TECHNOLOGY CO., LTD
NO.32 Shimsheng RD., Jialijin, Tainan County 722, Taiwan, R.O.C.



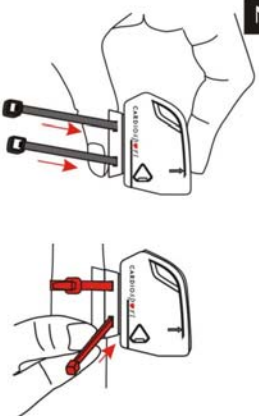
CARDIOSport

www.cardiosport.com

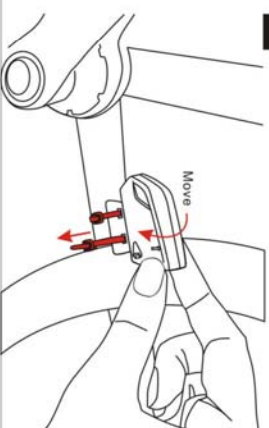
1



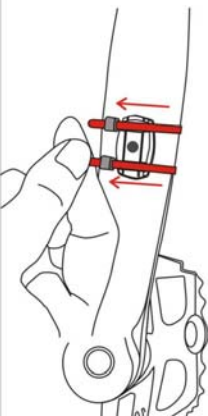
2



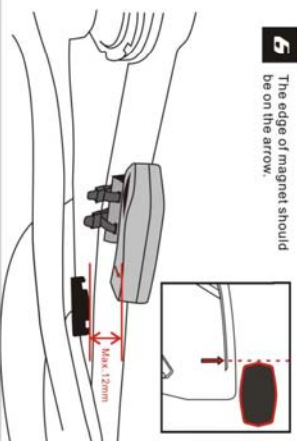
E



5



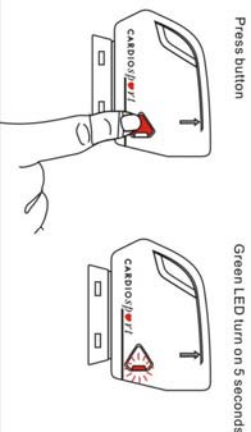
6



The edge of magnet should be on the arrow.

CADENCE

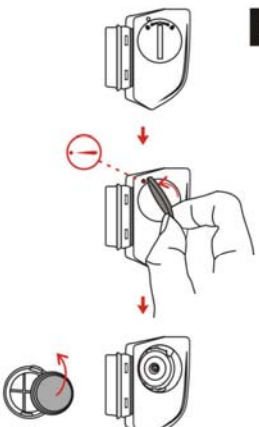
B



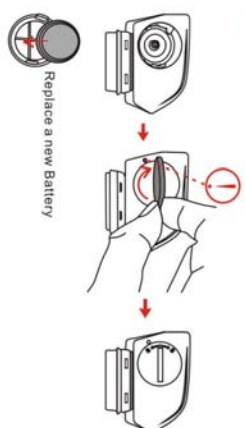
Press button

Green LED turn on 5 seconds

9




10



Replace a new Battery

7



FCC Compliance and Advisory Statement

This device complies with Part 15 of the FCC rules. Operation is subject to the following two conditions:(1) this device may not cause harmful interference, and (2) this device must accept any interference received, including interference that may cause undesired operation.

This equipment has been tested and found to comply with the limits for a Class B digital device,

according to Part 15 of the FCC rules. These limits are designed to provide reasonable protection against harmful interference in a residential installation. This equipment generates, uses and can radiate radio frequency energy and if not installed and used in accordance with the instructions, may cause harmful interference to radio communications. However, there is no guarantee that interference will not occur in a particular installation. If this equipment does cause harmful interference to radio or television reception, which can be determined by turning the equipment off and on, the user is encouraged to try correct the interference by one or more of the following measures:

- 1.Reorient the receiving antenna.
- 2.Increase the separation between the equipment and receiver.
- 3.Connect the equipment into and outlet on a circuit different from that to which the receiver is connected.
- 4.Consult the dealer or an experienced radio/TV technician for help.

Any special accessories needed for compliance must be specified in the instruction manual.

Warning: A shielded-type power cord is required in order to meet FCC emission limits and also to prevent interference to the nearby radio and television reception. It is essential that only the supplied power cord be used. Use only shielded cables to connect I/O devices to this equipment.

CAUTION: Any changes or modifications not expressly approved by the party responsible for compliance could void your authority to operate the equipment.

IC statementThis Class B digital apparatus complies with Canadian ICES-003.Cet appareil numérique de la classe B est conforme à la norme NMB-003 du Canada.