

914.4 mm



**LARGE SPACE KIT**  
2 LED STRIPS & 2 LIGHT BULBS

Perfect for big spaces like living rooms, media rooms, large bedrooms, or kitchens.





**SMALL SPACE KIT**  
1 LED STRIP & 1 LED LIGHT BULB

Ideal for cozy spaces like bedrooms, offices, bathrooms, or anywhere you want to bring your world to life with color.





**3-LED STRIP KIT**

Everything you need to add drama to a medium to large space. Use LED strips below kitchen counters, underneath a bar, or behind your TV or desk monitor.





**EXTRA LONG LED STRIP KIT**  
16.4-ft LED STRIP

Use this extra-long LED strip above or below cabinets, under a bar, under a bed, or in a ceiling soffit.





**2 LED LIGHT BULB KIT**

This kit contains two LED light bulbs and is ideal for small to medium spaces like bedrooms, offices, kitchens, or bathrooms.





**STRIP EXTENSION CABLE**  
10-ft USB CABLE AND POWER

Install your Monster IlluminEssence 6.5-ft LED Strips above a cabinet, in the ceiling, or other hard to reach spots with this 10-ft USB extension power cable and adapter.



**GET INSPIRED**

Subscribe to our Pinterest boards to learn all the cool things you can do with Monster IlluminEssence.

For Ideas and Inspiration:  
[www.pinterest.com/monsterilluminescence](https://www.pinterest.com/monsterilluminescence)

**GET HELP**

For Instructional Videos:  
[www.youtube.com/monsterilluminescence](https://www.youtube.com/monsterilluminescence)

FOR TECHNICAL SUPPORT GO TO:  
[www.monsterstore.com/pages/contact-us](http://www.monsterstore.com/pages/contact-us)  
OR CALL: 1 (877) 800-8989

**Federal Communication Commission Interference Statement**

This device complies with Part 15 of the FCC Rules. Operation is subject to the following two conditions: (1) this device may not cause harmful interference, and (2) this device must accept any interference received, including interference that may cause undesired operation.

Warning: Changes or modifications to this unit not expressly approved by the party responsible for compliance could void the user's authority to operate the equipment.

NOTE: This equipment has been tested and found to comply with the limits for a Class B digital device, pursuant to Part 15 of the FCC Rules. These limits are designed to provide reasonable protection against harmful interference in a residential installation. This equipment generates, uses and can radiate radio frequency energy and, if not installed and used in accordance with the instructions, may cause harmful interference to radio communications. However, there is no guarantee that interference will not occur in a particular installation. If this equipment does cause harmful interference to radio or television reception, which can be determined by turning the equipment off and on, the user is encouraged to try to correct the interference by one or more of the following measures:

- Reorient or relocate the receiving antenna.
- Increase the separation between the equipment and receiver.
- Connect the equipment into an outlet on a circuit different from that to which the receiver is connected.
- Consult the dealer or an experienced radio/TV technician for help.

The Responsible (located within the United States) party information:  
Company Name: Monster, Inc.  
Address: 501 Gateway Blvd, Floor 9 Suite 900,  
South San Francisco, CA 94080, USA.  
Telephone Number: 415-940-2000  
Email: [ProductCompliance@monstercable.com](mailto:ProductCompliance@monstercable.com)

The name and model number of the product:

Model Number	Model Name
10072-00	6.5ft 5V RGB Strip & 5V RF Strip Controller
10073-00	16.4ft 12V RGB Strip & 12V RF Strip Controller
10074-00	7W RGB Bulb
10075-00	RF 2.4GHz Remote
SAW30-100-2000	Power Supply

rm 880185

**LET'S GET STARTED**

178 mm

914.4 mm

**IMPORTANT SAFETY INSTRUCTIONS**  
**READ AND FOLLOW ALL SAFETY INSTRUCTIONS**

Lighted lamp is HOT!

**WARNING** – To reduce the risk of FIRE OR INJURY

**CAUTION** – Use indoors only.

**CAUTION** – Risk of Electric Shock

**CAUTION** – Hot surface. Keep away from curtains and other combustible materials.

Turn off power and allow to cool before replacing lamp.

Do not touch hot lens, guard, or enclosure

Keep lamp away from materials that may burn.

Do not touch the lamp at any time. Use a soft cloth. Oil from skin may damage lamp.

Do not operate the luminaire with a missing or damaged shield.

Do not use if there is any damage to the light or cord insulation. Inspect periodically.

**THIS DEVICE IS NOT INTENDED FOR USE WITH EMERGENCY EXITS.**

**SAVE THESE INSTRUCTIONS**

**INSTALL LED STRIPS**

Peel 3M™ adhesive mounting and press the flexible LED strip into place.


For 6.5-ft LED Strips:  
Plug the LED strip into the 5V USB controller cable (4ft) and then the cable into any USB port (TV or PC) or USB power supply (not included).

For 16.4-ft LED Strips:  
Plug the LED strip into the 12V controller (0.6ft) and then the controller into the included 12V power supply (cable length 4ft).


**CAUTION:** 16.4-ft LED strips should only be plugged into the included 12V power supply. 6.5-foot LED strips should only be plugged into 5V USB ports.

USE ONLY WITH CLASS 2 POWER UNIT

**INSTALL LED LIGHT BULBS**



**USING YOUR REMOTE**



**POWER OFF**

**POWER ON** (PRESS FOR WHITE LIGHT)

**COLOR RING** – SELECT THE COLOR OF YOUR MOOD

**BRIGHTNESS** – INCREASES LIGHTS BRIGHTER OR DIMMER

**SPEED** – MAKE LIGHTS CHANGE COLORS FASTER OR SLOWER

**PRESET LIGHT PROGRAMS** – CHOOSE FROM EIGHT PRESET AUTO PROGRAM MODES

**Battery Warning Statement**  
Do not mix old and new batteries. Do not mix alkaline, standard (carbon-zinc) or rechargeable (Ni-Cad, Ni-MH, Ni-CD) batteries.

AAA BATTERIES REQUIRED (NOT INCLUDED)

**COLOR RING**  
Choose the color of your lights.

**BRIGHTNESS**  
Dim from 10% - 100%.

**PRESET LIGHT PROGRAMS**  
Eight different auto programs for parties, lounging, and special occasions.

- CLUB 1
- CLUB 2
- LOUNGE
- BEACH
- SUNSET
- CHRISTMAS
- INDEPENDENCE
- HALLOWEEN


**SPEED**  
Adjust program speeds faster for parties and slower for an elegant change of atmosphere.

**PAIRING**

By default, all Monster IlluminEssence LED strips and LED light bulbs will be paired out of the box with the included remote control.

**TO PAIR**

To pair LED strips or LED light bulbs to another remote, simply unplug and replug back in the LED strip or lamp to power and WITHIN FIVE SECONDS of plugging back into power, press and hold the "Speed+" until the lights blink three times.



**TO UNPAIR**

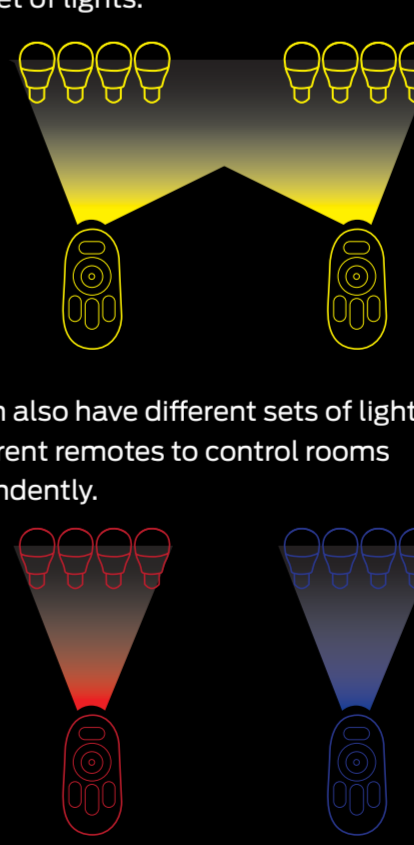
Repeat above but instead of "Speed+" press "Speed-".

**EXPAND**

**EXPAND LIGHTS AND ROOMS**

You can pair up to four remotes with up to 30 Monster IlluminEssence LED strips or LED light bulbs.

You can have multiple remotes control the same set of lights.



You can also have different sets of lights paired to different remotes to control rooms independently.

**LIVE IN COLOR**

178 mm