


Stellar MF/M3F Specification

General Description

Hanshow Electronic Shelf Labels are custom made for all kinds of retailers such as malls, supermarkets, 3C stores, convenience stores and pharmacies. It is different from the traditional paper price labels; ESL can be remotely controlled and updated anytime and anywhere via RF technology. The ESL system also synchronizes retailers' existing database, which ensures the consistency between labels and counters. This is the key to successful O2O (Online to Offline) business.

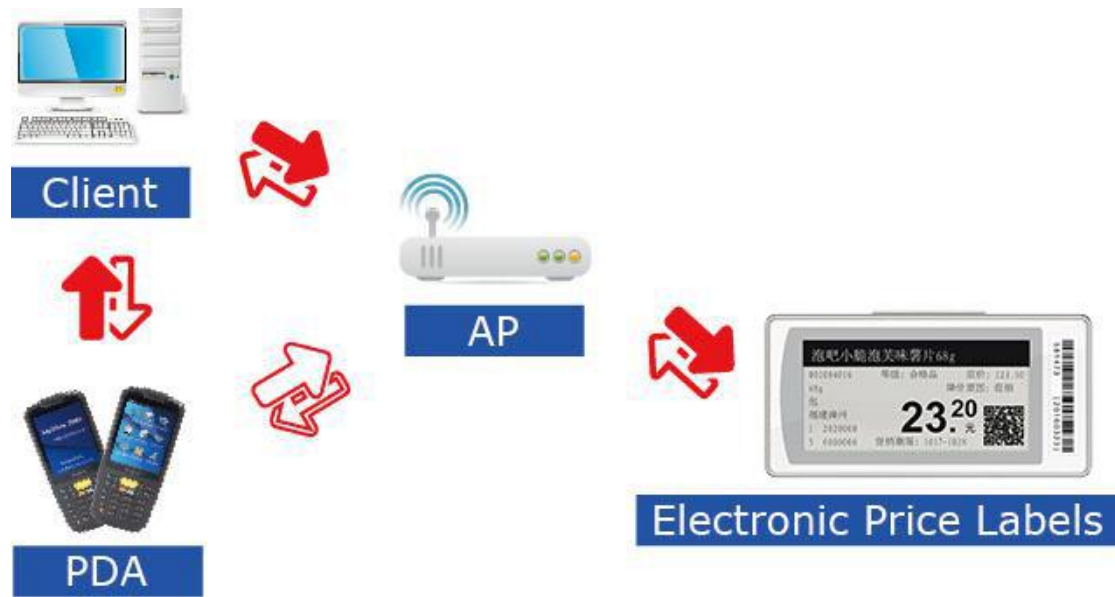


Hanshow Brings You

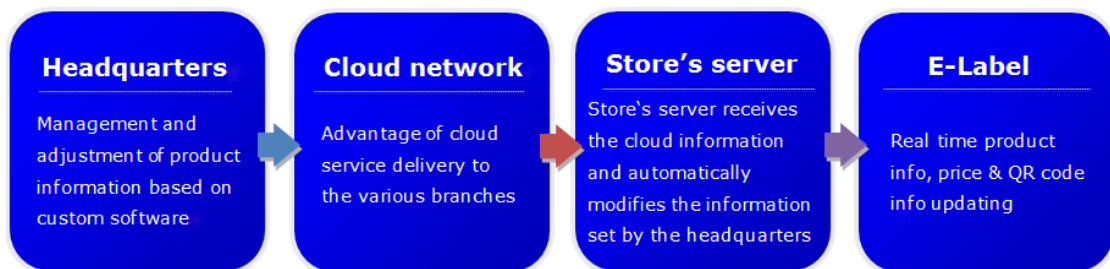
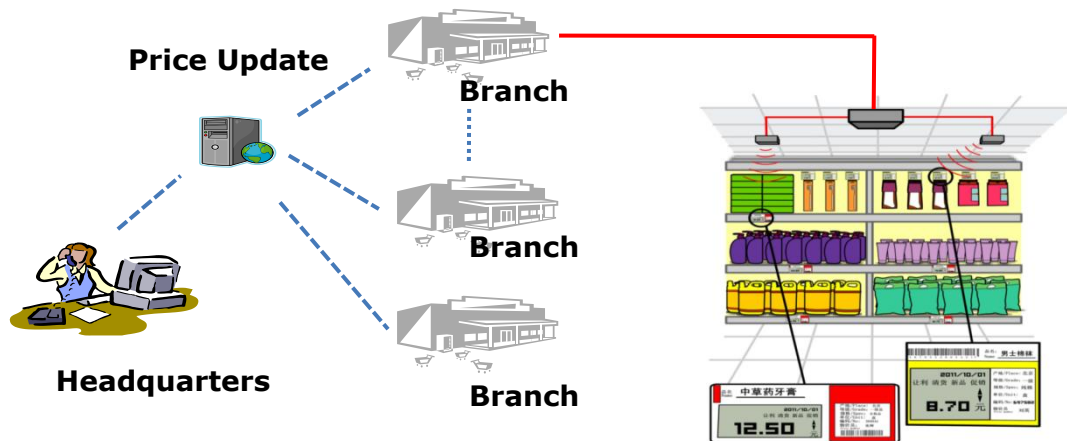
- Direct & Accurate "Sales" Information
- Smart "Pricing Management"
- Simple "Pricing Update" Process



System Map



Pricing Management Process



Stores also can be self-managing according to demand for replacing the goods, updating the price etc.

Benefits



1. Dot-matrix e-paper screen - high readability and high contrast rate.
2. Diverse content – text, digits, pictures, barcode and RQ code.
3. Color screen.
4. Multiple sizes.
5. Supports multiple languages. Currently it supports Chinese and English, other languages can be custom made.
6. Real time price update. 10,000 updates per hour, 99.99% successful.
7. 360 degree signal transmission. Anti-interference.
8. Simple installation with antitheft function.
9. Product life span is 5 years.

- Fastprice update enables more frequent promotion activities, which increases retailers’ profit margin.
- Pricing history in database is fundamental for data analysis, which provides references for future pricing strategies.
- Smarter pricing planning and shelf management.
- Big label delivers strong messages to consumers.
- Save labor and operation costs.

Product List

- Stellar-MF
- Stellar-M3F

Product Specification

- **Stellar-MF/M3F**

| Technical Parameters | | | |
|-------------------------------|----------------|-----------------------|-----------------------------------|
| Model | Stellar-MF\M3F | Battery | 1*EF702338 |
| Dimension (H*W*T mm) | 70.5*35.2*12.6 | Replaceable Battery | NO |
| Display (H*W mm) | 48.55*23.8 | Battery Life | 5 years |
| Weight | 33g | Low Power Warning | Yes |
| RF Parameters | | | |
| Data Rate | 500Kbps | | |
| Modulation | GFSK | | |
| Quantity of Channels | 79 | | |
| Channel Separation | 1MHz | | |
| Display Parameters | | | |
| Display | E-Paper | / | Dot-Matrix |
| Screen Size (H*W mm) | 48.55*23.8 | Color Screen | Customized |
| Multiple Pages | Customized | "Sales" Sign | Yes |
| Other Specification | | | |
| Antitheft Installation Holder | Yes | Transmission | 2.4G Wireless |
| Antitheft Technology | Custom | Updating Speed | 10,000 Messages Per Hour |
| Two-way Communication | Yes | Update Stability | Error Rate is less than 0.0000001 |
| Environment | | | |
| Storage Temperature | 0-40 degree | Operating Temperature | 0-40 degree |

This device complies with Part 15 of the FCC Rules. Operation is subject to the following two conditions: (1) this device may not cause harmful interference, and (2) this device must accept any interference received, including interference that may cause undesired operation.

Changes or modifications not expressly approved by the party responsible for compliance could void the user's authority to operate the equipment.

NOTE: This equipment has been tested and found to comply with the limits for a Class B digital device, pursuant to Part 15 of the FCC Rules. These limits are designed to provide reasonable protection against harmful interference in a residential installation. This equipment generates, uses instructions, may cause harmful interference to radio communications. However, there is no guarantee that interference will not occur in a particular installation. If this equipment does cause harmful interference to radio or television reception, which can be determined by turning the equipment off and on, the user is encouraged to try to correct the interference by one or more of the following measures:

- Reorient or relocate the receiving antenna.
- Increase the separation between the equipment and receiver.
- Connect the equipment into an outlet on a circuit different from that to which the receiver is connected.
- Consult the dealer or an experienced radio/TV technician for help.