

**BTL001  
FindStuff  
User's manual**

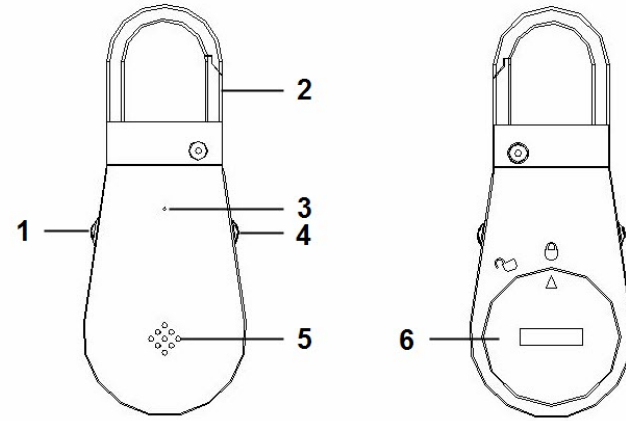
**Contents**



- **Welcome use**.....1
- **Overview**.....1
- **Descriptions**.....1
- **Compatibility**.....2
- **Operation steps**.....2
- **Warning**.....4
- **FAQs**.....5

■ **Welcome use**

Welcome to use BTL001 which support Bluetooth low energy V4.0 technology. Lock design is easy attached it to your stuff. BTL001 is designed to find your stuff or to alert you when you are going to lose your stuff.

■ **Overview**



|          |                                                                                                      |          |                                                                                                   |
|----------|------------------------------------------------------------------------------------------------------|----------|---------------------------------------------------------------------------------------------------|
| <b>1</b> | Bluetooth button  | <b>4</b> | Search button  |
| <b>2</b> | Key chain                                                                                            | <b>5</b> | Buzzer                                                                                            |
| <b>3</b> | LED indicator                                                                                        | <b>6</b> | Cover of battery                                                                                  |

■ **Description**

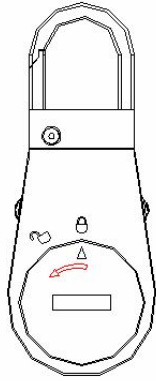
1. It use Bluetooth low energy V4.0 technology
2. Easy to take off the cover of battery and change battery, the standby time is about six months (it maybe difference according to the actual use)
3. Designed as a lock, you can attached it with key, dog, bag, luggage etc.
4. Pairing the BTL001 with Smart phone, they can search each other and alert you if they over setting range
5. You can set the difference ring and range of alert



## ■ Compatibility

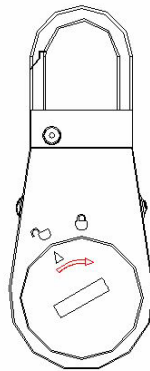
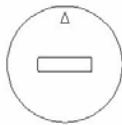
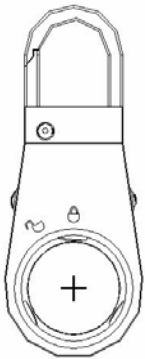
This product only can be used with the devices which support Bluetooth low energy V4.0, such as iPhone 4S, iPhone 5, iPhone 5S, iPhone 5C, iPhone 5S, iPad min, iPad mini2, iPad 4.

## ■ Operating steps

1. Rotate the cover from  to  to take off the cover of battery.



2. Change the battery as follows, and rotate it from  to  to lock it.





2

3

3. Download “**FindStuff**” from APP store and setting it on your device.

4. Pairing and connecting BTL001 with your device

- Press Bluetooth button  on BTL001 once to make it enter into pairing mode and the red LED will flash.

- Activate Bluetooth function of your device, and click  on your device to enter APP.

- After connected, press  or  button on BTL001 to search device,

- Please click the **Help**  button on APP about how to find stuff.

5. Press Bluetooth button  on BTL001 once to turn it off after BTL001 disconnect with device.

## ■ Warning

- ◆ Please noted that all functions of BTL001 only can be used with APP “FindStuff”.
- ◆ Please use the good quality battery, and take off the battery if you do not use for long time.
- ◆ Keep it dry and don't put it in the dump place to avoid the product's internal circuit being affected.
- ◆ Keep the product away from direct sunlight or hot places. High temperatures will shorten the life of electronic devices, destroy the battery or distort certain plastic parts.
- ◆ Don't expose the product to cold areas. It may damage the internal circuit board.
- ◆ Don't try to disassemble the product as it may get damaged if you are not professional.
- ◆ Don't let it fall down onto the floor or other hard surfaces. The internal circuit might get damaged.
- ◆ Don't use intensive chemical products or detergent to clean the product.
- ◆ Don't scratch the surface with sharp things.
- ◆ Don't use this product during strenuous exercise. It may get damaged by sweat.

In case the product doesn't function properly, send it to the store you bought it. The staff will help you to solve the problem

## ■ FAQs

### 1. How far is the available working range?

The working range is depend on difference working environment.

Indoor with object: about 3~10 meters

Outdoor: about 10~20 meters

### 2. How long the battery can be worked?

Standby time is about six months for generally, difference operation and brand of battery cause difference working time.

### 3. Why my mobile phone can not use?

This product only can be used with the devices which support Bluetooth low energy V4.0, such as iPhone 4S, iPhone 5, iPhone 5S, iPhone 5C, iPhone 5S, iPad min, iPad mini2, iPad 4.

## FCC Statement

Any Changes or modifications not expressly approved by the party responsible for compliance could void the user's authority to operate the equipment.

This device complies with part 15 of the FCC Rules. Operation is subject to the following two conditions: (1) This device may not cause harmful interference, and (2) this device must accept any interference received, including interference that may cause undesired operation.

## RF Exposure

This equipment complies with FCC radiation exposure limits set forth for an uncontrolled environment.

This transmitter must not be co-located or operating in conjunction with any other antenna or transmitter.