
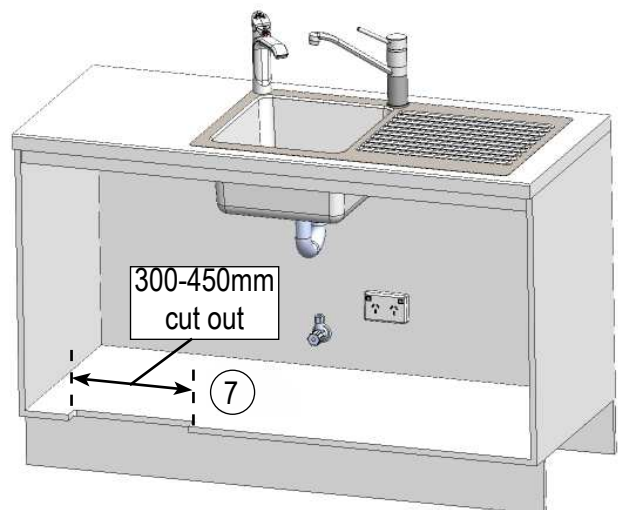
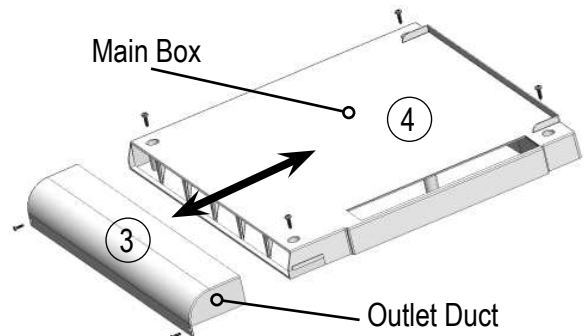


ZIP Vent Tray Kit Installation

NOTE: The Vent Tray Kits 93540 (for BC and BCS models) and 93541 (for C and CS models) are both installed in the same way.

- 1. Before installing the Vent Tray Kit.**
Ensure the 4mm silicon door buffers are fitted to the inside of the cupboard doors to allow sufficient air to enter the cupboard space. If there is insufficient air flow through the cupboard, an air inlet grill (not supplied) will need to be fitted to the upper part of the door or to an exterior wall of the same cupboard space.
2. For marking purposes, place the assembled vent tray kit in a suitable position on the cupboard floor. Check there will be sufficient clearance around, the final placement of, the undersink unit and that the undersink unit will be close to the Hydrotap hose and tube connections, as specified in the main installation instructions.
3. With the vent tray assembly in position, secure the outlet duct section to the front of the cupboard floor, using the two small screws supplied.
4. Adjust the depth of the main box section by sliding the box back to suit the size of your undersink unit. Check both sides of the box are square with the outlet duct section.
5. Mark the final position of the main box on the cupboard floor and then remove the outlet duct section to reveal all four of the main box mounting locations.
6. With the main box in place (check against the marks made in step 5) mark and drill out the 4 main box mounting locations.
7. With the vent tray assembly removed from the cupboard, cut an outlet vent into the front edge of the cupboard floor so that it is located evenly between the two screw holes made in step 3. The cut out should be between 300-450mm wide and cut back close to the kickboard (nominal 43mm).
8. Replace the main box and secure in place with the 4 large screws supplied.
9. Refit the outlet duct section to the front of the main box and secure in place with the 2 small screws supplied (as in step 3).

93540 assembled vent tray kit



Head Office
Zip Heaters (Aust) Pty. Ltd.
ABN: 46 000 578 727
67 Allingham Street
Condell Park NSW 2200
Postal: Locked Bag 80
Bankstown 1885 Australia

Website:
www.zipindustries.com
Facsimile: (02) 9796 3858
Telephone: (02) 9796 3100
Sales & Service.
Free Call: 1 800 63 86 33
Customer Care.
Free Call: 1 800 42 43 44