

front 黑色

105.0mm

BT-637



Bluetooth keyboard

148.0mm

USER'S MANUAL

back 黑色

Introduction

Congratulations on your purchase of a high-quality ZIPPY product. Your BT-500 Bluetooth® Keyboard represents the state of the art in wireless Bluetooth Keyboard design and is designed for reliable and trouble-free performance.

Safety

Before getting started, read these instructions and save them for future reference.

- Do not drop or hit your Keyboard.
- Do not use your Keyboard in a location that is subject to strong vibrations because vibration may damage your Keyboard.
- Do not disassemble or modify the product in any way. Disassembly or modification may void your warranty and could damage your Keyboard leading to a fire or electric shock.
- Do not use or store your Keyboard in damp locations. Liquid entering the product may cause damage or lead to fires or electric shock.
- Do not insert metal objects, such as coins or paper clips, into your Keyboard.
- Your Keyboard is for general computer use. Do not use your Keyboard with a computer that requires exceptional reliability, especially if a breakdown or malfunction of might jeopardize life or health, such as aerospace equipment, atomic power control

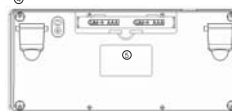
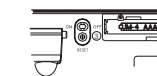
systems, traffic-related equipment, transportation equipment, industrial robotics, combustion equipment, safety devices, and life-support systems.

- Batteries may explode or leak if they are improperly recharged, inserted, disposed of in fire, or mixed with used batteries or different battery types. There is a risk of explosion if a battery is replaced incorrectly.
- Dispose of used batteries according to local regulations.
- Keep the battery compartment cover and the batteries out of the reach of small children.

Features

- Bluetooth® 2.0 interface (compatible with Bluetooth 1.0).
- Communicate with smartphone device available.
- Certified for Telecom safety.
- Transmission range up to 10 meters.
- Ultra-thin Compact size and low power consumption.

Keyboard components



| | Component |
|----|---------------------------------------|
| 1. | Top Cover |
| 2. | Batt Low |
| 3. | Power switch and Pairing/Reset button |
| 4. | Foot pad |
| 5. | Label |

LED indicators

Your keyboard has an LED indicator that indicates keyboard status.

- Flashing— battery low indicator.

Package contents

- Keyboard
- AAA alkaline batteries (2 PCS)
- User Guide

System requirements

Your computer must meet these requirements:

- Microsoft Windows®ME, Windows 2000, Windows® XP/XP x64, or Windows Vista® operating system
- Bluetooth-enabled computer
- Existing keyboard for setup

Using your keyboard

- Installing the batteries

To install the batteries:

1. Pry the battery cover open.



2. Insert the two pieces of AA Alkaline batteries. Make sure they are properly installed.



3. Replace the battery cover



Installing your keyboard

- To install your keyboard:

1. Turn on your computer and make sure that your Bluetooth device is set to search mode.
2. Slide your keyboard power switch to the ON position. The switch is located on the bottom of your keyboard back side.



3. Press and hold the pairing button on the bottom of your keyboard until the LED indicator flashes blue.



4. Your system will find the "Bluetooth Keyboard" device on your Bluetooth dongle.

5. Double click the "Bluetooth Keyboard" device icon, the system will show link message and ask you to enter password. (This procedure may differ by your Bluetooth software and system, please read your Bluetooth software or system instruction.)

Troubleshooting

- Make sure that you have paired your keyboard with your computer. For more information, see "Installing your keyboard" on page 6.
- Make sure that your operating system is compatible with your keyboard. For more information, see "System requirements" on page 4.
- Make sure that the anode(+) and cathode(-) symbols on the batteries match the anode(+) and cathode(-) symbols in the battery compartment.
- Low-Battery is indicated by the illumination of the Keyboard Top case "Batt.Low". Please replace the battery when the LED lights up.

Specifications

| | |
|-----------------------|--|
| Dimension | Keyboard: 226 (L) x 199 (W) x 23 (S) mm |
| Keys No. | Keyboard: 83 keys(JA) / 82 keys(US/UK) |
| Weight | Keyboard: 300±25g (incl. battery) |
| Key Pitch | 19.0 mm |
| Interface | Bluetooth |
| Compatibility | Windows ME, Windows 2000, Windows XP/XP x64, Windows Vista |
| Operating Temperature | 32°F ~ 40°F (0°C ~ 40°C) |
| Operating Humidity | 15% RH or less |
| Storage Temperature | 32°F ~ 140°F (-1°C ~ 60°C) |
| Storage Humidity | 15% RH or less |

This equipment has been tested and found to comply with the limits for a class B digital device, pursuant to part 15 of the FCC rules. These limits are designed to

provide to provide reasonable protection against harmful interference in a residential installation.

This equipment generates, uses and can radiate radio frequency energy and, if not installed and used in accordance with the installation, may cause harmful interference to radio communication.

However, there is no guarantee that interference

will not occur in a particular installation, if this equipment does cause harmful interference to radio or television reception, which can be determined by turning the equipment off and on, the user is encouraged to try to correct the interference by one or more of the following measures:

-Reorient or relocate the receiving antenna

-Increase the separation between the equipment and receiver

-Connect the equipment into an outlet on a circuit different from that to which the receiver is connected

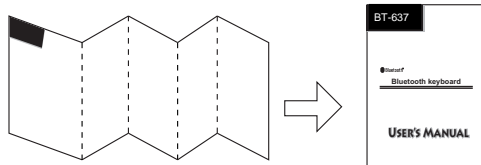
-Consult the dealer or an experienced radio / TV technician for help

You are cautioned that changes or modifications not expressly approved by the party responsible for compliance could void your authority to operate the equipment.

FCC RF radiation exposure statement:

This transmitter must not be co-located or operating in conjunction with any other antenna or transmitter.

折法: 左右S折, 封面朝外



注意:

1. 須正反面(雙面)印刷, 印刷單黑(內文彩色部分印刷單黑)
2. 印刷面不可產生影像模糊或有餘影
3. 裁切邊不可有裁切不良現象
4. 交貨時, 需左右S折, 封面需朝正面

尺寸 (L)525.0x(W)148.0mm(未折台)

料號

2

1

日期

設計

修改

內容

敘述

確認

廖路紅

日期

2008/07/23

比例

1:1

單位

MM

機種

BT-637

版次

1



新巨企業股份有限公司
ZIPPY TECHNOLOGY CORP.