

# User Manual

## Keyboard

Model name:UB-15MSKB

FCC ID: 2AAP6UB15MSKB

A.keyboard appearance photos and instructions

Picture (1) :



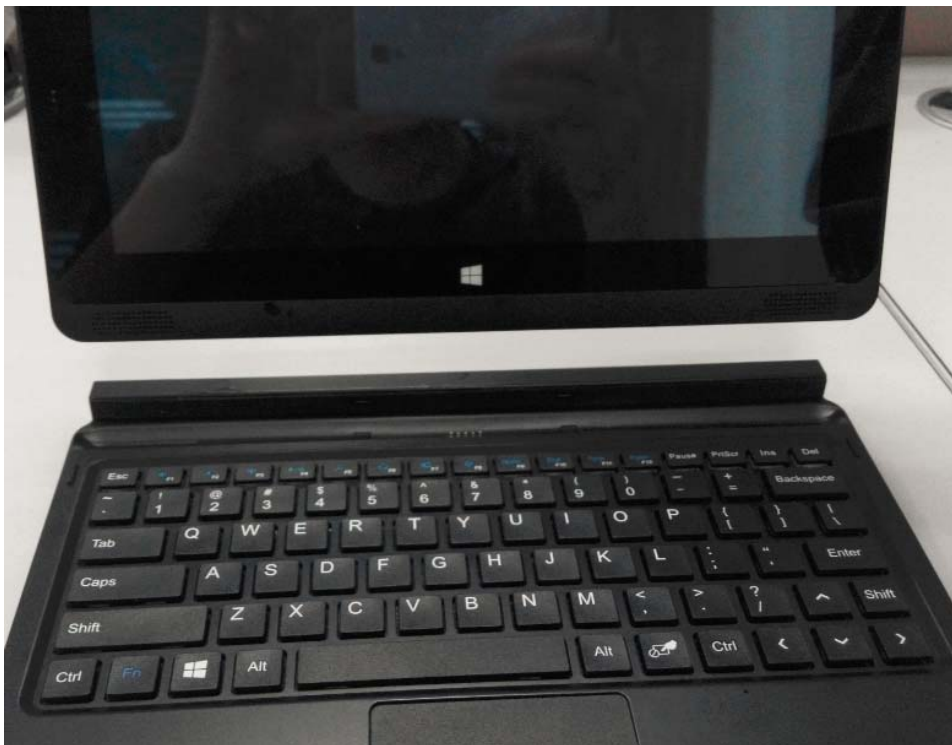
Using state review

Picture (2):



Keyboard review

Picture(3)




tablet be ready connect to keyboard review

Picture (3)



keyboard with tablet 2 in 1

## B..keyboard function introduce



### 1..Touchpad

function: mouse, left right button function.

method: press right/left button to operating




### 2、 5PIN pigo pins

function: Connecting to tablet mother port.

Operation method: when the tablet is inserted into the keyboard groove, the groove of the magnet will automatically and magnet attracting tablet for positioning, the keybaord mather port and keyboard male port automatic alignment connect to work.


3、 Indicator:  :case conversion indicator light; Capital light red



#### 4、USB port

USB: mainly use to connect mouse and U-disk

#### 5、Keyboard quick keys and Sketch photo And the function key description



function : esc=back to home    F1=mute    F2=Voice down    F3=voice up    F4=play/stop  
F5=souching    F6=share    F7=device    F8=setting    F9=front    F10=back  
F11=up to next page    F12=down to next page

NOTE: This equipment has been tested and found to comply with the limits for a Class B digital device, pursuant to part 15 of the FCC Rules. These limits are designed to provide reasonable protection against harmful interference in a residential installation. This equipment generates, uses and can radiate radio frequency energy and, if not installed and used in accordance with the instructions, may cause harmful interference to radio communications. However, there is no guarantee that interference will not occur in a particular installation. If this equipment does cause harmful interference to radio or television reception, which can be determined by turning the equipment off and on, the user is encouraged to try to correct the interference by one or more of the following measures:

- Reorient or relocate the receiving antenna.
- Increase the separation between the equipment and receiver.
- Connect the equipment into an outlet on a circuit different from that to which the receiver is connected.
- Consult the dealer or an experienced radio/TV technician for help.

This device complies with part 15 of the FCC rules. Operation is subject to the following two conditions:

- (1) this device may not cause harmful interference, and
- (2) this device must accept any interference received, including interference that may cause undesired operation.

Changes or modifications to this unit not expressly approved by the party responsible for compliance could void the user's authority to operate the equipment.