


# IRLA Starter Kit UNPACKING INSTRUCTIONS

- #1** Confirm that you have received your total number of boxes.  
 If incorrect, please immediately contact [orders@americanreading.com](mailto:orders@americanreading.com)

Then, sort your boxes by grade and by module number. *(Each grade has a different color label. Module numbers are indicated at the bottom of the label.)*



- #2** Check contents of boxes against packing slip. *(It is not necessary to open the bags.)*

- #3** Locate and set aside the white Professional Development boxes.

- #4** Please send an order confirmation to American Reading Company.

[orders@americanreading.com](mailto:orders@americanreading.com)



- #5** Distribute boxes to individual classrooms before opening. See back for detailed instructions for unpacking individual boxes.



PreK	Kindergarten	1	2	3	4	5	6	7	8	9 & 10	11 & 12				
RTM	1-3Y	1G	2G	1B	2B	1R	2R	Wt	Bk	Or	Pu	1Br	2Br	Si	Gl

# IRLA Starter Kit UNPACKING INSTRUCTIONS CONTINUED...

## After submitting your order confirmation:

### 5.1 Unpack and Fill Baskets

- Each plastic bag contains one collection of books and one basket label.
- Plastic baskets are shipped in separate boxes to avoid breakage.
- Find a plastic basket that matches the color of the label.



- Ensure the plastic storage basket is clean and dry prior to applying the label. Apply the label to the front of the basket.  
*Note that the front end of the basket has a wider middle section than the back.*
- Place the books in the baskets.
- Each class should receive 5 collections of books (up to 150 books total).





### 5.2 Program Materials

**For each classroom, you will have:**

*IRLA Starter Kit Program Materials*

- Independent Reading Level Assessment (IRLA)
- IRLA Handbook
- Conference Notebook
- Reading Acquisition Skills Cards



PreK	Kindergarten	1	2	3	4	5	6	7	8	9 & 10	11 & 12 <sup>®</sup>				
RTM	1-3Y	1G	2G	1B	2B	1R	2R	Wt	Bk	Or	Pu	1Br	2Br	Si	GI