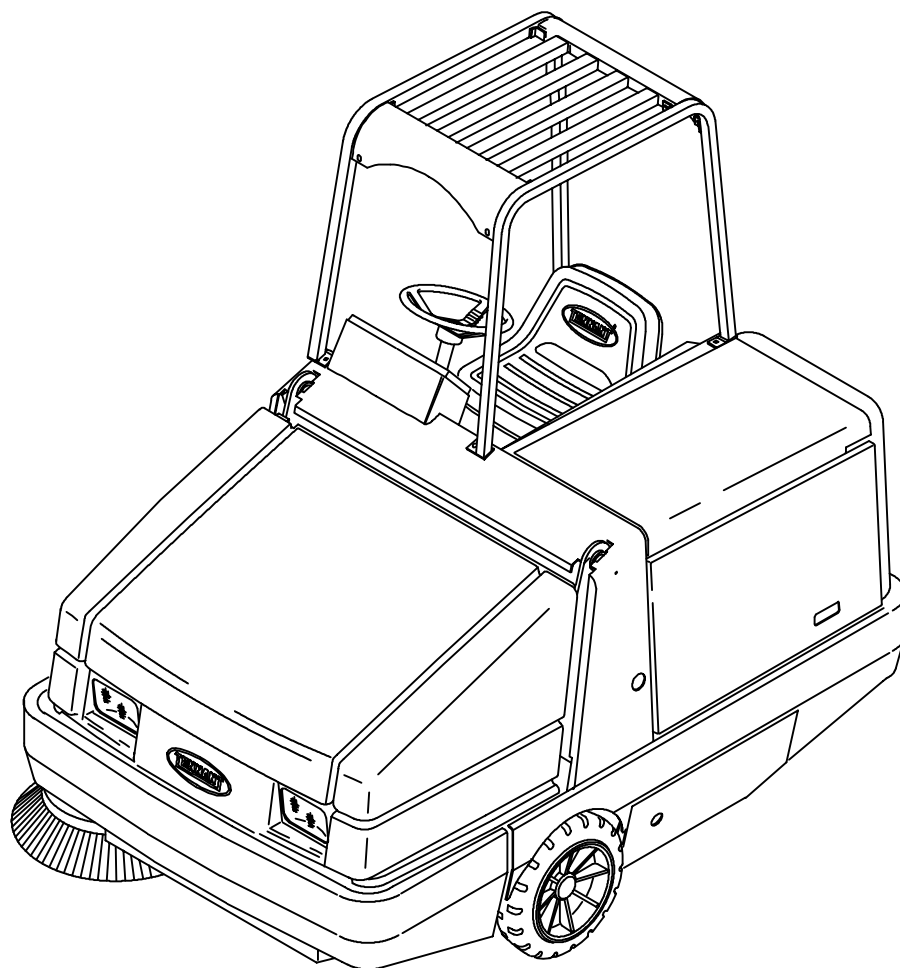




6550

Parts Manual



330310

Rev. 06





This manual is furnished with each new TENNANT Model 6550.

This manual consists of the How To Use This Manual; Standard Parts; Options; Breakdowns; Engine Breakdown; and Cross Reference sections.

MACHINE DATA

Please fill out at time of installation for future reference.

Machine Model Number - 6550

Machine Serial Number - _____

Machine Options - _____

TENNANT Representative/phone no. - _____

Customer ID Number - _____

Date of Installation - _____

Manual Number - 330310

Revision: 06

Published: 9-02

HOW TO USE THIS MANUAL

This section on *HOW TO USE THIS MANUAL* will tell you how to:

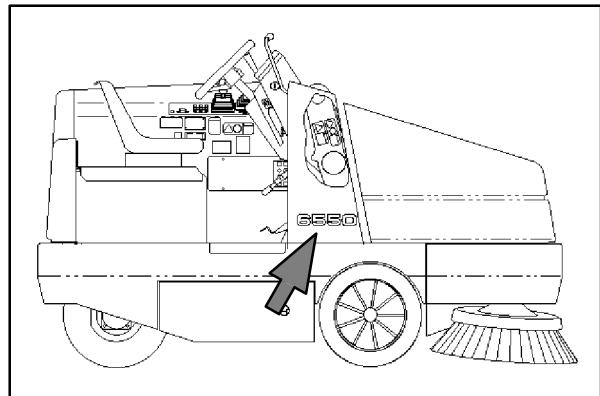
- Find important machine information for ordering correct repair parts.
- Find TENNANT part numbers.
- Order TENNANT parts and supplies.

IMPORTANT INFORMATION

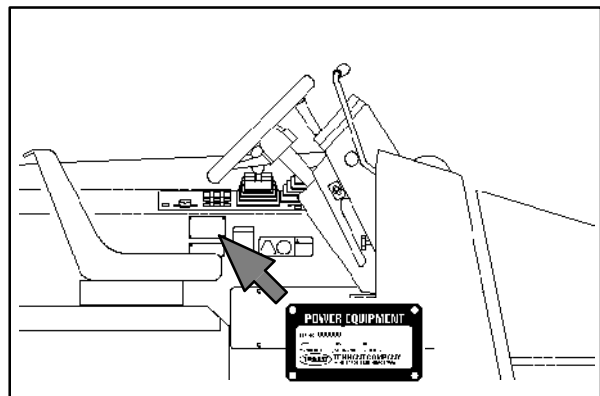
When placing an order for parts, the machine model and machine serial number are important. Refer to the *MACHINE DATA* box which is filled out during the installation of your machine. The *MACHINE DATA* box is located on the inside of the front cover of this manual.

MACHINE DATA	
<i>Please fill out at time of installation for future reference.</i>	
Machine Model Number -	385
Machine Serial Number -	_____
Machine Options -	_____
TENNANT Representative/phone no. -	_____
Customer ID Number -	_____
Date of Installation -	_____
Manual Number -	MM305
Revision:	00
Published:	06-92

The model number of your machine is on the side of the machine.



The serial number of your machine is printed on the machine data plate located as shown.



HOW TO USE THIS MANUAL

FINDING A TENNANT PART NUMBER

This manual contains the following sections:

- HOW TO USE THIS MANUAL
- STANDARD PARTS
- OPTIONS
- BREAKDOWNS
- CROSS REFERENCE

The STANDARD PARTS section lists repair parts for standard machines. They are grouped in this general order:

- General wear parts.
- Machine frame and related parts.
- Machine propelling system.
- Scrubbing components.
- Electrical parts.

The OPTION section lists repair parts of options.

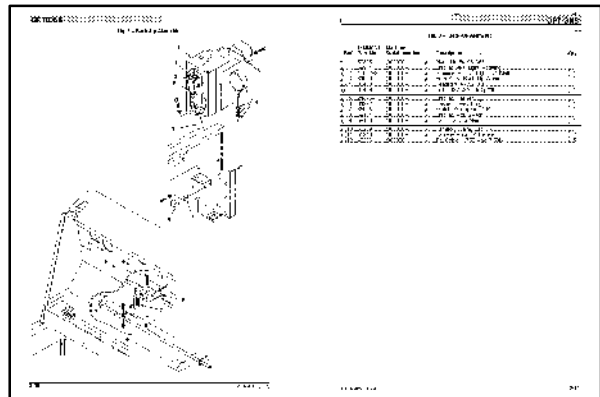
The BREAKDOWN section lists available repair parts of major components.

All sections in this manual consist of parts illustrations and corresponding parts lists.

The parts illustrations are numbered with **Ref** numbers which refer to corresponding parts lists.

The parts lists include a number of columns of information:


- **Ref** - column refers to the reference number on the parts illustration.
- ▽ - indicates the part is an assembly.
- ▲ - indicates the part is included in the assembly listed just before it.
- **TENNANT Part No.** - column lists the TENNANT part number for the part.
- **Serial Number** - column indicates the set of machines the part number is applicable to. Serial numbers change when the machine design has been modified. The most current design of the machine is shown in the main illustration, older designs are boxed in a corner of the illustration.
- **Description** - column is a brief description of the part.
- **Qty.** - column lists the quantity of that part used in that area of the machine.



Ref.	TENNANT Part No.	Machine Serial number	Description	Qty.
▽	59396	(000000-	Alarm Kit, Bu Aw 355L	1
▲ 1	59444	(000000-	Bracket W/3lt. Light, Rotating	1
▲ 2	10532-9	(000000-	Grommet, For 0.56ld. For .13Mail	1
▲ 3	61920	(000000-	Horn Ass'y, Back-Up Alarm	1
▲ 4	36438	(000000-	Headlight Ass'y, 210g	1
▲ 4	36439	(000000-	Rubb, 12V, 5A - 40q#1004	1
▲ 5	245/6-1	(000000-	Bracket, Flasher	1
▲ 6	31522	(000000-	Flasher, Heavy Duty	1
▲ 7	35406	(000000-	Switch, Waterproof, 1LA	1
▲ 8	59154	(000000-	Bracket, Mfg. Switch	1
▲ 9	59163	(000000-	Cam, Backup Alarm	1
▲ 10	60269	(000000-	Harness, Alarm, Backup	1
▲ 11	55246	(000000-	Cartridge Mount, Auditive	2
▲ 12	49266	(000000-	Tle. Cable 1.75D Max 7.50Lg	5

NOTE: If a service kit is installed on your machine, be sure to keep the INSTRUCTION BULLETIN which came with the kit. It contains repair parts numbers needed for ordering future parts.

NOTE: Fasteners used in this machine may be metric or non-metric. Take care when replacing hardware to replace with same thread size.



PLACING AN ORDER

Orders may be placed by phone, fax, or by mail. Phone orders may need written confirmation. Follow the steps below to insure prompt delivery:

1. Identify the model number of your machine.
2. Identify the serial number of your machine.
3. Find the part number of the part you need. Do not order by page number or reference number. If you are not able to find the part number, call your TENNANT representative for help or send the old part as a sample.
4. Determine the quantity of the part you need.
5. Provide the following company information:
 - Company name
 - Customer ID Number
 - Shipping address
 - Billing address
 - First and last name of person ordering parts
 - Telephone number
 - Purchase order number
6. Provide definitive shipping instructions.

HOW TO USE THIS MANUAL

Any claim for loss or damage to a shipment in transit should be filed promptly with the transportation company making the delivery. Shipments will be complete unless the packing list or order acknowledgement indicates items back ordered.

If parts received are suspected to be incorrect or defective, please contact the TENNANT representative from whom you ordered the part. They will give authorization for return and/or handle replacement shipments when required.

SECTION 2

Contents	Page
Fig. 1 - General Recommended Maintenance Items	2-2
Fig. 2 - Replacement Brushes	2-4
Fig. 3 - Main Frame Group	2-6
Fig. 4 - Right Brush Door Group	2-8
Fig. 5 - Left Brush Door Group	2-9
Fig. 6 - Seat and Shroud Group	2-10
Fig. 7 - Right Grille Group	2-12
Fig. 8 - Left Grille and Hydraulic Cooler Group	2-14
Fig. 9 - Engine Cover Group	2-16
Fig. 10 - Engine Side Door Group	2-18
Fig. 11 - Overhead Guard Group	2-20
Fig. 12 - Steering and Firewall Group	2-22
Fig. 13 - Instrument Panel Assembly	2-24
Fig. 14 - Side Instrument Panel Group	2-26
Fig. 15 - Circuit Breaker and Relay Group	2-27
Fig. 16 - Engine Group	2-28
Fig. 17 - Engine Mount Group	2-30
Fig. 18 - Carburetor Group, Gasoline	2-32
Fig. 19 - Carburetor Group, LPG	2-34
Fig. 20 - Vaporizer Group, LPG (000000-009007)	2-36
Fig. 21 - Vaporizer Group, LPG (009008-)	2-38
Fig. 22 - Air Cleaner Group	2-40
Fig. 23 - Alternator and Engine Fan Group	2-42
Fig. 24 - Muffler Group	2-43
Fig. 25 - Fuel Tank Group, Gasoline	2-44
Fig. 26 - Fuel Tank Group, LPG	2-46
Fig. 27 - Radiator Group	2-48
Fig. 28 - Battery Group, Gasoline	2-50
Fig. 29 - Battery Group, LPG	2-51
Fig. 30 - Rear Drive Wheel Group	2-52
Fig. 31 - Rear Wheel Assembly	2-54
Fig. 32 - Front Wheel and Brakes Group	2-56
Fig. 33 - Brake Lever and Pedal Group	2-58
Fig. 34 - Directional Pedal Group	2-60
Fig. 35 - Hydraulic Pump Linkage Group	2-62
Fig. 36 - Hopper Group	2-64
Fig. 37 - Hopper Dump Door Group	2-66
Fig. 38 - Hopper Cylinder and Dust Door Group	2-68
Fig. 39 - Hopper Hood and Bumper Group	2-70
Fig. 40 - Filter Box Group	2-72
Fig. 41 - Hopper Lift Arms Group	2-74
Fig. 42 - Side Brush Motor and Pivot Group	2-76
Fig. 43 - Side Brush Lift Group	2-78
Fig. 44 - Main Brush Lift Group	2-80
Fig. 45 - Main Brush Drive Group	2-82
Fig. 46 - Vacuum Fan Group	2-84
Fig. 47 - Vacuum Fan Motor and Fittings Group	2-86
Fig. 48 - Hydraulic Schematic	2-88
Fig. 49 - Hydraulic Hose Group	2-90

Contents	Page
Fig. 50 - Hydraulic Reservoir Group	2-92
Fig. 51 - Hydraulic Valve Group	2-94
Fig. 52 - Hydraulic Pumps Group	2-96
Fig. 53 - Pressure Switch Group	2-97
Fig. 54 - Back-Up Alarm Group, LRC	2-98
Fig. 55 - Electrical Schematic	2-100
Fig. 56 - Wire Harnesses Group	2-104
Fig. 57 - Label Group	2-113

Fig. 1 - General Recommended Maintenance Items

Ref.	Tenant Part No.	Machine Serial Number	Description	Qty.
▽	69941	(000000-) Performance Pkg 400Hr Gas 355L	1
▲	39046	(000000-) Spark Plug	4
▲	07705	(000000-) Gasket	1
▲	58120	(000000-) Element, Air Filter	1
▲	19205	(000000-) Filter, Eng Oil, Spin-On	4 ¹
▲	36050	(000000-) Filter, Fuel	2 ¹
▲	65869-1	(000000-) Fluid, Hyd Oil, Shp 15/40 1Gal	6
▲	55740	(000000-) Filter Element Ph	1
▽	69942	(000000-) Performance Pkg 400Hr LPG 355L	1
▲	39046	(000000-) Spark Plug	4
▲	07705	(000000-) Gasket	1
▲	58120	(000000-) Element, Air Filter	1
▲	19205	(000000-) Filter, Eng Oil, Spin-On	4 ¹
▲	65869-1	(000000-) Fluid, Hyd Oil, Shp 15/40 1Gal	6
▲	55740	(000000-) Filter Element Ph	1
▲	79425	(000000-) Seal, Bulb 140.0 Lg	1
▽	398335	(000000-) Kit, Maintenance, 800Hr	1
▲	57803	(000000-) Circuitbreaker, 15.0a, Resetable	2
▲	79399	(000000-) Switch	1
▲	59687	(000000-) Seal	2
▲	59685	(000000-) Seal	1
▲	379751	(000000-) Skirt	1
▲	379750	(000000-) Skirt	1
▲	54190	(000000-) Skirt, Deflector	1
▲	59680	(000000-) Skirt, Lip	1
▲	59681	(000000-) Skirt, Lip	1
▲	379705	(000000-) Skirt, Lip	1
▲	379706	(000000-) Skirt, Lip	1
▲	54089	(000000-) Skirt	2
▲	58103	(000000-) Seal, Door, Dump, Hppr, Rear	1
▲	59105	(000000-) Seal, Door, Dump, Hppr, Rear	1
▲	55884	(000000-) Retainer, Seal, Hppr, .12 X 1.8 X 40.3l	1
▲	379629	(000000-) Kit, Fltr, Fine Particle	1
▲	32126	(000000-) Stud, Wheel, .50-20 X 1.50	1
▲	24339	(000000-) Nut, Wheel, .50-20 X 60 Angle	1
▲	87866	(000000-) Key, Switch, Set Of Two	1
▲	61490	(000000-) Kit, Replmt, Seal	1
▲	59335	(000000-) Kit, Seal, Hyd	1
▲	04483	(000000-) Kit, Seal, Hyd	1
▲	79812	(000000-) Kit, Seal, Hyd, Valve	1
▽	72067	(000000-) Maint Kit, Skirts 355L	1
▲	59687	(000000-) Seal, Door, Dump, Side	2
▲	59688	(000000-) Strap, Door, Dump, Side	2
▲	09007	(000000-) Scr Hexssm 6X1.0 25	8
▲	01684	(000000-) Washer Flt .25 Ss	16
▲	08712	(000000-) Nut-Hxlocnyln M 6X1.0 Reg Ss	8
▲	55864	(000000-) Cord, Sponge	1
▲	59685	(000000-) Seal, Door, Dump	1
▲	59686	(000000-) Strap, Door, Dump	1

Fig. 1 - General Recommended Maintenance Items

Ref.	Tennant Part No.	Machine Serial Number	Description	Qty.
▲	09007	(000000-) Scr Hexssm 6X1.0 25	6
▲	01684	(000000-) Washer Flt .25 Ss	12
▲	08712	(000000-) Nut-Hxlocnyln M 6X1.0 Reg Ss	6
▽	72068	(000000-) Maint Kit, Seals 355L	1
▲	59680	(000000-) Skirt, Lip	1
▲	59681	(000000-) Skirt, Lip	1
▲	55890	(000000-) Strap, Main Lip	1
▲	09010	(000000-) Scr Hexssm 8X1.25 25	5
▲	01685	(000000-) Washer Flt .31 Ss	5
▲	08713	(000000-) Nut-Hxlocnyln M 8X1.25 Reg Ss	5
▲	54089	(000000-) Skirt, Side, Sbdc, Lh	1
▲	54013	(000000-) Plate, Retainer, Lh	1
▲	54014	(000000-) Plate, Retainer, Front, Lh	1
▲	12459	(000000-) Scr-Hxfmgm 6X1.0 20 Pltd	6
▲	01684	(000000-) Washer Flt .25 Ss	6

Fig. 2 - Replacement Brushes

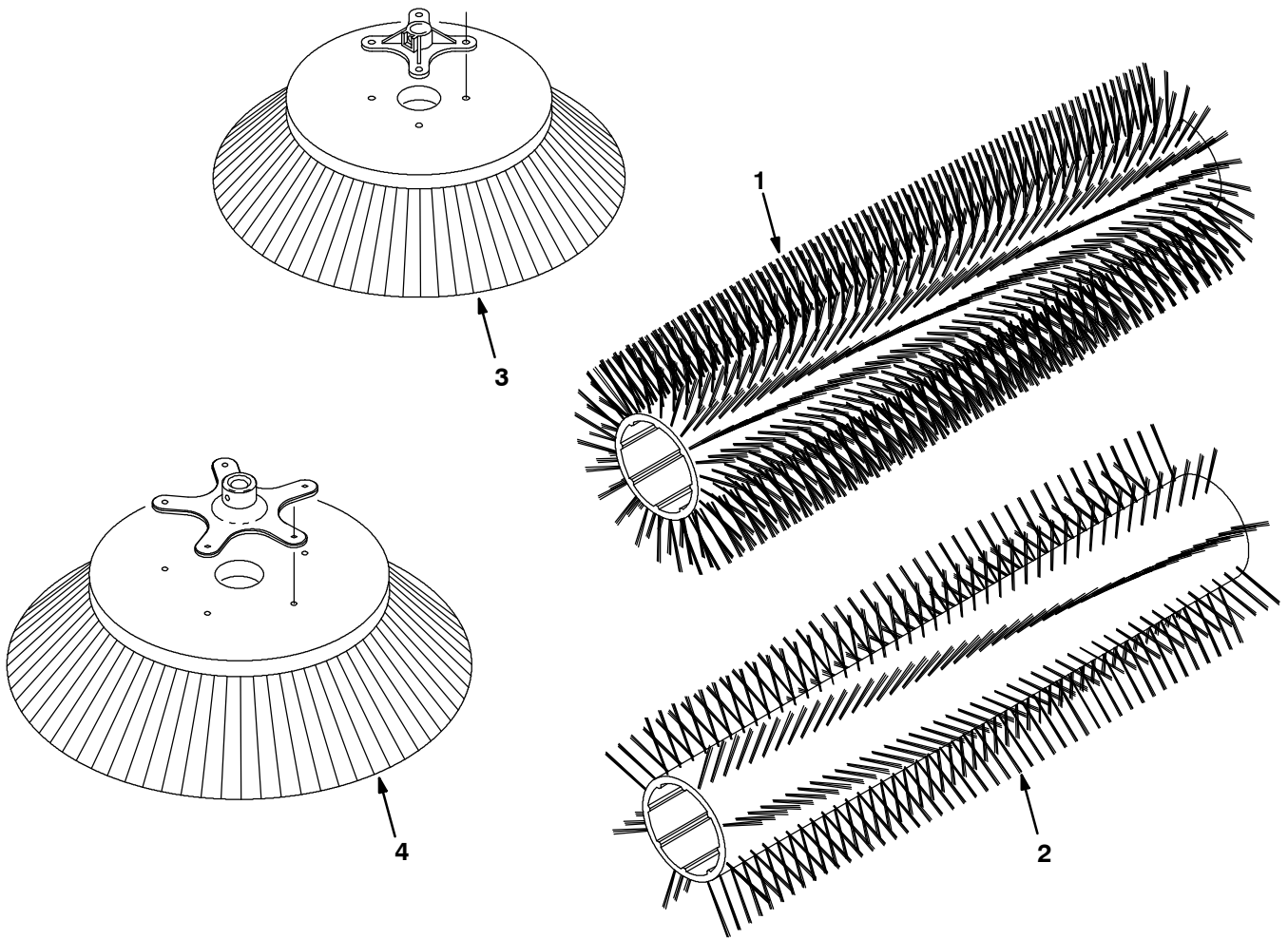


Fig. 2 - Replacement Brushes

Ref.	Tennant Part No.	Machine Serial Number	Description	Qty.
1	54927	(000000-) Brush-Sweep Spl-45Lg-24 Single Row-Fiber and Wire	1
1	54922	(000000-) Brush-Sweep Spl-45Lg-24 Single Row-Nylon	1
2	54923	(000000-) Brush-Sweep Spl-45Lg-8 Double Row-Nylon	1
2	54925	(000000-) Brush-Sweep Spl-45Lg-8 Double Row-Poly and Wire	1
2	59440	(000000-) Brush-Sweep Spl-45Lg-8 Double Row-Wire	1
2	66019	(000000-) Brush-Sweep Spl-45Lg-8 Double Row-Poly	1
2	66018	(000000-) Brush-Sweep Spl-45Lg-5 Double Row-Nylon	1
2	370008	(000000-) Brush-Sweep Spl-45Lg-Wedg Poly	1
3	59431	(000000-) Brush-Side Swp -23 Dia-Poly (Aux. Side Brush)	1
3	59432	(000000-) Brush-Side Swp -23 Dia-Flatwire (Aux. Side Brush)	1
3	08013N	(000000-) Brush-Side Swp -23 Dia-Nylon (Aux. Side Brush)	1
4	51021N	(000000-) Brush-Side Swp -26 Dia-Nylon	1
4	51542	(000000-) Brush-Side Swp -26 Dia-Flatwire	1
4	70538	(000000-) Brush-Side Swp -26 Dia-Poly	1

Fig. 3 - Main Frame Group

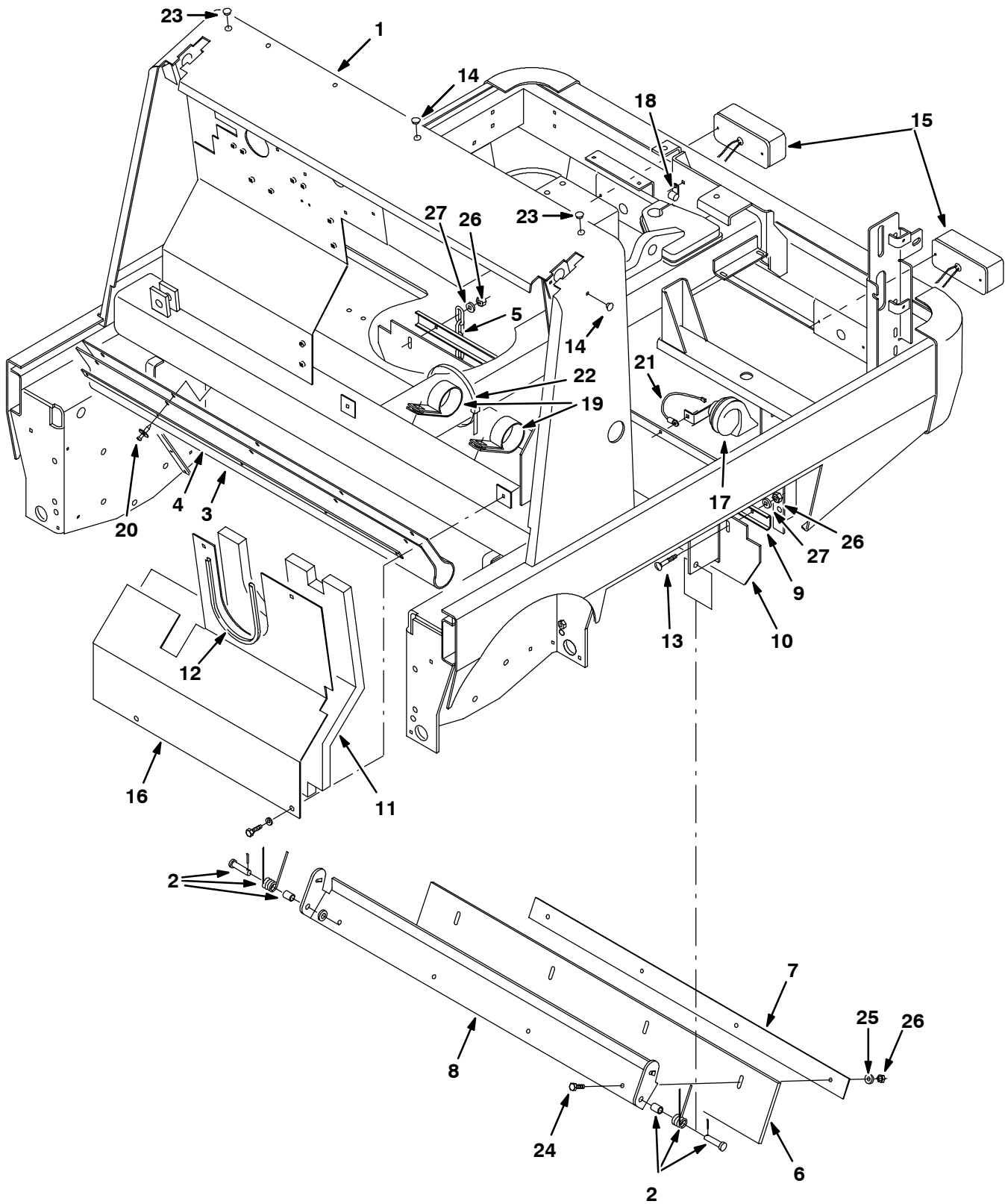
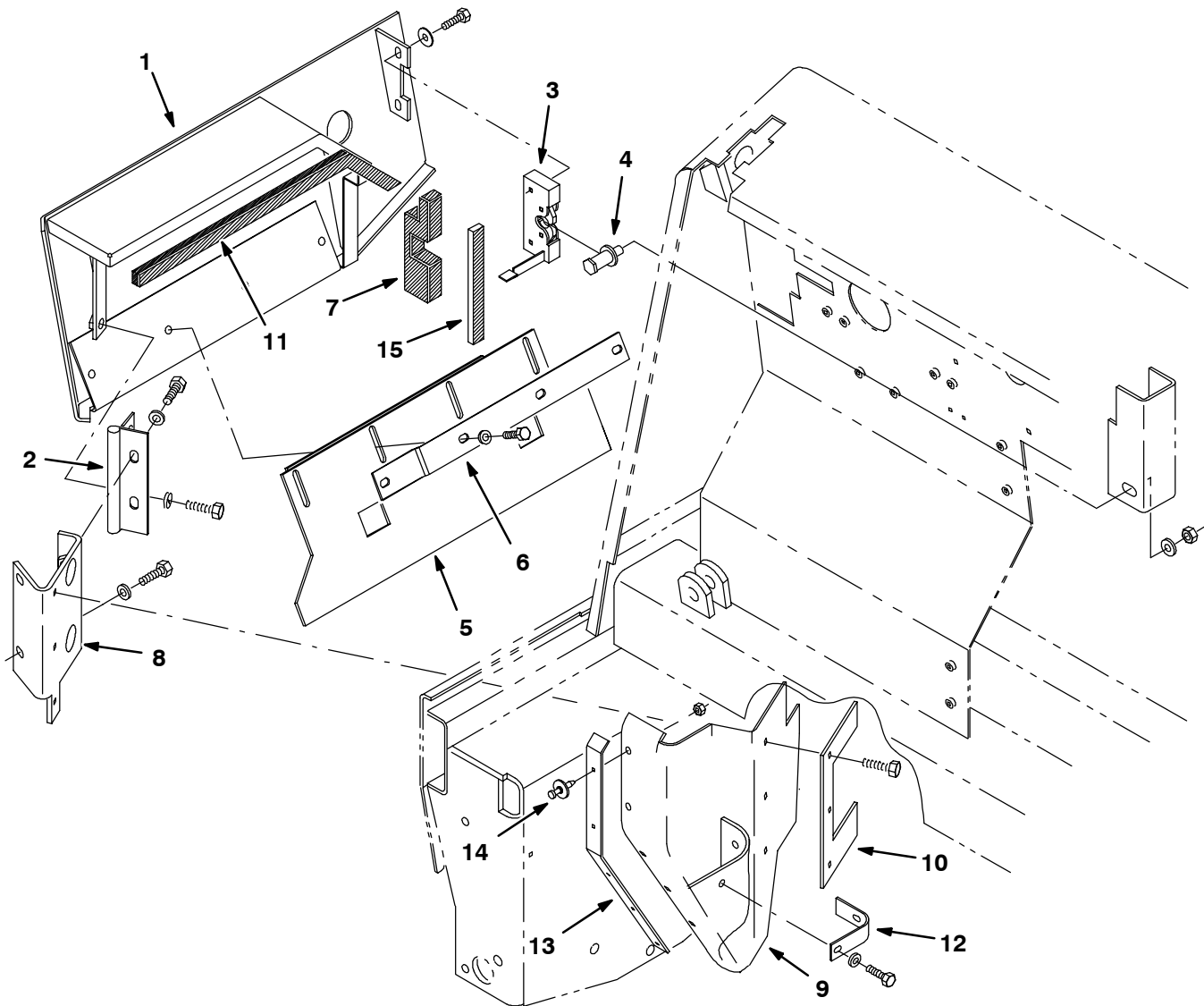


Fig. 3 - Main Frame Group

Ref.	Tennant Part No.	Machine Serial Number	Description	Qty.	
1	379574	(000000-) Frame Wldt, Main	1	
2	69904	(000000-) Spring Assy, Recirculation	1	
3	379752	(000000-) Skirt, Hopper, Top	1	
4	56890	(000000-) Strap, Backing, Hopper	1	
5	09342	(000000-) Chain, Link#2/0, 5Links Plain	1	
6	54190	(000000-) Blade, Deflector	1	
6	374517	(000000-) Skirt, Recirculation, Turf (Option)	1	
7	54184	(000000-) Strip, Retainer, Seal	1	
8	54182	(000000-) Bracket, Flap, Recirculation	1	
9	54192	(000000-) Channel, Retainer, Seal, Rear	1	
10	54197	(000000-) Skirt, Seal, M Br	1	
11	53491	(000000-) Insulation, Acoustic, Firewall	1	
12	62595-21	(000000-) Molding, Trim 11-14Ga 25.62	1	
13	69915	(000000-) Bolt-Carrm 8X1.25 40 4.6 Pltd	4	
14	01314	(000000-) Plugbtn .38H .03-.12 Blacknyl	3	
▽	15	59949	(000000-) Taillight Assy	2
▲	45780	(000000-) Bulb, 12V .5A 4CP#1157	1	
16	72152	(000000-) Panel, Engine	1	
17	21642	(000000-) Horn, 12V	1	
18	67767	(000000-) Clamp - Cable, .69 Dia .62 Wth	3	
19	53468	(000000-) Clamp, Hose	3	
20	21246	(000000-) Rivet, Plastic .325x.787	5	
21	70284	(000000-) Wire Assy, Horn Ground, 16 Ga x 6	1	
22	222809	(000000-) Cable, 9" Bundle Dia	3	
23	57167	(000000-) Plugbtn .62H .03-.12 Blacknyl	2	
24	09011	(000000-) Screw, Hex, M08-1.25 X 30, Ss	4	
25	01684	(000000-) Washer, Flat, .25 Ss	4	
26	08713	(000000-) Nut, Hex, Lock, M08-1.25,NI,Ss	8	
27	01685	(000000-) Washer, Flat, .31 Ss	4	

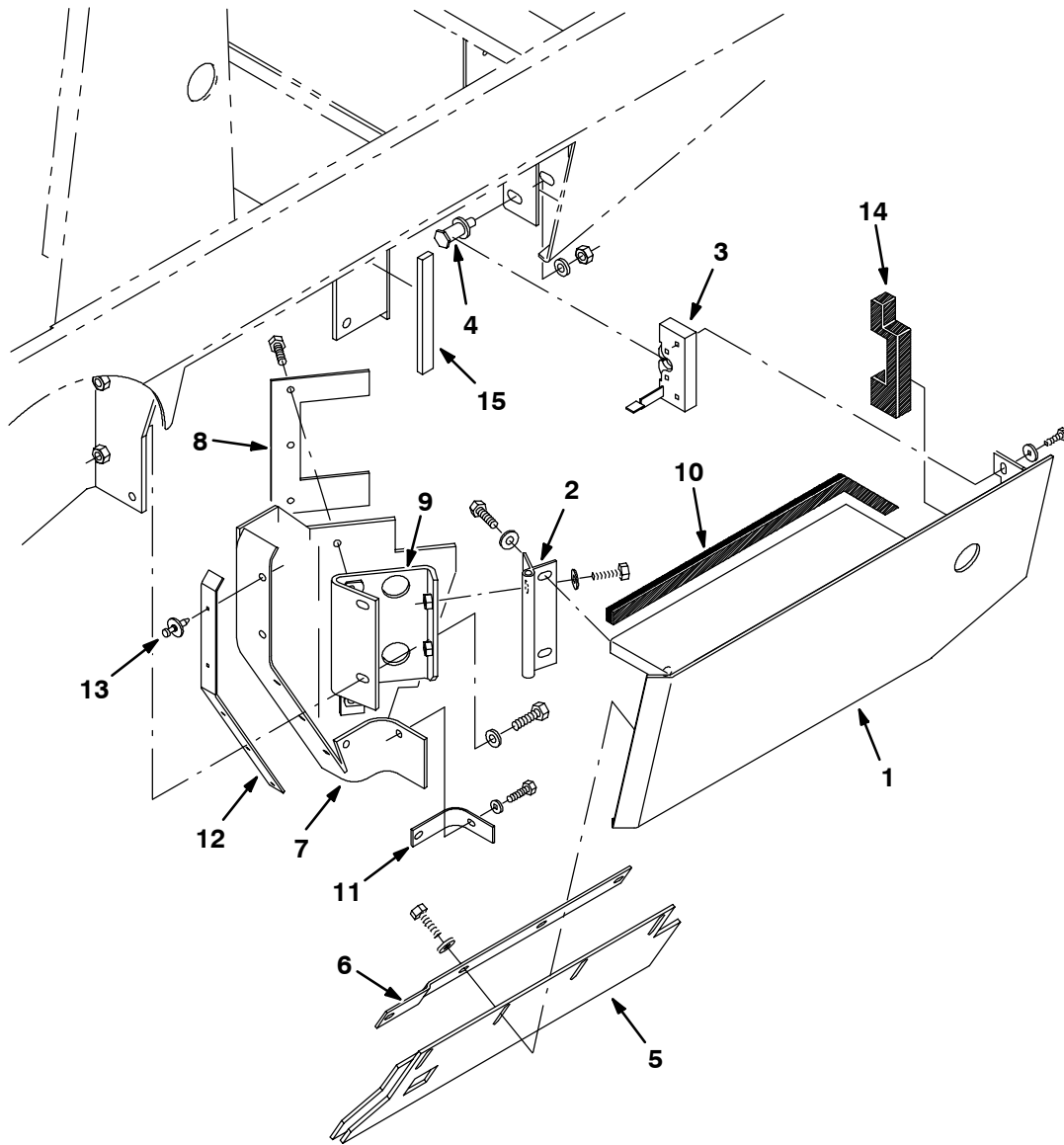
Fig. 4 - Right Brush Door Group



351713 - ALL

Ref.	Tennant Part No.	Machine Serial Number	Description	Qty.
1	59761	(000000-)	Door Wldt, Brush, Rh	1
2	72120	(000000-)	Hinge, Door, Brush	1
3	59195	(000000-)	Latch, Hook, Rh	1
4	59192	(000000-)	Latch, Bolt	1
5	379751	(000000-)	Skirt Assy, Brush Door, Rh	1
6	379756	(000000-)	Strip, Retainer, Skirt	1
7	59537	(000000-)	Seal, Door, Brush, Rh	1
8	72118	(000000-)	Bracket, Mtg, Hinge, Rh	1
9	379755	(000000-)	Skirt, Deflector	1
10	59692	(000000-)	Strap, Deflector	1
11	69931	(000000-)	Seal, Foam Rbr	1
12	58770	(000000-)	Strip, Retainer	1
13	56914	(000000-)	Strap	1
14	72968	(000000-)	Rivet, Plastic .250x.898	5
15	13301	(000000-)	Seal, Rbr, .31 x .75 x 7.0	1

Fig. 5 - Left Brush Door Group



351715 - ALL

Ref.	Tennant Part No.	Machine Serial Number	Description	Qty.
1	59760	(000000-)	Door Wldt, Brush, Lh	1
2	72120	(000000-)	Hinge, Door, Brush	1
3	59194	(000000-)	Latch, Hook, Lh	1
4	59192	(000000-)	Latch, Bolt	1
5	379750	(000000-)	Skirt Assy, Brush Door, Lh	1
6	379756	(000000-)	Strip, Retainer, Skirt	1
7	379755	(000000-)	Skirt, Deflector	1
8	59692	(000000-)	Strap, Deflector	1
9	72119	(000000-)	Bracket, Mtg, Hinge, Lh	1
10	69931	(000000-)	Seal, Foam Rbr	1
11	58770	(000000-)	Strip, Retainer	1
12	56914	(000000-)	Strap	1
13	72968	(000000-)	Rivet, Plastic .250x.898	5
14	59538	(000000-)	Seal, Door, Brush, Lh	1
15	13301	(000000-)	Seal, Rbr, .31 x .75 x 7.0	1

Fig. 6 - Seat and Shroud Group

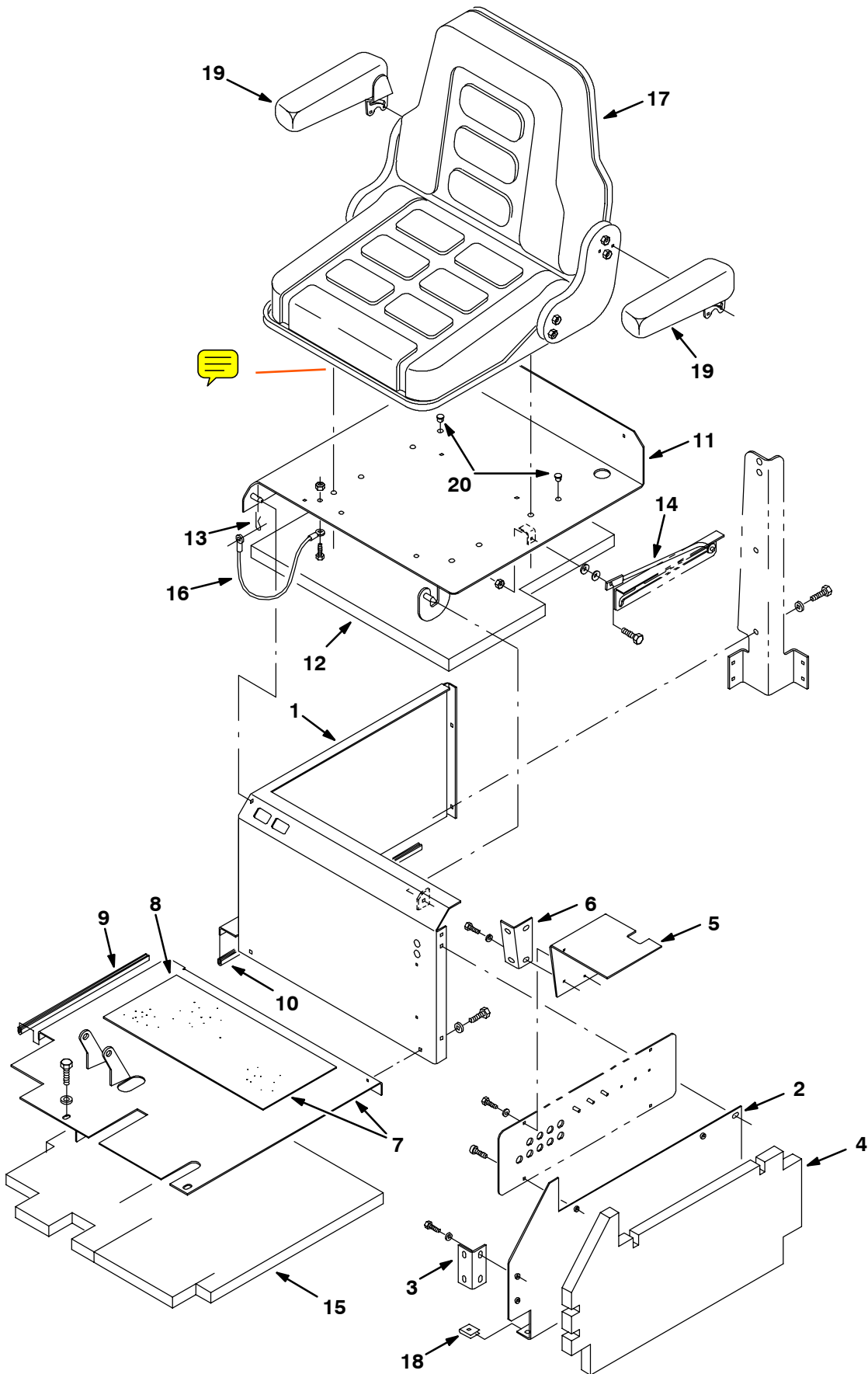


Fig. 6 - Seat and Shroud Group

Ref.	Tennant Part No.	Machine Serial Number	Description	Qty.
1	58297	(000000-) Panel Wldt, Sppt, Seat	1
2	54030	(000000-) Panel, Inside	1
3	59771	(000000-) Bracket	1
4	53494	(000000-) Insulation, Acoustic, Panel	1
5	383227	(000000-) Panel, Filler, Upper	1
6	59766	(000000-) Bracket, Inside	1
▽	7	72138	(000000-) Plate, Floor w/tread	1
▲	8	16369	(000000-) Pad, Tread	1
9	62595-22	(000000-) Molding, Trim 11-14Ga 14.20	1
10	62595-23	(000000-) Molding, Trim 11-14Ga 22.80	1
11	53839	(000000-) Cover Wldt, Sppt, Seat	1
12	59822	(000000-) Insulation, Acoustic, Seat	1
13	44906	(000000-) Pin,Hair Cotter #Lhcot-2,Leitk	1
14	54615	(000000-) Rod Wldt, Seat	1
15	53492	(000000-) Insulation, Acoustic, Plate	1
16	57702	(000000-) Cable	1
17	53845	(000000-) Seat, Grammer Gs-12	1
18	58595	(000000-) Nut, U M 8X1.25 Pltd	1
19	34252	(000000-) Armrest Assy,Lh& Rh	1
20	33807	(000000-) Plugbtn .44H	2

Fig. 7 - Right Grille Group

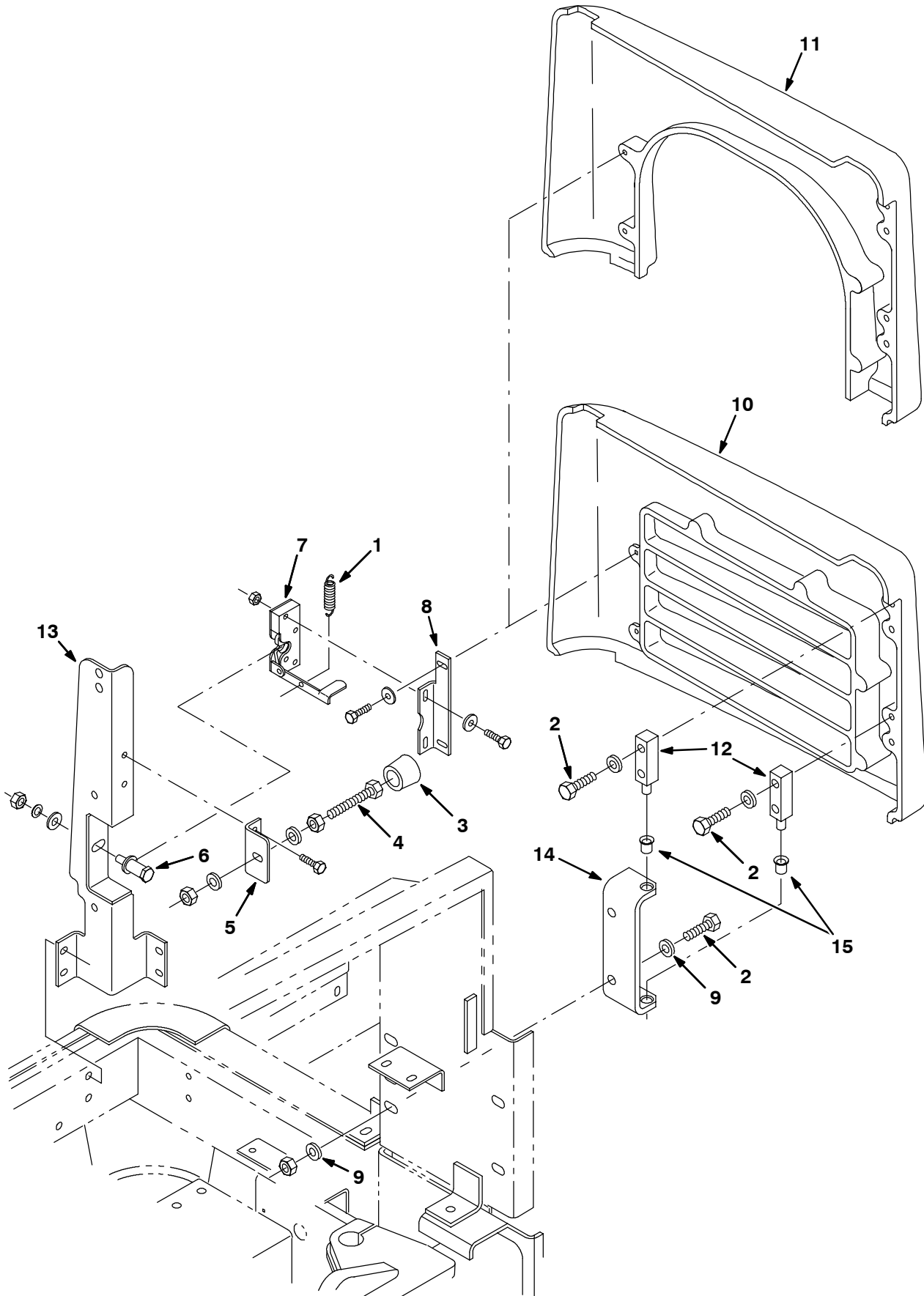


Fig. 7 - Right Grille Group

Ref.	Tennant Part No.	Machine Serial Number	Description	Qty.
1	59870	(000000-) Sprng, Tens, 0.50 Odx.05 Wire 2.5L	1
2	69972	(000000-) Src-Hex M12x1.75 40 10.9Pltd	6
3	01318	(000000-) Tip, Rubber	1
4	45214	(000000-) Scr-Hex .38-16x2.50 Full Thd	1
5	70249	(000000-) Bracket, Stop Bolt, Rear Grill	1
6	59192	(000000-) Latch, Bolt	1
7	72473	(000000-) Latch, Hook, RH	1
8	74456	(000000-) Bracket, Mtg. Latch	1
9	36328	(000000-) Washer-Belleville .50 Pltd	4
10	379564	(000000-) Grille, Right, (Gasoline)	1
11	379871	(000000-) Grille, Right, (LPG)	1
12	72176	(000000-) Pin, Pivot, Upper	2
13	70256	(000000-) Channel Wldt, Corner Post	1
14	72179	(000000-) Bracket, Grille	1
15	15648	(000000-) Bearing, Flange	2

Fig. 8 - Left Grille and Hydraulic Cooler Group

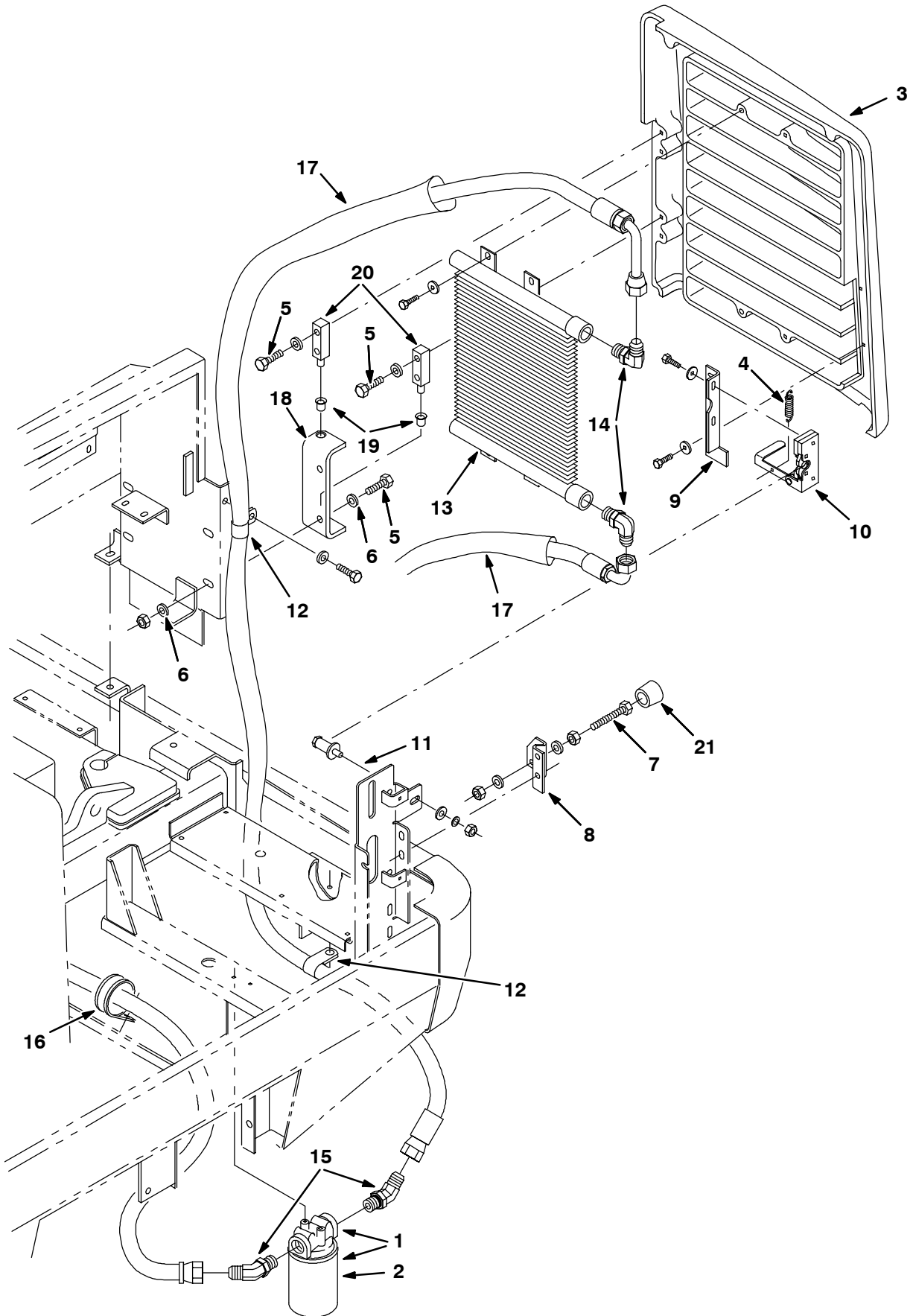


Fig. 8 - Left Grille and Hydraulic Cooler Group

	Ref.	Tennant Part No.	Machine Serial Number	Description	Qty.
▽	1	55619	(000000-) Filter Assy, Spin-On 10Micron	1
▲	2	55740	(000000-) Filter Element Ph	1
	3	379565	(000000-) Grille, Left	1
	4	59870	(000000-) Sprng, Tens, 0.50 Odx.05 Wire 2.5L	1
	5	69972	(000000-) Scr-Hex M12x1.75 40 10.9Pltd	6
	6	36328	(000000-) Washer-Belleville .50 Pltd	4
	7	55347	(000000-) Scr-Hex .38-16x2.00 Full Thd	1
	8	70248	(000000-) Bracket, Rear Grill Stop Bolt	1
	9	70252	(000000-) Bracket, Mtg, Latch	1
	10	59695	(000000-) Latch, Hook, Lh	1
	11	59192	(000000-) Latch, Bolt	1
	12	53466	(000000-) Clamp, Hose	2
	13	13698	(000000-) Cooler, Hyd 365	1
	14	46481	(000000-) Ftg-Hyd E90 Jm12/Om12	2
	15	16081	(000000-) Ftg-Hyd E45 Jm12/Om12	2
	16	41016	(000000-) Clamp-Cable, 2.25Dia 1.00Wth	1
	17	87676	(000000-) Sleeve-Nyln #24 30.0L	2
	18	72179	(000000-) Bracket, Grille	1
	19	15648	(000000-) Bearing, Flange, 0.50 Bore	2
	20	72176	(000000-) Pin, Pivot, Upper	2
	21	01318	(000000-) Tip, Rubber	1

Fig. 9 - Engine Cover Group

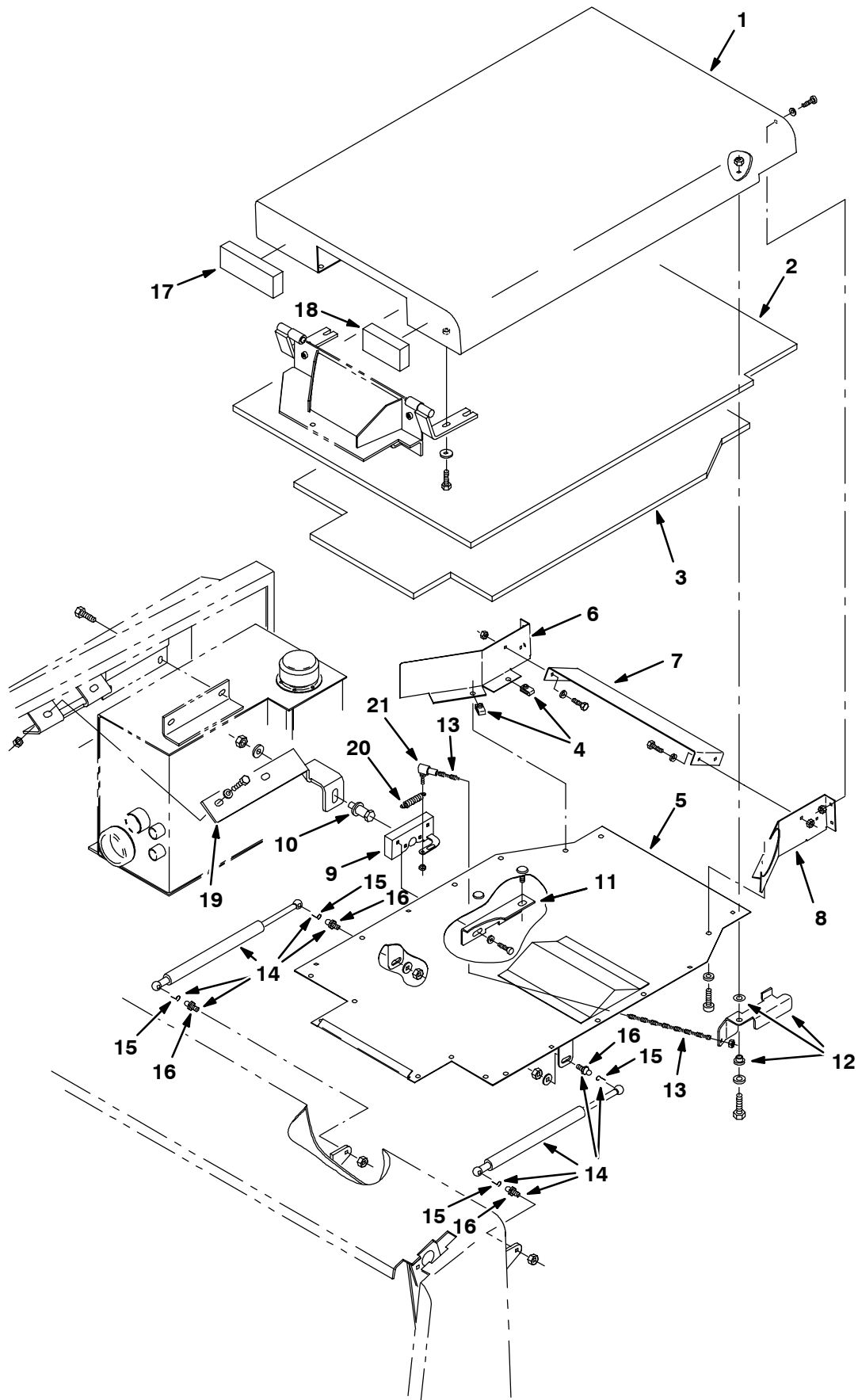


Fig. 9 - Engine Cover Group

Ref.	Tenant Part No.	Machine Serial Number	Description	Qty.	
1	58977	(000000-) Cover Wldt, Engine	1	
2	59019	(000000-) Foam, Engine Cover	1	
3	58999	(000000-) Foam, Engine Cover, Bottom	1	
4	12271	(000000-) Nut, U M 6X1.0 Pltd	20	
5	374523	(000000-) Plate Wldt, Cover, Bottom	1	
6	69952	(000000-) Plate, Deflector, Engine Cover	1	
7	58849	(000000-) Bracket, Deflector, Eng Cover	1	
8	69951	(000000-) Plate, Deflector, Eng Cover	1	
9	59514	(000000-) Latch	1	
10	59192	(000000-) Latch, Bolt	1	
11	70142	(000000-) Bracket, Latch, Bolt, Eng Cover	1	
12	69907	(000000-) Handle Assy, Latch, Eng Cover	1	
13	55048	(000000-) Rod, Latch, Engine Cover	1	
▽	14	69906	(000000-) Spring-Gas Assy, Eng Cover	2
▲	15	64595	(000000-) Clip, Spring	2
▲	16	58494	(000000-) Stud, Ball	2
	17	69986	(000000-) Insulation, Acoustic, Engine Cover	1
	18	69987	(000000-) Insulation, Acoustic, Engine Cover	1
	19	70136	(000000-) Bracket, Latch	1
	20	53091	(000000-) Sprng,Tens,0.50Odx.05Wire 1.0L	1
	21	14601	(000000-) Balljoint .250-28	1

Fig. 10 - Engine Side Door Group

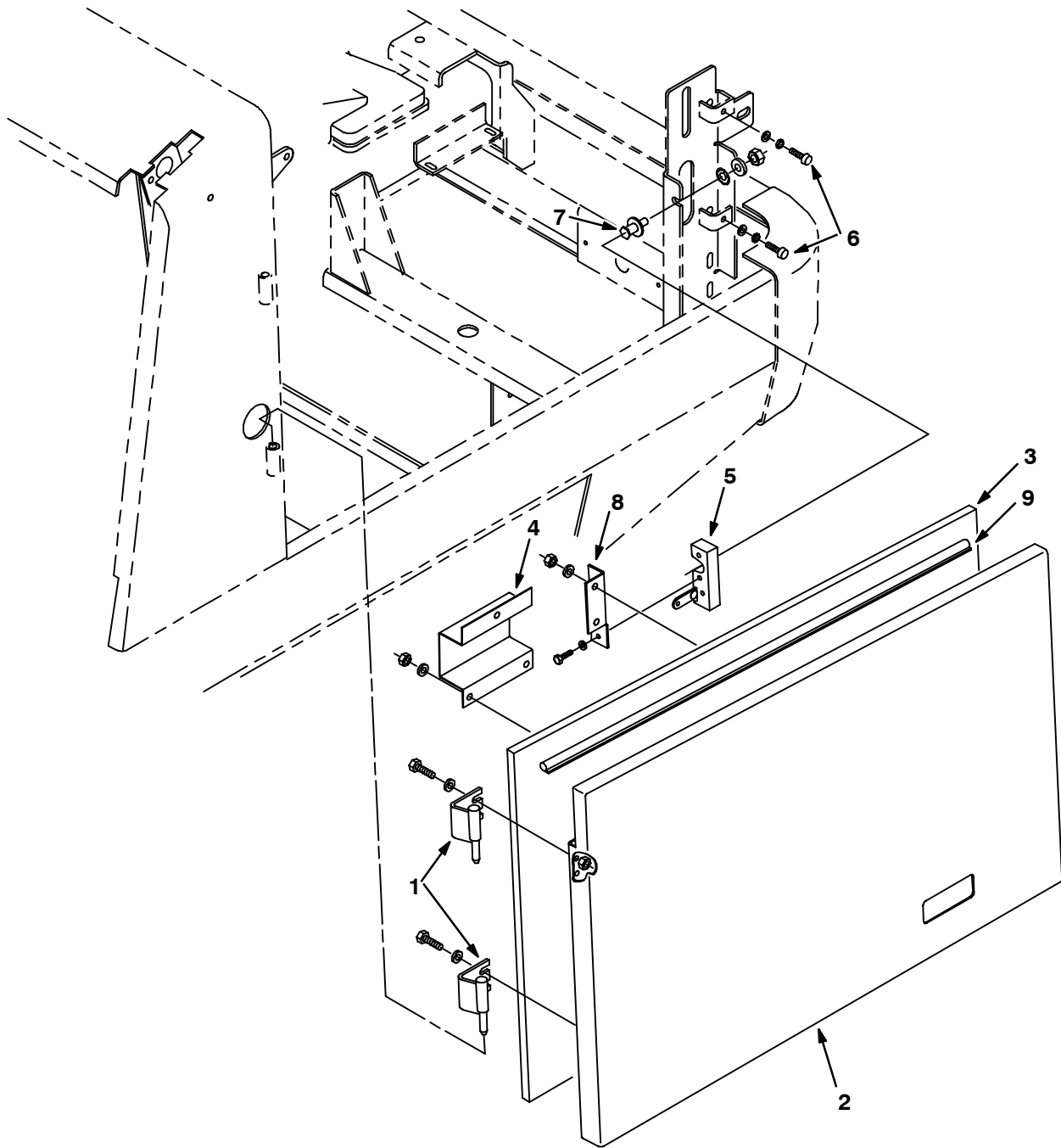


Fig. 10 - Engine Side Door Group

Ref.	Tennant Part No.	Machine Serial Number	Description	Qty.
1	59377	(000000-) Hinge Wldt, Door, Engine	2
2	59830	(000000-) Door Wldt	1
3	59018	(000000-) Foam, Door, Engine, Side	1
4	59829	(000000-) Bracket, Door	1
5	59661	(000000-) Latch	1
6	75128	(000000-) Spindle, Adjustment	2
7	72154	(000000-) Bolt, Latch	1
8	59828	(000000-) Bracket, Latch, Door	1
9	59647	(000000-) Seal, Rubber	1

Fig. 11 - Overhead Guard Group

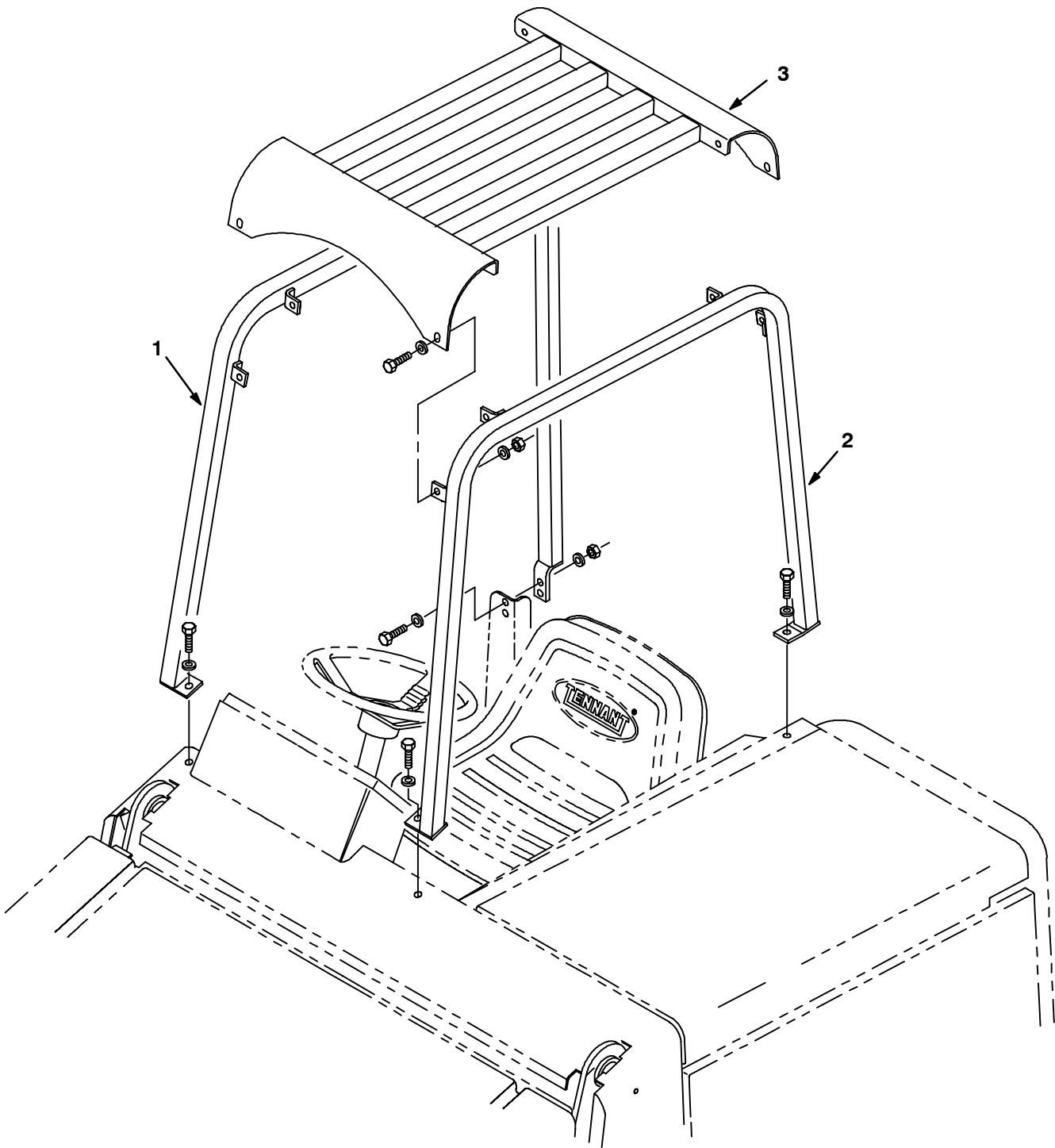


Fig. 11 - Overhead Guard Group

	Ref.	Tennant Part No.	Machine Serial Number	Description	Qty.
▽		56595	(000000-) Guard Kit, 355L	1
▲	1	59665	(000000-) Tube Wldt, Leg, Ohg,Rh,Painted	1
▲	2	59666	(000000-) Tube Wldt, Leg,Ohg,Lh,Painted	1
▲	3	391850	(000000-) Guard Wldt, Ohg, Top	1

Fig. 12 - Steering and Firewall Group

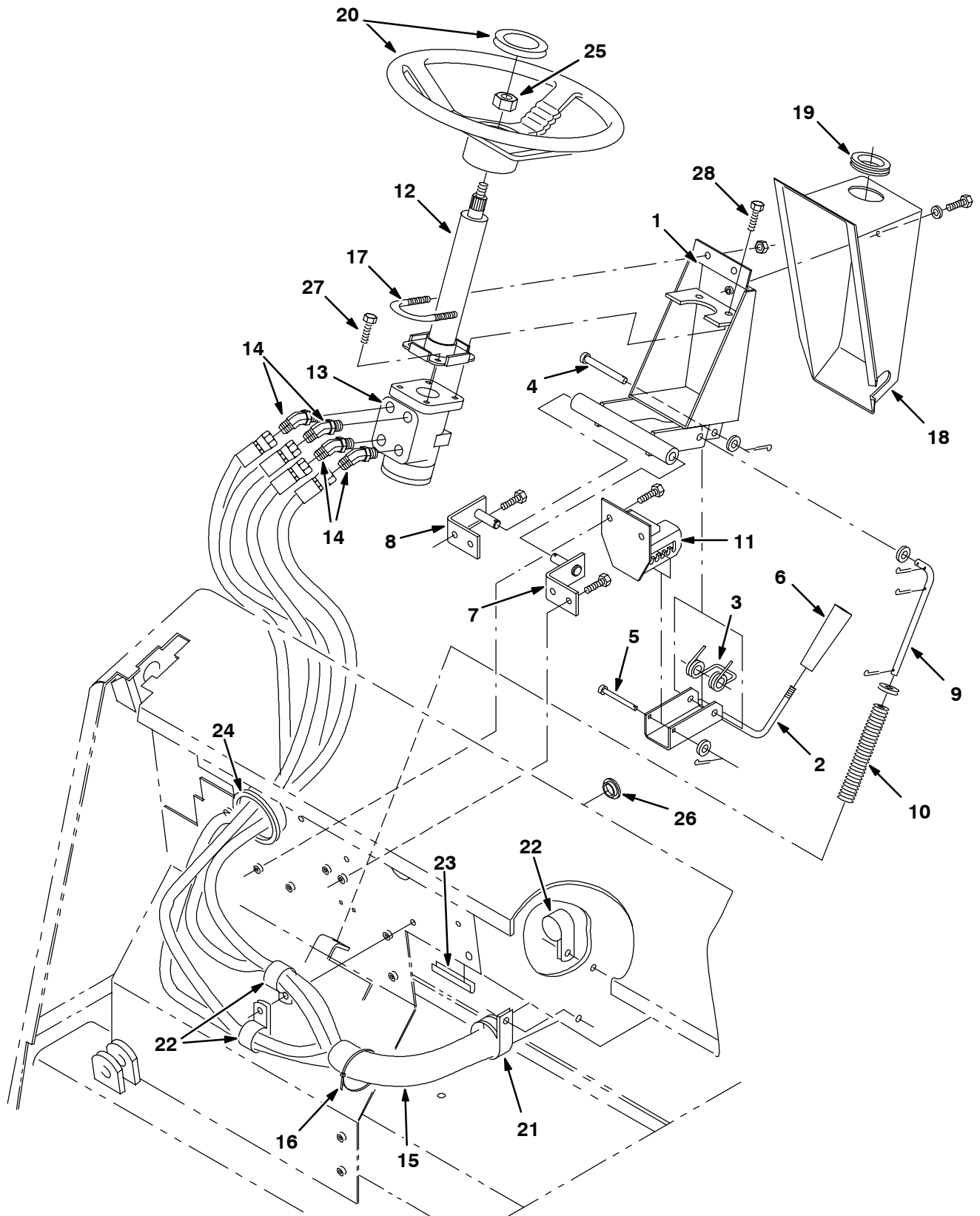


Fig. 12 - Steering and Firewall Group

Ref.	Tennant Part No.	Machine Serial Number	Description	Qty.	
1	56373	(000000-) Bracket Wldt, Valve	1	
2	56379	(000000-) Lever Wldt, Tilt	1	
3	56198	(000000-) Spring, Torsion	1	
4	23191	(000000-) Pin,Clevis,0.37 Dia.X 3.00 Lg	1	
5	04733-10	(000000-) Pin,Clevis,0.25 Dia.X 2.44 Lg	1	
6	59940	(000000-) Knob, Tapered M8	1	
7	58665	(000000-) Bracket Wldt, Mtg, Steering,Lh	1	
8	58667	(000000-) Bracket Wldt, Mtg, Steering,Rh	1	
9	56392	(000000-) Rod, Spring	1	
10	63852	(000000-) Sprng,Comp,0.74ldx.11Wire 5.5L	1	
11	56385	(000000-) Bracket Wldt, Notched	1	
▽	12	57935	(000000-) Column, Steering	1
▲		74142	(000000-) Cap, Tube	1
13	74172	(000000-) Steer Control, Hyd (See Breakdowns)	1	
14	47522	(000000-) Ftg-Hyd E45 Jm06/Om06	4	
15	34330	(000000-) Sleeve-Nyln #38 30.0L	1	
16	49263	(000000-) Tie, Cable 3.00D Max 11.41Lg	6	
17	58748	(000000-) U - Bolt	1	
18	56362	(000000-) Cover, Steering	1	
19	54345	(000000-) Grommet,Rbr,1.62ld,For .13Matl	1	
20	56398	(000000-) Wheel, Steering, 14 Dia X 36T	1	
21	41016	(000000-) Clamp-Cable, 2.25Dia 1.00Wth	1	
22	53466	(000000-) Clamp, Hose	3	
23	62595-3	(000000-) Molding, Trim 11-14Ga 5.75	1	
24	62595-4	(000000-) Molding, Trim 11-14Ga 10.00	1	
25	56185	(000000-) Nut-Hx Jam M20x1.5 4 Pltd	1	
26	55035	(000000-) Plug, Plastic 1.00 D	1	
27	02994	(000000-) Scr Hex Ss .38-16 x0.75	2	
28	02995	(000000-) Scr Hex Ss .38-16 x1.25	2	

Fig. 13 - Instrument Panel Assembly

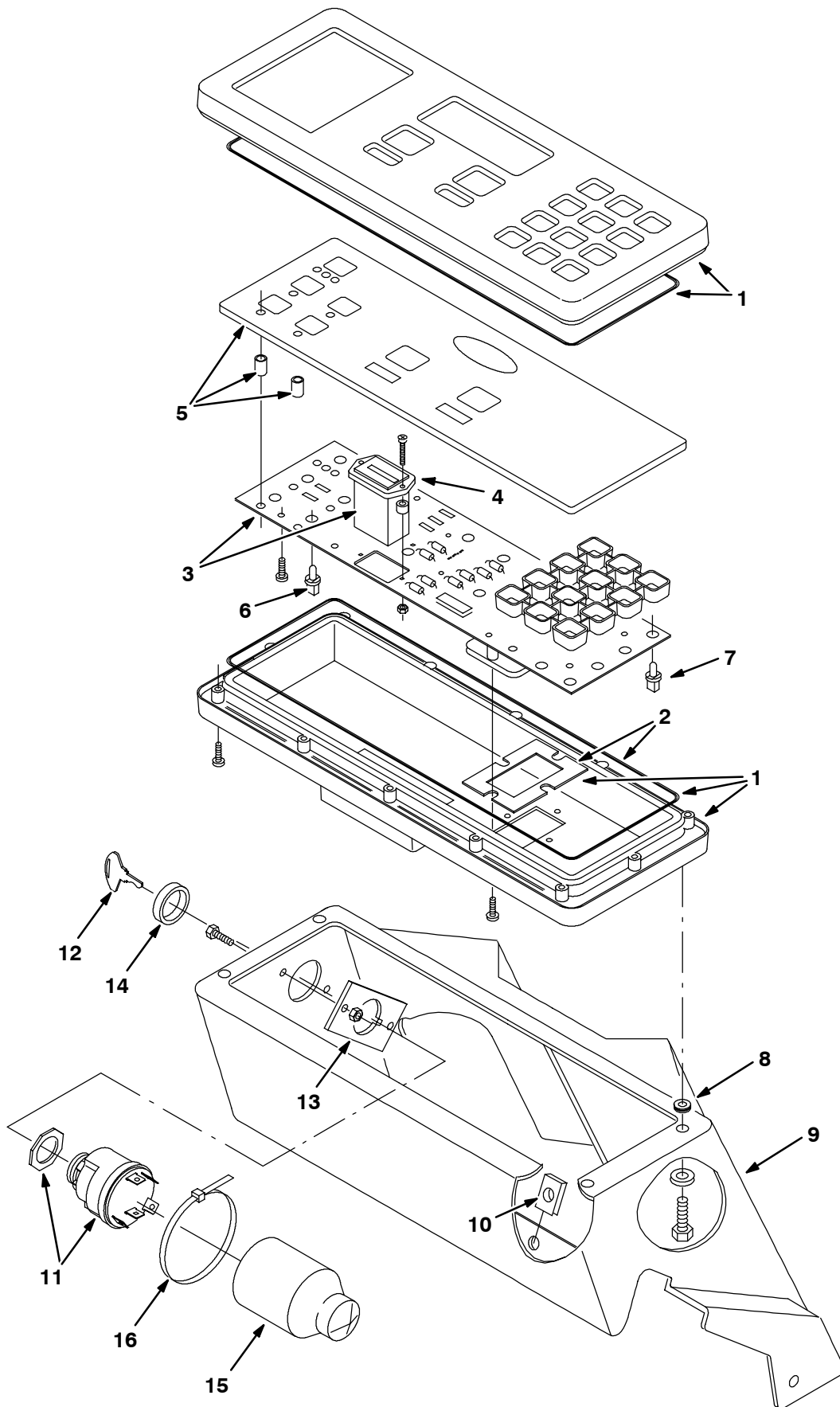
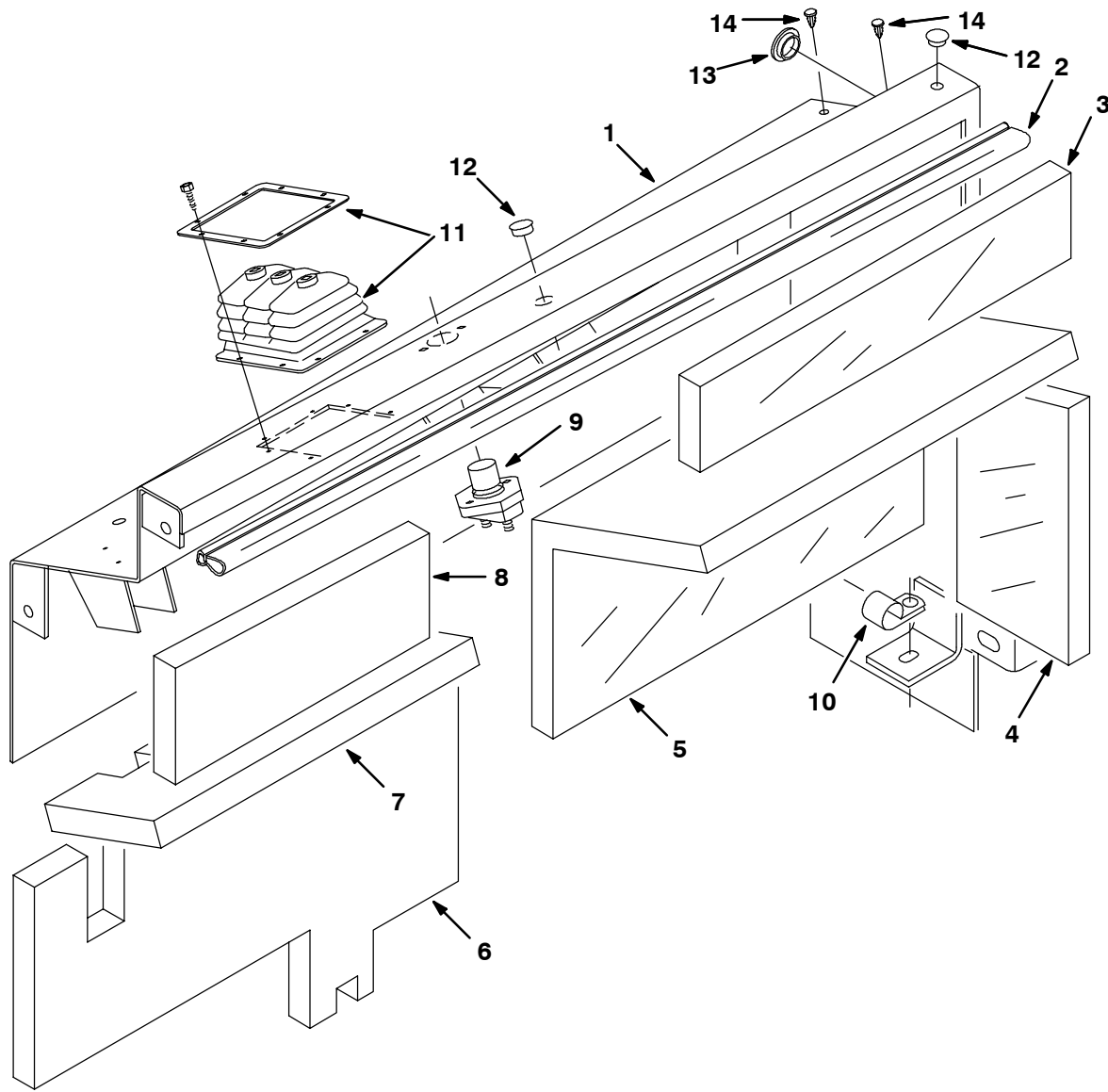


Fig. 13 - Instrument Panel Assembly

Ref.	Tennant Part No.	Machine Serial Number	Description	Qty.
▽	379659	(000000-) Replm Kit, Instr Panel	1
▲	1 59976	(000000-) Replm Kit, Case	1
▲	2 59977	(000000-) Replm Kit, Seal	1
▲▽	3 379658	(000000-) Replm Kit, Cir Board	1
▲▲	4 59978	(000000-) Replm Kit, Hourmeter	1
▲	5 59979	(000000-) Replm Kit, Touch Panel	1
▲	6 59971	(000000-) Replm Kit, Lamp, Backlighting (8)	2
▲	7 56346	(000000-	(Replm Kit, Lamp, Fault (8)	1
	8 10632-5	(000000-) Grommet,Rbr,0.25ld,For .09Matl	4
	9 54342	(000000-) Panel Assy, Instr	1
	10 12271	(000000-) Nut, U M 6X1.0 Pltd	2
▽	11 87536	(000000-) Switch Ignition	1
▲	12 87866	(000000-) Key Set,Switch Ku	1
	13 19768	(000000-) Plate, Reinforcement-Ignition	1
	14 382516	(000000-) Boot, Switch	1
	15 383165	(000000-) Boot, Switch, Ignition	1
	16 49263	(000000-) Tie, Cable, Nyl, 11.4l .19w 3.0 Max D	1

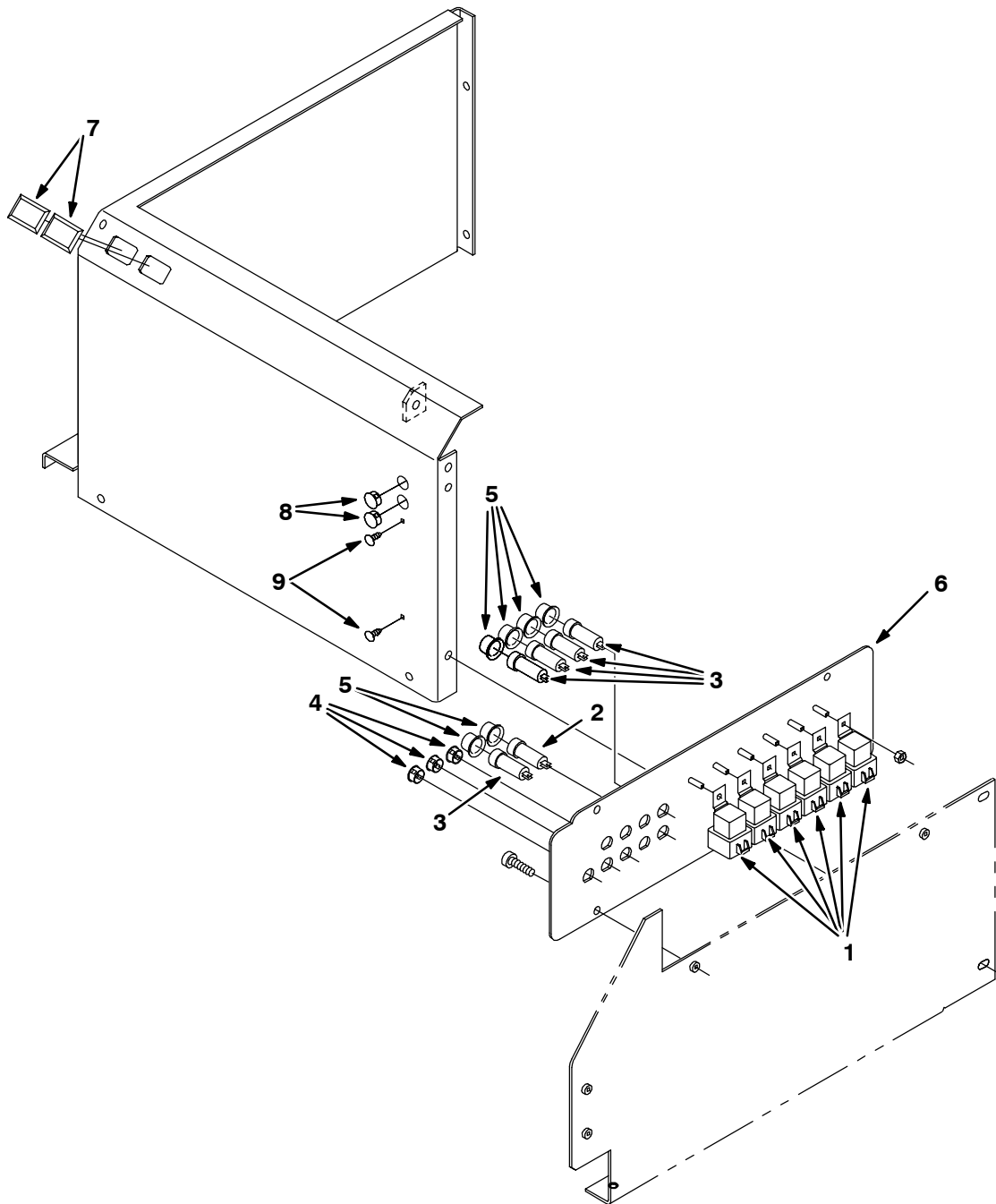
Fig. 14 - Side Instrument Panel Group



07510 - 6550, IC

Ref.	Tennant Part No.	Machine Serial Number	Description	Qty.
1	59824	(000000-)	Panel Assy, Instrument w/label	1
2	59647	(000000-)	Seal, Rubber	1
3	59623	(000000-)	Insulation, Acoustic	1
4	59622	(000000-)	Insulation, Acoustic	1
5	59621	(000000-)	Insulation, Acoustic	1
6	59628	(000000-)	Insulation, Acoustic	1
7	59636	(000000-)	Insulation, Acoustic	1
8	59629	(000000-)	Insulation, Acoustic	1
9	44078	(000000-)	Switch, Pushmom, Spst100A 12V	1
10	69234	(000000-)	Clamp-Cable, 1.00Dia. .62Wth	2
11	69909	(000000-)	Bellows Assy, Valve	1
12	01314	(000000-)	Plugbtn .38H .03-.12 Blacknyl (LPG only)	2
13	55035	(000000-)	Plug, Plastic, 1.00 D	1
14	77399	(000000-)	Clip, Pine-tree .236h Plastic	2

Fig. 15 - Circuit Breaker and Relay Group



07096 - 6550, IC

Ref.	Tenant Part No.	Machine Serial Number	Description	Qty.
1	56186	(000000-) Relay, Shrouded, 12 Vdc	6
2	87583	(000000-) Breaker-Circuit, 2.5 Resetbl	1
3	57803	(000000-) Breaker-Circuit, 15 Resetbl	5
4	57167	(000000-) Plugbtn .62H .03-.12 Blacknyl	3
5	57751	(000000-) Boot-Circuit Breaker	6
6	56188	(000000-) Plate, Circuit Breaker	1
7	57772	(000000-) Plate-Cover	2
8	56992	(008646-) Button, Plug, 0.5h .03-.12 [Black Nyl]	2
9	77399	(008646-) Clip, [Pine-Tree], .236h, Plstc	2

Fig. 16 - Engine Group

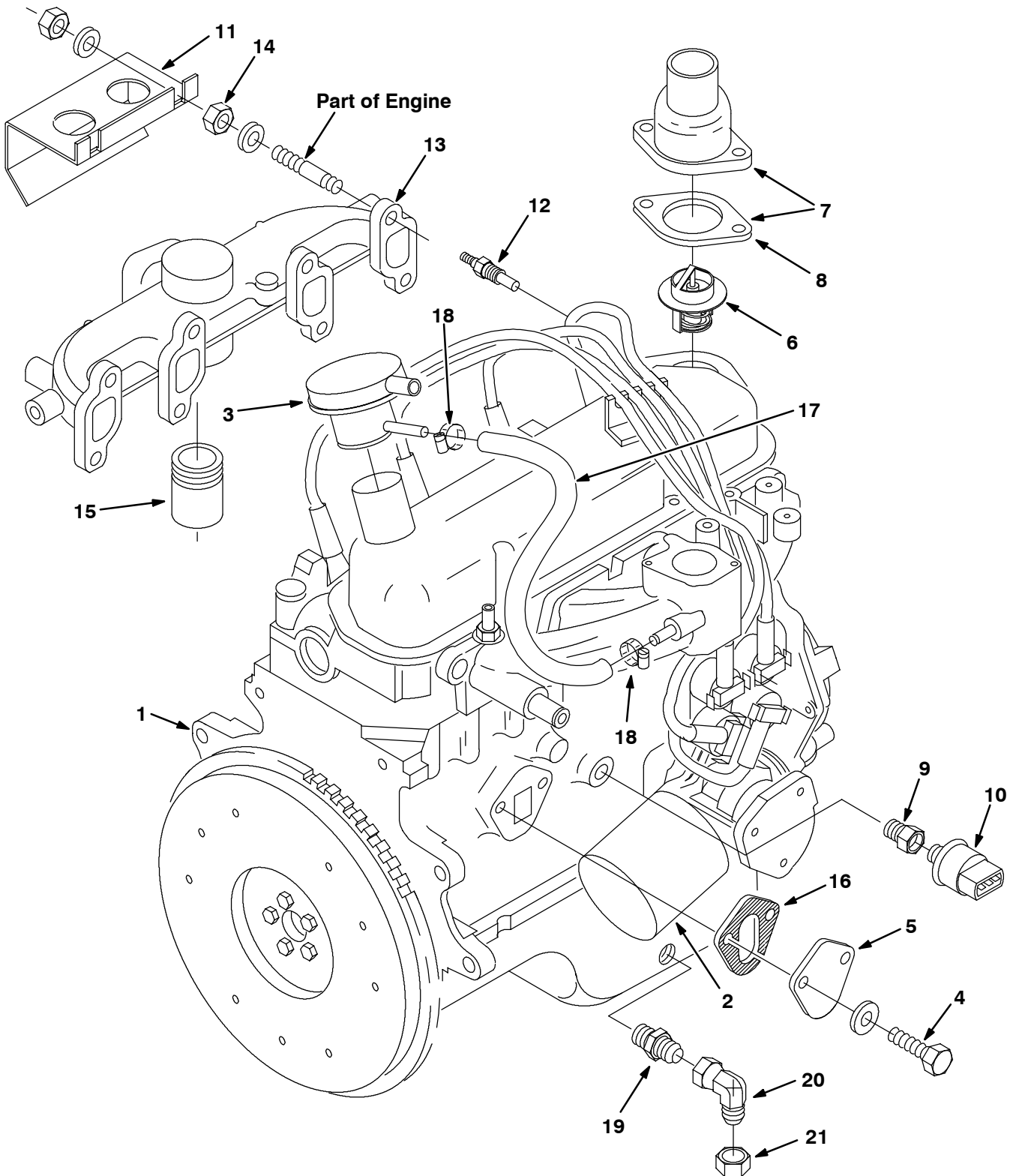


Fig. 16 - Engine Group

Ref.	Tennant Part No.	Machine Serial Number	Description	Qty.
▽	374643	(000000-) Engine Assy, Vsg-413-89	1
▲	1 30550	(000000-) Engine, Vsg-413 (See Engine Breakdown)	1
▲	2 19205	(000000-) Filter, Eng Oil, Spin-On	1
▲	3 10795	(000000-) Cap, Fill, Oil/Pcv Breather	1
▲	4 71447	(000000-) Bolt	1
▲	5 71446	(000000-) Cover	1
▲	6 37327	(000000-) Thermostat, 180 Degree	1
▲▽	7 19689	(000000-) Connector,Outlet Cylinder Head w/gasket	1
▲▲	8 54911-25	(000000-) Gasket - Thermostat Hsg	1
	9 17414	(000000-) Ftg-Hyd Str Pm04/Pf02	1
	10 79399	(000000-) Switch, Pressure, Oil	1
	11 30468	(000000-) Shield Assy, Exhaust	1
	12 58592	(000000-) Sender-Temperature, Water	1
	13 30316	(000000-) Manifold, Exhaust	1
	14 08165	(000000-) Nut Hx Stover M 8X1.25	8
	15 24013	(000000-) Ftg,Pipe,Nip.Blk1.25PtX2.0Lg L	1
	16 02887	(000000-) Gasket, Fuel Pump 1.1-1.6Liter	1
	17 76589-2	(000000-) Hose Rbr,0.38 Idx .062D 12.0Lg	1
	18 54333	(000000-) Clamp-Wormdrive, 0.31- 0.88D	2
	19 19200	(000000-) Ftg-Metric Str Omm14/Jm06	1
	20 47504	(000000-) Ftg-Hyd E90 Jm06/Jf06	1
	21 40625	(000000-) Ftg-Hyd Cap Jf06	1

Fig. 17 - Engine Mount Group

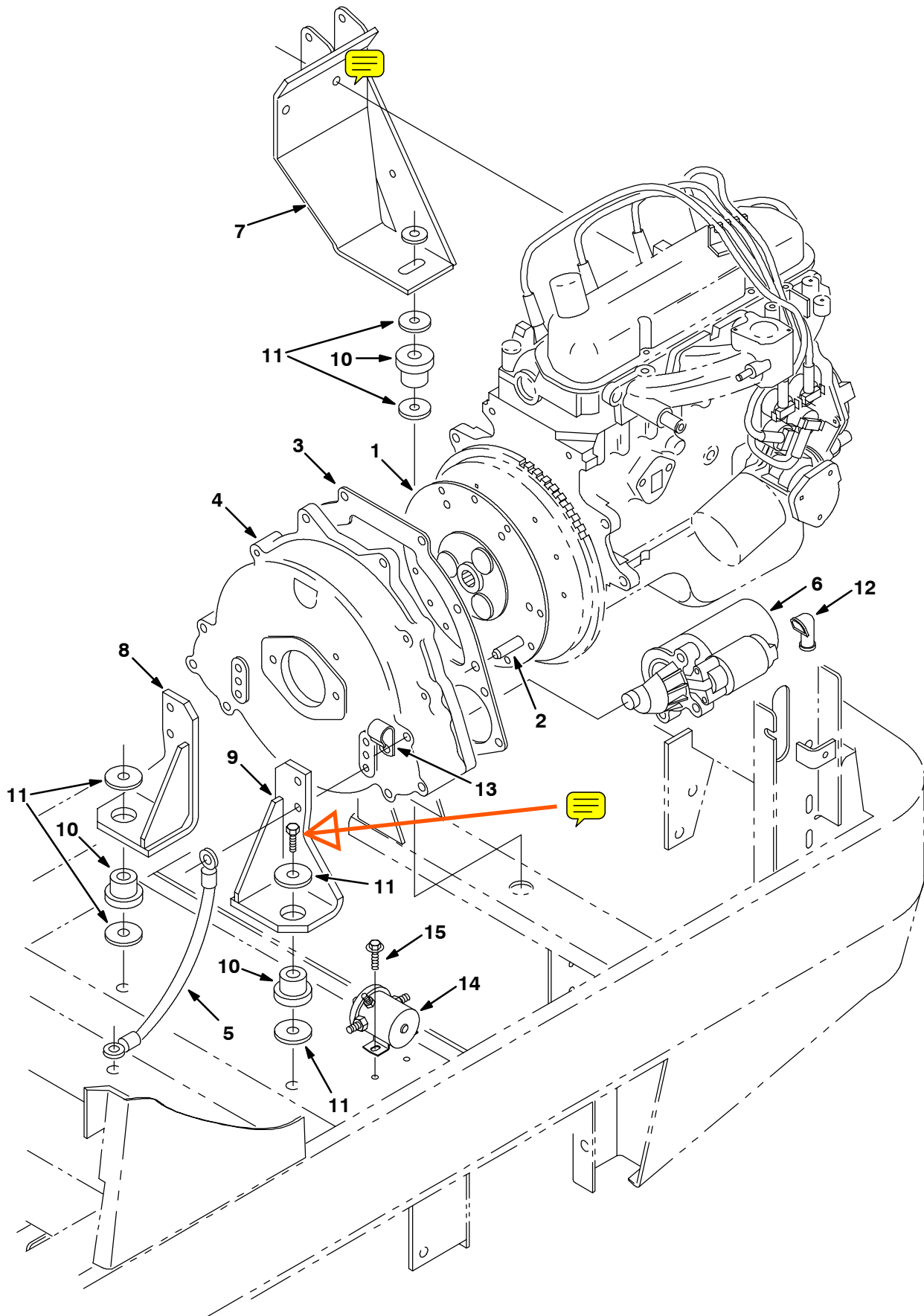


Fig. 17 - Engine Mount Group

Ref.	Tennant Part No.	Machine Serial Number	Description	Qty.
1	19252	(000000-) Coupling Assy, Flywheel	1
2	54911-16	(000000-) Dowel,Cyl.Block To Flywhl.Hsg.	2
3	70262	(000000-) Ring, Locating, Starter	1
4	70263	(000000-) Housing, Flywheel	1
5	57773	(000000-) Wire Ass'Y-Elect.,Ground	1
6	70239	(000000-008990) Starter, Ford 1.8 Hp	1
6	392525	(008991-) Starter, 12Vdc, [1.2Kw]	1
7	374513	(000000-) Bracket Wldt, Engine	1
8	57755	(000000-) Bracket Wldt,Mtg,Eng, Rear, Rh	1
9	57754	(000000-) Bracket Wldt,Mtg,Eng,Rear, Lh	1
10	51176	(000000-) Dampner, Engine	3
11	04414	(000000-) Washer, Flat	6
12	02076	(000000-) Cover, Terminal	1
13	30407	(000000-) Clip, Keeper, Open	1
14	375117	(000000-) Solenoid, Starter-12v	1
15	361339	(000000-) Scr-Hexfmgm 6x1.0 16 Pltd	2

Fig. 18 - Carburetor Group, Gasoline

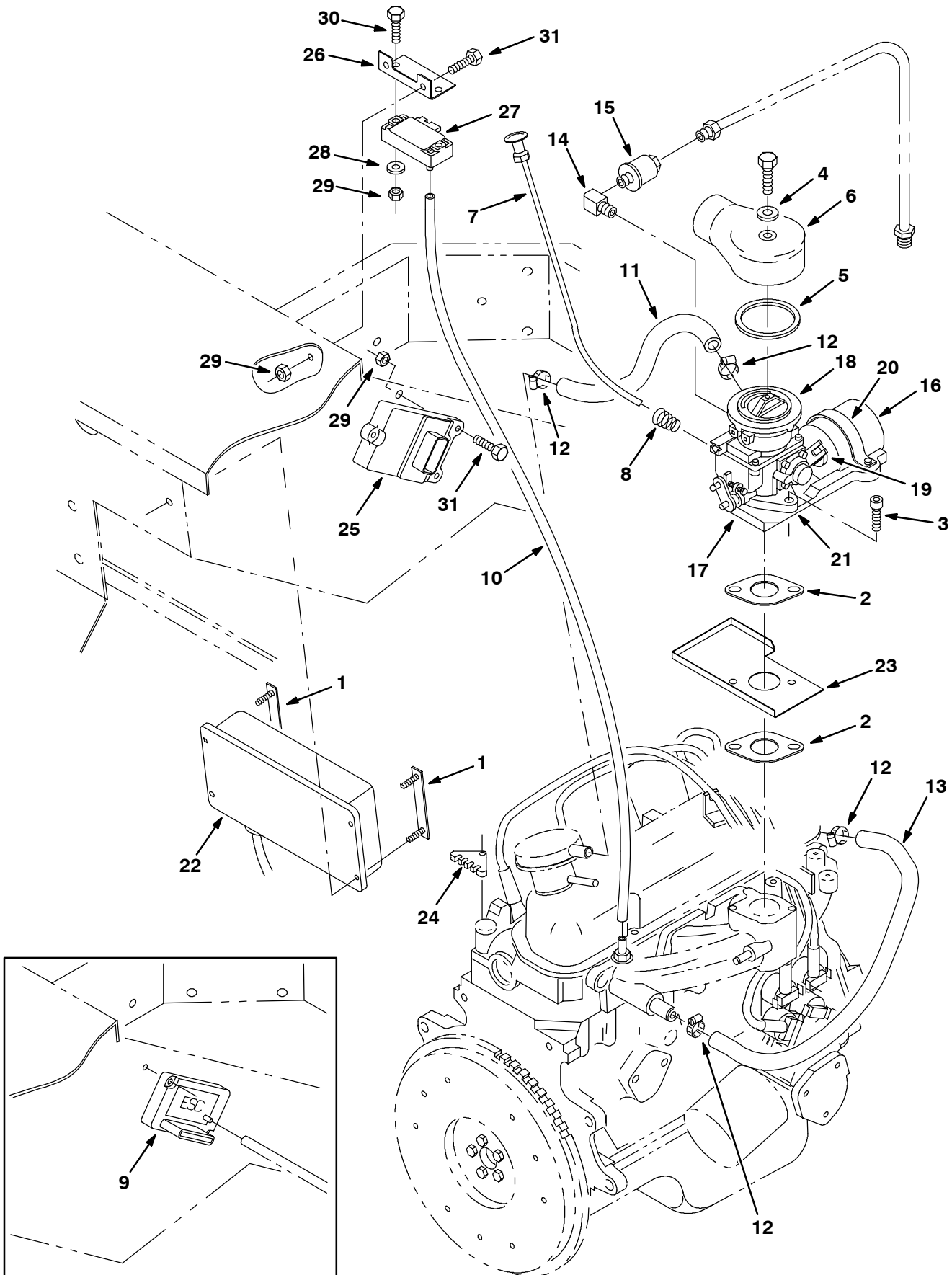


Fig. 18 - Carburetor Group, Gasoline

Ref.	Tennant Part No.	Machine Serial Number	Description	Qty.
1	59935	(000000-) Plate	2
2	74443	(000000-) Gasket	2
3	33951	(000000-) Screw, Soc, M06-1.0 X 20,12.9	2
4	24924	(000000-) Washer	1
5	16738	(000000-) Gasket	1
6	57934	(000000-) Adaptor, Elbow, Carburetor	1
7	69266	(000000-) Cable, Choke	1
8	58846	(000000-) Spring, Compression	1
9	30305	(000000-008790) Control, Ignition	1
10	39780	(000000-) Hose, Vacuum	1
11	55195	(000000-) Hose, Molded	1
12	63810	(000000-) Clamp, Wormdrive	4
13	31543	(000000-) Hose, Heater	1
▽	374639	(000000-) Governor, Gas	1
▲▽	374638	(000000-) Governor, Gas	1
▲▲	14 11984	(000000-) Fitting, Elbow	1
▲▲	15 36050	(000000-) Filter, Fuel	1
▲▲	16 83849	(000000-) Actuat	1
▲▲	17 83682	(000000-) Bracket	1
▲▲	18 374637	(000000-) Carburetor	1
▲▲	02738	(000000-) Kit, Carburetor	1
▲▲	19 83684	(000000-) Linkage Kit	1
▲▲	20 83685	(000000-) Strap. Mounting, Actuator	1
▲▲	21 74443	(000000-) Gasket	1
▲	22 374127	(xxxxxx-) Kit, Replmt, Control, Govnr, [All Purps]	1
✗▽	22 71437	(000000-xxxxxx) Control Unit (Replaced by 374127)	1
✗▲	374625	(000000-xxxxxx) Plug, Control Box	2
	23 374527	(000000-) Shield, Drip	1
	24 374529	(000000-) Clamp, Plug Wire	1
	25 375412	(008791-) Module, Control, Ignition	1
	26 375414	(008791-) Bracket, Sensor, Map	1
	27 375413	(008791-) Sensor, Map	1
	28 19066	(008791-) Washer, Flt, #10	2
	29 08708	(008791-) Nut, Hex, Lock, M06 X 1.0, NI	7
	30 06945	(008791-) Screw, Hex, M06 X 1.0 X 30, 8.8	2
	31 06944	(008791-) Screw, Hex, M06 X 1.0 X 25, 8.8	5

Fig. 19 - Carburetor Group, LPG

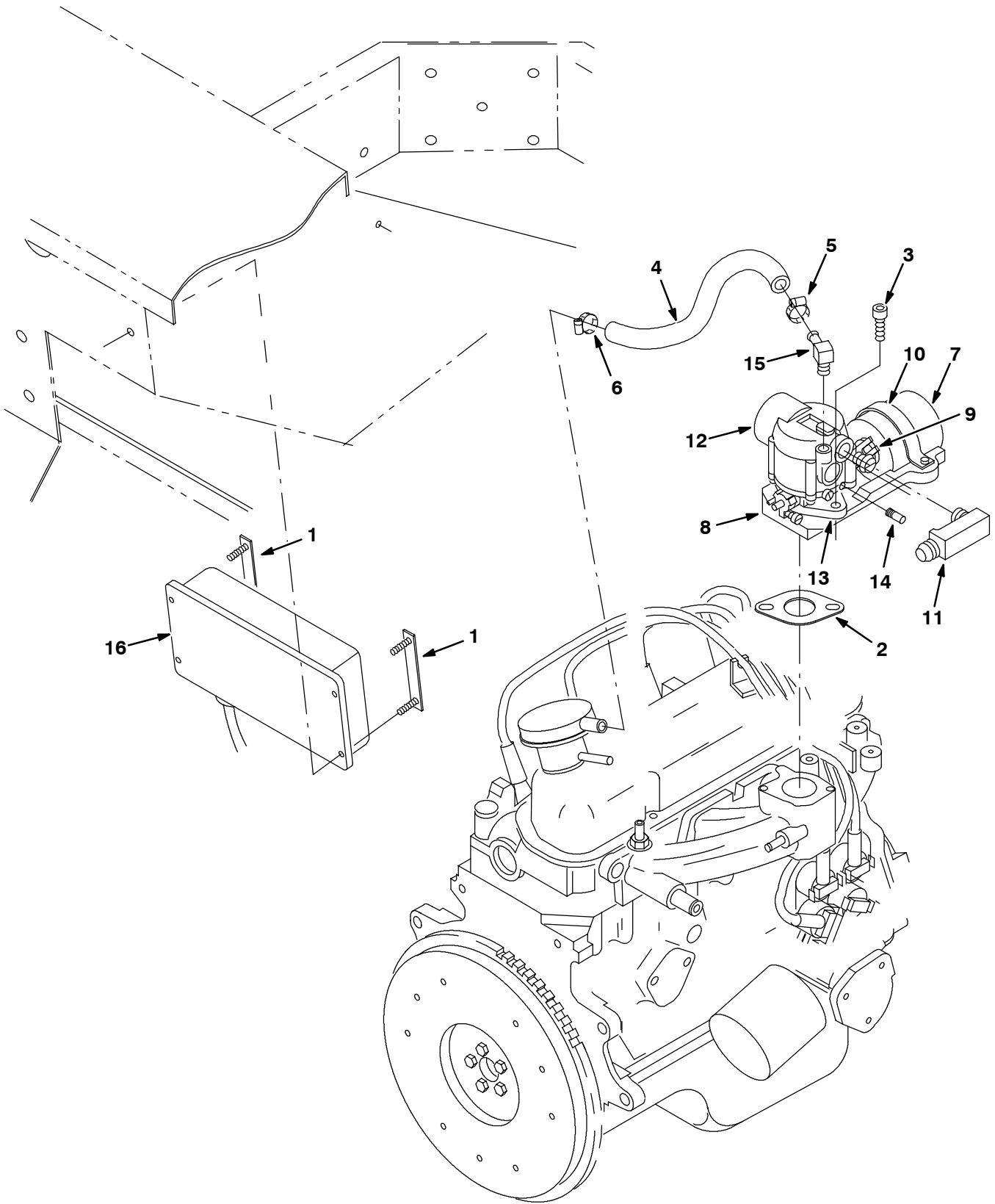


Fig. 19 - Carburetor Group, LPG

Ref.	Tenant Part No.	Machine Serial Number	Description	Qty.
1	59935	(000000-) Plate	1
2	74443	(000000-) Gasket	1
3	33951	(000000-) Screw, Soc, M06-1.0 X 20,12.9	2
4	55195	(000000-) Hose, Molded	1
5	43844	(000000-) Clamp, Wormdrive	2
6	63810	(000000-) Clamp, Wormdrive	1
▽	71436	(000000-) Governor, Lpg	1
▲▽	71444	(000000-) Governor, Lpg	1
▲▲	7 83849	(000000-) Actuator	1
▲▲	8 83682	(000000-) Bracket	1
▲▲	9 83684	(000000-) Linkage Kit	1
▲▲	10 83685	(000000-) Strap. Mounting, Actuator	1
▲▲	11 84641	(000000-) Ftg-Hyd E90 Spcl	1
▲▲	12 73017	(000000-) Carburetor, Lpg, With Gasket	1
▲▲	13 74443	(000000-) Gasket	1
▲▲	14 74402	(000000-) Fitting, Special	1
▲▲	15 53029	(000000-) Fitting, Brass, Elbow	1
▲	16 374127	(xxxxxx-) Kit, Replmt, Control, Govnr, [All Purps]	1
▽	16 71437	(000000-xxxxxx) Control Unit (Replaced by 374127)	1
▲	374625	(000000-xxxxxx) Plug, Control Box	2

Fig. 20 - Vaporizer Group, LPG (000000-009007)

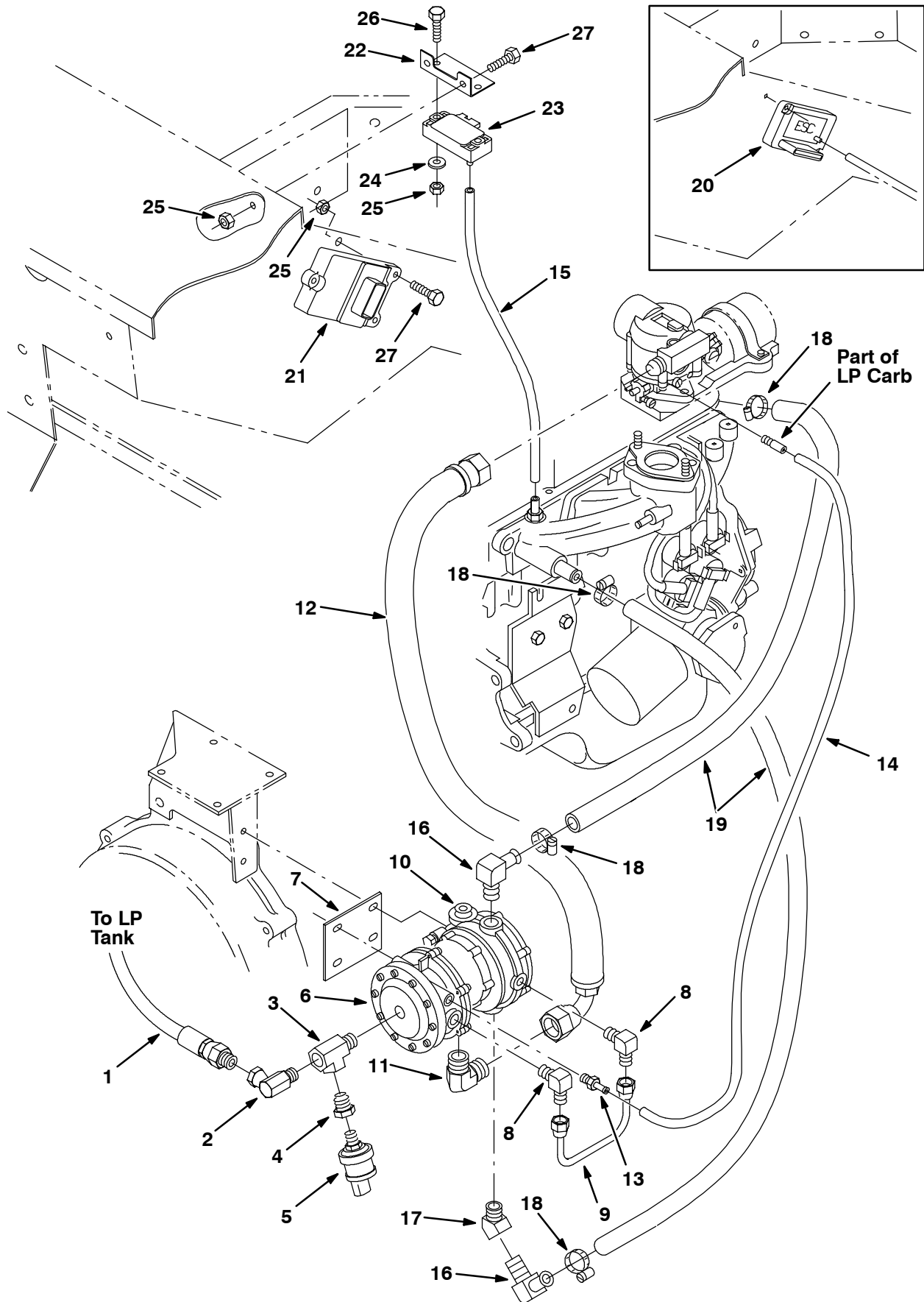


Fig. 20 - Vaporizer Group, LPG (000000-009007)

Ref.	Tennant Part No.	Machine Serial Number	Description	Qty.	
1	19760	(000000-009007)	Hose, LPG, Spl, .25 I.D. 55.0L	1	
2	11442-1	(000000-009007)	Ftg-El90 Npt/Npt S04Pf-04Pm	1	
3	56976A	(000000-009007)	Ftg-Tee Npt 04Pm- 04Pf- 04Pf	1	
4	17414	(000000-009007)	Ftg-Hyd Str Pm04/Pf02	1	
5	23156	(000000-009007)	Switch, Pressure, LPG	1	
▽	6	73020	(000000-009007)	Filter, Fuelock	1
▲	65527	(000000-009007)	Repair Kit, Fuelock	1	
	7	59809	(000000-009007)	Bracket, Mtg, Vaporizer	1
	8	52424	(000000-009007)	Ftg-Hyd E90 Pm04/Jm06	2
	9	59808	(000000-009007)	Fuelline,.375 Od	1
▽	10	374648	(000000-009007)	Vaporizer, LPG	1
▲		374649	(000000-009007)	Vaporizer Repair Kit Im	1
▲		374532	(000000-009007)	High Alt Vaporizer Spring Im	1
	11	07598	(000000-009007)	Ftg-Brs E90 Pm08/Sm08	1
	12	79422	(000000-009007)	Hose-Lpg Med08 Spcl S08jf/08j9	1
	13	40607	(000000-009007)	Ftg-Brs Str Bm03/Pm02	1
	14	07464	(000000-009007)	Hose, Vacuum .16 Id X 19.0 Lg	1
	15	39780-1	(000000-009007)	Hose Vac.,Rubber, .16ld,28.0L	1
	16	51839	(000000-009007)	Ftg-Brs E90 Em10/Pm06	2
	17	01997	(000000-009007)	Ftg-Hyd Brass Npt/Npt 06Pm/06P	1
	18	63810	(000000-009007)	Clamp-Wormdrive, 0.56- 1.06D	4
	19	31543	(000000-009007)	Hose, Heater	2
	20	30305	(000000-006855)	Control Assy, Ignition Vsg4113	1
	21	375412	(006856-009007)	Module, Control, Ignition	1
	22	375414	(006856-009007)	Bracket, Sensor, Map	1
	23	375413	(006856-009007)	Sensor, Map	1
	24	19066	(006856-009007)	Washer, Flt, #10	2
	25	08708	(006856-009007)	Nut, Hex, Lock, M06 X 1.0, NI	7
	26	06945	(006856-009007)	Screw, Hex, M06 X 1.0 X 30, 8.8	2
	27	06944	(006856-009007)	Screw, Hex, M06 X 1.0 X 25, 8.8	5

Fig. 21 - Vaporizer Group, LPG (009008-)

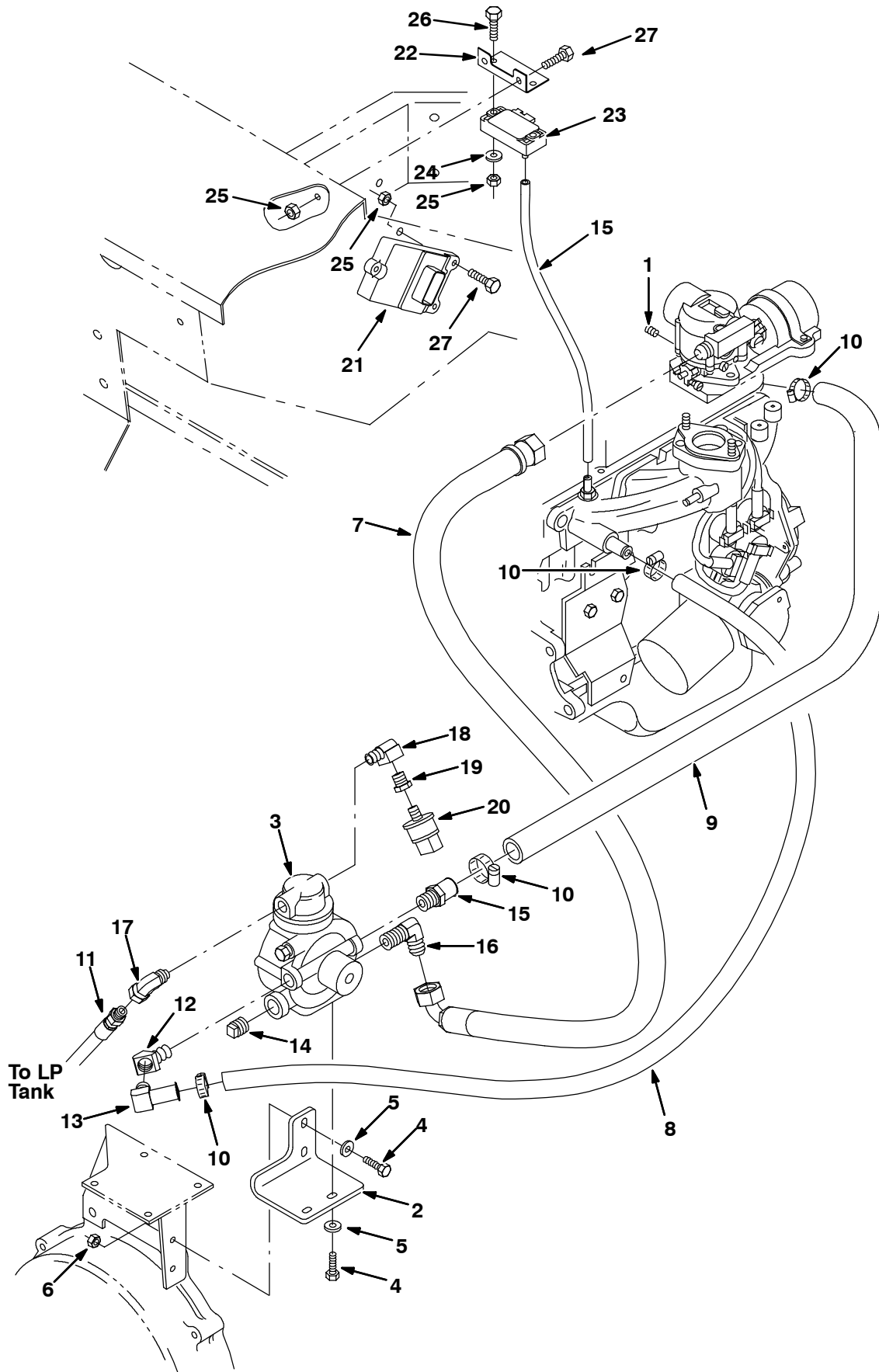


Fig. 21 - Vaporizer Group, LPG (009008-)

Ref.	Tennant Part No.	Machine Serial Number	Description	Qty.
1	32366	(009008-) Screw, Set, .25-28 X 0.25, Al	1
2	383171	(009008-) Bracket, Mtg, Controller, Lpg	1
▽ 3	383170	(009008-) Controller, Lpg, 12vdc	1
▲	383014	(009008-) Kit, Repair, Vaporizer, F/383170	1
4	06942	(009008-) Screw, Hex, M06 X 1.0 X 16, 8.8	4
5	19066	(009008-) Washer, Flt, #10	4
6	06943	(009008-) Screw, Hex, M06 X 1.0 X 20, 8.8	2
7	79422	(009008-) Hose, Lpg, Med08, Jf12str/Jf12e90, 17.0l	1
8	365103	(009008-) Hose, Heater, E90, 0.62id 09.5 4.0	1
9	31543	(009008-) Hose, Heater, E90, 0.62id 24.0 4.0	1
10	63810	(009008-) Clamp, Hose, Wormdrive, 0.56-1.06d	4
11	19760	(009008-) Hose, Lpg, Med05, Pm04str/Sm04str, 55.0l	1
12	01997	(009008-) Fitting, Brs, E45, Pm06/Pf06	1
13	51839	(009008-) Fitting, Brs, E90, Em10/Pm06	1
14	17521	(009008-) Fitting, Pipe, Plug, Pm08 Sq Head	1
15	27767	(009008-) Fitting, Brs, Str, Em10/Pm06	1
16	07598	(009008-) Fitting, Brs, E90, Pm08/Sm08	1
17	11442-1	(009008-) Fitting, Hyd, E90, Swivel Pf04/Pm04	1
18	27048	(009008-) Fitting, Brs, E90, Pm04/Pf04	1
19	17414	(009008-) Fitting, Pipe, Str, Pm04/Pf02	1
20	23156	(009008-) Switch, Press, Oil	1
21	375412	(009008-) Module, Control, Ignition	1
22	375414	(009008-) Bracket, Sensor, Map	1
23	375413	(009008-) Sensor, Map	1
24	19066	(009008-) Washer, Flt, #10	2
25	08708	(009008-) Nut, Hex, Lock, M06 X 1.0, NI	7
26	06945	(009008-) Screw, Hex, M06 X 1.0 X 30, 8.8	2
27	06944	(009008-) Screw, Hex, M06 X 1.0 X 25, 8.8	5
28	39780-1	(009008-) Hose Vac.,Rubber, .16ld,28.0L	1

Fig. 22 - Air Cleaner Group

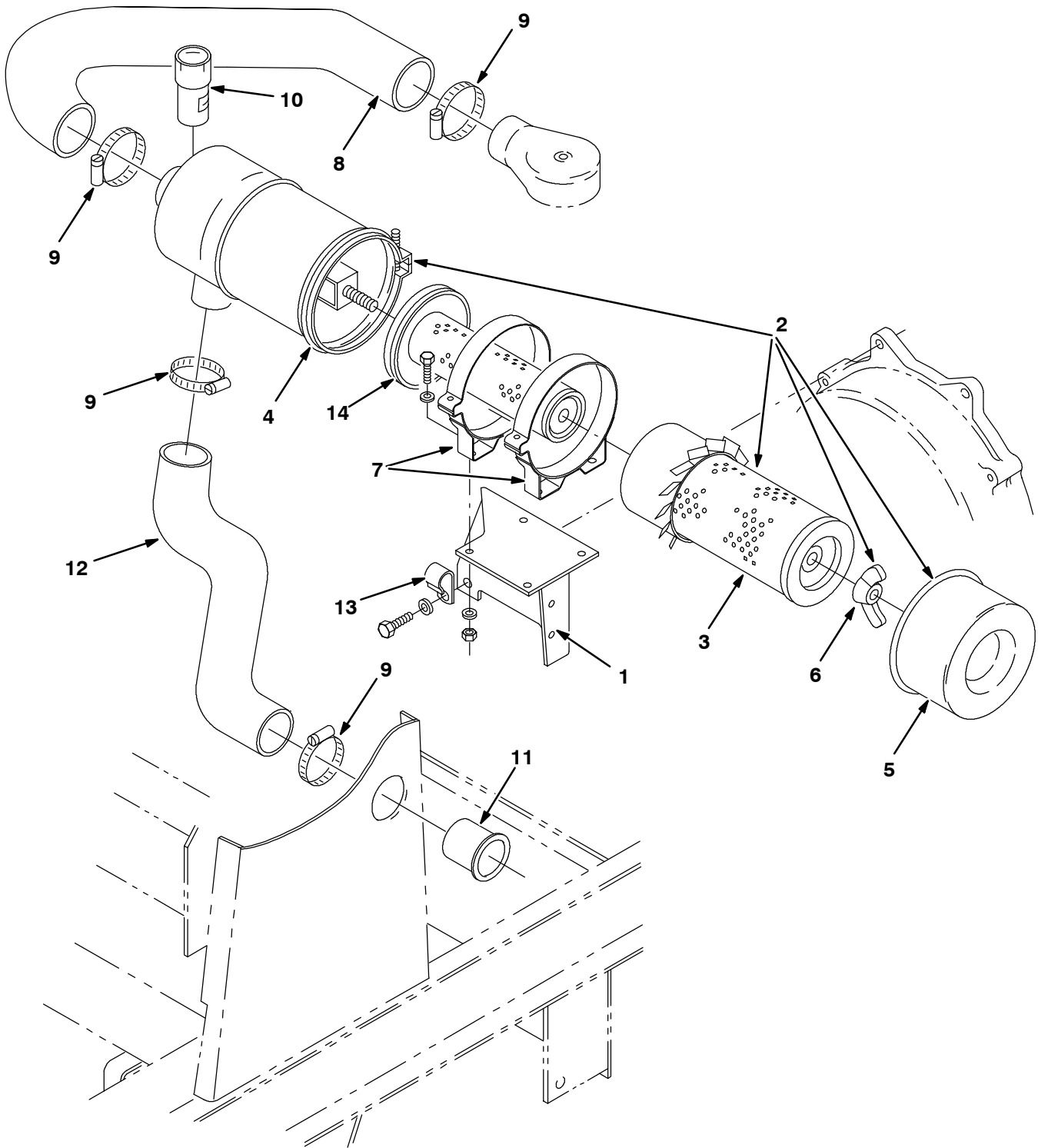
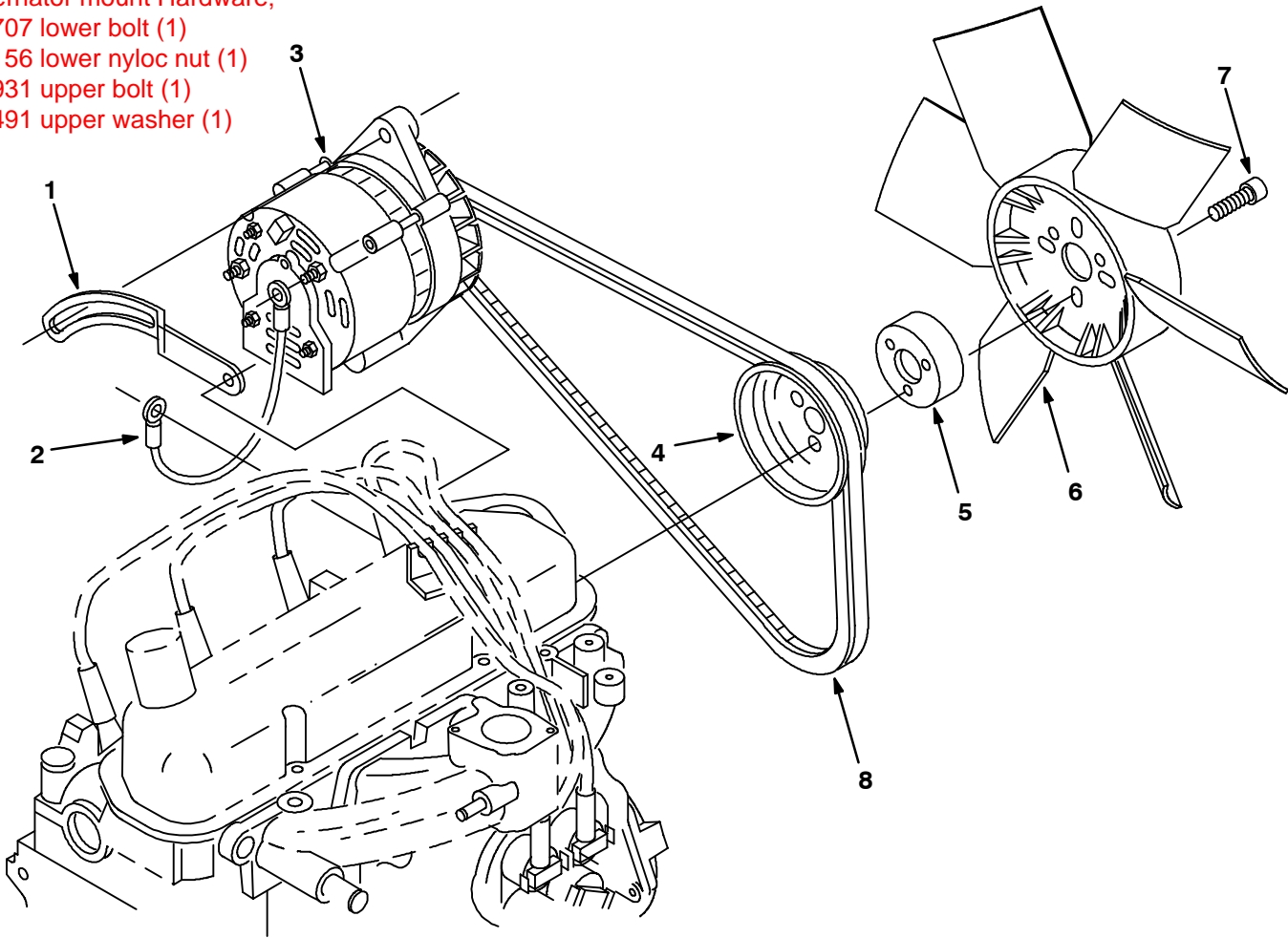


Fig. 22 - Air Cleaner Group

Ref.	Tennant Part No.	Machine Serial Number	Description	Qty.
	1	53783	(000000-) Bracket, Mtg, Air Cleaner	1
▽	2	58538	(000000-) Air Cleaner	1
▲	3	58120	(000000-) Element, Air Filter	1
▲	4	02740	(000000-) Clamp Assembly Dn	1
▲	5	02741	(000000-) Cup Assembly Dn	1
▲	6	07562	(000000-) Nut, Wing .44-20 Special	1
	7	51560-3	(000000-) Clamp,Mounting,Cyclopac Aircl.	2
	8	31524	(000000-) Hose, Molded, Air Intake	1
	9	14432	(000000-) Clamp-Wormdrive, 1.81- 2.75D	4
	10	03026	(000000-) Indicator,Service,Air Filter	1
	11	58346	(000000-) Tube - Carb. Air Intake	1
	12	59811	(000000-) Tube, Inlet, A Clnr	1
	13	30407	(000000-) Clip, Keeper, Open	1
	14	58121	(000000-) Element, Fltr, Air	1

Fig. 23 - Alternator and Engine Fan Group

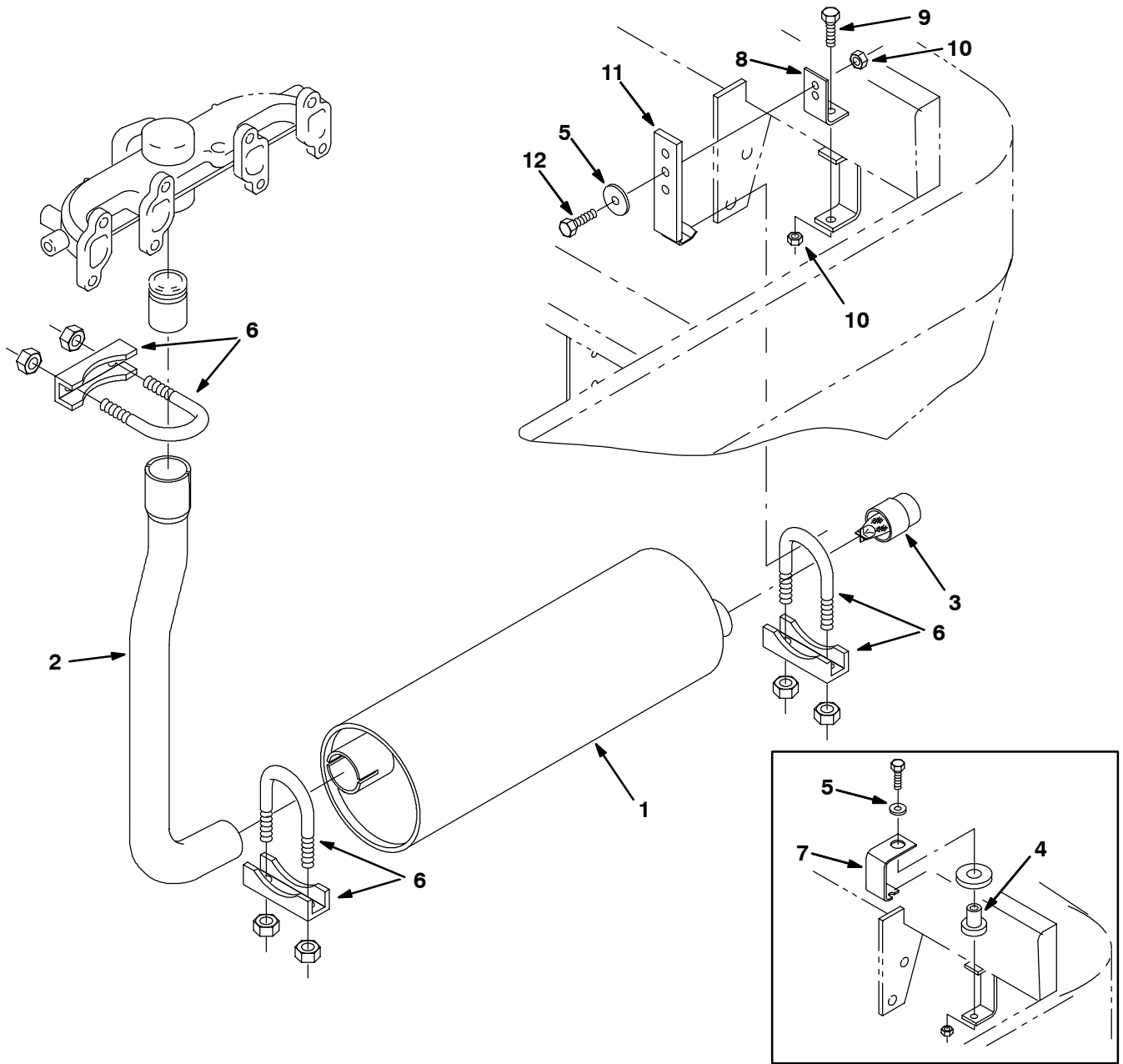
Alternator mount Hardware;
 35707 lower bolt (1)
 59156 lower nyloc nut (1)
 16931 upper bolt (1)
 32491 upper washer (1)



07072 - G, LP

Ref.	Tennant Part No.	Machine Serial Number	Description	Qty.
1	31526	(000000-)	Arm, Alternator	1
2	82731	(000000-)	Wire-Ground, Alternator	1
▽ 3	60559	(000000-)	Alternator, 50A/12V Mando	1
▲	61931	(000000-)	Regulator Assy Md	1
▲	86041	(000000-)	Bearing-Ball, .669B 1.575D 0.472W	1
▲	61529	(000000-)	Cplt Brush Kit Md	1
▲	61531	(000000-)	Rectifier Assy Md	1
▲	70160	(000000-)	Altrntr Pulley Md	1
4	30553	(000000-)	Sheave, Water Pump, 1Gr 4.25Od	1
5	30570	(000000-)	Spacer, Fan .88	1
6	30559	(000000-)	Fan, Pusher	1
7	57813	(000000-)	Scr-Soc M 6X1.0 35 Nylonloc	3
8	374516	(000000-)	Belt, V Hc41 X 32.5	1

Fig. 24 - Muffler Group



07074 - G, LP, NA

Ref.	Tennant Part No.	Machine Serial Number	Description	Qty.
1	55851	(000000-)	Muffler, Exhaust	1
2	55861	(000000-)	Tube, Exhaust	1
3	58193	(000000-)	Screen, Spark-Arresting	1
4	54274	(000000-008488)	Isolator-Vibration, 125lb. Rating	1
5	30013	(000000-)	Washer-Flt .31 Fender Pltd	1
6	24012	(000000-)	Clamp-Muffler, For 1.62 Od Tube	3
7	374677	(000000-008488)	Repl. Kit, Bracket	1
8	374676	(008489-)	Angle, Muffler Hanger	1
9	16931	(008489-)	Screw, Hex, M8	1
10	08709	(008489-)	Nut, Hex, M8	2
11	374691	(008489-)	Strap, Muffler Hanger	1
12	39277	(008489-)	Screw, Hex, M8	1

Fig. 25 - Fuel Tank Group, Gasoline

Ref.	Tenant Part No.	Machine Serial Number	Description	Qty.
1	72192	(000000-) Fuelline	1
2	76736	(000000-) Clamp-Cable, 0.38Dia 0.62Wth	1
3	87396	(000000-) Strap, Tank, Gas	2
4	59015	(000000-) Pump, Fuel	1
5	374526	(000000-) Fuelline	2
6	25610	(000000-) Ftg-Brs Str	1
7	82509	(000000-) Hose, Fuelline	1
8	15555-1	(000000-) Ftg-Brs E90 lf05/Pm02	1
9	70173	(000000-) Hose, Fuelline	1
10	53029	(000000-) Ftg-Brs E90	1
11	55222	(000000-) Tray, Gas	1
12	46236	(000000-) Clamp-Cable, 0.25Dia 0.56Wth	1
▽	13	72191	(000000-) Tank, Fuel, 9.4 Gal	1
▲	14	48267	(000000-) Cap, Gas	1
▲▽	15	74406	(000000-) Send Unit	1
▲▲	16	14131	(000000-) Gasket	1
▲	17	48126	(000000-) Ftg-Plug Npt 02Pm Sq Hd	2
	18	43844	(000000-) Clamp-Wormdrive, 0.25-0.62 D	2

Fig. 26 - Fuel Tank Group, LPG

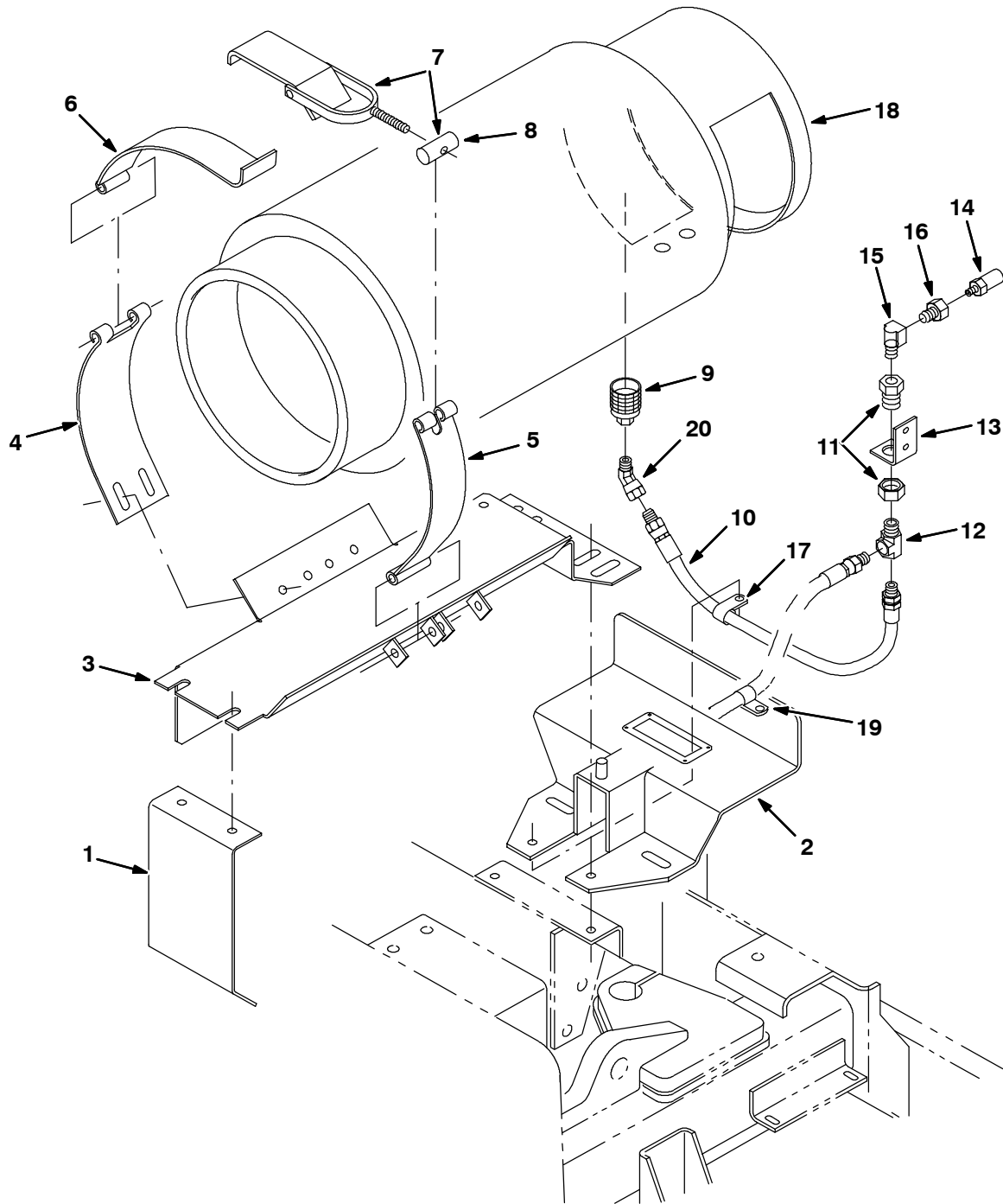


Fig. 26 - Fuel Tank Group, LPG

Ref.	Tennant Part No.	Machine Serial Number	Description	Qty.
1	70221	(000000-) Bracket, Mtg, LPG	1
2	72128	(000000-) Bracket Wldt, LPG w/label	1
3	10652	(000000-) Panel Wldt	1
4	58589	(000000-) Strap, Mtg.- Lp Tank	1
5	58590	(000000-) Strap, Tank Retainer - Lp	1
6	57297	(000000-) Strap, Hinge - Lp Tank Mtg	1
▽	7	53400-1	(000000-) Latch Assy, LPG Tank Mtg,W/Nut	1
▲	8	53400-4	(000000-) Nut, Adjustable, LPG Tank Mtg	1
9	26496	(000000-) Coupling,Quickdisc,, Shwd	1
10	22308-3	(000000-) Hose, Lpg, 4Lpg X 35.0Lg	1
11	78122	(000000-) Ftg,Bulkhead .25Npt Wh W21204	1
12	56976A	(000000-) Ftg-Tee Npt 04Pm- 04Pf- 04Pf	1
13	54343	(000000-) Bracket, Mtg, Relief Valve	1
14	24047	(000000-) Valve, Press Relief, LPG Rego	1
15	27048	(000000-) Ftg-EI90 Npt/Npt 04Pf/04Pm	1
16	59892	(000000-) Ftg-Str Npt/Npt 04Pf-04Pm	1
17	26395-1	(000000-) Clamp-Cable, 0.56Dia 0.38Wth	1
18	24928-1	(000000-) Tank-Lp,33#,Liq,Both,Fill Ga L	1
19	67767	(000000-) Clamp-Cable, 0.69Dia 0.62Wth	1
20	47720	(000000-) Ftg-Hyd E45 PM04/PF04	1

Fig. 27 - Radiator Group

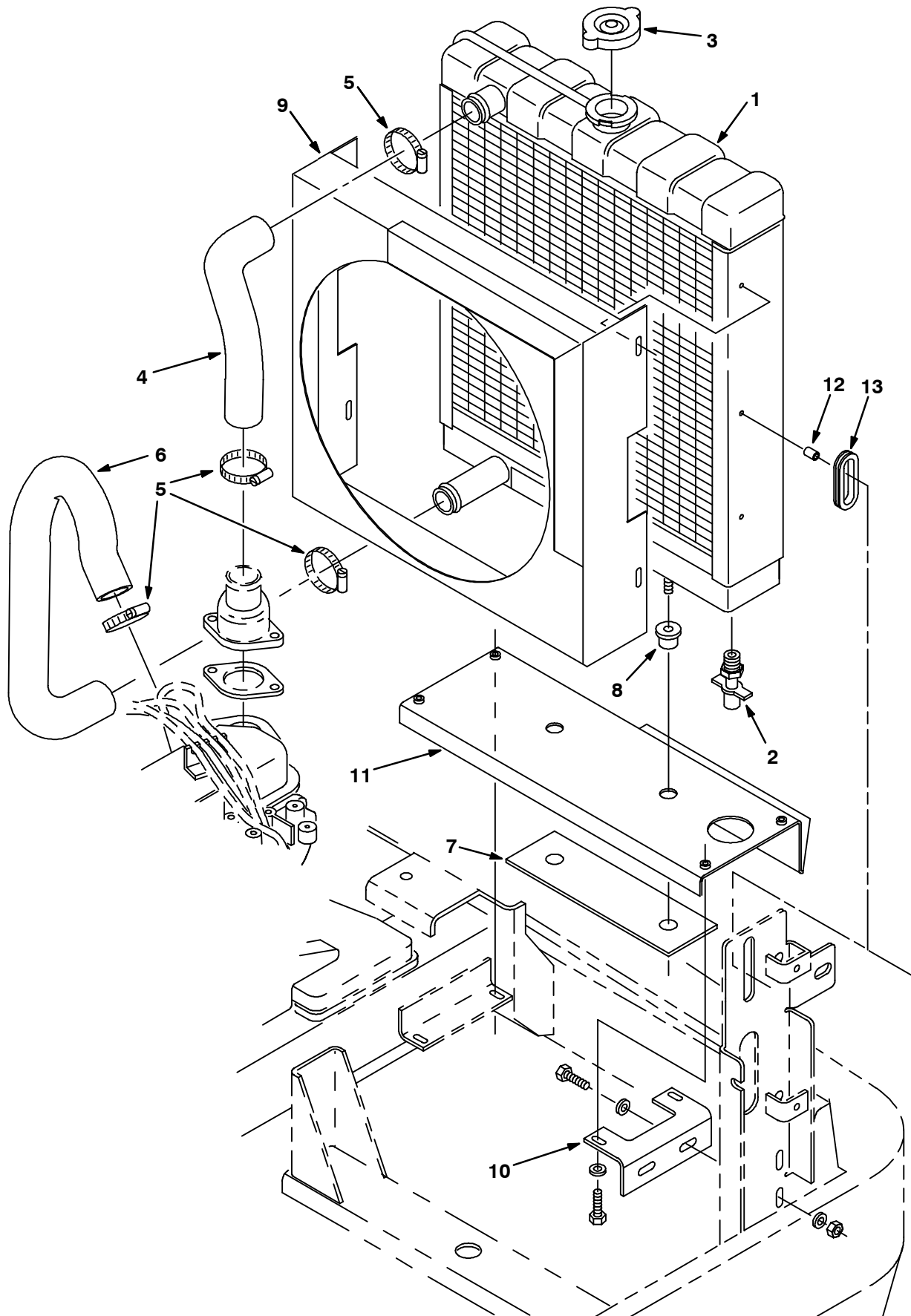
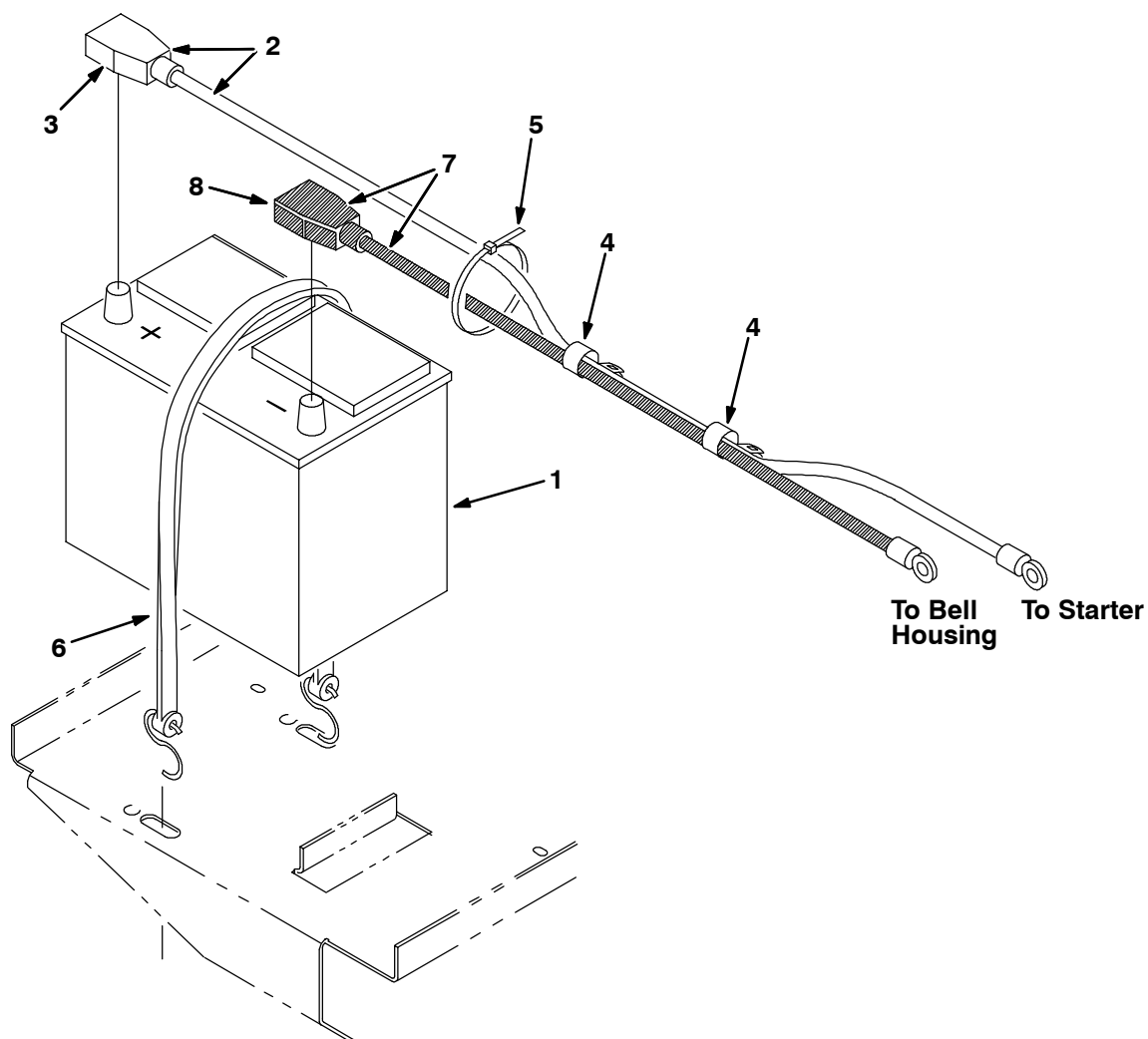


Fig. 27 - Radiator Group

Ref.	Tenant Part No.	Machine Serial Number	Description	Qty.
1	55225	(000000-) Radiator	1
2	54911-32	(000000-) Draincock,End.Block	1
3	31755	(000000-) Cap, Radiator	1
4	31517	(000000-) Hose, Radiator, Upper	1
5	11531	(000000-) Clamp-Wormdrive, 1.06- 2.00D	4
6	31518	(000000-) Hose, Radiator	1
7	59551	(000000-) Plate, Filler	1
8	54274	(000000-) Isolator-Vibration,60 Lb.Ratng	2
9	74394	(000000-) Guard, Fan, W/Label, Gas	1
10	72147	(000000-) Bracket, Radiator Mount	1
11	59550	(000000-) Channel, Mtg, Radiator	1
12	59881	(000000-) Spacer	1
13	10632-13	(000000-) Grommet,Rbr,1.50ld,For .19Matl	1

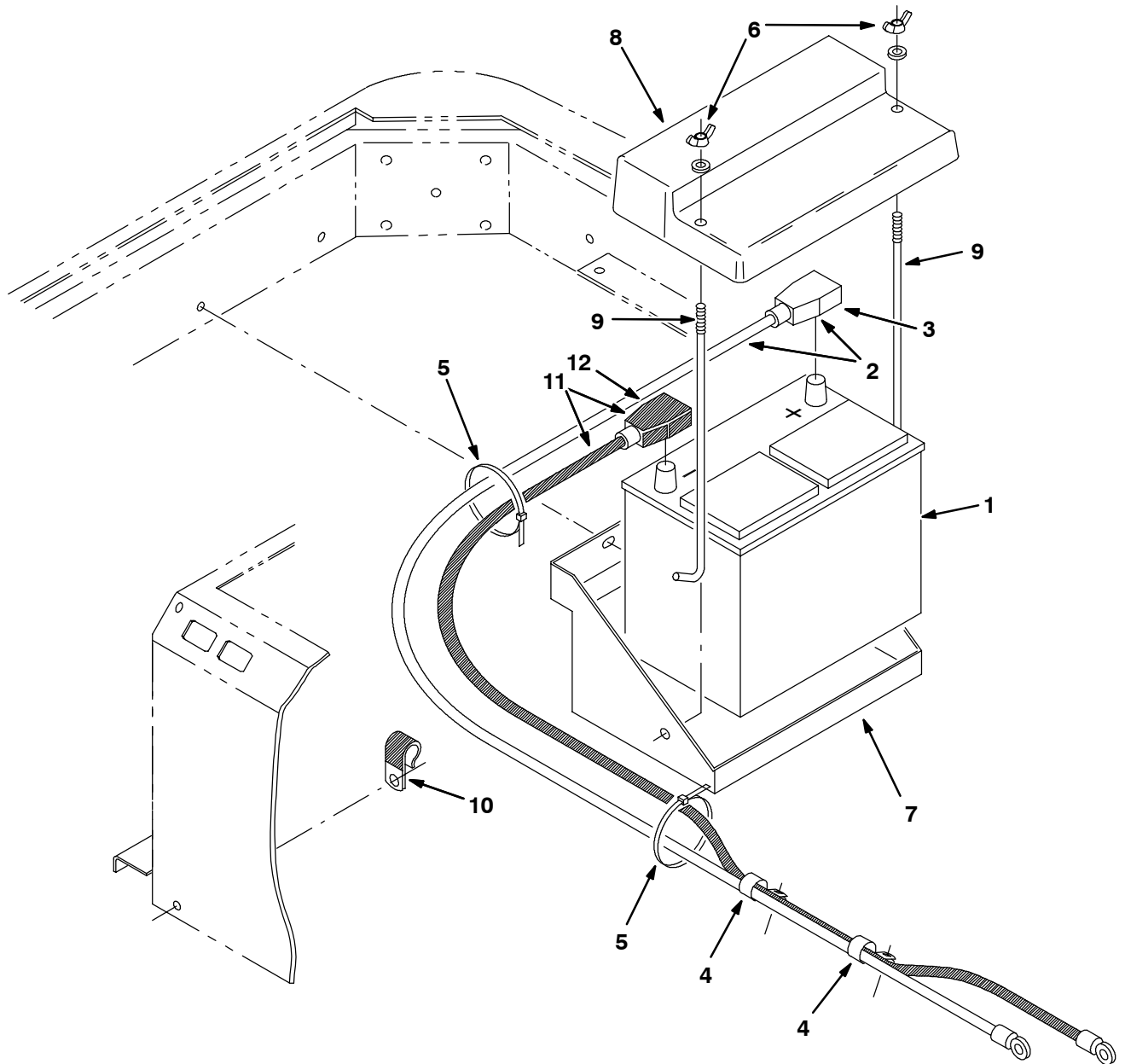
Fig. 28 - Battery Group, Gasoline



07080 - G, NA

Ref.	Tennant Part No.	Machine Serial Number	Description	Qty.
	1	10137	(000000-) Battery, 12V, Cc Amps:475 Wet	1
▽	2	60292	(000000-) Wire Assy, 66.0 Lg, 2 Ga, Pos	1
▲	3	68873	(000000-) Boot, Batt. Term. 1-2 Ga Red	1
	4	67767	(000000-) Clamp-Cable, .69Dia. .62Wth	2
	5	49266	(000000-) Tie, Cable 1.75D Max 7.50Lg	2
	6	33671	(000000-) Strap,Rubber Tie-Down	1
▽	7	60295	(000000-) Cable, Battery, Neg 2 Ga 60.0L .41 Hole	1
▲	8	68872	(000000-) Boot, Batt. Term. 1-2 Ga Black	1

Fig. 29 - Battery Group, LPG



351737 - LP, NA

Ref.	Tennant Part No.	Machine Serial Number	Description	Qty.	
1	10137	(000000-) Battery, 12V, Cc Amps:475 Wet	1	
▽	2	60294	(000000-) Wire Assy, 78.0 Lg, 2 Ga, Pos	1
▲	3	68873	(000000-) Boot, Batt. Term. 1-2 Ga Red	1
4	67767	(000000-) Clamp-Cable, .69Dia. .62Wth	2	
5	49266	(000000-) Tie, Cable 1.75D Max 7.50Lg	2	
6	39272	(000000-) Nut, Wing	2	
7	379733	(000000-) Tray, Battery, LPG	1	
8	71021	(000000-) Cover, Battery, LPG	1	
9	13015	(000000-) Bolt, Hold-Down	2	
10	30407	(000000-) Clip, Keeper, Open	1	
▽	11	60295	(000000-) Wire Assy, 60.0 Lg, 2 Ga, Neg	1
▲	12	68872	(000000-) Boot, Batt. Term. 1-2 Ga Black	1

Fig. 30 - Rear Drive Wheel Group

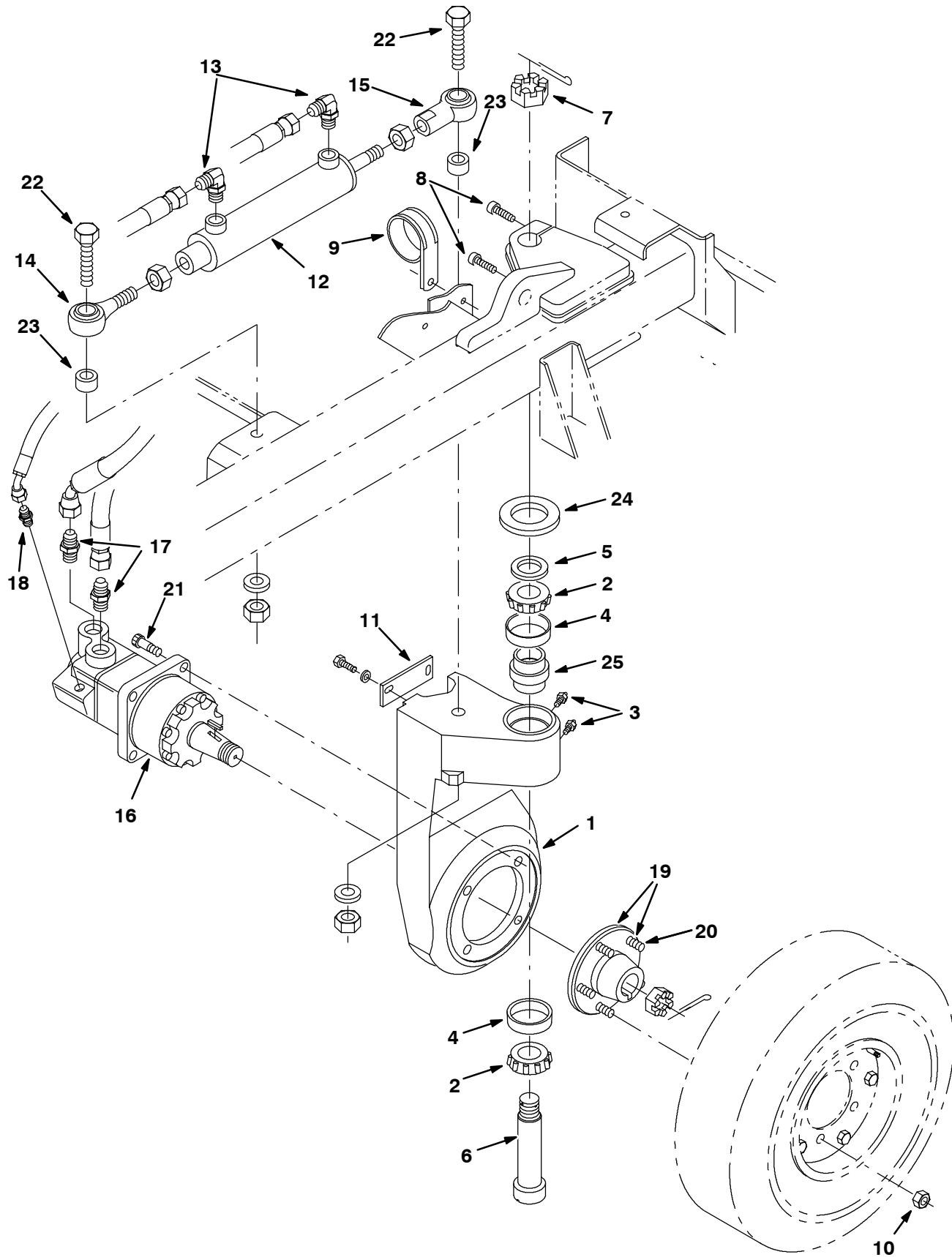


Fig. 30 - Rear Drive Wheel Group

Ref.	Tennant Part No.	Machine Serial Number	Description	Qty.	
1	374561	(000000-) Housing, Sppt, Wheel	1	
2	51339	(000000-) Bearing-Cone, 1.38Bore 0.71Wth	2	
3	47801	(000000-) Ftg, Grease.25-28Th Strt .63L	2	
4	51338	(000000-) Bearing-Cup , 2.56Dia 0.55Wth	2	
5	54051	(000000-) Washer, Thrust	1	
6	73281	(000000-) Pin, Wheel Support, Rear	1	
7	54052	(000000-) Nut-Hxslot 1.12-18 Pltd	1	
8	72926	(000000-) Scr Soc M16-2.0x50	2	
9	70157	(000000-) Clamp-Cable, 2.50Dia 1.0Wth Ss	1	
10	24339	(000000-) Nut-Wheel .50-20 60 Angle	5	
11	58842	(000000-) Plate - Hose Support	1	
12	53601	(000000-) Cylinder-Hyd (See Breakdowns)	1	
13	56820	(000000-) Ftg-Hyd E90 Jm06/Om06	2	
14	64886	(000000-) Balljoint, Rod End	1	
15	64887	(000000-) Balljoint, Rod End	1	
16	22604	(000000-008247) Motor-Hyd Gear (See Breakdowns)	1	
16	379609	(008248-) Motor-Hyd Gear (See Breakdowns)	1	
17	42223	(000000-) Ftg-Hyd Str Jm10/Om12	2	
18	55586	(000000-008247) Ftg-Hyd Ste Jm04/Om04	1	
18	55685	(008248-) Ftg-Hyd Ste Jm04/Om06	1	
▽	19	54087	(000000-) Hub & Stud Assy	1
▲	20	32126	(000000-) Stud, Wheel .50-20 x 1.50	5
	21	19583	(000000-) Scr Soc .50-13X1.50	4
	22	374553	(000000-) Scr-Hex .75-10x3.50 Pltd	2
	23	374552	(000000-) Tube, 1.25D 0.75B 0.8L Stl	2
	24	374563	(000000-) Washer, 2.156B 3.5D .16 Felt	1
	25	374560	(000000-) Seal, Rear Drive Grease Cavity	1

Fig. 31 - Rear Wheel Assembly

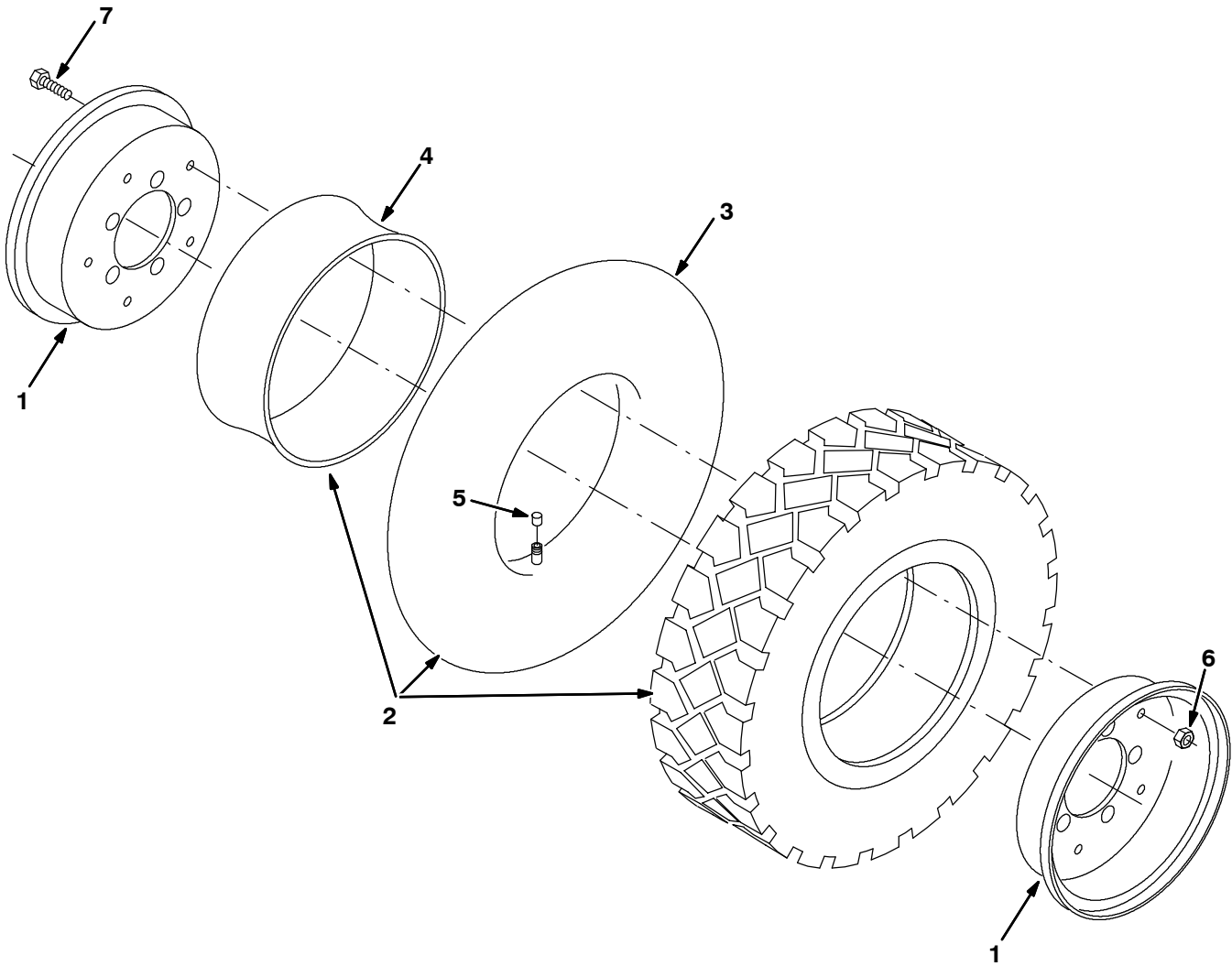


Fig. 31 - Rear Wheel Assembly

	Ref.	Tennant Part No.	Machine Serial Number	Description	Qty.
▽		70287	(000000-) Tire & Rim Assy, 5.70/5.00R-8	1
▲	1	53818	(000000-) Rim Assembly	1
▲▽	2	53819	(000000-) Tire, Tube and Flap Assembly	1
▲▲	3	70280	(000000-) Tube, Inner -5.00R-8, Js2 Valve	1
▲▲	4	53819-2	(000000-) Flap, Tube	1
▲	5	45786	(000000-) Cap, Valve Stem	1
▲	6	41430	(000000-) Nut, Hxlocnyln M10x1.5	5
▲	7	370181	(000000-) Screw-Hx M10x1.5 Pltd	5

Fig. 32 - Front Wheel and Brakes Group

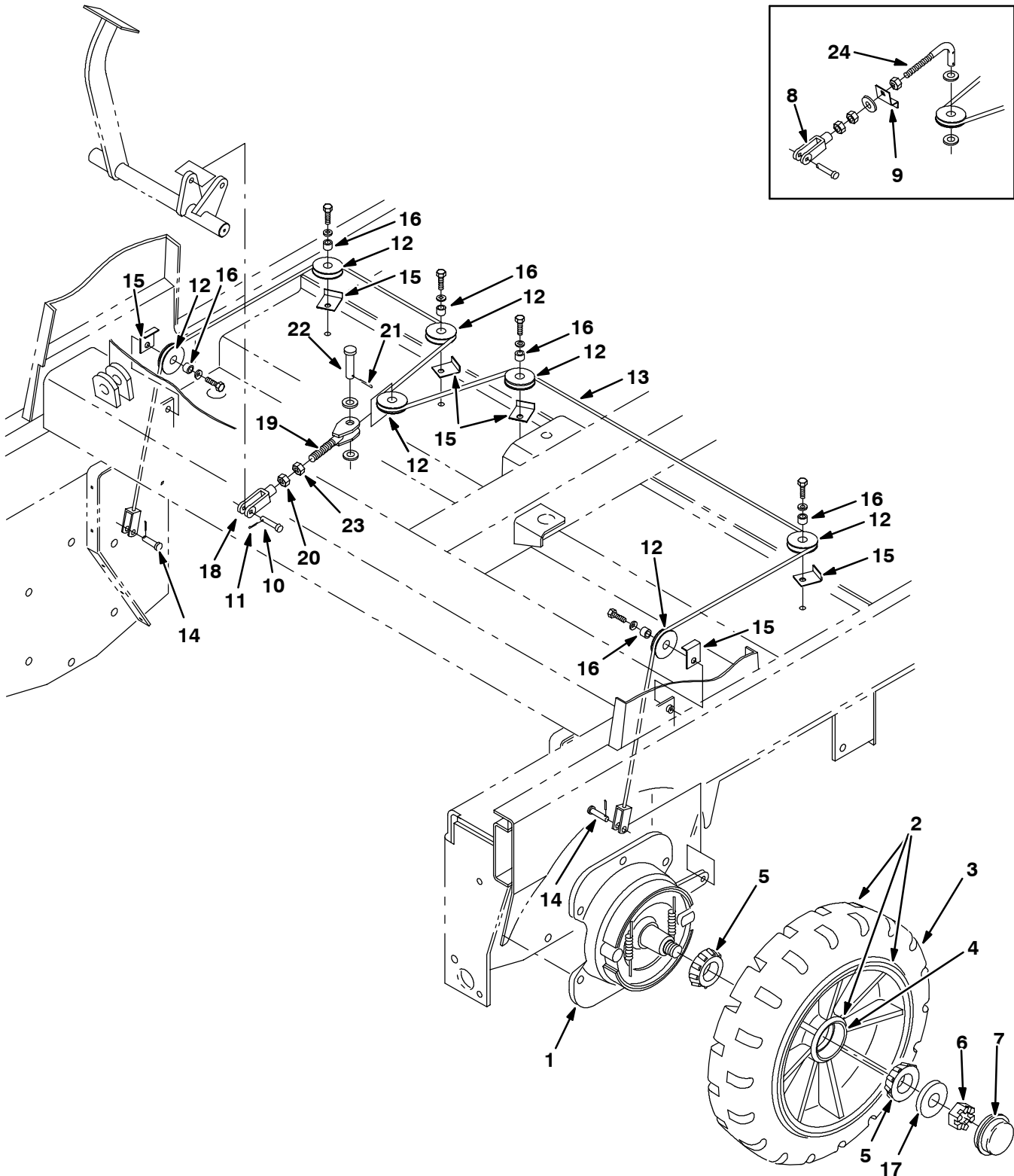


Fig. 32 - Front Wheel and Brakes Group

Ref.	Tennant Part No.	Machine Serial Number	Description	Qty.
▽	1	54577	(000000-) Brake Assy	2
▲		66211	(000000-) Brake Shoes	2
▲▽		66213	(000000-) Brake Repair Kit	1
▲▲		70161	(000000-) Chrome Pltd Cam Shft	1
▲		70158	(000000-) Return Spring-Brakes	2
▽	2	54437	(000000-) Wheel Assy	2
▲	3	54567	(000000-) Tire,18X5X12.12 Solid	1
▲	4	51338	(000000-) Bearing-Cup , 2.56Dia 0.55Wth	2
	5	51339	(000000-) Bearing-Cone, 1.38Bore 0.71Wth	4
	6	14242	(000000-) Nut-Hxslot 1.00-20 Pltd	2
	7	54390	(000000-) Cap, Hub	2
	8	54467	(000000-008957) Clevis, Adjustable	1
	9	58288	(000000-008957) Clip, Cable	1
	10	86240	(000000-) Pin Clevis .375 Dia X 1.13 Lg	1
	11	39005	(000000-) Pin, Cotter, .094 X 0.75	1
	12	369781	(000000-) Pulley, Cable, 1.5D, Nyl	7
	13	54617	(000000-) Cable, Brake, Service	1
	14	09088	(000000-) Pin,Clevis,0.37 Dia.X 1.00 Lg	2
	15	54400	(000000-) Angle, Cable Keeper	6
	16	222460	(000000-) Spacer, Pulley	6
	17	32969	(000000-) Washer-flt 1.00 Pltd	2
	18	374710	(008958-) Clevis, Adj, 0.38pin, 0.50 - 20	1
	19	71373	(008958-) Clevis Wldt, Adj, .50pin 0.50-20, PI	1
	20	39313	(008958-) Nut, Hex, Std, M12 X 1.75	1
	21	08182	(008958-) Pin, Cotter, .125 X 1.00	1
	22	58078	(008958-) Pin, Clevis, 0.50 D X 1.25l	1
	23	48985	(008958-) Nut, Hex, Jam, .50-20	1
	24	374711	(000000-008957) Kit, Replmt, Connector, Cable, Brake	1

Fig. 33 - Brake Lever and Pedal Group

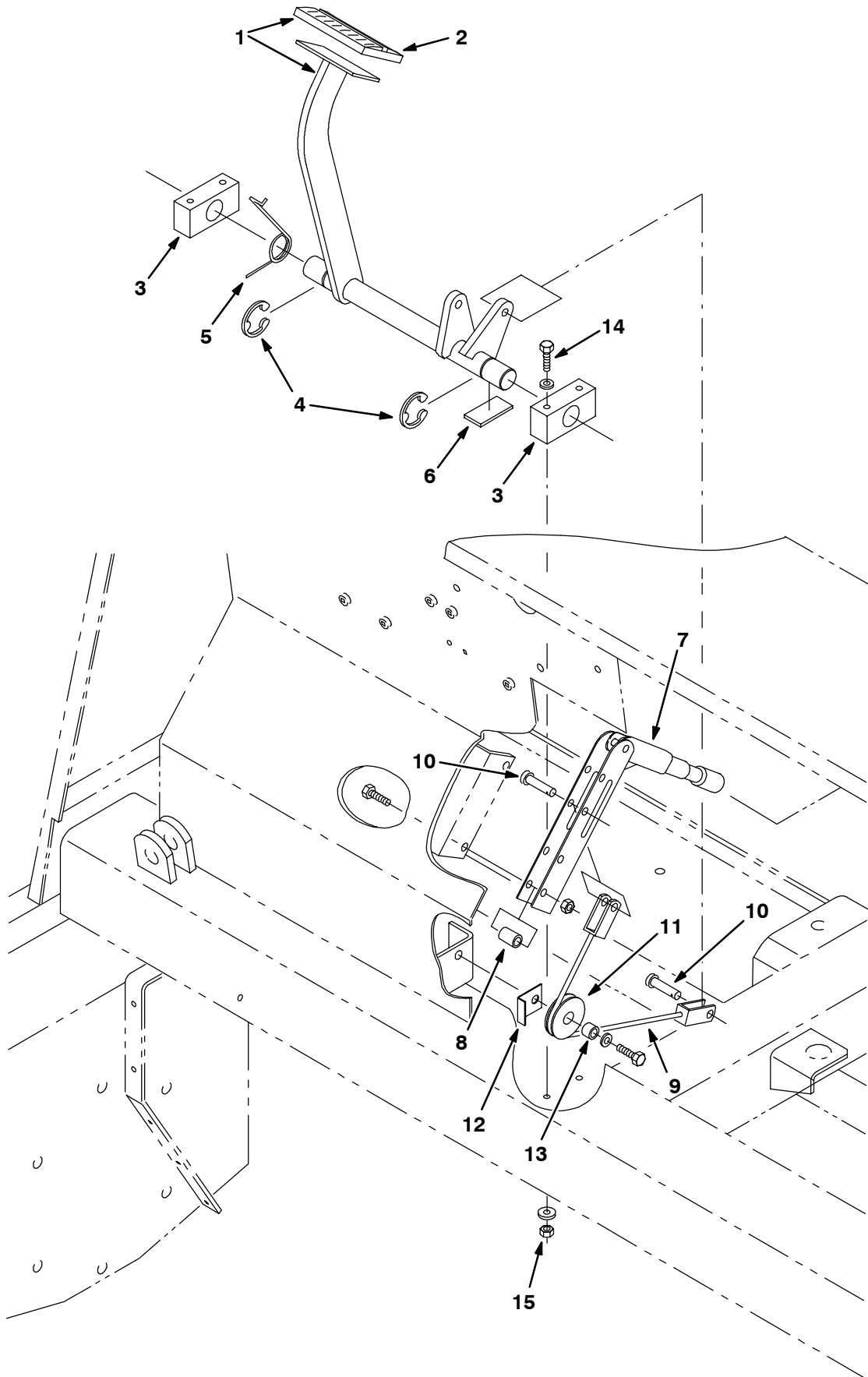


Fig. 33 - Brake Lever and Pedal Group

	Ref.	Tennant Part No.	Machine Serial Number	Description	Qty.
▽	1	72132	(000000-) Shaft Wldt, Brake w/pad	1
▲	2	51109	(000000-) Pad	1
	3	86751	(000000-) Brg, Brake	2
	4	23788	(000000-) Ring-Retain, Ex, 0.98OD, E-Ring	2
	5	54607	(000000-) Spring, Torsion	1
	6	69933	(000000-) Pad, Rubber	1
	7	51545	(000000-) Lever, Brake	1
	8	51562	(000000-) Sleeve, .344B .50D .81 Cr.Anc	2
	9	54616	(000000-) Cable, Parking Brake	1
	10	86240	(000000-) Pin Clevis .375 Dia X 1.13 Lg	2
	11	369781	(000000-) Pulley, Cable, 1.5D, Nyl	1
	12	54400	(000000-) Angle, Cable Keeper	1
	13	222460	(000000-) Spacer, Pulley	1
	14	58979	(000000-) Scr-Hexss M6 x 1.0	4
	15	08712	(000000-) Nut-Hxlocnyln M6 x 1.0 Regss	4

Fig. 34 - Directional Pedal Group

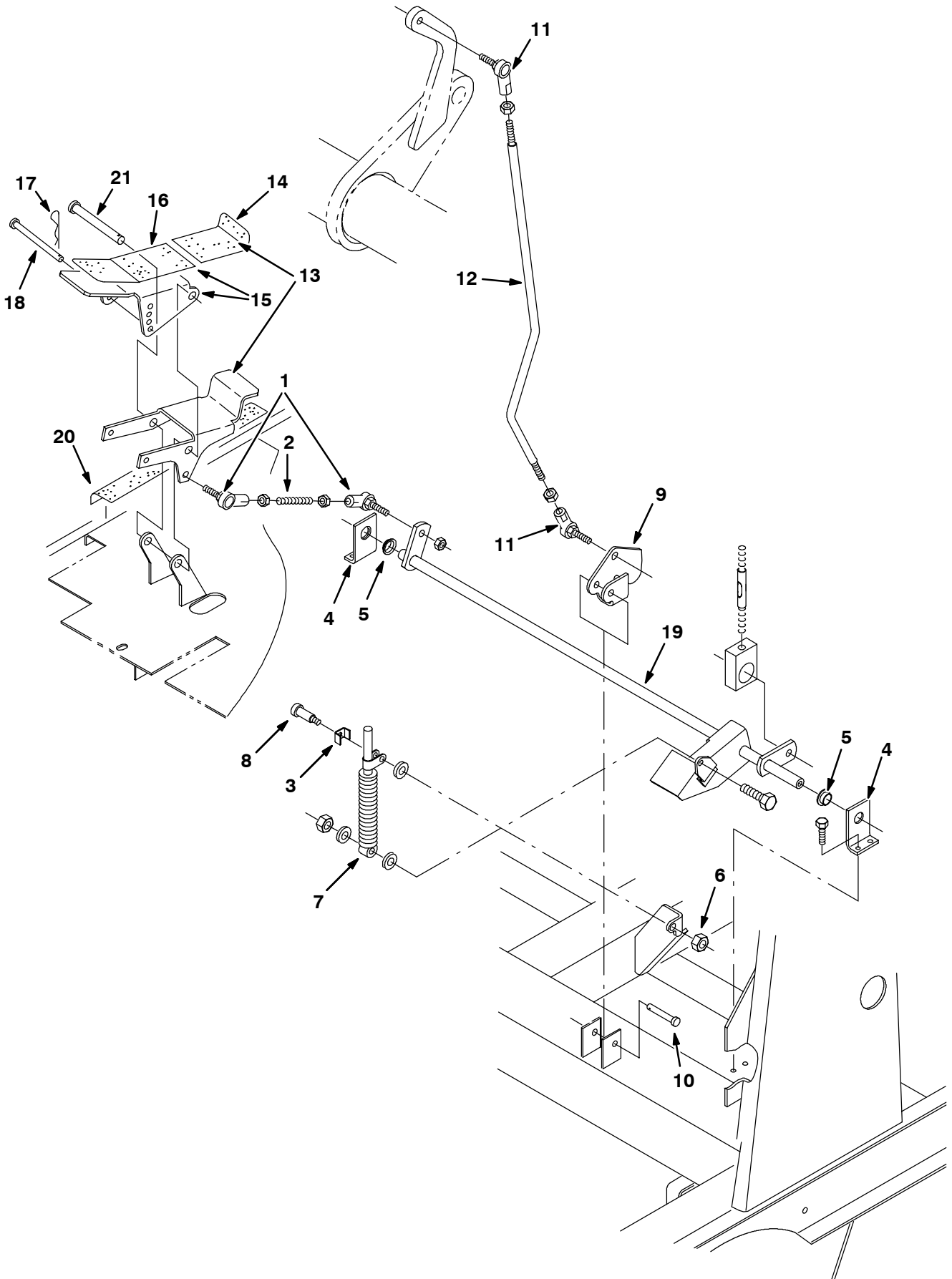


Fig. 34 - Directional Pedal Group

Ref.	Tennant Part No.	Machine Serial Number	Description	Qty.	
1	05686	(000000-) Rod-End M10X1.5 W/Stud	2	
2	54996	(000000-) Rod, Adjusting	1	
3	84170	(000000-) Bracket, Retainer	1	
4	53927	(000000-) Bracket Sppt, Control Rod	2	
5	04843	(000000-) Bearing, Flange .625 Bore	2	
6	75934	(000000-) Nut-Hxlocnyln .25-20 Thin Pltd	2	
7	73411	(000000-) Shock Absorber	1	
8	16213	(000000-) Scr-Shld .312Dx1.00L .25-20	1	
9	379732	(000000-) Bracket, Speed Limiter	1	
10	51813	(000000-) Pin,Clevis,0.37 Dia.X 2.12 Lg	1	
11	05686	(000000-) Rod-End M10X1.5 W/Stud	2	
12	374520	(000000-) Rod, Speed Limiter, Adjusting, Rh	1	
▽	13	72130	(000000-) Pedal, Propel,Adjustable,Lower w/tread	1
▲	14	75430	(000000-) Pad, Tread	1
▽	15	72131	(000000-) Pedal, Propel,Adjustable,Upper w/tread	1
▲	16	75430	(000000-) Pad, Tread	1
17	44906	(000000-) Pin, Hair Cotter	1	
18	59672	(000000-) Pin, Clevis .31 Dia X 4.50 Lg	1	
19	74475	(000000-) Rod Weldt, Drive Linkage	1	
20	75430	(000000-) Pad, Tread	1	
21	59668	(000000-) Pin, Clevis .50 Dia X 4.50 Lg	1	

Fig. 35 - Hydraulic Pump Linkage Group

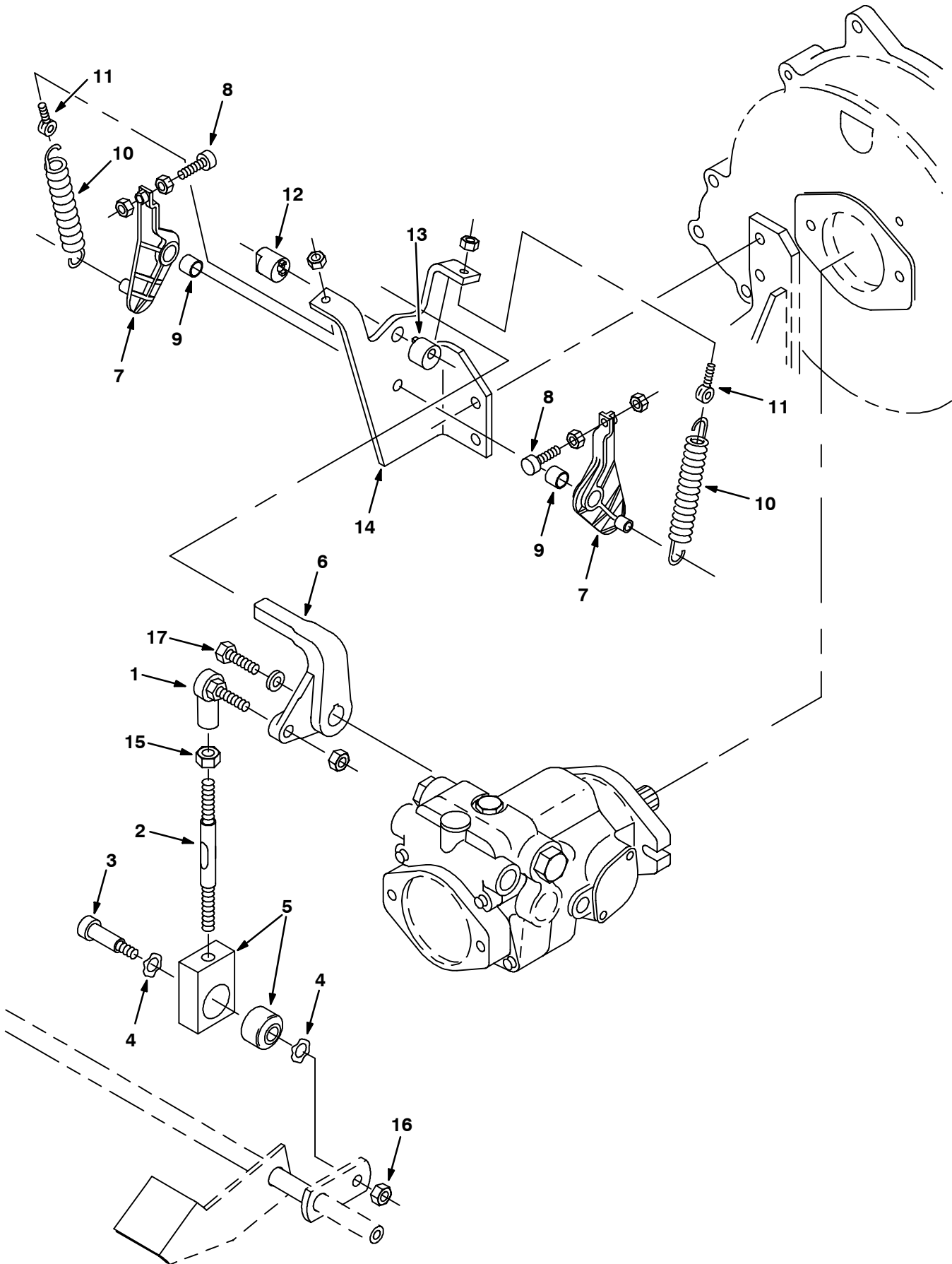


Fig. 35 - Hydraulic Pump Linkage Group

Ref.	Tennant Part No.	Machine Serial Number	Description	Qty.
1	05686	(000000-) Rod-End M10X1.5 W/Stud	1
2	54015	(000000-) Rod, Adjusting	1
3	86791	(000000-) Scr-Shld .500Dx1.25L .38-16	1
4	52508	(000000-) Washer-Wavy Spring,#Ww-381-&-8	2
5	54997	(000000-) Bracket Assy, Isolator	1
6	54999	(000000-) Arm, Control, Pintle	1
7	53953	(000000-) Arm	2
8	54205	(000000-) Bumper, Threaded	2
9	63234	(000000-) Sleeve, Bearing	2
10	11842	(000000-) Sprng,Tens,0.75Odx.12Wire 3.4L	2
11	48079	(000000-) Bolt-Eye, .25-20Th .25B 1.4L	2
12	53947	(000000-) Cam	1
13	54655	(000000-) Cam	1
14	53950	(000000-) Bracket, Propel	1
15	09775	(000000-) Nut-Hx Stdss M10x1.5 Left	1
16	36643	(000000-) Nut-Hxlocnyln .38-16 Thin Pltd	1
17	50045	(000000-) Scr-Hex .31-24x0.62 Pltd	1

Fig. 36 - Hopper Group

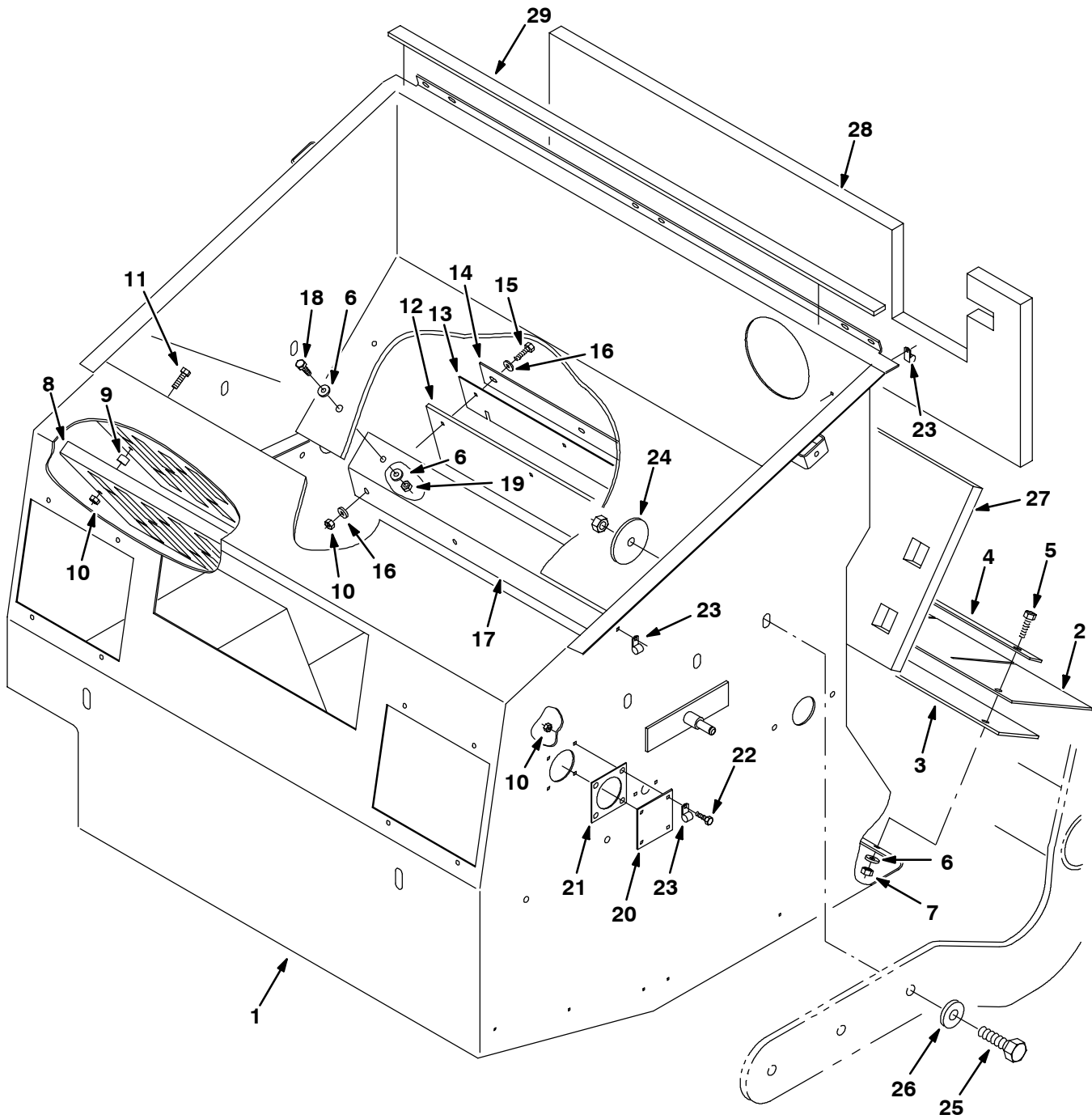


Fig. 36 - Hopper Group

Ref.	Tennant Part No.	Machine Serial Number	Description	Qty.
1	379535	(000000-) Hopper Wldt	1
2	59680	(000000-) Skirt, Lip	1
3	59681	(000000-) Skirt, Lip	1
4	55890	(000000-) Strap, Main Lip	1
5	09010	(000000-) Screw, Hex, M08-1.25 X 25, Ss	5
6	01685	(000000-) Washer, Flat, .31 Ss	8
7	08713	(000000-) Nut, Hex, Lock, M08-1.25, NI, Ss	5
8	55021	(000000-) Filter, Dust, Panel, Perma Filter	1
9	82483	(000000-) Tube	2
10	08712	(000000-) Nut, Hex, Lock, M06-1.0, NI, Ss	12
11	33930	(000000-) Screw, Hex, M06-1.0 X 40, Ss	2
12	58103	(000000-) Seal	1
13	59105	(000000-) Seal	1
14	55884	(000000-) Strap	1
15	09007	(000000-) Screw, Hex, M06-1.0 X 25, Ss	6
16	01684	(000000-) Washer, Flat, .25 Ss	12
17	55879	(000000-) Angle	1
18	09740	(000000-) Screw, Hex, M08-1.25 X 20, Ss	3
19	07791	(000000-) Nut, Hex, Flange, M08-1.25	3
20	59189	(000000-) Plate	1
21	55965	(000000-) Seal	1
22	15678	(000000-) Screw, Hex, M06-1.0 X 16, Ss	4
23	40678	(000000-) Clamp, Cable	3
24	72159	(000000-) Washer, .562b 3.03 D .25hr	6
25	69972	(000000-) Screw, Hex, M12-1.75 X 40, 10.9	6
26	36328	(000000-) Washer, Belleville, .50	6
27	59814	(000000-) Insulation, Acoustic, Hopper	1
28	59821	(000000-) Insulation, Acoustic, Hopper	1
29	379785	(000000-) Seal, Foam Rubber	1

Fig. 37 - Hopper Dump Door Group

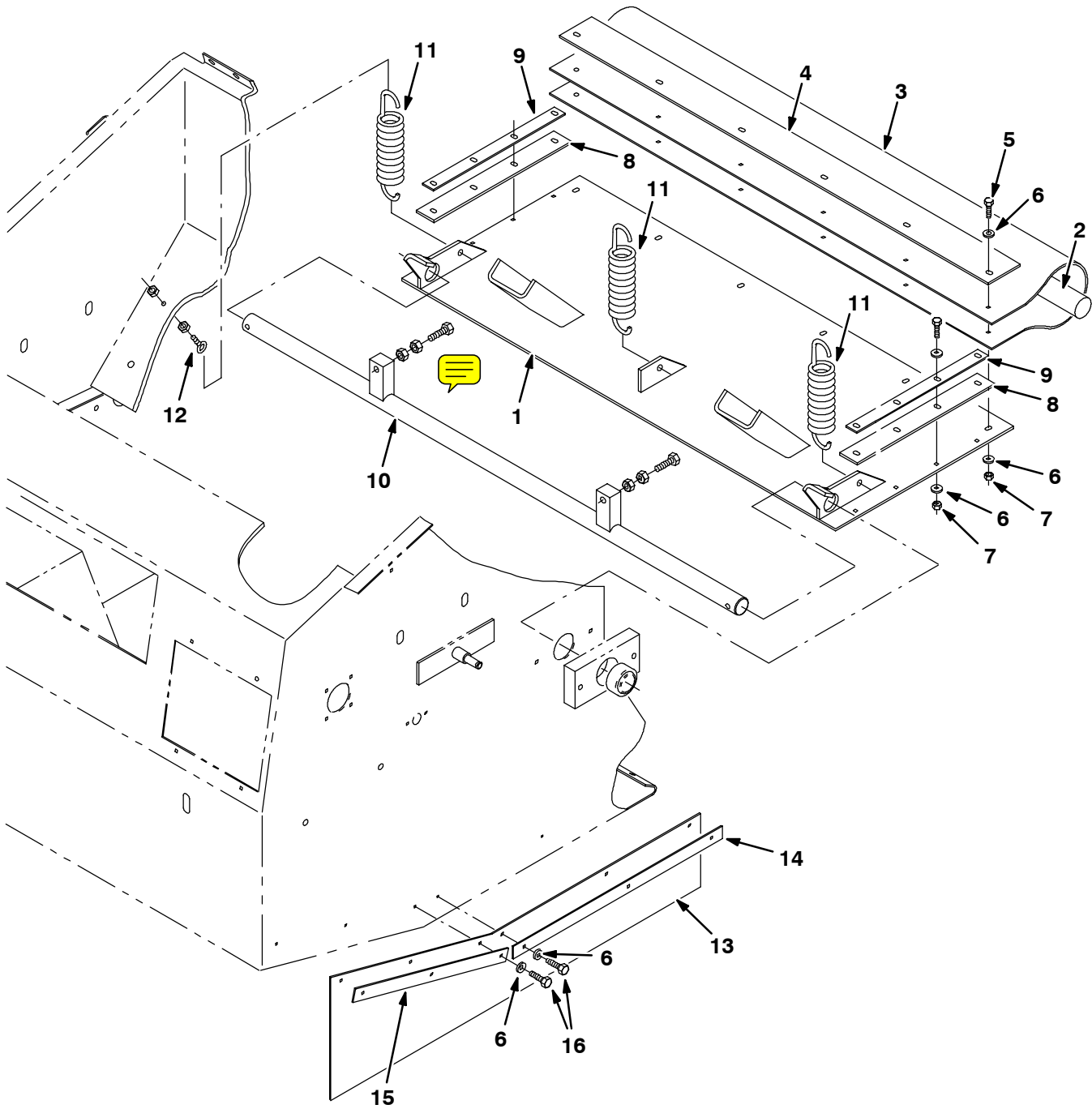


Fig. 37 - Hopper Dump Door Group

Ref.	Tennant Part No.	Machine Serial Number	Description	Qty.
1	374507	(000000-) Door Wldt, Dump	1
2	55864	(000000-) Cord, Sponge	1
3	59685	(000000-) Seal	1
4	59686	(000000-) Strap	1
5	09007	(000000-) Screw, Hex, M06-1.0 X 25, Ss	14
6	01684	(000000-) Washer, Flat, .25 Ss	34
7	08712	(000000-) Nut, Hex, Lock, M06-1.0, NI,Ss	14
8	59687	(000000-) Seal	2
9	59688	(000000-) Strap	2
10	55889	(000000-) Rod	1
11	55892	(000000-) Spring, Tension	3
12	11893	(000000-) Bolt, Eye, .25-20x1.5x .56 Eye	3
13	54089	(000000-) Skirt	1
14	54013	(000000-) Plate, Retainer	1
15	54014	(000000-) Plate, Retainer	1
16	12459	(000000-) Screw, Hex, Fmg, M06-1.0 X 20	6

Fig. 38 - Hopper Cylinder and Dust Door Group

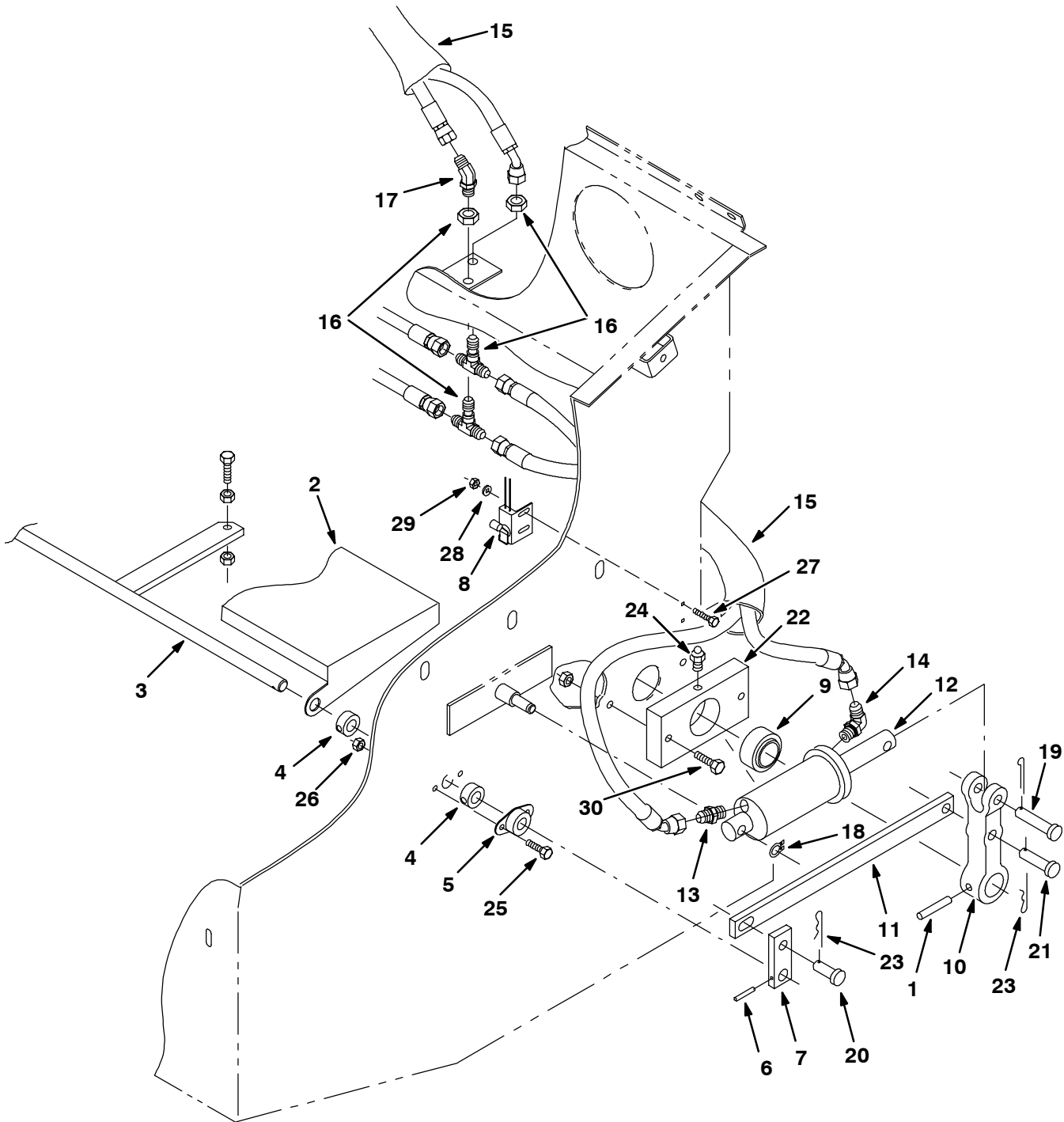


Fig. 38 - Hopper Cylinder and Dust Door Group

Ref.	Tennant Part No.	Machine Serial Number	Description	Qty.
1	51317	(000000-) Pin,Roll,.38Odx2.00L,.375/.382	2
2	53910	(000000-) Door, Dust	1
3	53915	(000000-) Rod Wldt	1
4	34725	(000000-) Collar, Locking	4
5	34096	(000000-) Bearing-Flange,2 Hole .625Bore	2
6	26103	(000000-) Pin,Roll,.18Odx1.25L,.187/.192	2
7	59966	(000000-) Bar, Link	2
8	59965	(000000-) Switch Assy, Roller	1
9	42120-1	(000000-) Bearing-Self Align 1.250 Bore	2
10	78787	(000000-) Yoke, Pivot, Machining	2
11	55893	(000000-) Bar, Link	2
12	54096	(000000-) Cylinder-Hyd,2.0X 4.0Da2500Psi	2
13	55586	(000000-) Ftg-Hyd Str Jm04/Om04	2
14	77097	(000000-) Ftg-Hyd E90 Jm04/Om04	2
15	87677	(000000-) Sleeve-Nyln #20 20.0L	3
16	34392	(000000-) Ftg-Hyd Tee Jm04Jmbjm	2
17	68441	(000000-) Ftg-Hyd E45 Jm04/Jf04	1
18	23524	(000000-) Ring,Retain,Ex,0.50Od,Selflock	2
19	11211	(000000-) Pin,Clevis,0.50 Dia.X 2.25 Lg	2
20	58078	(000000-) Pin,Clevis,0.50 Dia.X 1.25 Lg	2
21	51534	(000000-) Pin,Clevis,0.50 Dia.X 2.00 Lg	2
22	55914	(000000-) Hub, Pivot	2
23	08182	(000000-) Pin, Cotter	4
24	47801	(000000-) Ftg, Grease .25-28Th Strt .63L	2
25	09744	(000000-) Screw, Hex, M06-1.0 X 12, Ss	4
26	08712	(000000-) Nut, Hex, Lock, M06-1.0, NI,Ss	4
27	24199	(000000-) Screw, Hex, M05-0.8 X 16, Ss	2
28	01683	(000000-) Washer, Flat, #10 Ss	2
29	09739	(000000-) Nut, Hex, Lock, M05-0.8, NI,Ss	2
30	09026	(000000-) Screw, Hex, M08-1.25 X 40, Ss	4

Fig. 39 - Hopper Hood and Bumper Group

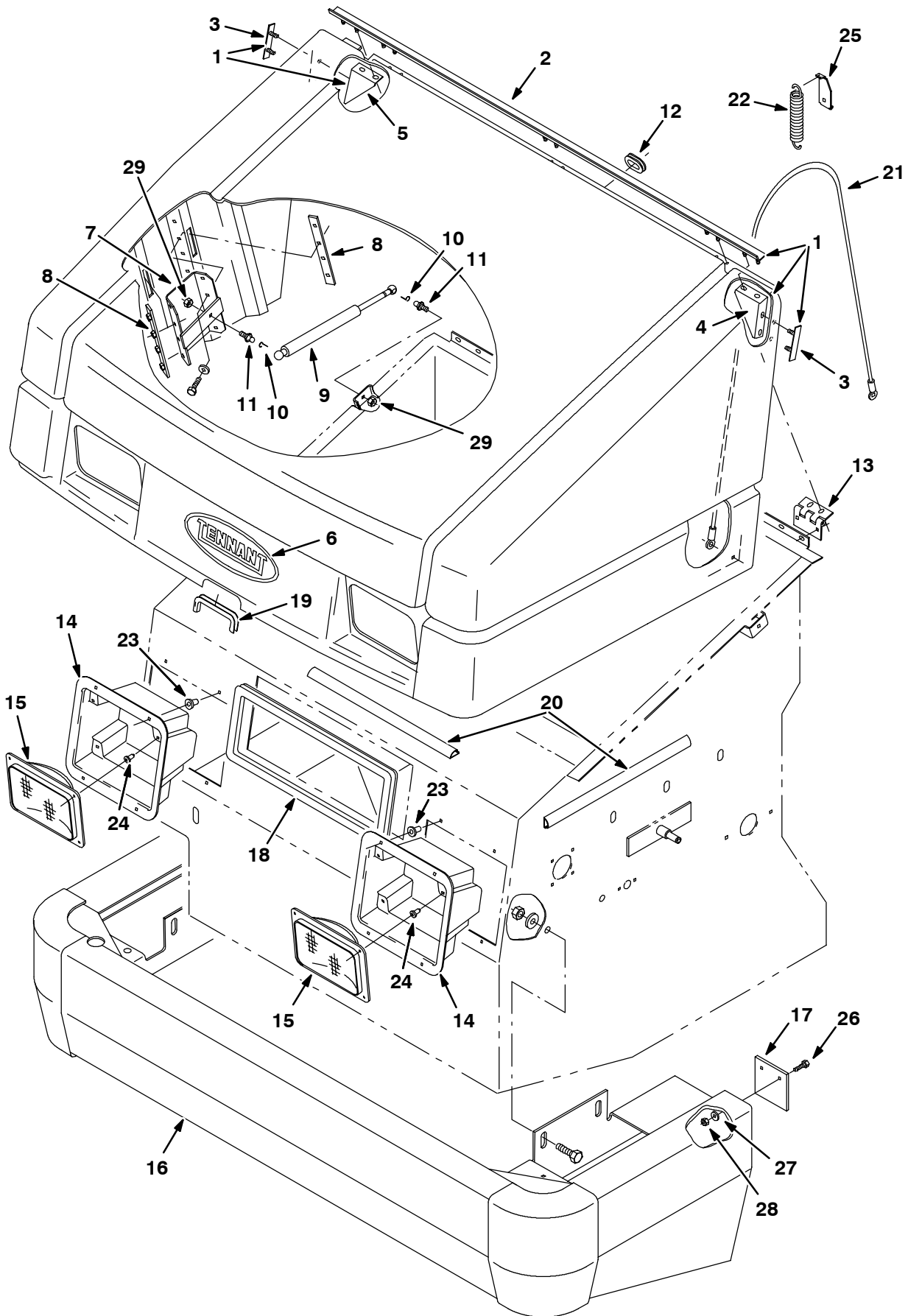


Fig. 39 - Hopper Hood and Bumper Group

Ref.	Tennant Part No.	Machine Serial Number	Description	Qty.
▽ 1	74310	(000000-) Cover, Hopper	1
▲ 2	59442	(000000-) Strip, Mtg, Hinge	1
▲ 3	59738	(000000-) Strip, Mtg, Gusset	2
▲ 4	59737	(000000-) Bracket, Gusset, Corner, Lh	1
▲ 5	59739	(000000-) Bracket, Gusset, Corner, Rh	1
6	17200	(000000-) Label, Tennant Logo- 10.0 Blue	1
7	70185	(000000-) Bracket Wldt, Hpr Cvr Sprng	2
8	70178	(000000-) Plate Wldt, Sprngbrkt Backing	4
9	64535	(000000-) Spring-Gas 120Lb 7.1 Stroke	2
10	64595	(000000-) Clip Safety	4
11	58494	(000000-) Stud, Ball, Gas Spring	4
12	10632-1	(000000-) Grommet,Rbr,1.06ld,For .19Matl	1
13	58500	(000000-) Hinge, Coverhopper	3
14	59004	(000000-) Housing, Headlight	2
15	58524	(000000-) Headlight, 12V.Rect.	2
16	379551	(000000-) Bumper Wldt, Front	1
17	59448	(000000-) Skirt,Bumperstop	2
18	379883	(000000-) Seal, Bulb	1
19	62595-6	(000000-) Molding, Trim 11-14Ga 7.50	1
20	369817	(000000-) Duct, Vinyl (Cut in 2)	1
21	74352	(000000-) Cable, Cover, Safety	1
22	74353	(000000-) Spring, Tension	1
23	72971	(000000-) Rivet, Plastic .325D x .787	8
24	72969	(000000-) Rivet, Plastic .181D x .720	8
25	70193	(000000-) Bracket, Cable Spring	1
26	08716	(000000-) Screw, Hex, M06-1.0 X 20, Ss	4
27	01684	(000000-) Washer, Flat, .25 Ss	4
28	08712	(000000-) Nut, Hex, Lock, M06-1.0, NI,Ss	4
29	01760	(000000-) Nut, Hex, Lock, .31-18, NI	4

Fig. 40 - Filter Box Group

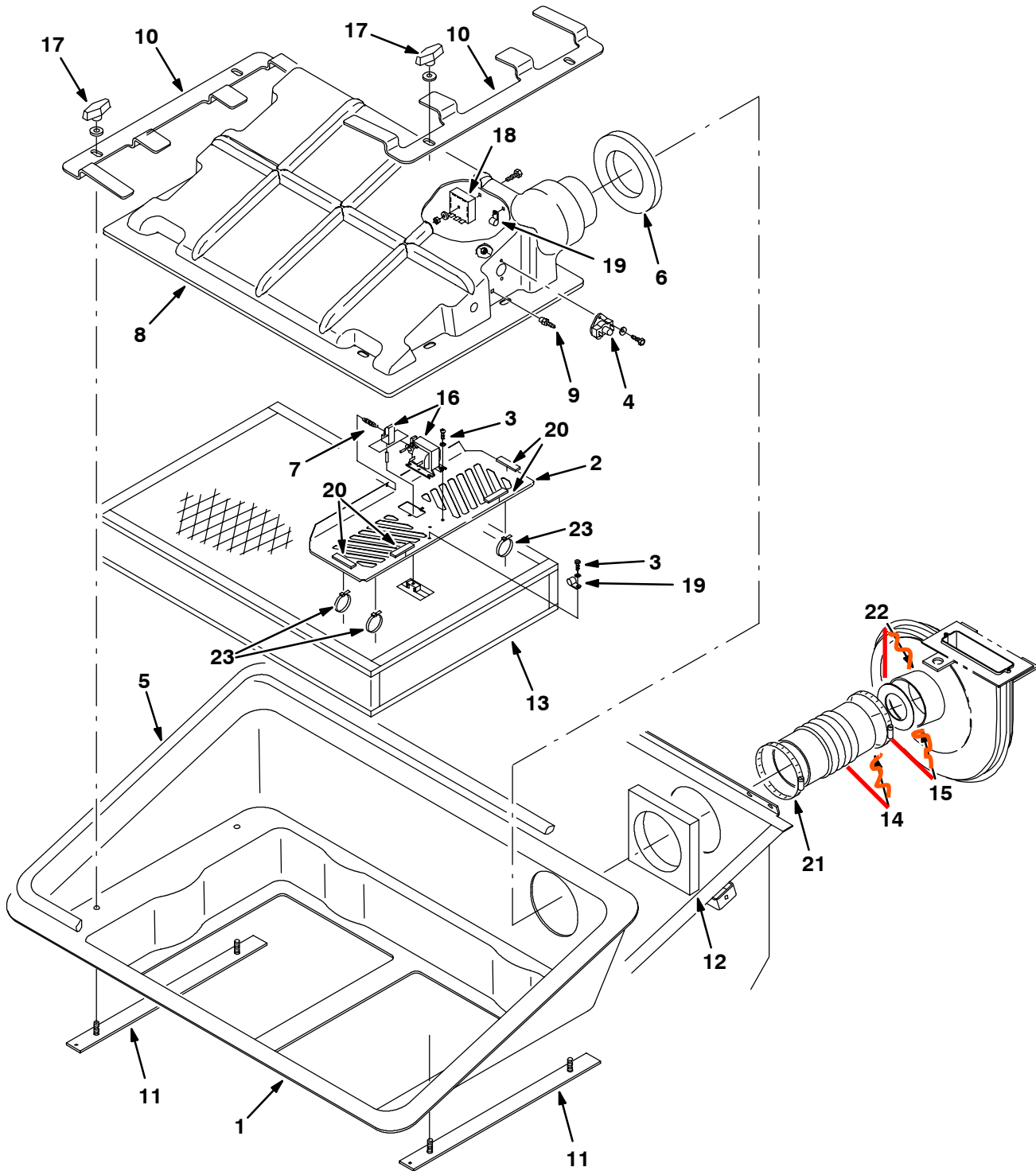


Fig. 40 - Filter Box Group

Ref.	Tennant Part No.	Machine Serial Number	Description	Qty.
1	379558	(000000-) Tray, Filter Carrier	1
2	379555	(000000-) Plate, Panel, Shaker	1
3	49697	(000000-) Screw, Pan, M04-0.7 X 10, Ss	5
4	02712	(000000-) Thermostat	1
5	79425	(000000-) Seal, Bulb, [Sd-0106], 140.00l	1
6	379560	(000000-) Foam, Acoustic, Hopper	1
7	81812	(000000-) Spring	1
8	379556	(000000-) Cover, Filter Panel	1
9	40607	(000000-) Ftg-Brs Str	1
10	379530	(000000-) Bracket, Filter, Hold Down	2
11	379531	(000000-) Bar Wldt, Shaker	2
12	379781	(000000-) Insulation, Foam	1
13	375209	(000000-) Filter Pkg, Dust, Panel, 94plts	1
13	379882	(000000-) Kit, Filter, Synthetic (Option)	1
13	375249	(000000-) Kit, Filter, Surface Load, 98 Plts (Option)	1
14	77320	(000000-) Hose, Vacuum	1
15	23498	(000000-) Clamp, Wormdrive	1
16	379890	(000000-) Solenoid Assy, Filter Shaker, 12V	1
17	04706	(000000-) Handle, Lift, Brush	4
18	379665	(000000-) Module, Shaker, 12V	1
19	26395-2	(000000-) Clamp, Cable	2
20	379822	(000000-) Seal	4
21	379823	(000000-) Clamp, Bridge, 4.0	1
22	379849	(000000-) Restrictor Ring Kit	1
23	49266	(000000-) Tie, Cable, Nyl, 07.3L .19W 1.8 Max D	4

Fig. 41 - Hopper Lift Arms Group

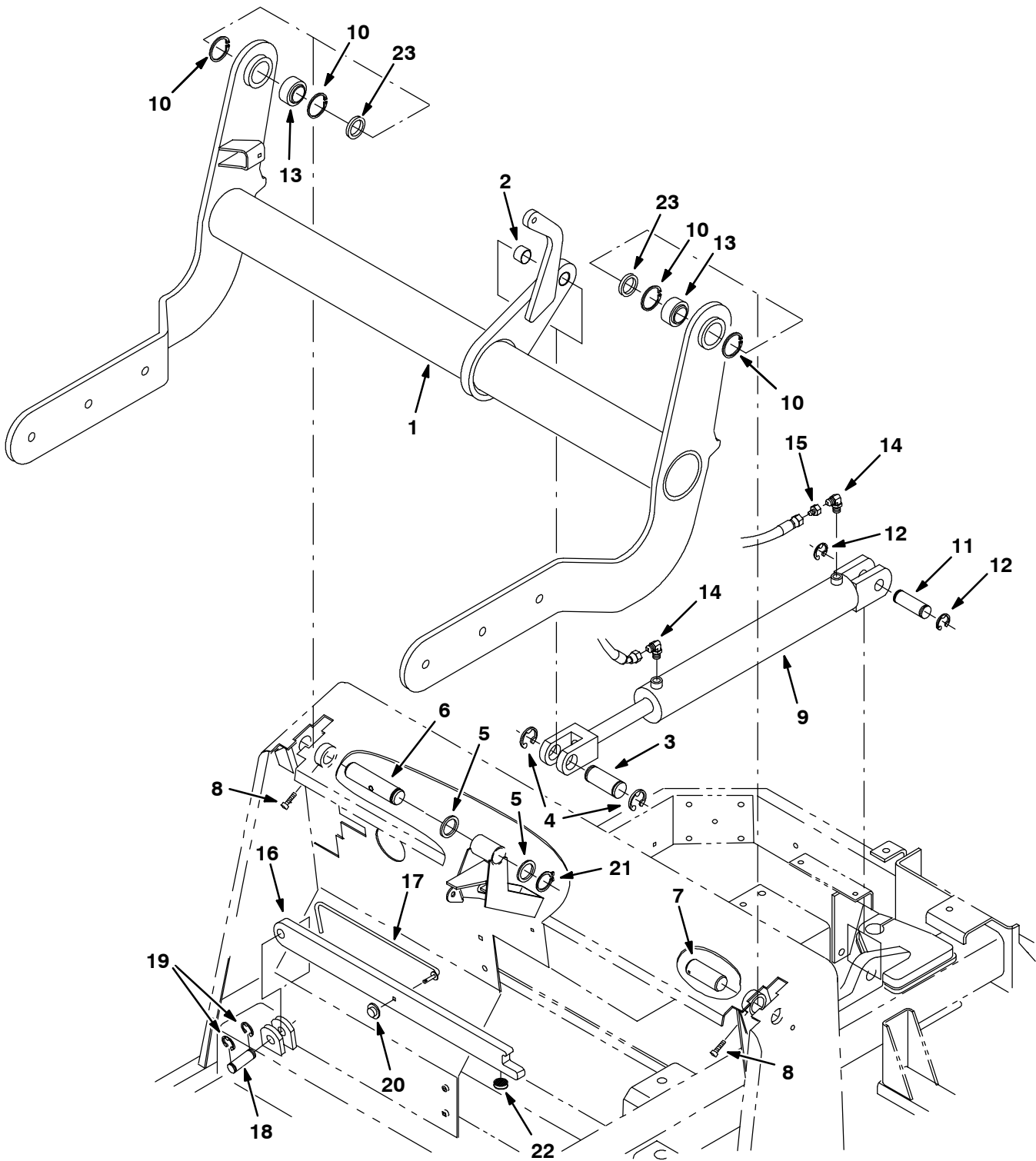


Fig. 41 - Hopper Lift Arms Group

Ref.	Tennant Part No.	Machine Serial Number	Description	Qty.
1	59825	(000000-) Arm Assy, Hopper w/label	1
▽	69908	(000000-) Pin Assy, Clevis, Hopper Lift	1
▲	2 59866	(000000-) Bearing, Journal 1.25 Idx1.0Lg	1
▲	3 59867	(000000-) Pin, Grooved	1
▲	4 59861	(000000-) Ring, Retaining, Ext, 1.25 Dia	2
5	54079	(000000-) Washer, 1.281B 1.75D .08Cr Znc	4
6	55462	(000000-) Pin, Rh	1
7	55463	(000000-) Pin, Lh	1
8	39308	(000000-) Scr Soc M 8X1.25 25	2
9	74419	(000000-) Cylinder-Hyd (See Breakdowns)	1
10	59542	(000000-) Ring, Retaining, Intl, 2.00Dia	4
11	59380	(000000-) Pin-Grvd, 1.00D 3.0L2/ 2.71Btwn	1
12	23788	(000000-) Ring, Retain, Ex, 0.98Od, E-Ring	2
13	42120-1	(000000-) Bearing-Self Align 1.250 Bore	2
14	77097	(000000-) Ftg-Hyd E90 Jm04/Om04	2
15	16455	(000000-) Ftg-Hyd Rst Jm04/.047	1
16	59827	(000000-) Arm Assy, Safety w/label	1
17	58645	(000000-) Handle, Safety Arm	1
18	59842	(000000-) Pin, Arm, Safety	1
19	23788-1	(000000-) Ring, Retaining, Ext, .75 Dia	2
20	59849	(000000-) Nut, Retainer R/.312 Dia	1
21	58359	(000000-) Retaining Ring-External, 1.25D	1
22	16786	(000000-) Bumper, Safety Arm	1
23	70272	(000000-) Washer, 1.281B 1.75Od .31Hrznc	2
23	70271	(000000-) Washer, 1.281B 1.75Od .25Hrznc	2

Fig. 42 - Side Brush Motor and Pivot Group

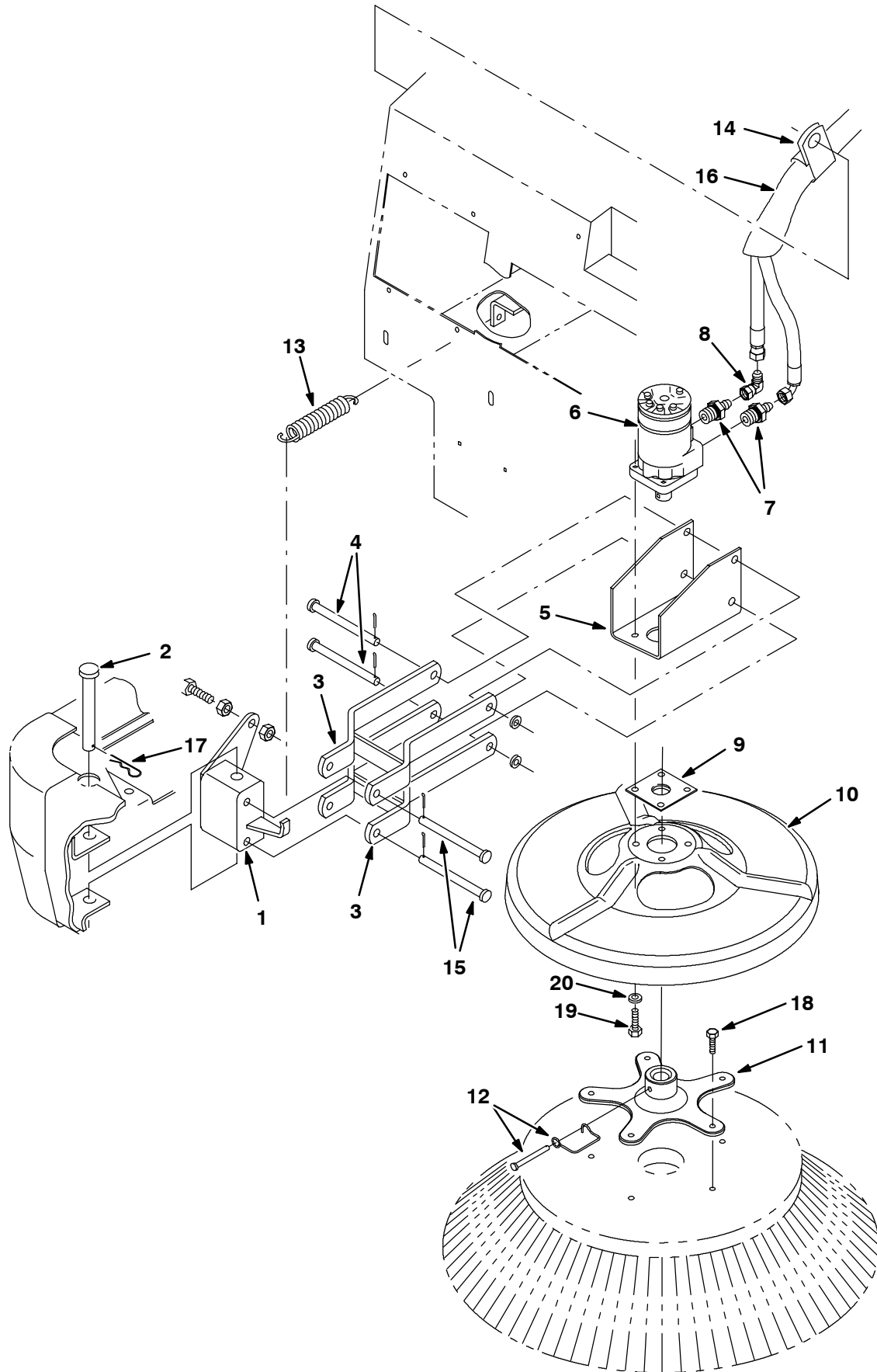


Fig. 42 - Side Brush Motor and Pivot Group

Ref.	Tennant Part No.	Machine Serial Number	Description	Qty.
1	54050	(000000-) Pivot Assy, S Br	1
2	54660	(000000-) Pin, Clevis .75 Dia X 5.5 Lg	1
3	53965	(000000-) Arm Assy, Lift	2
4	51225	(000000-) Pin,Clevis,0.50 Dia.X 5.50 Lg	2
5	379557	(000000-) Bracket, Motor	1
6	379607	(000000-) Motor-Hyd Gear (See Breakdowns)	1
7	47508	(000000-) Ftg-Hyd Str Jm06/Om10	2
8	47504	(000000-) Ftg-Hyd E90 Jm06/Jf06	1
9	16082	(000000-) Guard, String, Brush Motor	1
10	379532	(000000-) Guard, Brush	1
11	379534	(000000-) Hub, Brush Adaptor	1
12	84581	(000000-) Pin Assy, Side Brush W/Clip	1
13	47745	(000000-) Sprng,Tens,1.12Odx.14Wire 6.3L	1
14	53466	(000000-) Clamp, Hose	2
15	51538	(000000-) Pin,Clevis,0.50 Dia.X 5.00 Lg	2
16	75028	(000000-) Sleeve-Nyln #20 65.0L	1
17	02942	(000000-) Pin, Hair Cotter	1
18	39396	(000000-) Screw, Hex, .31-12 X 1.50, Fmg, [Ab]	5
19	46559	(000000-) Screw, Hex, .38-16x1.25, NI	4
20	32492	(000000-) Washer, Flt, .38 Std	4

Fig. 43 - Side Brush Lift Group

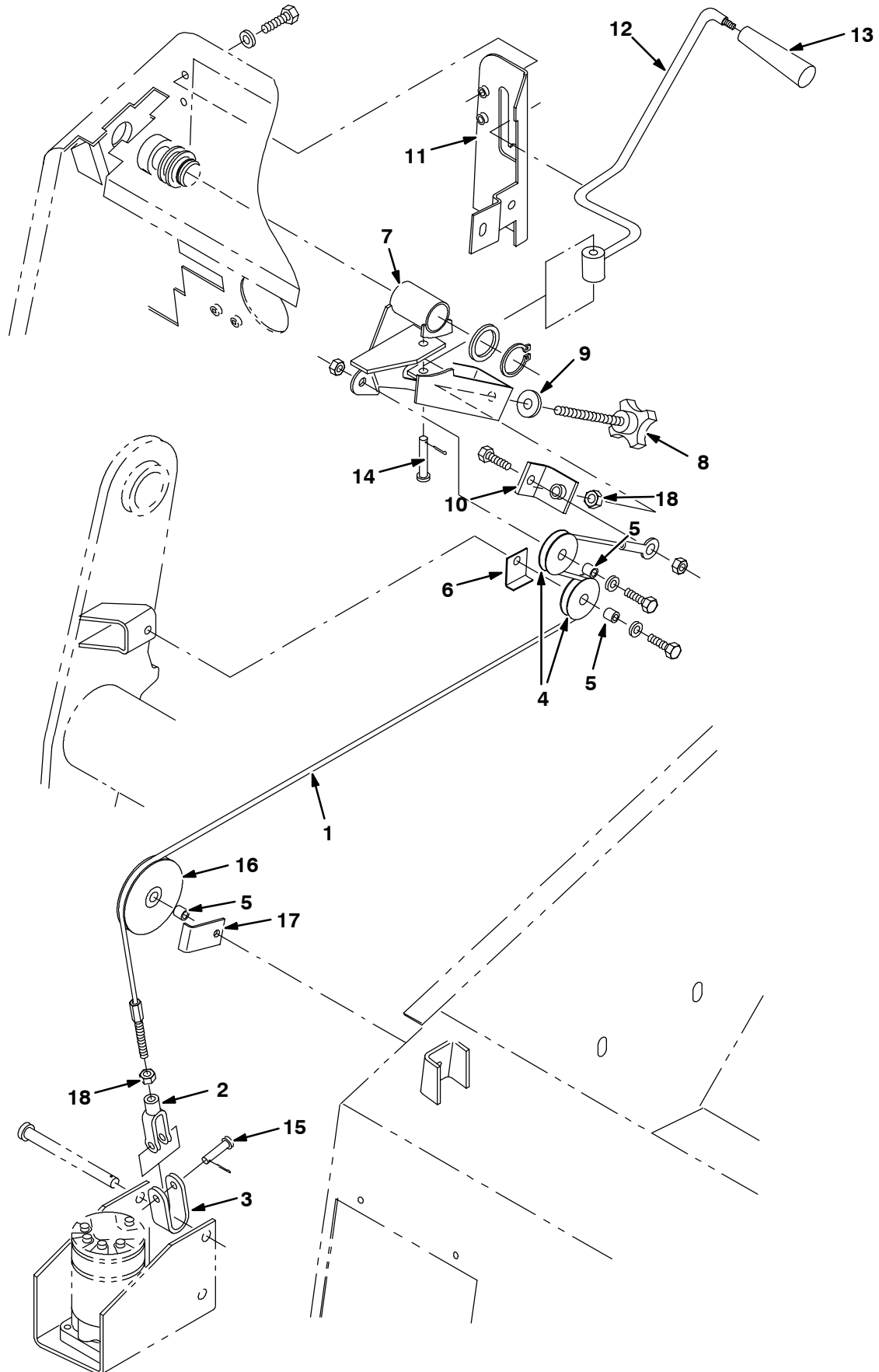


Fig. 43 - Side Brush Lift Group

Ref.	Tennant Part No.	Machine Serial Number	Description	Qty.
1	54934	(000000-) Cable, Lift, S Br	1
2	12267	(000000-) Yoke,End-Adjustable	1
3	59899	(000000-) Bracket, Side Brush	1
4	74391	(000000-) Pulley Assy - Cable, 1.5 Dia	2
5	222460	(000000-) Spacer, Pulley	3
6	54400	(000000-) Angle, Cable Keeper	1
7	374573	(000000-) Bracket, S Br Lift	1
8	54848	(000000-) Knob, Adjusting	1
9	52296	(000000-) Washer, .405B .81D .06Nylon	1
10	56662	(000000-) Bracket	1
11	58872	(000000-) Panel, Support	1
12	56641	(000000-) Lever Wldt, S Br	1
13	54995	(000000-) Knob, Tapered	1
14	29584	(000000-) Pin,Clevis,0.37 Dia.X 2.00 Lg	1
15	29558	(000000-) Pin,Clevis,0.37 Dia.X 1.50 Lg	1
16	379684	(000000-) Pully Assembly 2.75	1
17	379686	(000000-) Angle, Cable Keeper	1
18	32716	(000000-) Nut-Hx Jam M10x1.5 Ss	3

Fig. 44 - Main Brush Lift Group

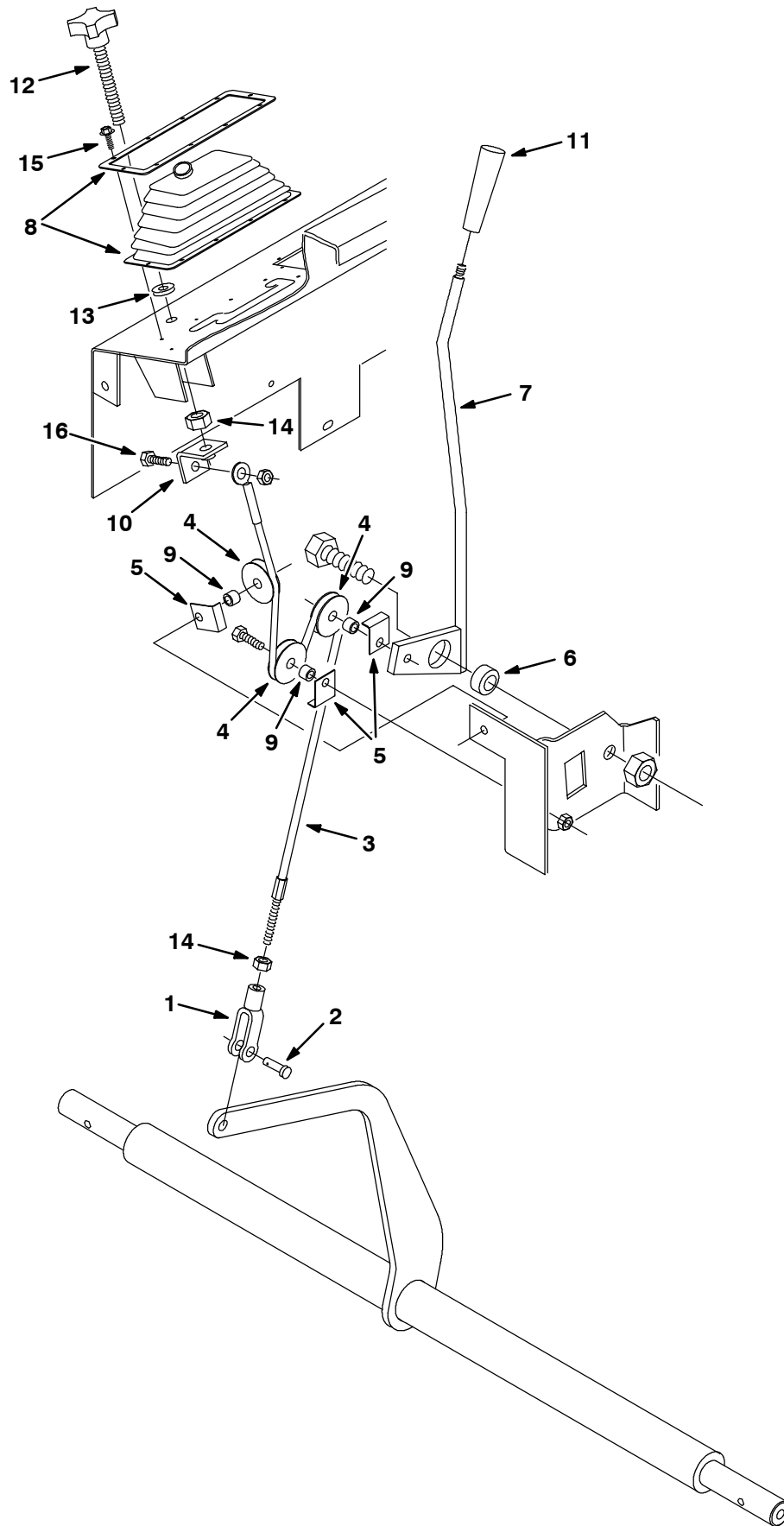


Fig. 44 - Main Brush Lift Group

Ref.	Tennant Part No.	Machine Serial Number	Description	Qty.
1	12267	(000000-) Yoke,End-Adjustable	1
2	86240	(000000-) Pin Clevis .375 Dia X 1.13 Lg	1
3	54840	(000000-) Cable, Lift, M Br	1
4	74391	(000000-) Pulley Assy - Cable, 1.5 Dia	3
5	54400	(000000-) Angle, Cable Keeper	3
6	54663	(000000-) Bearing, Self Aligning	1
7	54118	(000000-) Lever Wldt, M Br	1
8	69903	(000000-) Bellows Assy, Brush Lift	1
9	222460	(000000-) Spacer, Pulley	3
10	56662	(000000-) Bracket	1
11	54995	(000000-) Knob, Tapered	1
12	54848	(000000-) Knob, Adjusting	1
13	52296	(000000-) Washer, .405B .81D .06Nylon	1
14	32716	(000000-) Nut-Hx Jam M10x1.5 Ss	2
15	16944	(000000-) Scr Hxfmgm 4x0.7 Pltd	8
16	09740	(000000-) Scr Hexss M8x1.25	1

Fig. 45 - Main Brush Drive Group

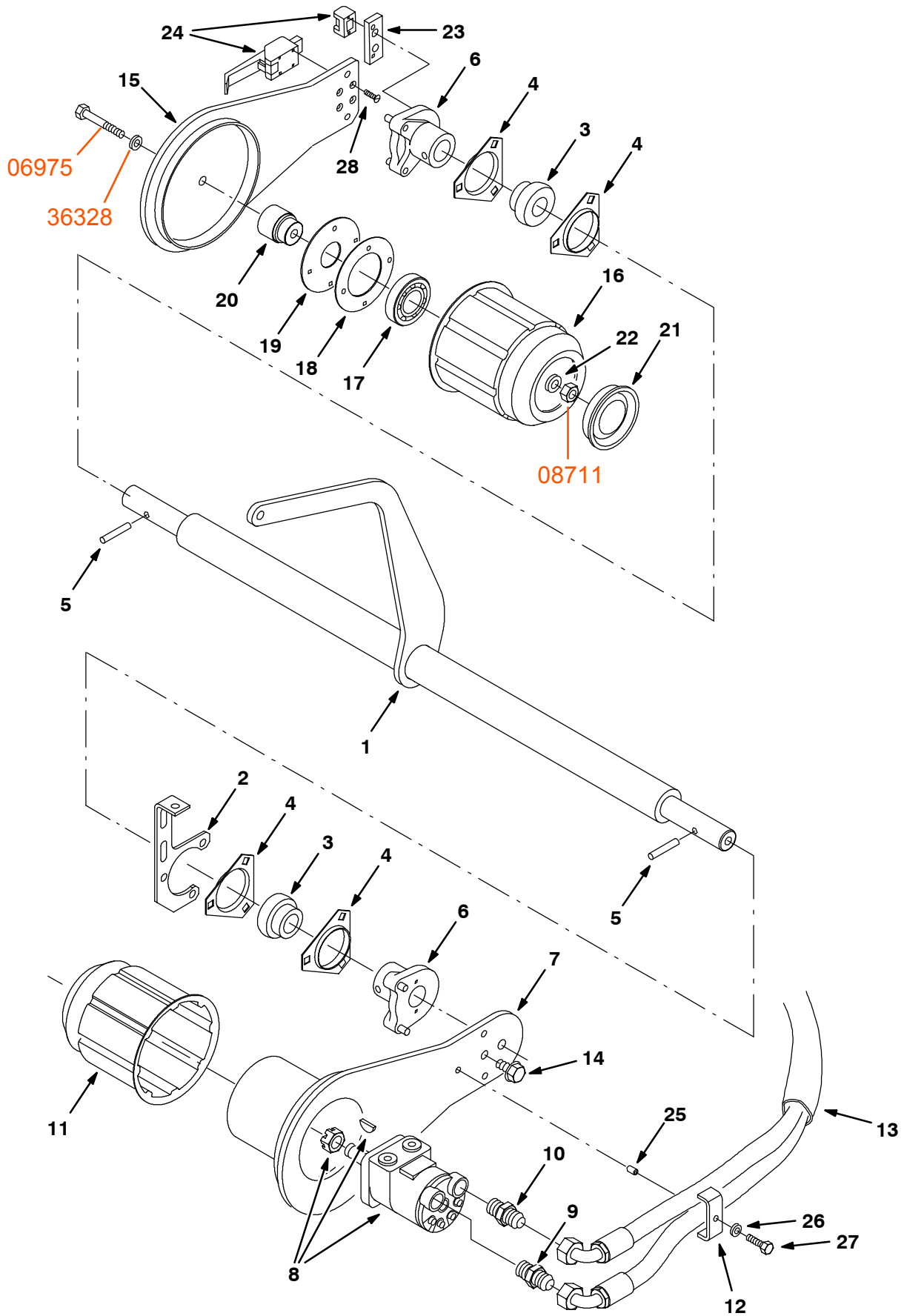


Fig. 45 - Main Brush Drive Group

Ref.	Tennant Part No.	Machine Serial Number	Description	Qty.
1	54693	(000000-) Shaft Wldt, Brush	1
2	54199	(000000-) Plate, Mtg, Main Brush Shaft	1
3	51448	(000000-) Bearing&Clr ,1.25B 2.44D 1.41W	2
4	51449	(000000-) Flange,Brg,3 Hole	4
5	51317	(000000-) Pin,Roll,.38Odx2.00L,.375/.382	2
6	54680	(000000-) Hub Assy, Brush Arm	2
7	13156	(000000-) Arm Wldt, Brush, Lh	1
8	74468	(000000-008247) Motor-Hyd Gear (See Breakdowns)	1
8	379608	(008248-) Motor-Hyd Gear (See Breakdowns)	1
9	44869	(000000-) Ftg-Hyd Str Jm08/Om08	1
10	52402	(000000-) Ftg-Hyd Str Jm06/Om08	1
11	87631	(000000-) Plug Weld, Brush Drive, Sweep	1
12	51715	(000000-) Clamp, Hose	1
13	82831	(000000-) Sleeve-Nyln #24 35.0L	1
14	53985	(000000-) Plug, Thread 1/2-13	1
15	54659	(000000-) Arm Wldt, Idler, W/Brush	1
16	55779	(000000-) Plug Wldt, Idler	1
17	24899	(000000-) Bearing-Ball,1.38B 2.83D 0.67W	1
18	30252	(000000-) Strip, Retainer, Bearing	1
19	30253	(000000-) Plate, Seal	1
20	30251	(000000-) Shaft, Idler	1
21	30255	(000000-) Plug, Tube	1
22	51564	(000000-) Washer, .531B 1.75D .12Cr.Znc	1
23	54204	(000000-) Plate, Mtg, Latch	1
24	54878	(000000-) Latch	1
25	56228	(000000-) Sleeve, .254B .31D .52 Plastc	1
26	01684	(000000-) Washer Flt .25 Ss	1
27	07805	(000000-) Scr Hexss M12x1.75	1
28	15678	(000000-) Scr Hexss M6x1.0	2
	09120		Scr, Flt M5	6

Fig. 46 - Vacuum Fan Group

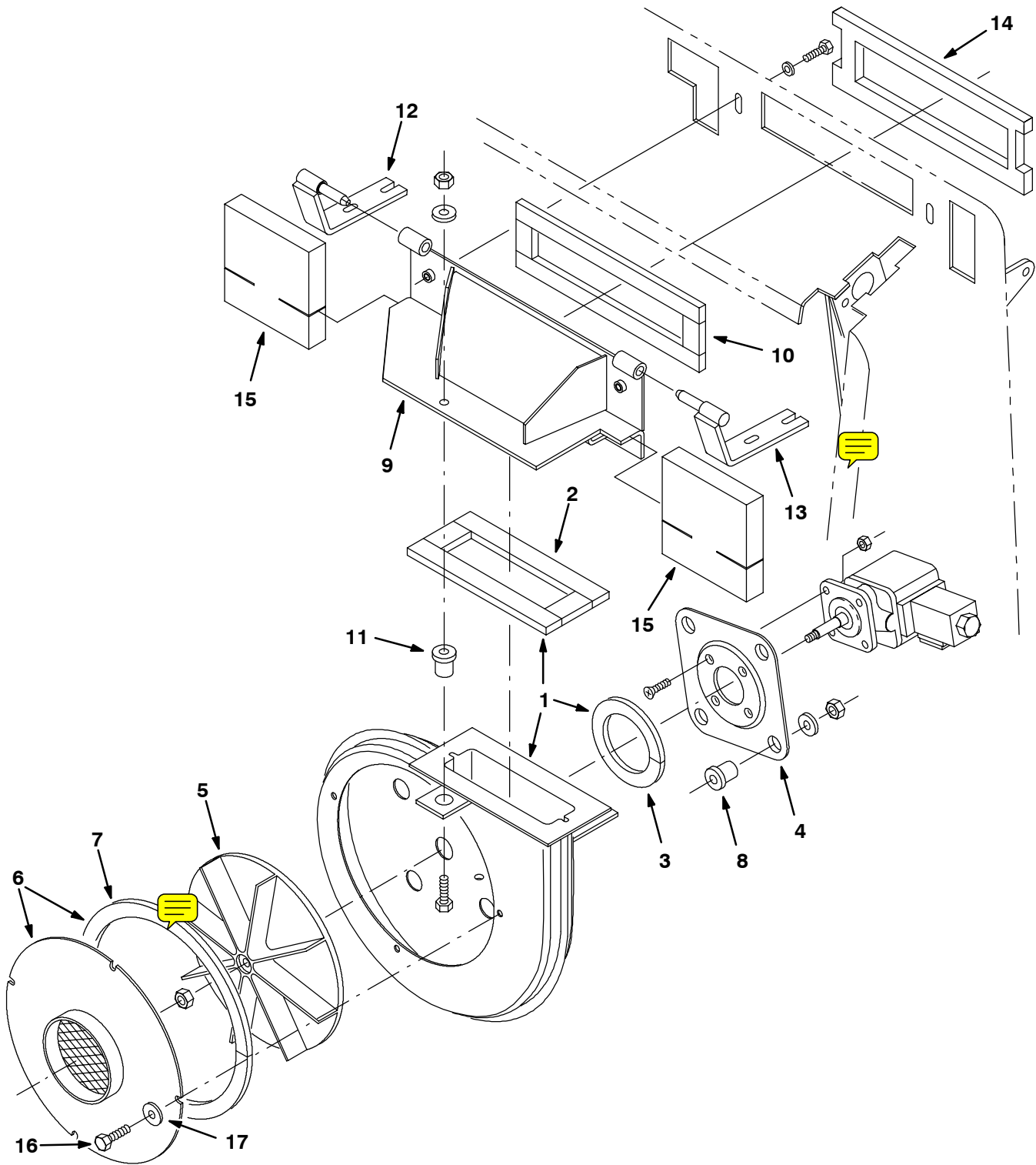
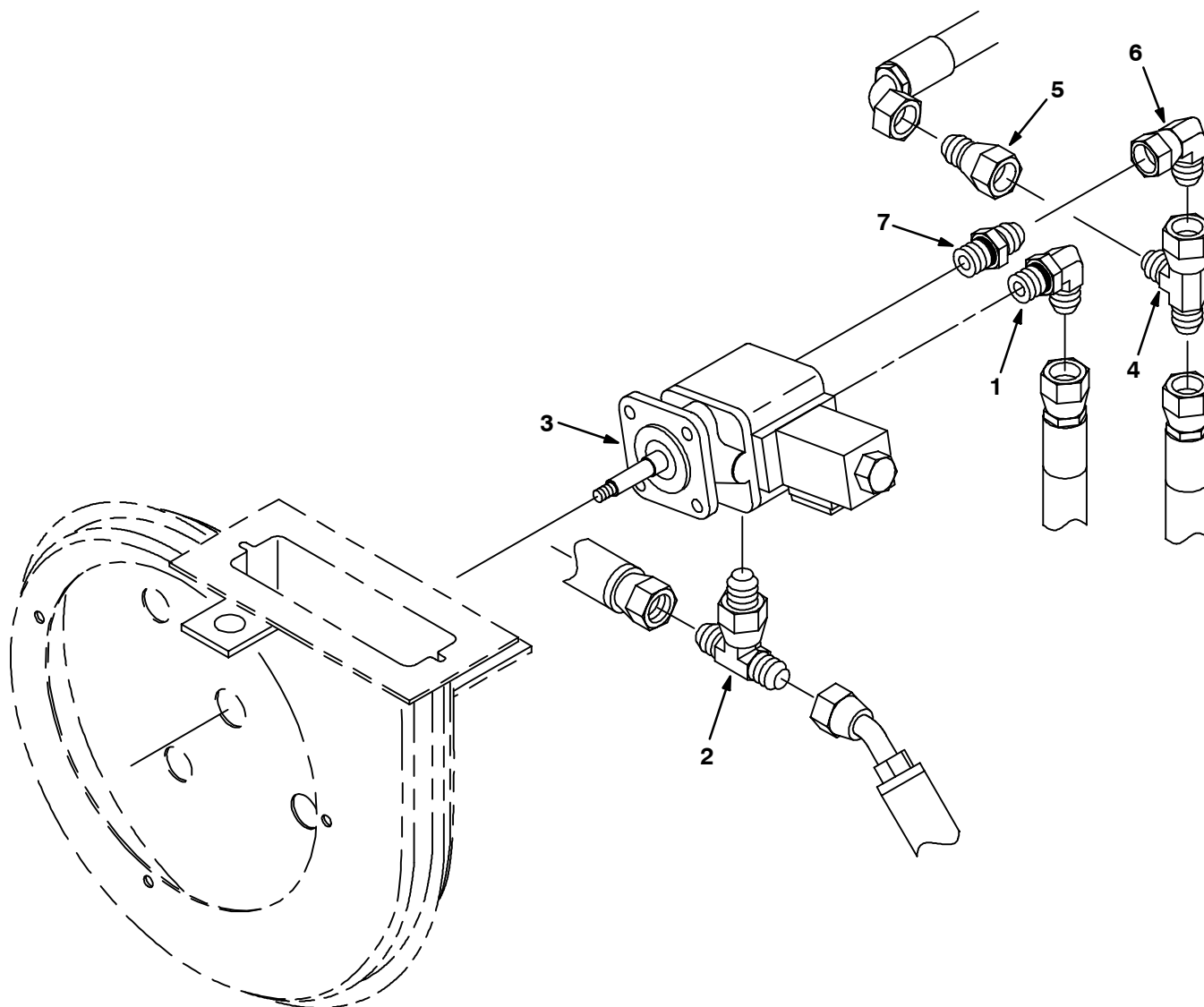


Fig. 46 - Vacuum Fan Group

	Ref.	Tennant Part No.	Machine Serial Number	Description	Qty.
▽	1	72133	(000000-) Fan Wldt, Vac w/gaskets	1
▲	2	59734	(000000-) Seal, Fan, Vac, Outlet	1
▲	3	59967	(000000-) Seal, Fan, Vac, Motor	1
	4	54275A	(000000-) Bracket, Mounting Motor	1
	5	74454	(000000-) Impeller 9.00 Dia.	1
▽	6	59656	(000000-) Fan Wldt, Vac, Inlet w/gasket	1
▲	7	59735	(000000-) Seal, Fan, Vac, Inlet	1
	8	54274	(000000-) Isolator-Vibration,60 Lb.Ratng	4
	9	58540	(000000-) Fan Wldt, Vac, Transition	1
	10	378972	(000000-) Seal, Fan, Vac, Transition	1
	11	59649	(000000-) Isolator, Vibration .37 Dia	1
	12	374504	(000000-) Hinge Wldt, Engine Cover, Rh	1
	13	374505	(000000-) Hinge Wldt, Engine Cover, Lh	1
	14	69990	(000000-) Insulation, Acoustic, Engine Cover	1
	15	66184	(000000-) Seal, Acoustic, Engine Cover	2
	16	34323	(000000-) Scr-Hex .25-20x0.75 Nylonloc	4
	17	41178	(000000-) Washer Flt .25 Fender Pltd	4

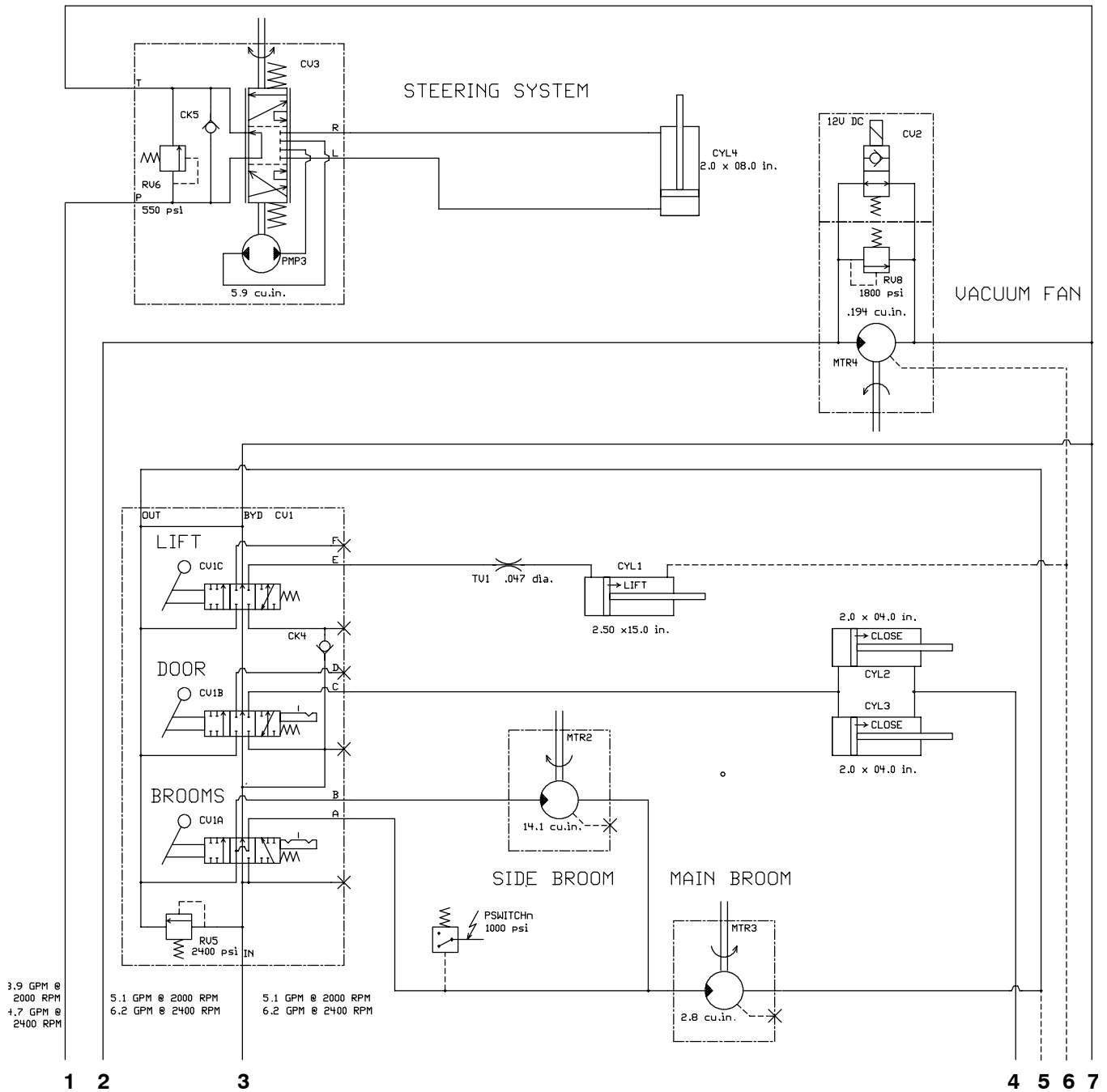
Fig. 47 - Vacuum Fan Motor and Fittings Group



07506 - 6550, IC

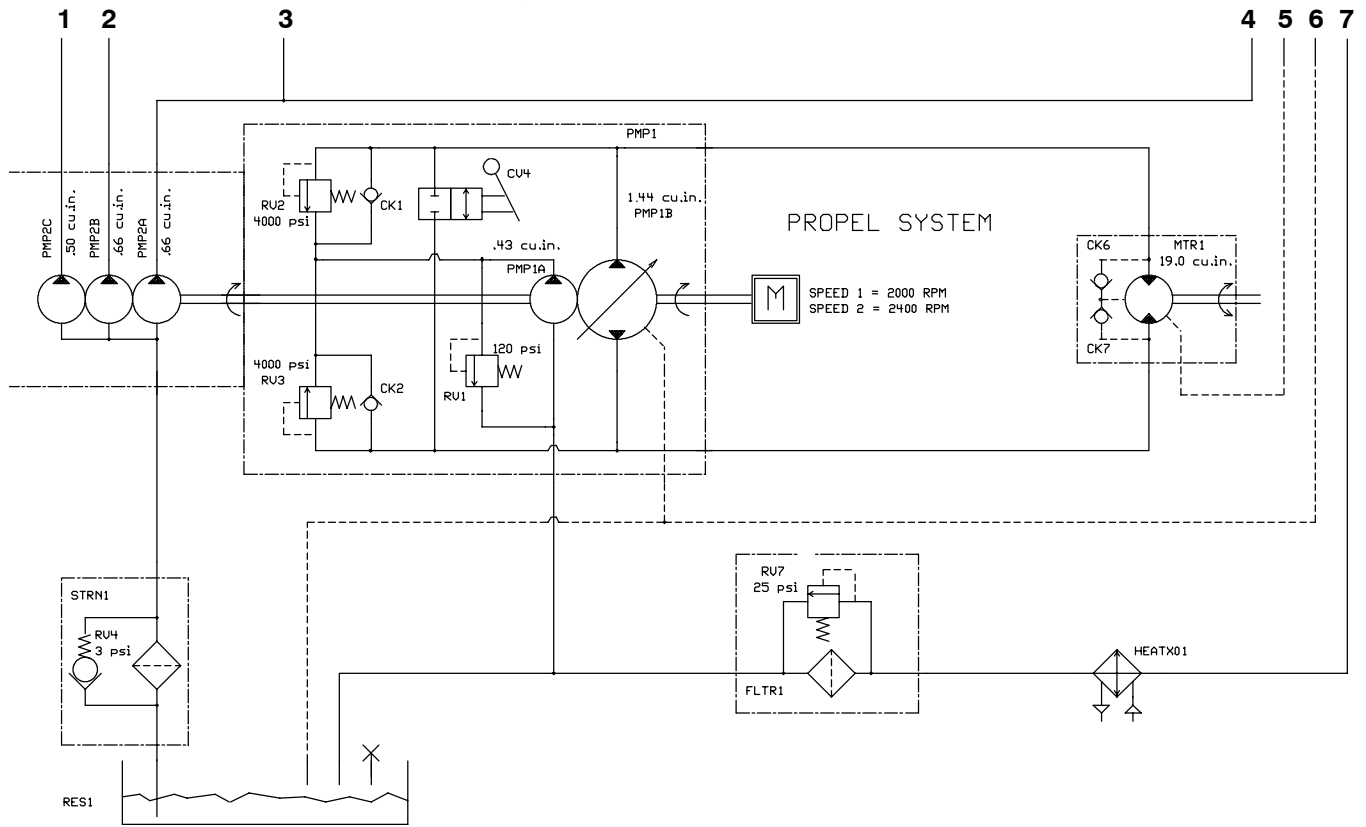
Ref.	Tennant Part No.	Machine Serial Number	Description	Qty.
1	44868	(000000-)	Ftg-Hyd E90 Jm08/Om08	1
2	31599	(000000-)	Ftg-Hyd Tee Jm04Omjm	1
3	53485	(000000-)	Motor-Hyd Gear (See Breakdowns)	1
4	40514	(000000-)	Ftg-Hyd Tee Jm12JmJf	1
5	59975	(000000-)	Ftg-Hyd Str Jm10/Jf12	1
6	35033	(000000-)	Ftg-Hyd E90 Jm12/Jf12	1
7	62390	(000000-)	Ftg-Hyd Str Jm12/Om08	1

Fig. 48 - Hydraulic Schematic



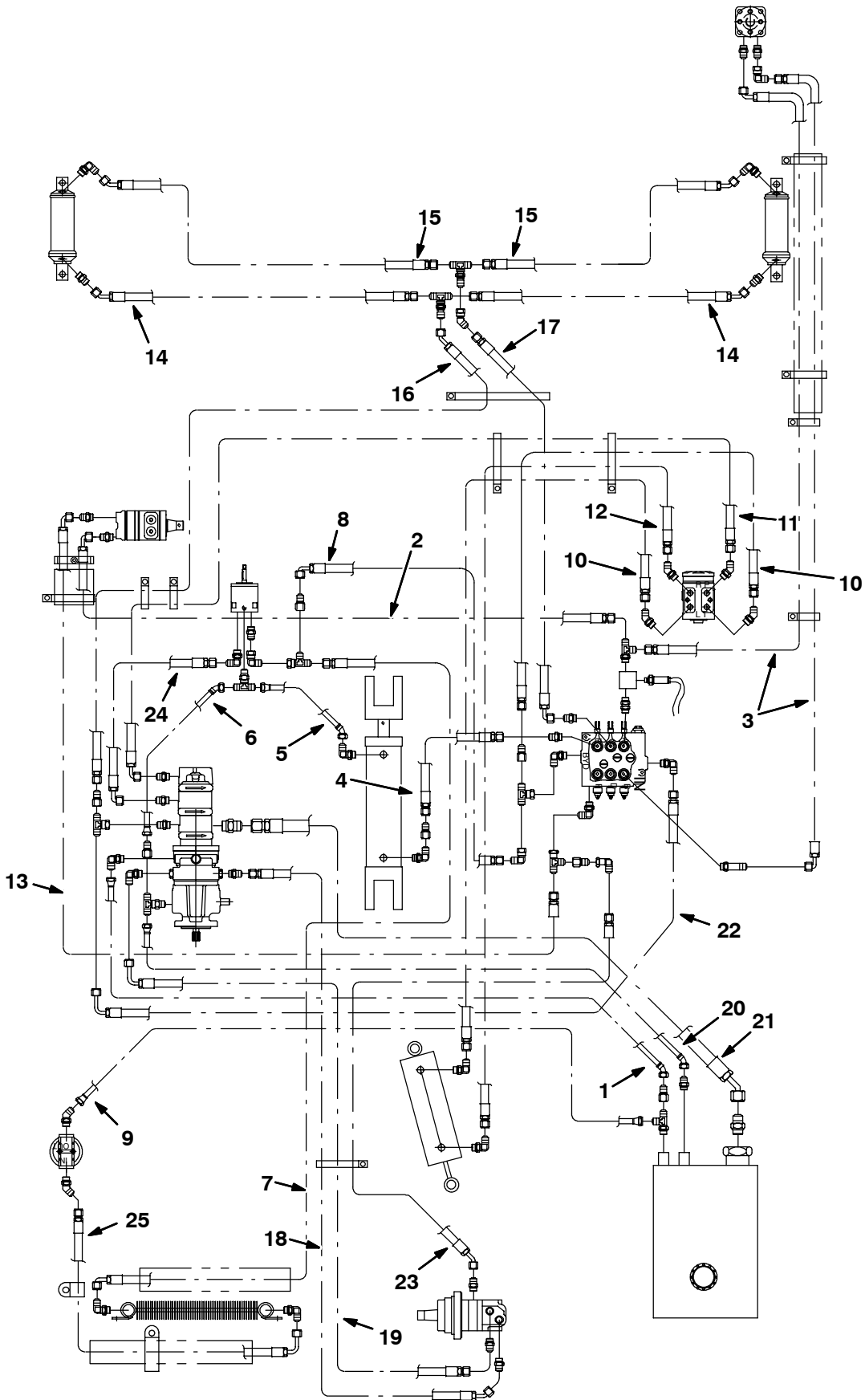
351758 - 6550

Fig. 48 - Hydraulic Schematic



351758 - 6550

Fig. 49 - Hydraulic Hose Group



351758

Fig. 49 - Hydraulic Hose Group

Ref.	Tennant Part No.	Machine Serial Number	Description	Qty.
1	59568	(000000-) Hose-Hyd Low08 Jf/J4	1
2	59560	(000000-) Hose-Hyd Med06 Jf/J9	1
3	02469	(000000-) Hose-Hyd Med06 Jf/J9	2
4	55691	(000000-) Hose-Hyd Med04 Jf/Jf	1
5	59565	(000000-) Hose-Hyd Low04 Jf/J4	1
6	59564	(000000-) Hose-Hyd Low04 Jf/J4	1
7	31719	(000000-) Hose-Hyd Med12 Jf/J9	1
8	59563	(000000-) Hose-Hyd Med10 Jf/J9	1
9	35488	(000000-) Hose-Hyd Low12 Jf/Jf	1
10	62100	(000000-) Hose-Hyd Med06 Jf/Jf	2
11	59561	(000000-) Hose-Hyd Med06 Jf/J9	1
12	62337	(000000-) Hose-Hyd Med06 Jf/Jf	1
13	57487	(000000-) Hose-Hyd Med08 Jf/J9	1
14	57173	(000000-) Hose-Hyd Med04 Jf/J4	2
15	19644	(000000-) Hose-Hyd Med04 Jf/J4	2
16	59581	(000000-) Hose-Hyd Med04 Jf/J4	1
17	59582	(000000-) Hose-Hyd Med04 Jf/J9	1
18	361052	(000000-) Hose-Hyd Med10 Jf/J4	1
19	59575	(000000-) Hose-Hyd Med10 Jf/JI9	1
20	59573	(000000-) Hose-Hyd Low06 Jf/J4	1
21	59572	(000000-) Hose-Hyd Suc20 Jf/J4	1
22	59576	(000000-) Hose-Hyd Med08 Jf/JI9	1
23	59584	(000000-) Hose-Hyd Med04 Jf/J4	1
24	59578	(000000-) Hose-Hyd Med08 Jf/J9	1
25	59303	(000000-) Hose-Hyd Med12 Jf/JI9	1

Fig. 50 - Hydraulic Reservoir Group

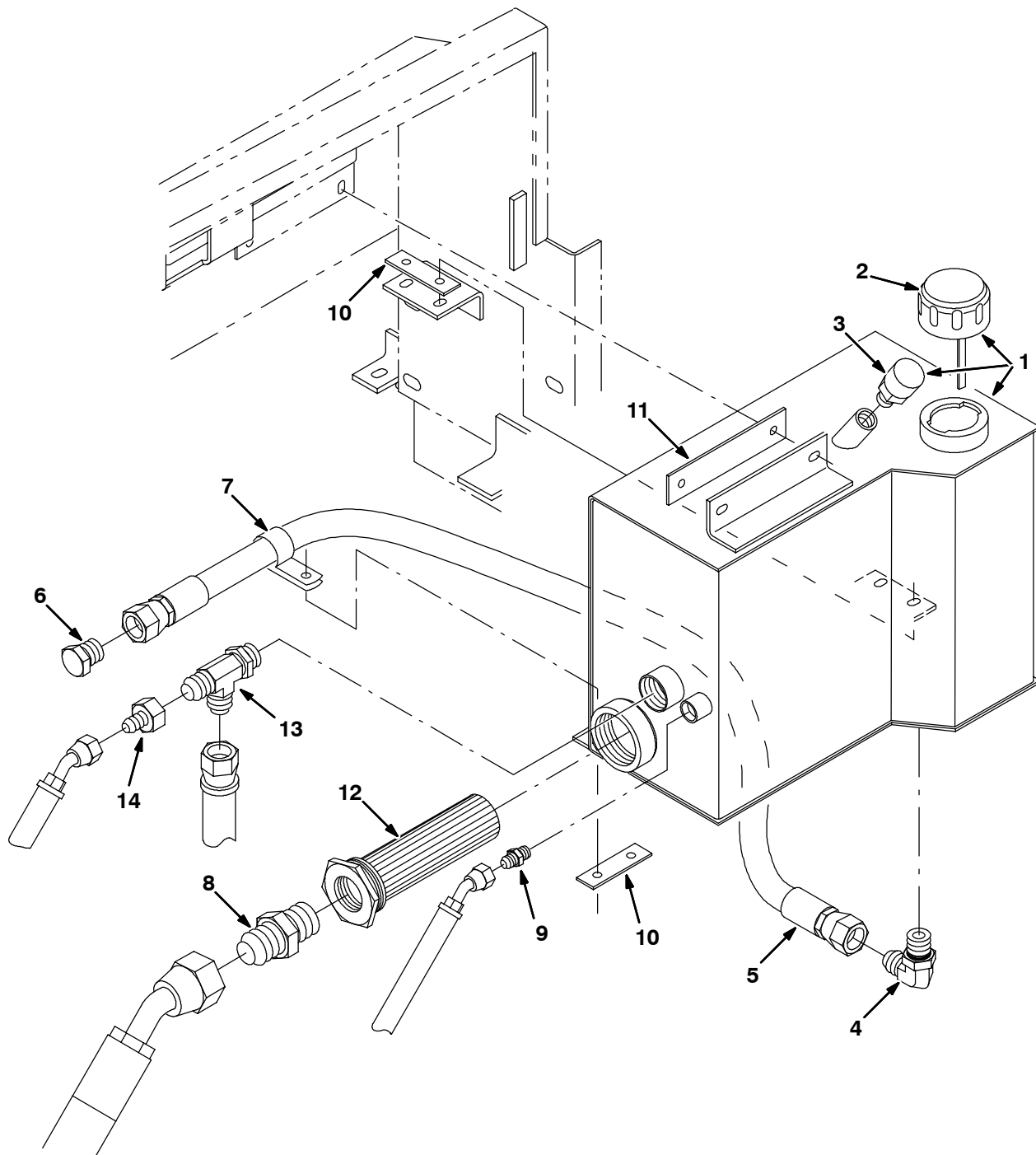


Fig. 50 - Hydraulic Reservoir Group

	Ref.	Tennant Part No.	Machine Serial Number	Description	Qty.
▽	1	72136	(000000-) Reservoir, 07.0 Gal W/label	1
▲	2	23163	(000000-) Cap, Hyd Reservoir W/dipstick	1
▲	3	23182	(000000-) Breather, Hyd, 20 Micron	1
	4	56821	(000000-) Ftg-Hyd E90 Jm08/Om10	1
	5	13115	(000000-) Hose-Hyd Low08 Jf/Jf	1
	6	16376	(000000-) Ftg-Hyd Plg Jm08	1
	7	53466	(000000-) Clamp-Cable, 1.50d 1.00w Stl	1
	8	58858	(000000-) Ftg-Hyd Str Jm20/Om20	1
	9	56690	(000000-) Ftg-Hyd Str Jm06/Om06	1
	10	59789	(000000-) Pad, Tank, Hyd	4
	11	59790	(000000-) Pad, Tank, Hyd	1
	12	31613	(000000-) Strainer-Hyd Suction 25-100-03	1
	13	42216	(000000-) Ftg-Hyd Tee Jm12Jmom	1
	14	78143	(000000-) Ftg-Hyd Str Jm08/Jf12	1

Fig. 51 - Hydraulic Valve Group

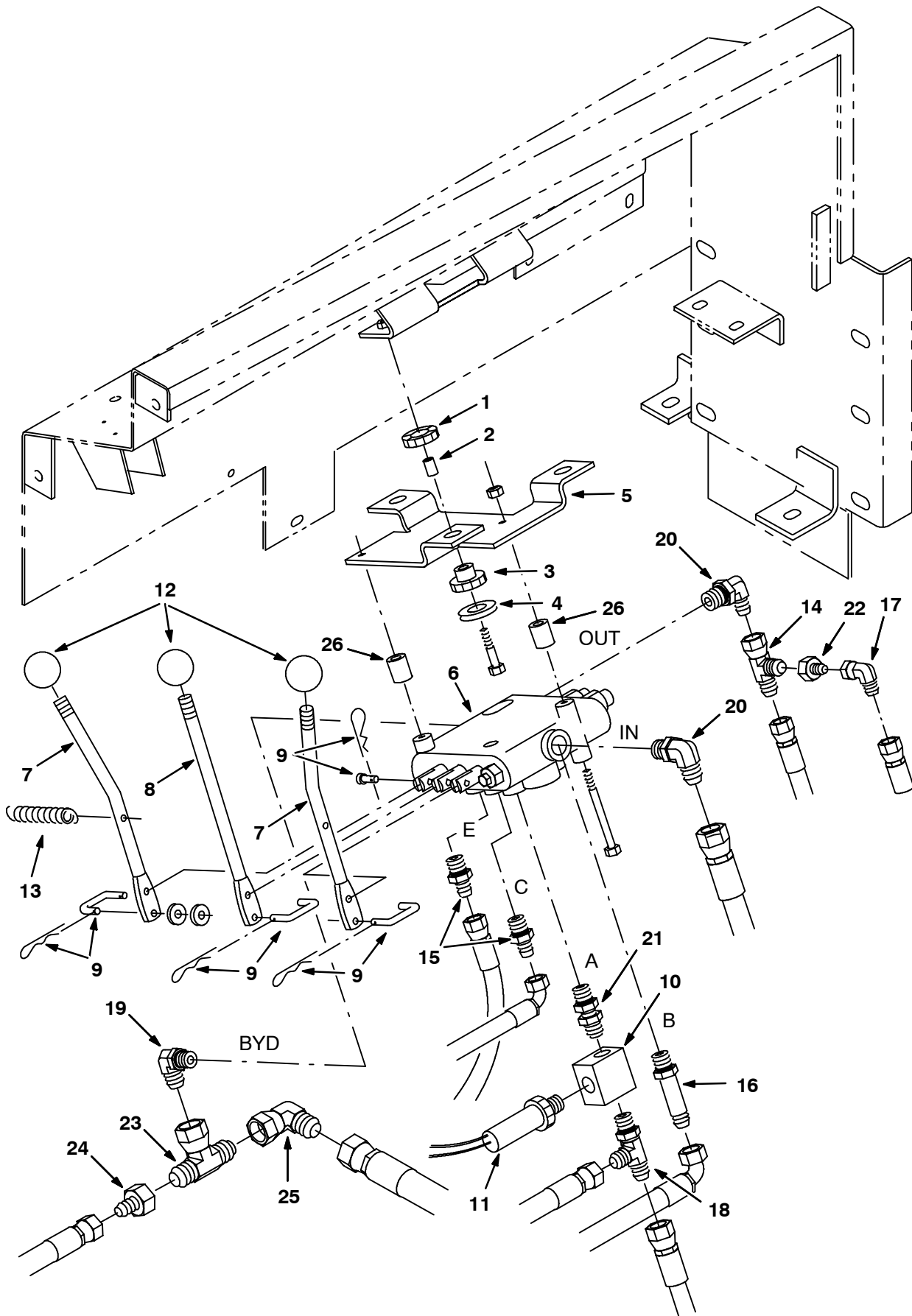
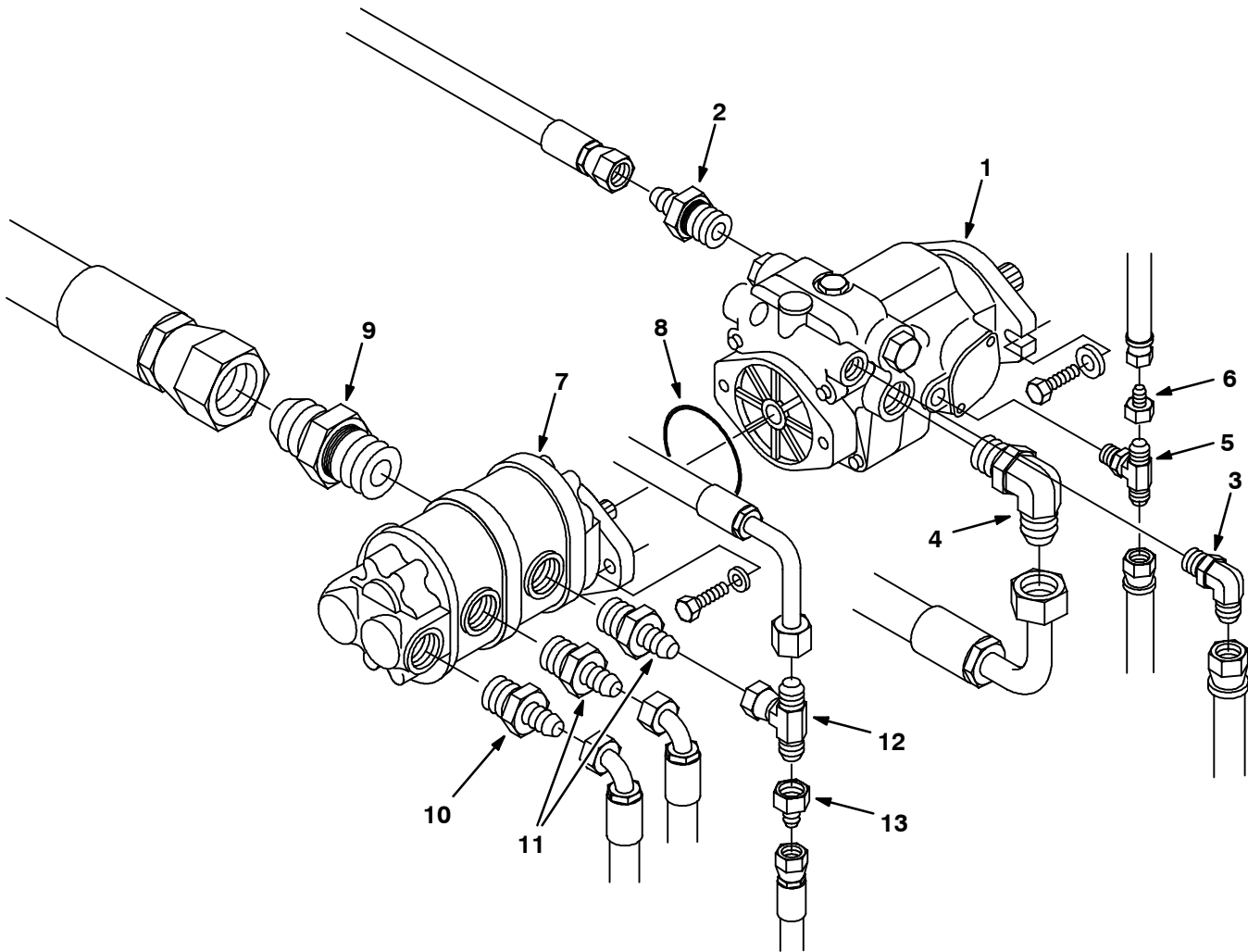


Fig. 51 - Hydraulic Valve Group

Ref.	Tennant Part No.	Machine Serial Number	Description	Qty.
▽	69910	(000000-) Isolator Assy, Valve	1
▲	1 62172	(000000-) Ring	3
▲	2 64905	(000000-) Sleeve, .259B .38D .62 Dom	3
▲	3 62173	(000000-) Bushing, Isolator-Inner,Rbr.	3
▲	4 30013	(000000-) Washer-Flt .31 Fender Pltd	3
	5 55446	(000000-) Bracket, Mtg, Valve	1
	6 374547	(000000-) Valve-Hyd,Manual (See Breakdowns)	1
	7 374549	(000000-) Handle, Control Valve, Bent	2
	8 374548	(000000-) Handle, Control Valve, Straight	1
	9 48760	(000000-) Link Assy, Valve Handle	3
	10 391853	(000000-) Ftg-Hyd Tee Special Of06Of0f	1
	11 56277	(000000-) Switch Assy, Pressure, Hyd	1
	12 59530	(000000-) Knob, 1.375 Dia, Black	3
	13 59870	(000000-) Spring,Tens, .50Dx.05Wire 2.5L	1
	14 45482	(000000-) Ftg-Hyd Tee Jm08jmjf	1
	15 55685	(000000-) Ftg-Hyd Str Jm04/Om06	2
	16 59577	(000000-) Ftg-Hyd Str Jm06Om06L	1
	17 39210	(000000-) Ftg-Hyd E90 Jm04/Jf04	1
	18 76316	(000000-) Ftg-Hyd Tee Jm06Jmom	1
	19 374567	(000000-) Ftg-Hyd E90 Jm10/Om08	1
	20 44868	(000000-) Ftg-Hyd E90 Jm08/Om08	2
	21 391852	(000000-) Ftg-Hyd Str Special Om06/Om06	1
	22 57979	(000000-) Ftg-Hyd Str Jm04/Jf08	1
	23 50421	(000000-) Ftg-Hyd Tee Jm10JfJm	1
	24 47754	(000000-) Ftg-Hyd Str Jm06/Jf10	1
	25 54194	(000000-) Ftg-Hyd E90 Jm10/Jf10	1
	26 09900-1	(000000-) Sleeve, .260B .50D .75	2

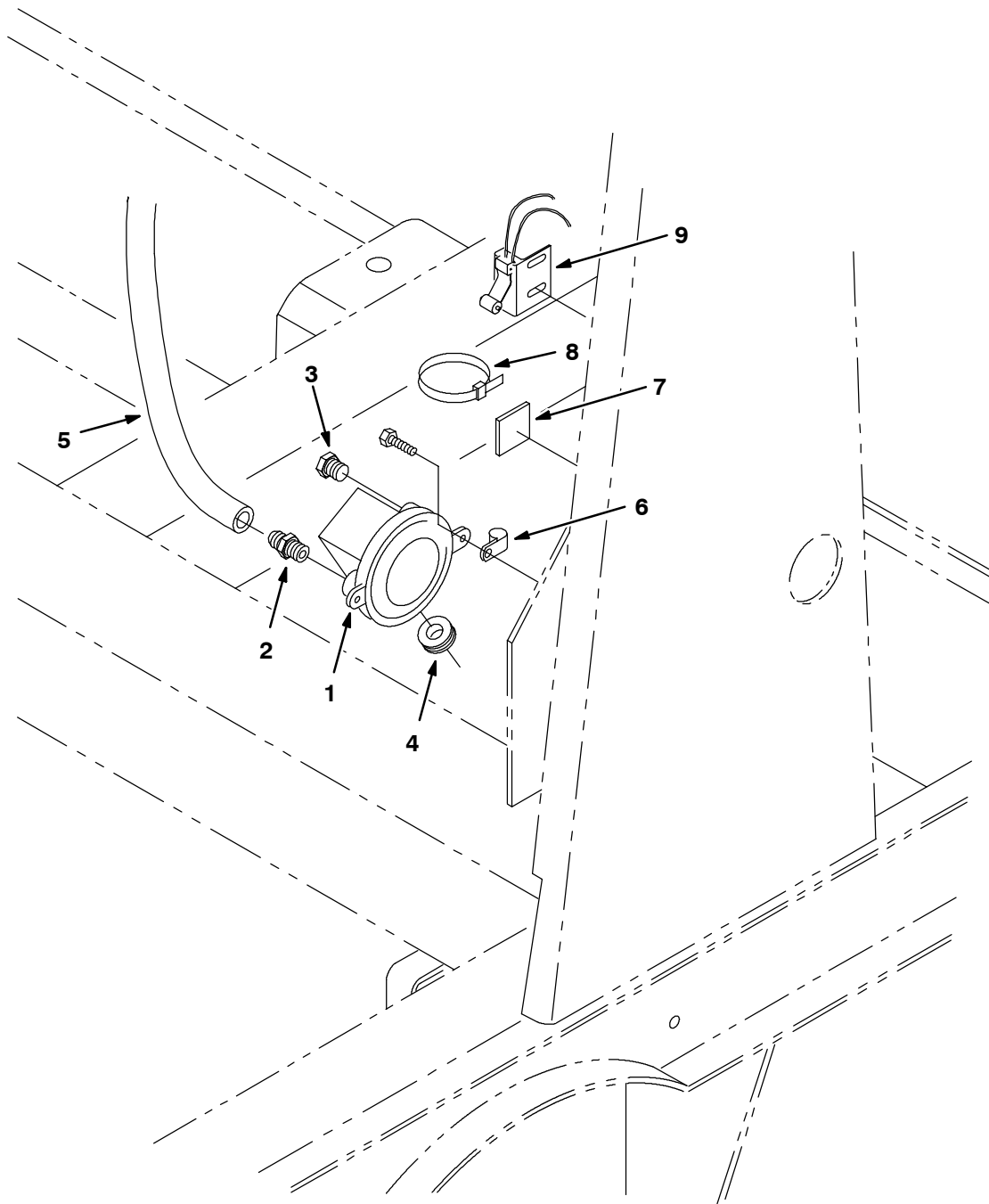
Fig. 52 - Hydraulic Pumps Group



07464 - 6550, IC

Ref.	Tennant Part No.	Machine Serial Number	Description	Qty.
1	79769	(000000-)	Pump-Hyd Piston (See Breakdowns)	1
2	42223	(000000-)	Ftg-Hyd Str Jm10/Om12	1
3	44868	(000000-)	Ftg-Hyd E90 Jm08/Om08	1
4	53076	(000000-)	Ftg-Hyd E90 Jm10/Om12	1
5	67683	(000000-)	Ftg-Hyd Tee Jm06Omjm	1
6	47752	(000000-)	Ftg-Hyd Str Jm04/Jf06	1
7	53622	(000000-008247)	Pump-Hyd Gear (See Breakdowns)	1
7	379606	(008248-)	Pump-Hyd Gear (See Breakdowns)	1
8	65145-1	(000000-)	O-Ring Gland	1
9	58858	(000000-)	Ftg-Hyd Str Jm20/Om20	1
10	47508	(000000-)	Ftg-Hyd Str Jm06/Om10	1
11	56692	(000000-)	Ftg-Hyd Str Jm08/Om10	2
12	76315	(000000-)	Ftg-Hyd Tee Jm08Jfjm	1
13	57979	(000000-)	Ftg-Hyd Str Jm04/Jf08	1

Fig. 53 - Pressure Switch Group



07509 - 6550, IC

Ref.	Tennant Part No.	Machine Serial Number	Description	Qty.
1	34868	(000000-)	Switch, Pressure	1
2	40607	(000000-)	Ftg-Brs Str Bm03/Pm02	1
3	82739	(000000-)	Ftg, Breather	1
4	10632-4	(000000-)	Grommet,Rbr,0.62ld,For .06Matl	1
5	379719	(000000-)	Hose, Vacuum	1
6	46236	(000000-)	Clamp-Cable, 0.25Dia 0.56Wth	1
7	55248	(000000-)	Cabletie Mount, Adhesive	4
8	49266	(000000-)	Tie, Cable 1.75D Max 7.50Lg	4
9	23211	(000000-)	Switch Assy, Roller	1

Fig. 54 - Back-Up Alarm Group, LRC

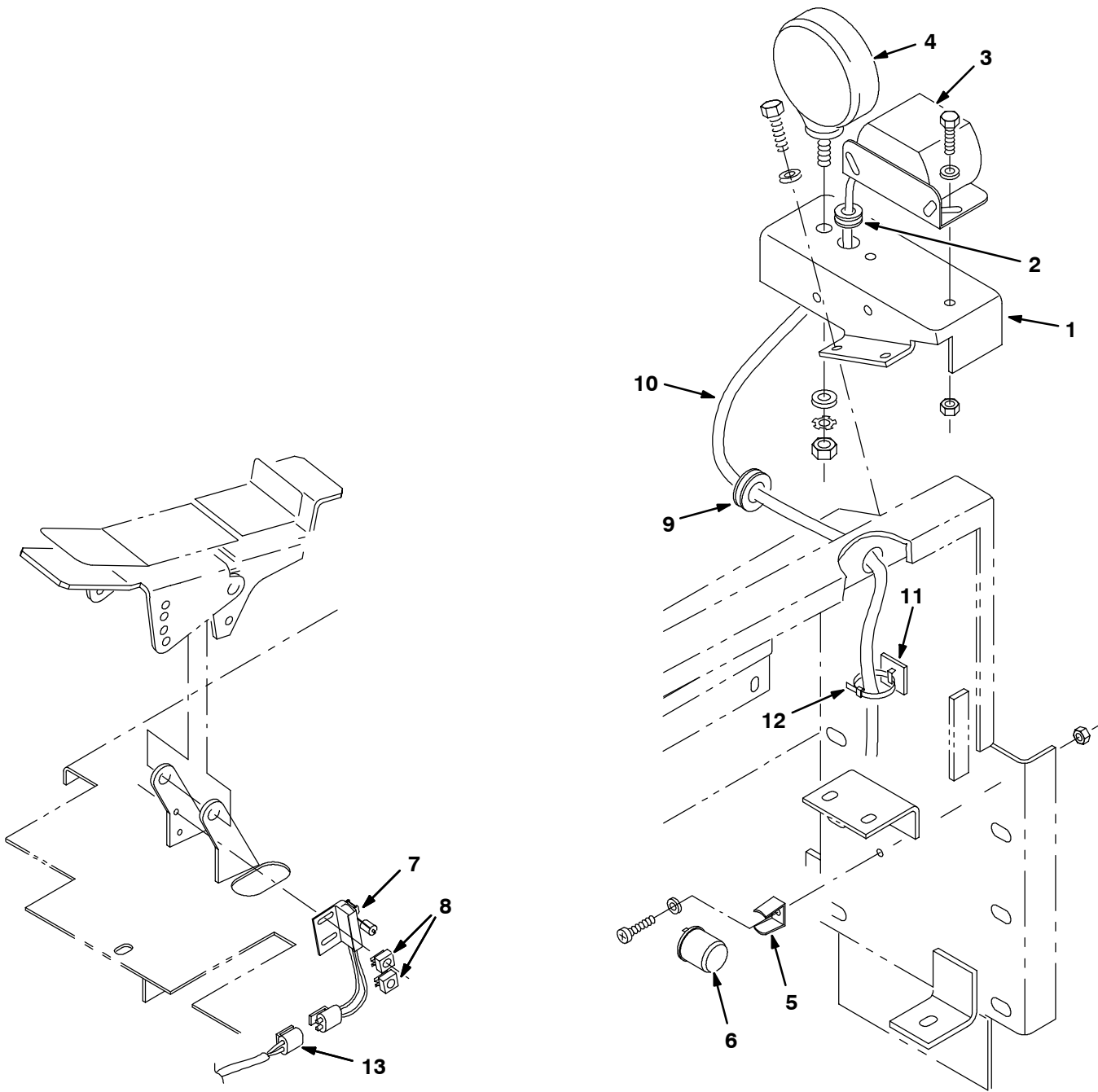
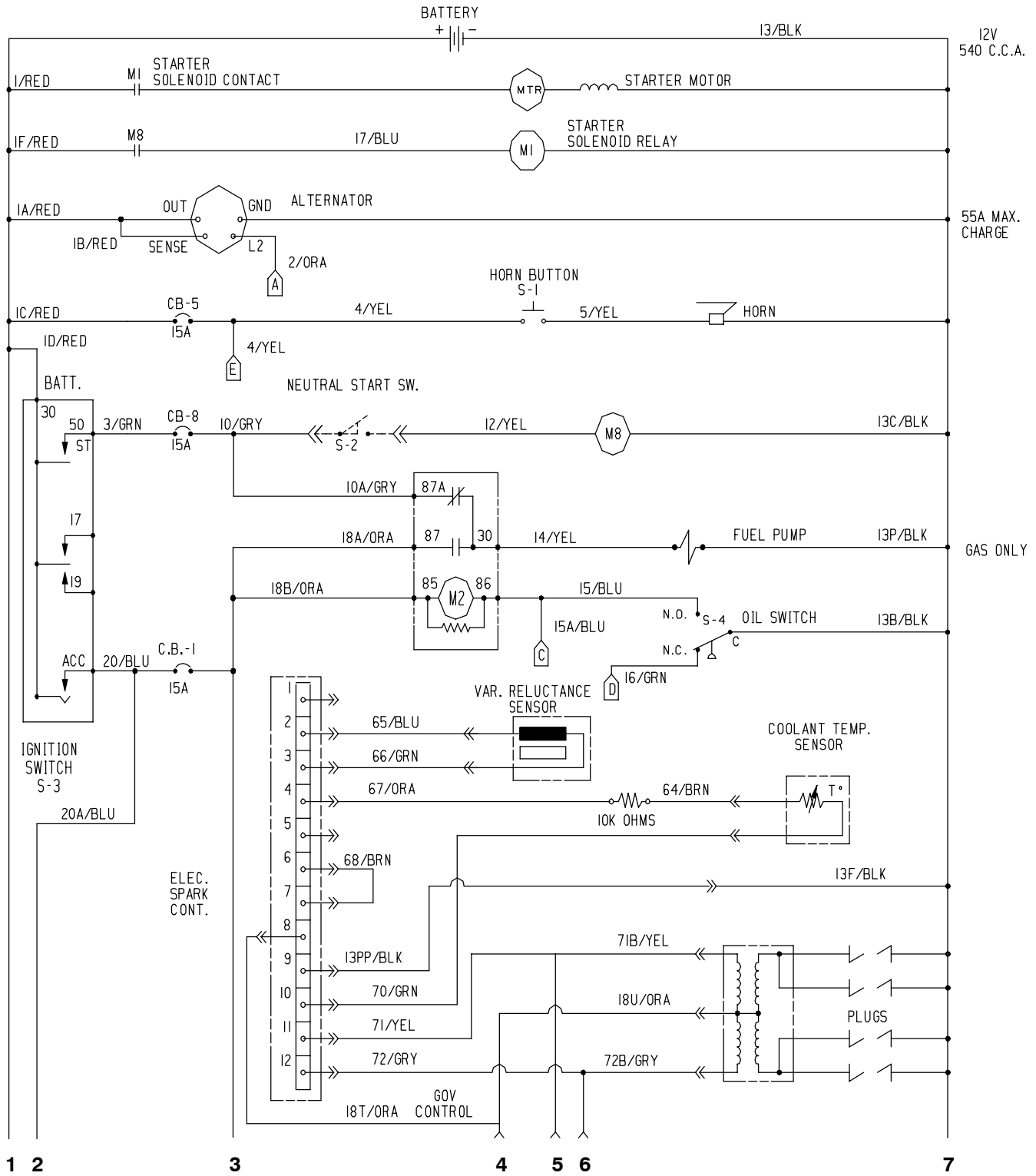


Fig. 54 - Back-Up Alarm Group, LRC

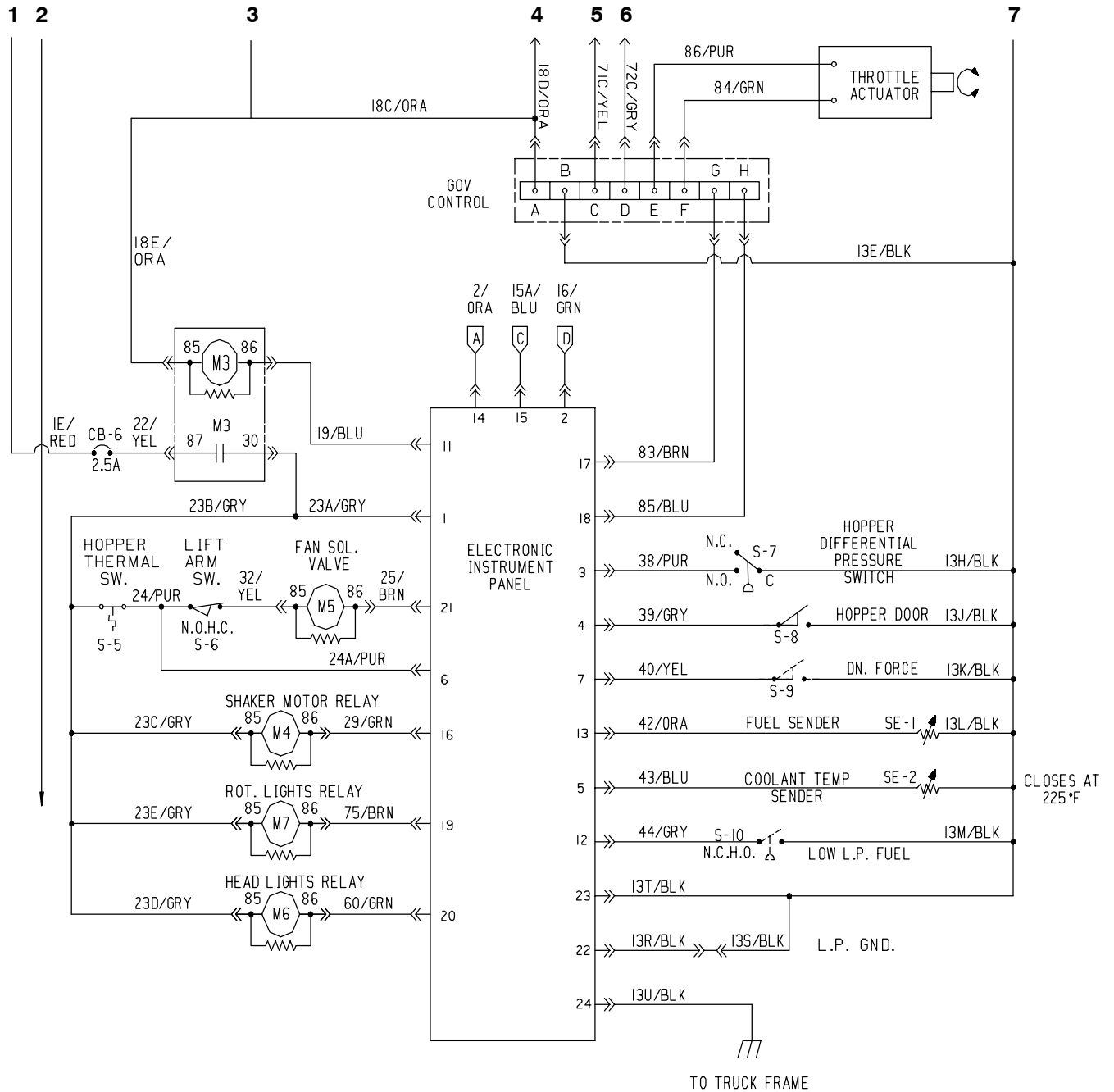
	Ref.	Tenant Part No.	Machine Serial Number	Description	Qty.
▽		59395	(000000-) Alarm Kit, Bu A/v 355L	1
▲	1	71056	(000000-) Bracket, Mtg, Back-Up Alarm	1
▲	2	10632-9	(000000-) Grommet, Rbr, 0.56Id, For .13Matl	1
▲	3	61920	(000000-) Horn Assy, Back-Up Alarm	1
▲▽	4	36438	(000000-) Headlight Assy, 210G	1
▲▲		36439	(000000-) Bulb, 12V .9A 15Cp#1004	1
▲	5	24576-1	(000000-) Bracket, Flasher	1
▲	6	24576	(000000-) Flasher, 12V	1
▲	7	23211	(000000-) Switch Assy, Roller	1
▲	8	23210	(000000-) Nut Speed, Retainer, 8-32 Thd	2
▲	9	10632-18	(000000-) Grommet, Rbr, 0.69 ID	1
▲	10	71544	(000000-) Harness, Alarm, Backup	1
▲	11	55248	(000000-) Cabletie Mount, Adhesive	2
▲	12	49266	(000000-) Tie, Cable 1.75D Max 7.50Lg	5
▲	13	70159	(000000-) Harness, Adapter, B/u Alarm	1

Fig. 55 - Electrical Schematic



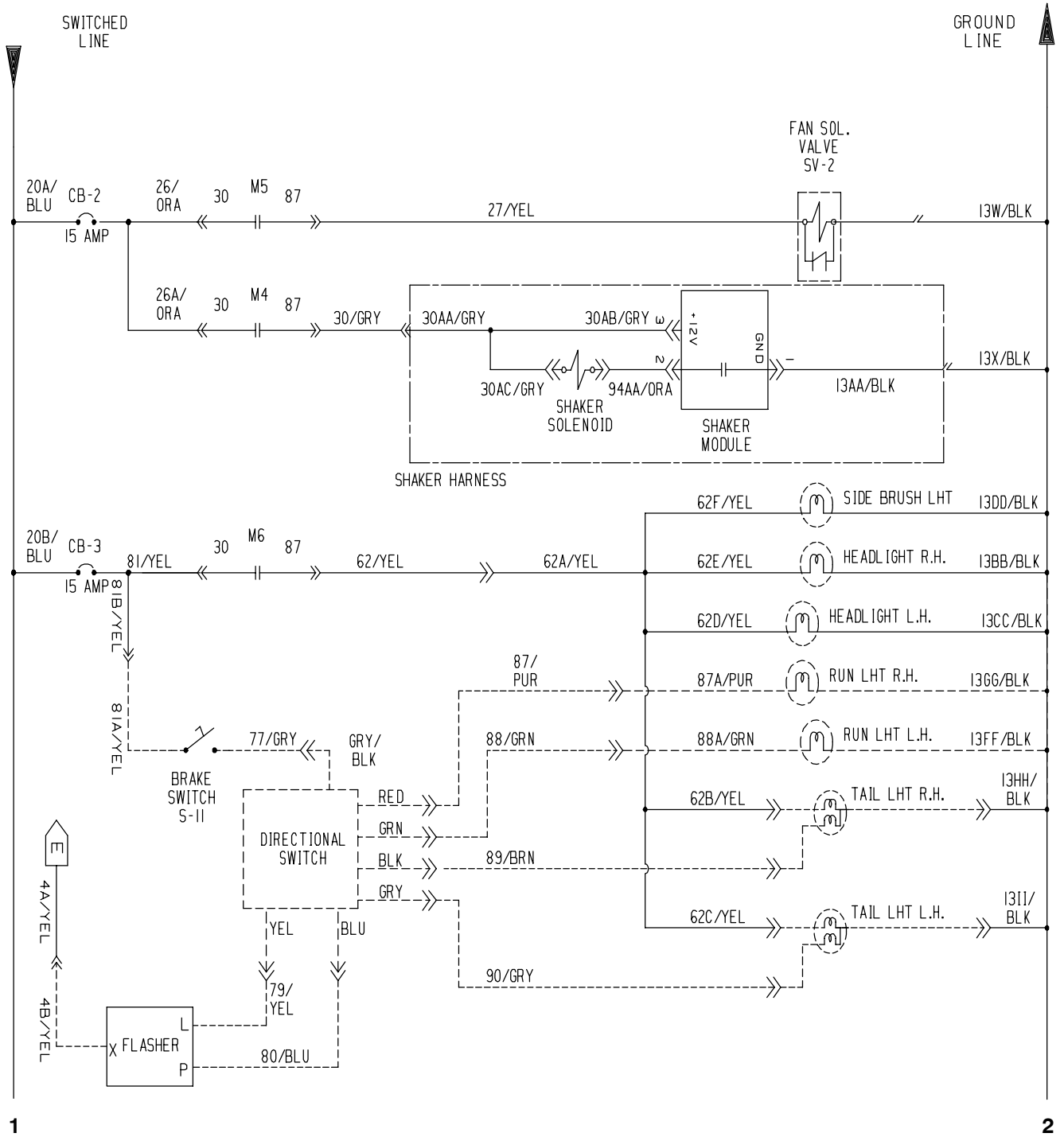
351772 - G, LP

Fig. 55 - Electrical Schematic



351772 - G, LP

Fig. 55 - Electrical Schematic

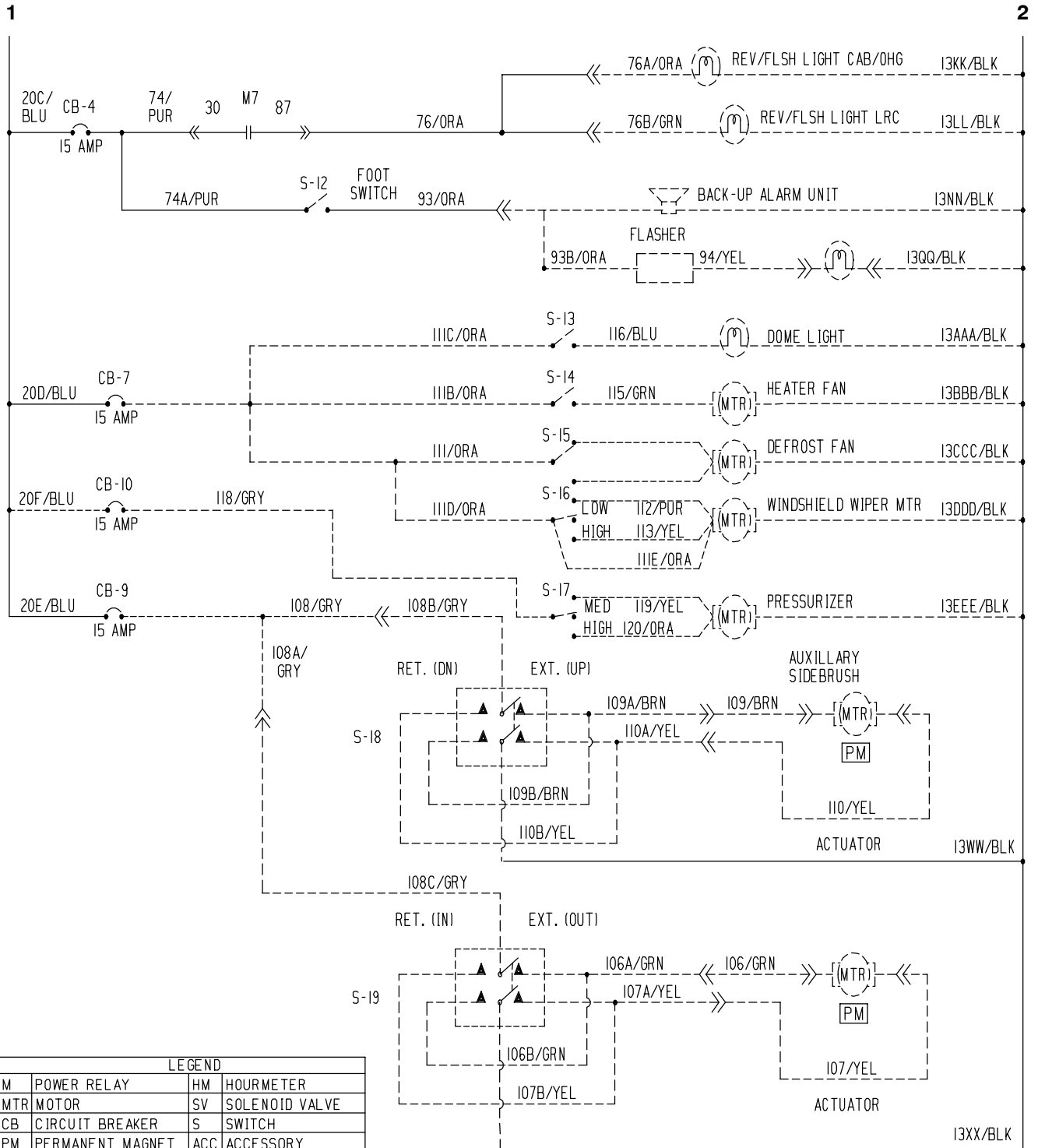


1

2

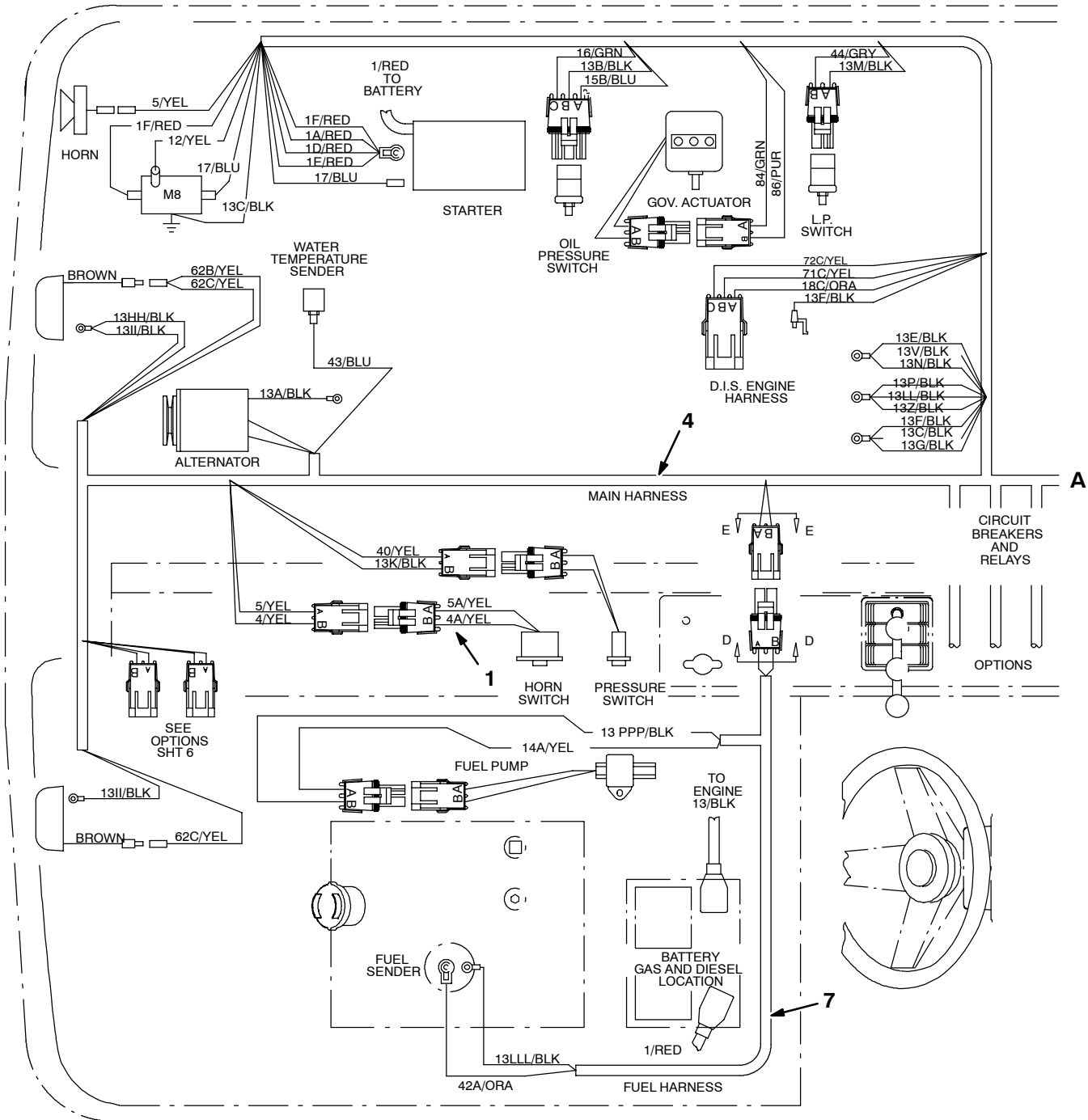
351772 - G, LP

Fig. 55 - Electrical Schematic



LEGEND			
M	POWER RELAY	HM	HOURLMETER
MTR	MOTOR	SV	SOLENOID VALVE
CB	CIRCUIT BREAKER	S	SWITCH
PM	PERMANENT MAGNET	ACC	ACCESSORY
J	JACK-FEM. SOCKET	GND	GROUND CHASSIS
P	PLUG-MALE PIN	C	COMMON
PB	PUSHBUTTON	N.O.	NORMALLY OPEN
VM	VOLTMETER	N.C.	NORMALLY CLOSED
FU	FUSE		

Fig. 56 - Wire Harnesses Group



SOCKET NO.	WIRE NO.	COLOR	SOCKET NO.	WIRE NO.	COLOR	SOCKET NO.	WIRE NO.	COLOR	SOCKET NO.	WIRE NO.	COLOR
1	23A	GRY	7	40	YEL	13	42	ORA	19	75	BRN
2	16	GRN	8	PLUG		14	2	ORA	20	60	GRN
3	38	PUR	9	PLUG		15	15A	BLU	21	25	BRN
4	39	GRY	10	PLUG		16	29	GRN	22	13R	BLK
5	43	BLU	11	19	BLU	17	83	BRN	23	13T	BLK
6	24A	PUR	12	44	GRY	18	85	BLU	24	13U	BLK

Fig. 56 - Wire Harnesses Group

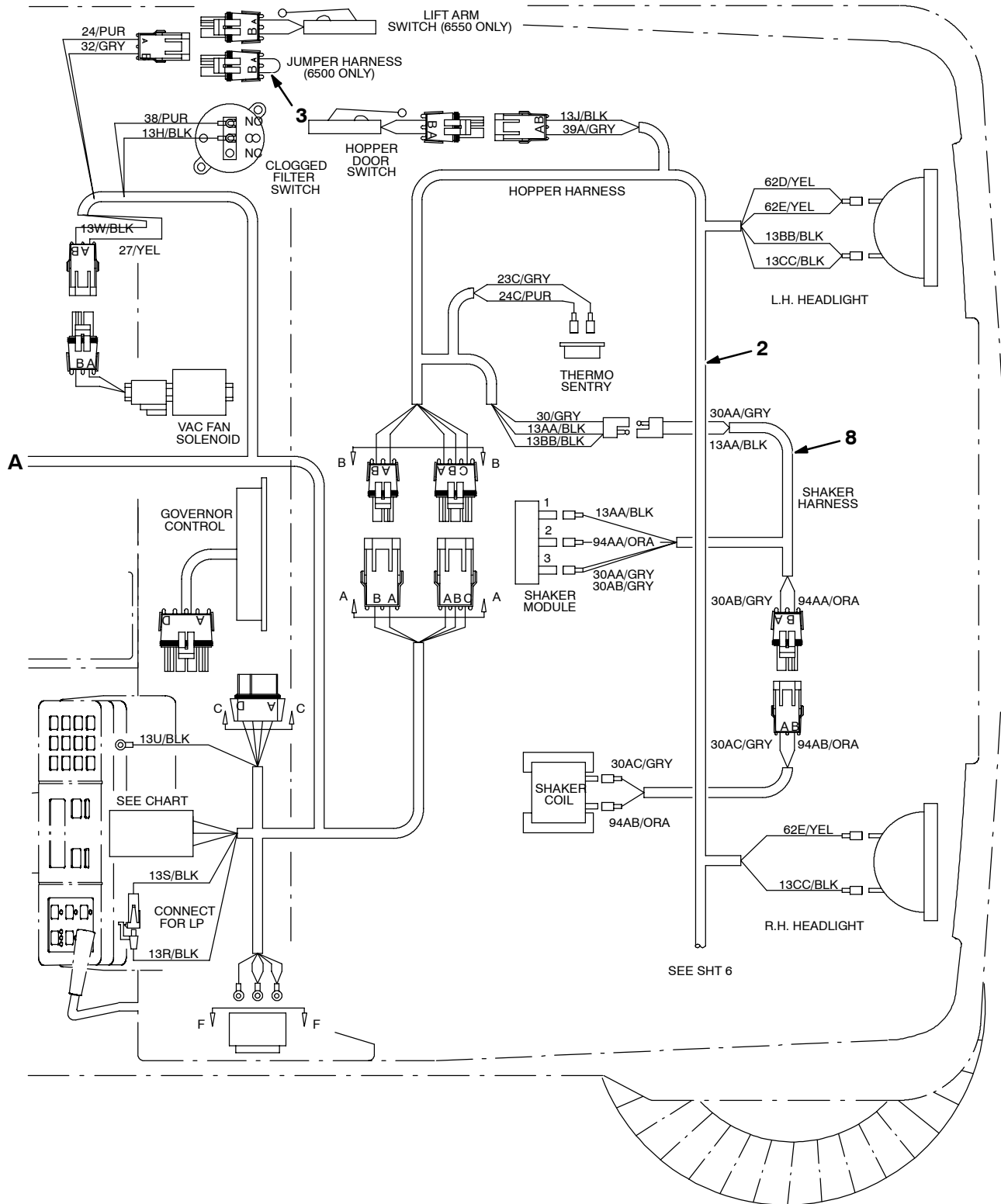


Fig. 56 - Wire Harness Group

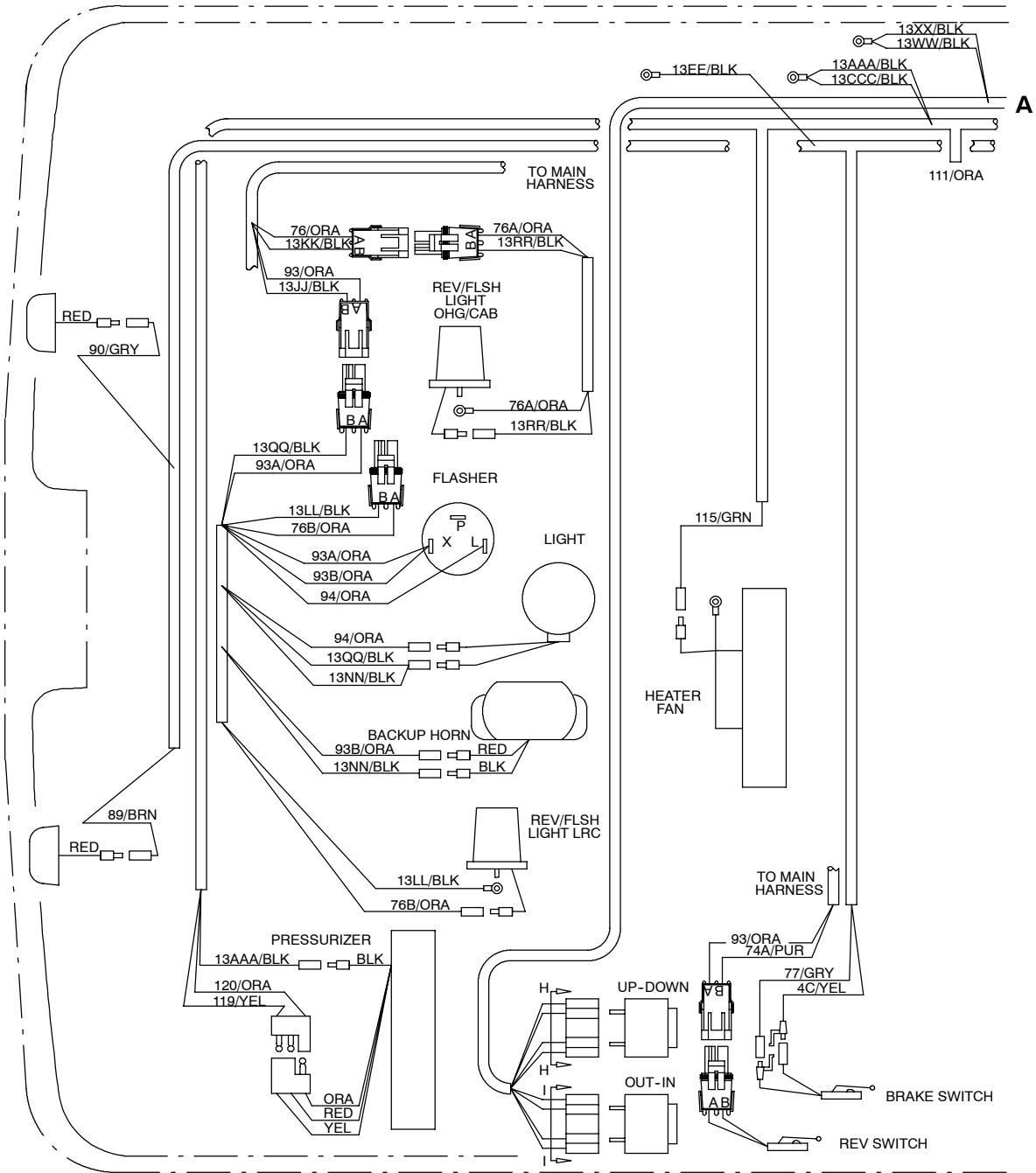


Fig. 56 - Wire Harness Group

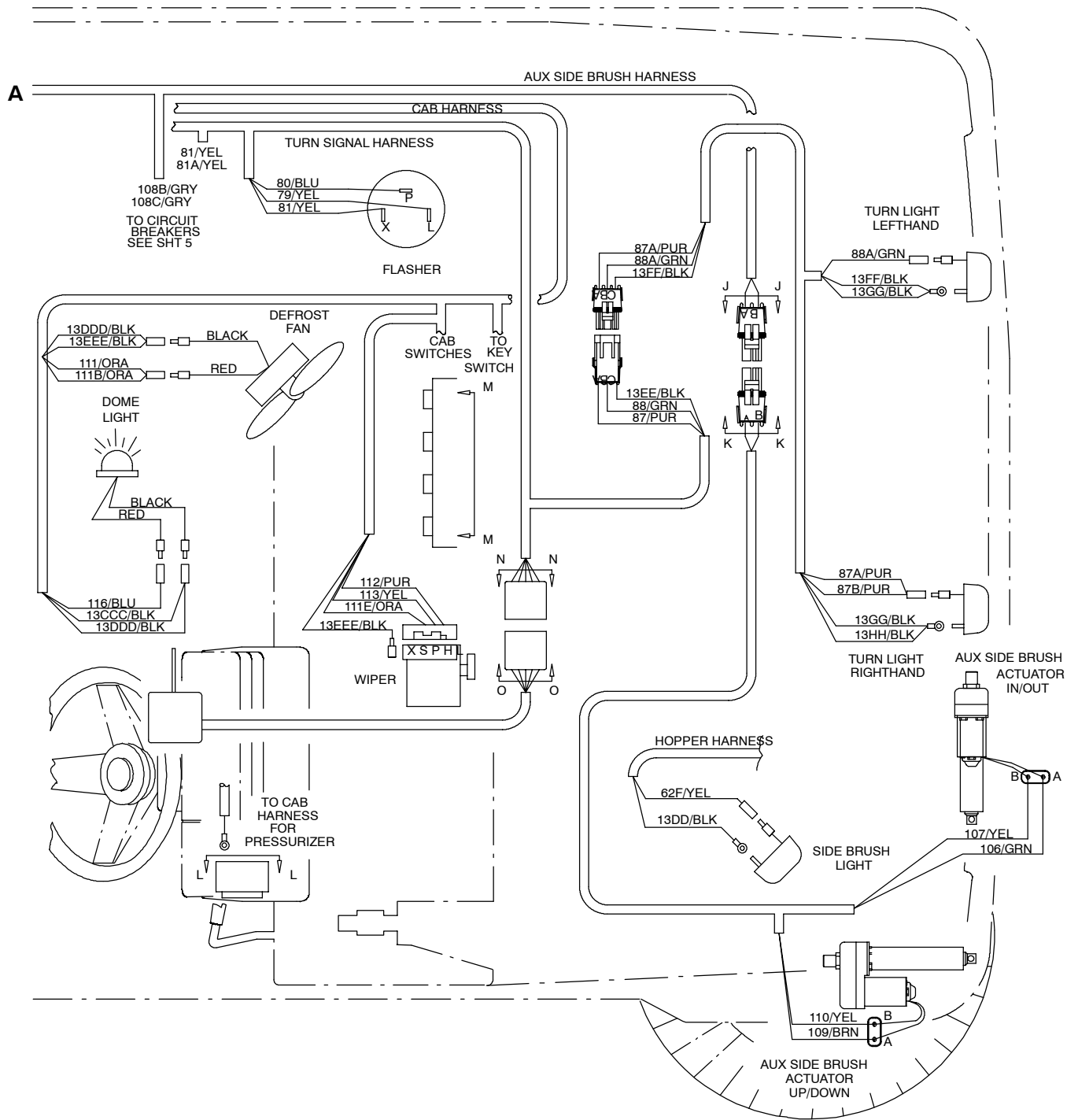
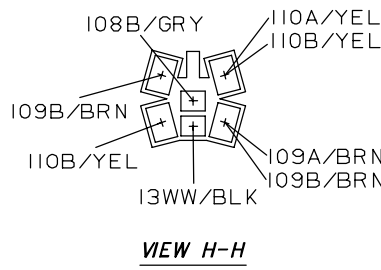
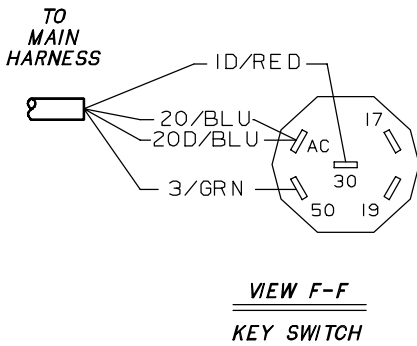
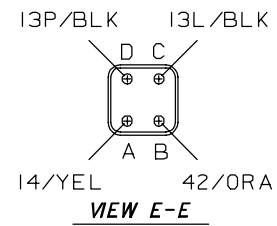
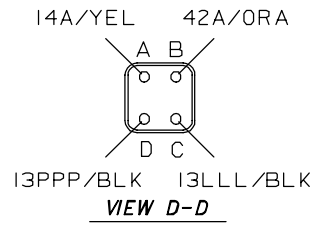
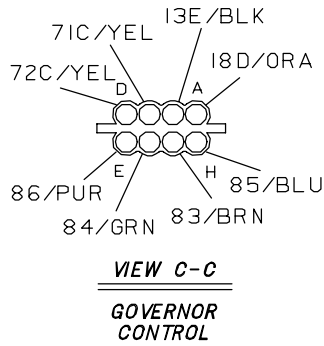
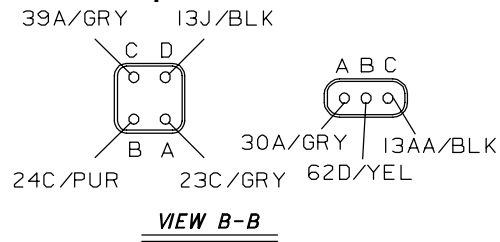
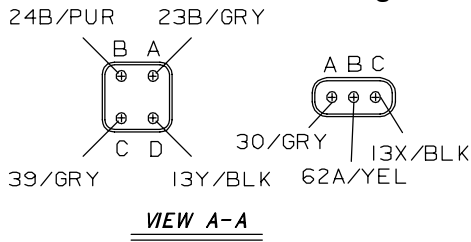


Fig. 56 - Wire Harnesses Group



AUX SIDE BRUSH SWITCHES

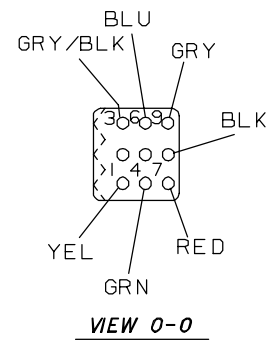
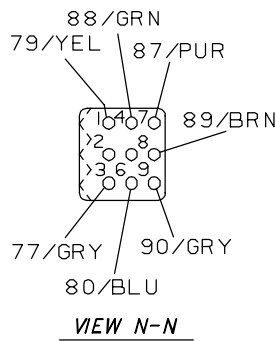
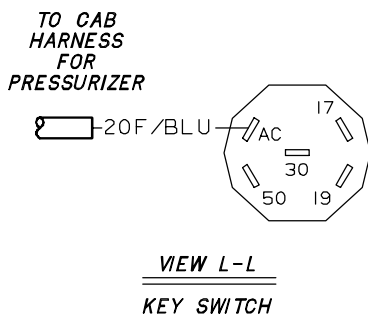
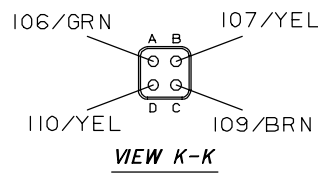
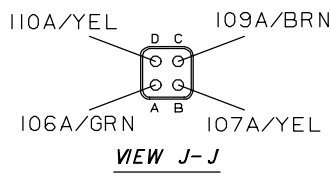
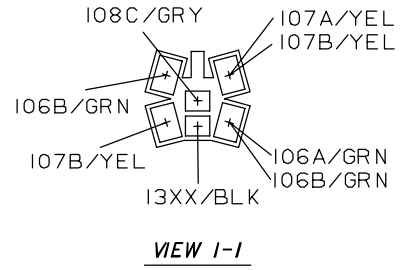


Fig. 56 - Wire Harness Group

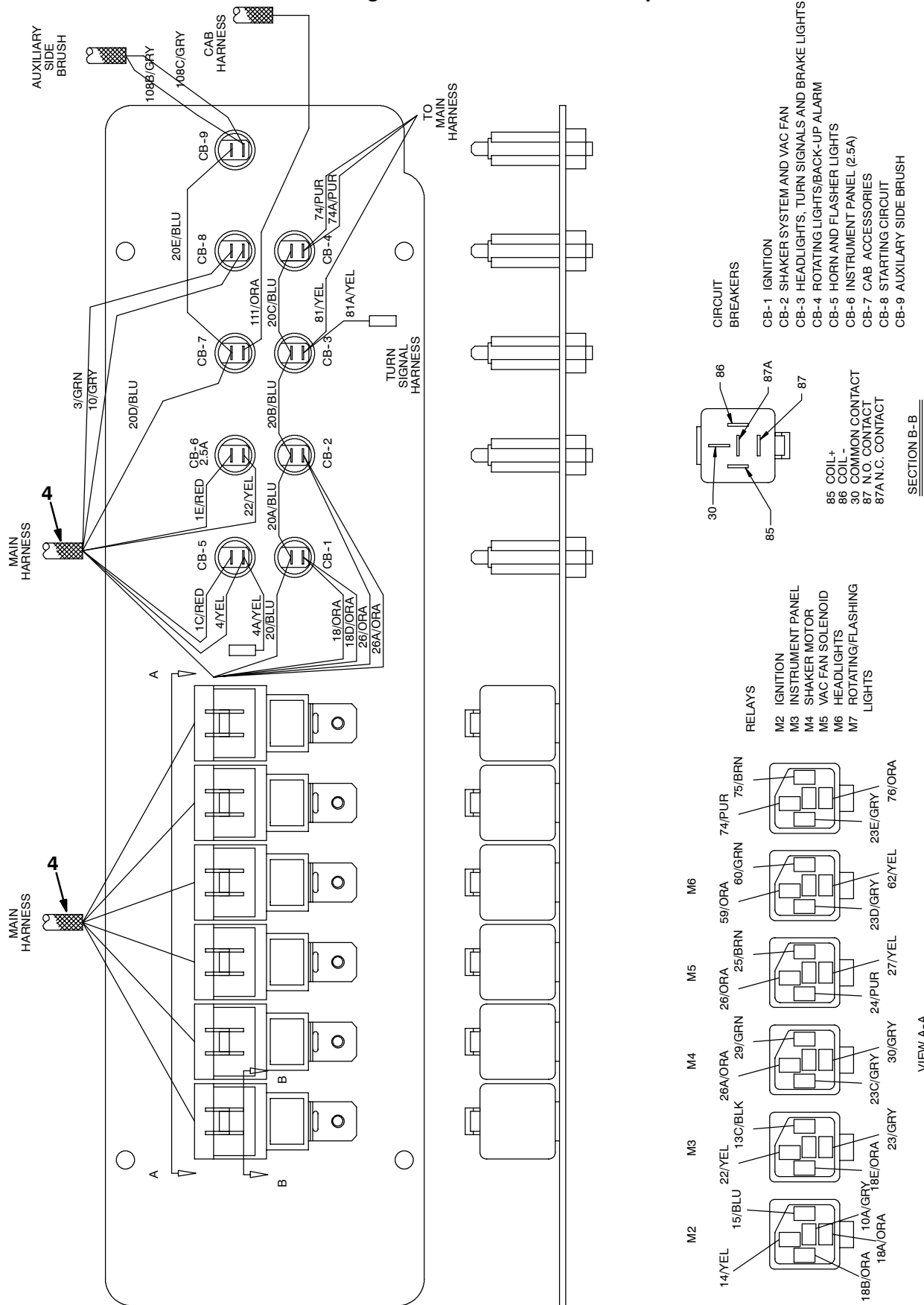
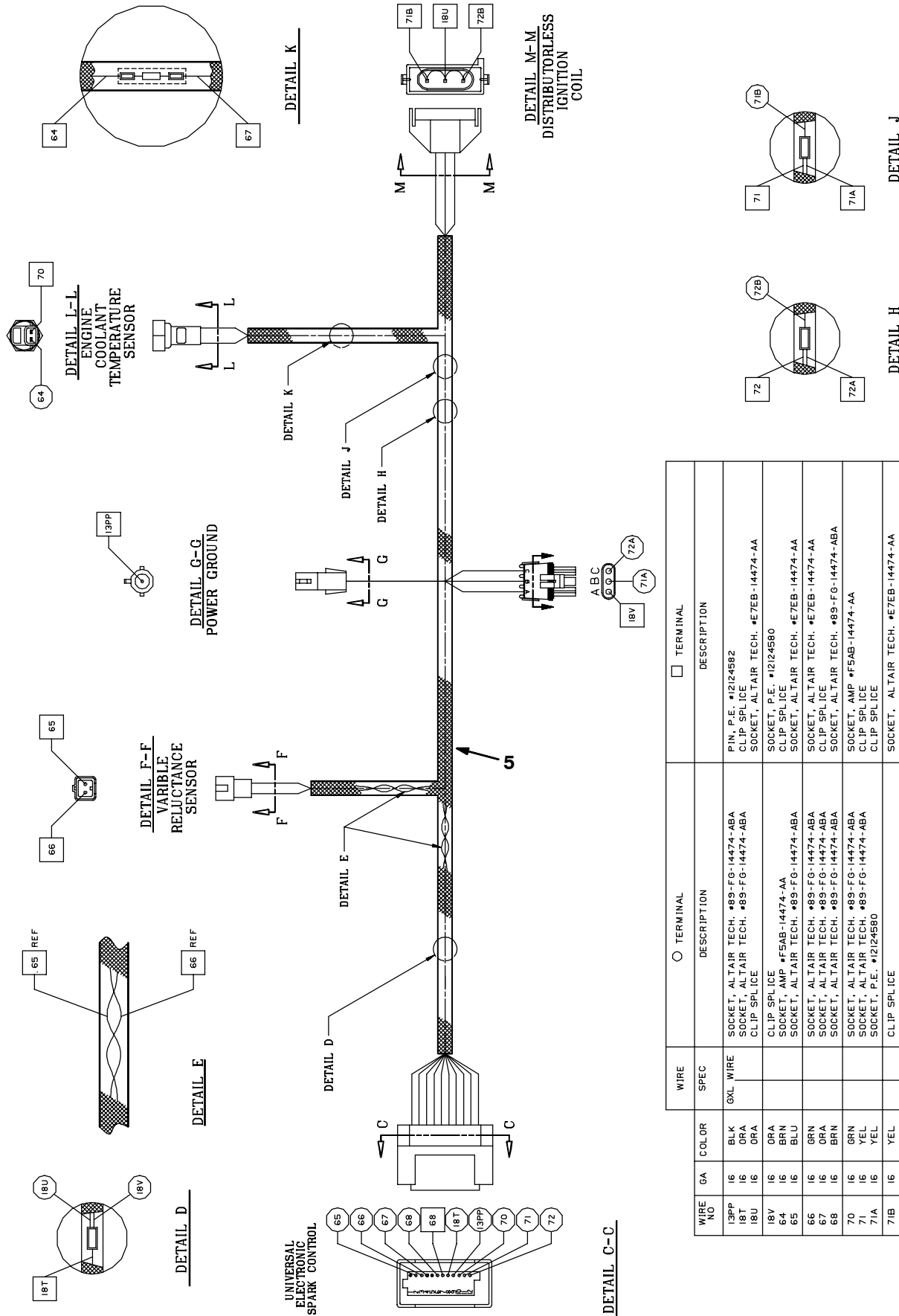
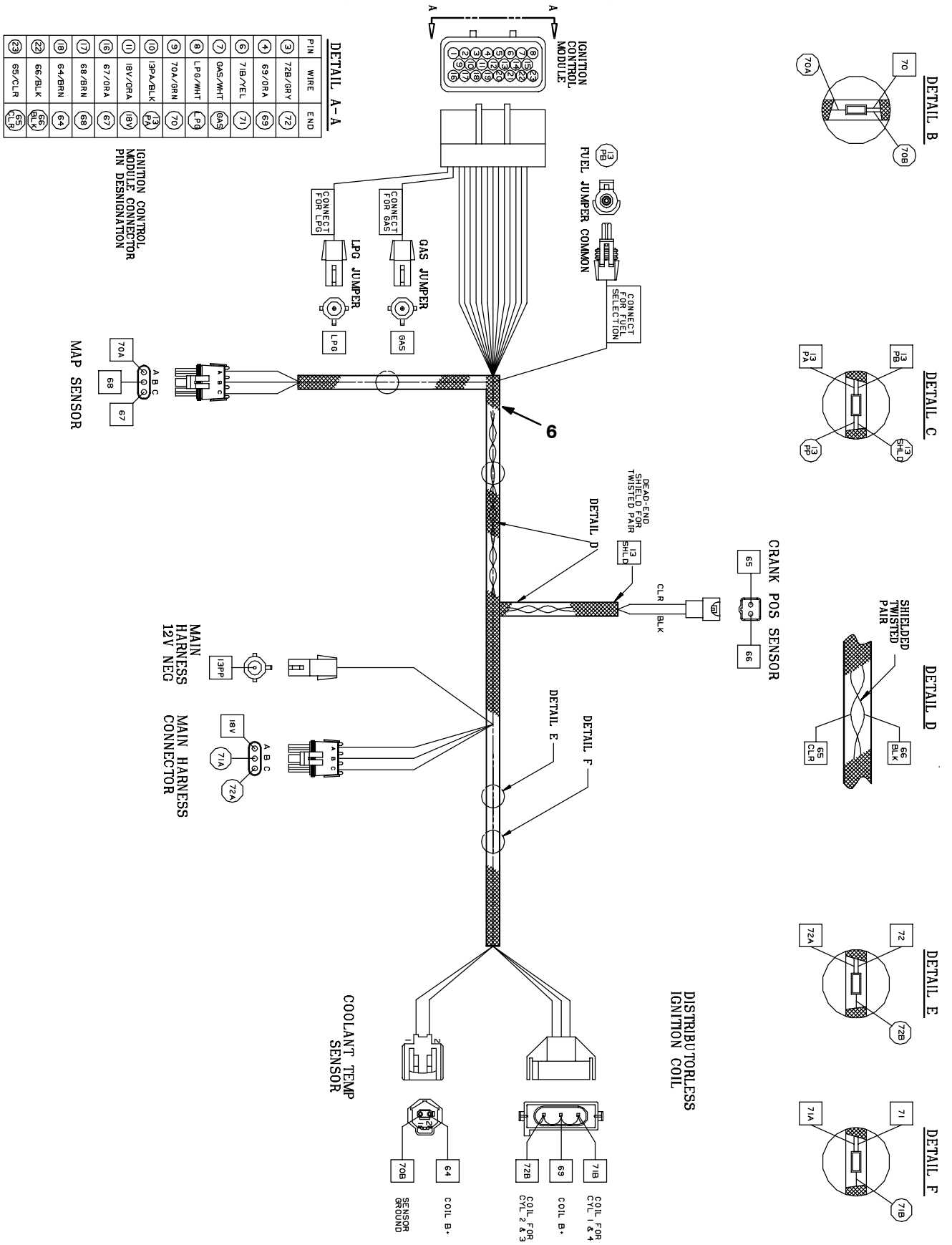


Fig. 56 - Wire Harnesses Group



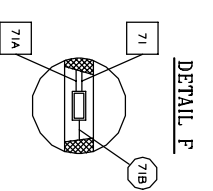
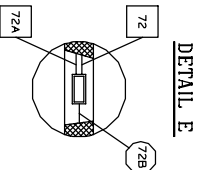
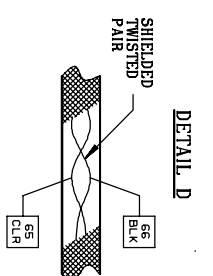
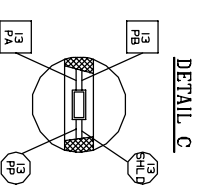
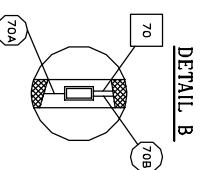
WIRE NO.	GA	COLOR	WIRE SPEC	TERMINAL	DESCRIPTION	TERMINAL	DESCRIPTION
13PP	16	BLK		○		□	
18T	16	ORA	GXL WIRE		SOCKET, ALTAIR TECH. #89-FG-14474-ABA		PIN, P.E. #12124582
18U	16	ORA			SOCKET, ALTAIR TECH. #89-FG-14474-ABA		CLIP SPLICE
18V	16	ORA			CLIP SPLICE		SOCKET, ALTAIR TECH. #E7EB-14474-AA
64	16	BRN			CLIP SPLICE		SOCKET, P.E. #12124580
65	16	BLU			SOCKET, ALTAIR TECH. #89-FG-14474-ABA		CLIP SPLICE
66	16	GRN			SOCKET, ALTAIR TECH. #89-FG-14474-ABA		SOCKET, ALTAIR TECH. #E7EB-14474-AA
67	16	ORA			SOCKET, ALTAIR TECH. #89-FG-14474-ABA		SOCKET, ALTAIR TECH. #E7EB-14474-AA
68	16	BRN			SOCKET, ALTAIR TECH. #89-FG-14474-ABA		CLIP SPLICE
70	16	GRN			SOCKET, ALTAIR TECH. #89-FG-14474-ABA		SOCKET, AMP #F5AB-14474-ABA
71A	16	YEL			SOCKET, ALTAIR TECH. #89-FG-14474-ABA		CLIP SPLICE
71B	16	YEL			SOCKET, P.E. #12124580		CLIP SPLICE
72	16	YEL			CLIP SPLICE		SOCKET, ALTAIR TECH. #E7EB-14474-AA
72A	16	GRY			SOCKET, ALTAIR TECH. #89-FG-14474-ABA		CLIP SPLICE
72B	16	GRY			SOCKET, P.E. #12124580		CLIP SPLICE

Fig. 56 - Wire Harnesses Group



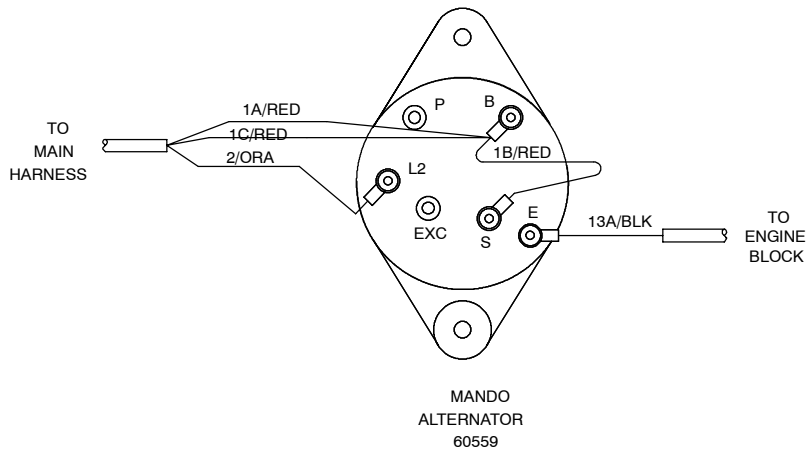
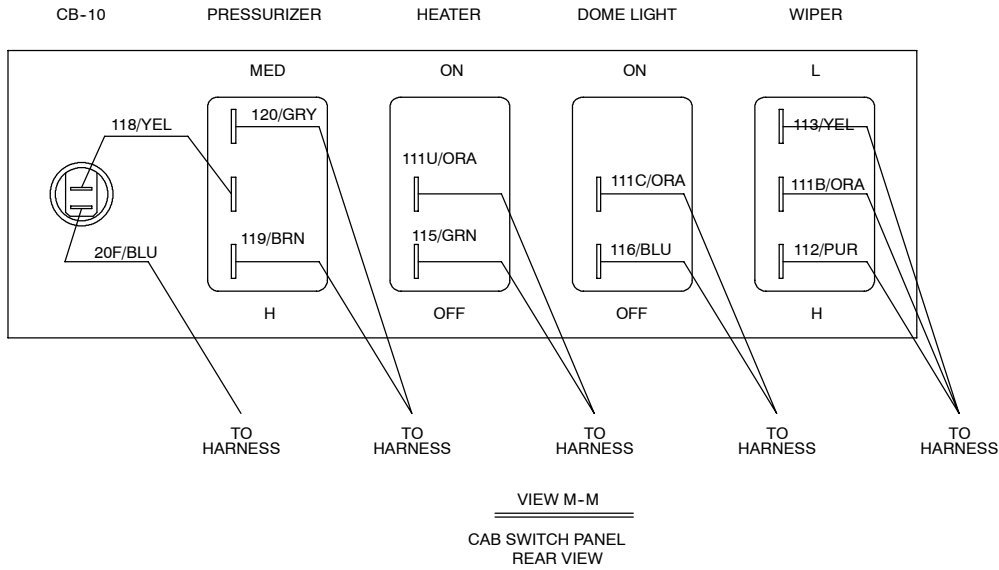
DETAIL A-A

PIN	WIRE	END
③	72B/GRY	72
④	69/OR4	69
⑥	71B/YEL	71
⑦	64S/WHI	64S
⑧	LPG/WHI	69
⑨	70A/GRN	70
⑩	19P4/BLK	19A
⑪	18V/OR4	18V
⑫	67/OR4	67
⑬	68/BRN	68
⑭	64/BRN	64
⑮	66/BLK	66
⑯	65/CLR	65



353647 - 6500, G, LP

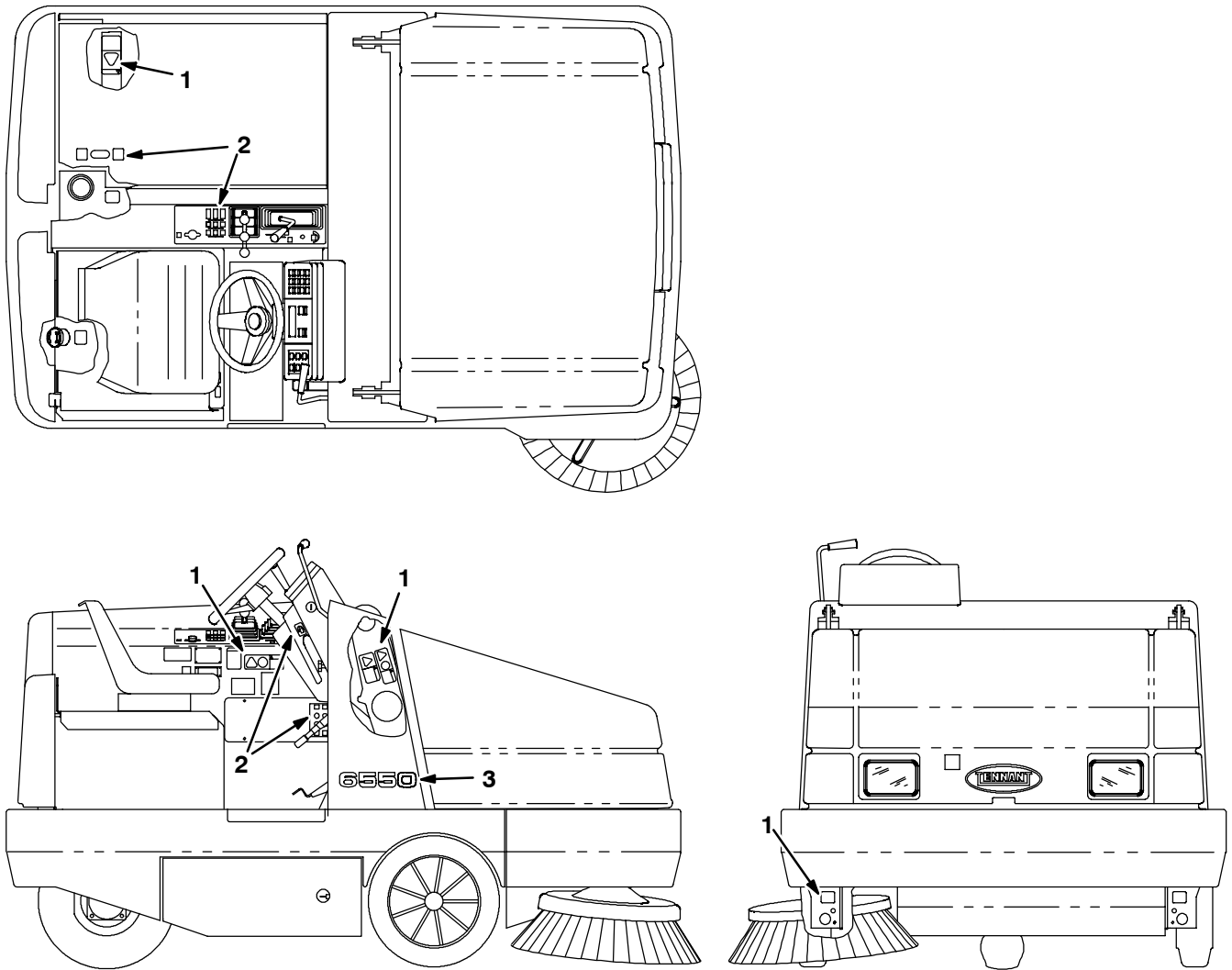
Fig. 56 - Wire Harnesses Group



351775 - 6550, G, LP, NA

Ref.	Tenant Part No.	Machine Serial Number	Description	Qty.
1	60290	(000000-)	Harness, Horn	1
2	60282	(000000-)	Harness, Hopper	1
3	60278	(000000-)	Harness, Jumper	1
4	379650	(000000-)	Harness, Main, Gas/LPG 6500L	1
5	71459	(000000-008790)	Harness, Engine Vsg411/413	1
398509 6	379654	(008791-)	Harness, Engine, Gas/LPG	1
7	60296	(000000-)	Harness, Fuel, Gas/Die 355L	1
8	379654	(000000-)	Harness, Wire, Shaker Motor 6500/6550	1

Fig. 57 - Label Group



351769 - 6550, IC, NA

Ref.	Tennant Part No.	Machine Serial Number	Description	Qty.
▽	379744	(000000-)	Label Kit, Complete, 6500L	1
▲ 1	59767	(000000-)	Label Set, Info & Hazard 6500L	1
▲ 2	59768	(000000-)	Label Set, Operational 6500L	1
▲ 3	379597	(000000-)	Label, Numerals 6550	2

SECTION 3

Contents	Page
Fig. 1 - Signal Light Kit	3-2
Fig. 2 - Flashing Light Kit, Overhead Guard	3-4
Fig. 3 - Revolving Light Kit, Overhead Guard	3-5
Fig. 4 - Flashing Light Kit, LRC	3-6
Fig. 5 - Revolving Light Kit, LRC	3-7
Fig. 6 - Flashing Light Kit, Cab	3-8
Fig. 7 - Revolving Light Kit, Cab	3-9
Fig. 8 - Back-Up Alarm Kit, Cab	3-10
Fig. 9 - Back-Up Alarm Kit, Cab with Pressurizer	3-12
Fig. 10 - Side Brush Light Kit	3-14
Fig. 11 - Cab Insulation Group	3-16
Fig. 12 - Cab Frame and Windows Group	3-18
Fig. 13 - Cab Door Group	3-20
Fig. 14 - Cab Electrical and Wiper Group	3-22
Fig. 15 - Cab Dust Kit	3-24
Fig. 16 - Cab Pressurizer Kit (000000-008645)	3-26
Fig. 17 - Cab Heater Kit (000000-008645)	3-28
Fig. 18 - Cab Vent and Duct Group (008646-)	3-30
Fig. 19 - Cab Pressurizer Group (008646-)	3-31
Fig. 20 - Heater and Pressurizer Group (008646-)	3-32
Fig. 21 - Air Conditioning and Heater Group (008646-)	3-34
Fig. 22 - Air Conditioning Compressor Group (008646-)	3-36
Fig. 23 - Air Conditioning and Heater Electrical Group (008646-)	3-37
Fig. 24 - Air Conditioning Wire Harness Group (008646-)	3-38
Fig. 25 - Air Conditioning Electrical Schematic (008646-)	3-39
Fig. 26 - Blower Kit, Overhead Guard	3-40
Fig. 27 - Vacuum Wand Kit	3-42
Fig. 28 - Seat Belt Kit	3-44
Fig. 29 - Protectoseal Fuel Tank Cap Group	3-45
Fig. 30 - Spark Arrest Muffler Group	3-46
Fig. 31 - Fire Extinguisher Kit	3-47
Fig. 32 - Soft Ride Non Marking Tire And Wheel Assembly	3-48
Fig. 33 - Soft Ride Tire And Wheel Assembly	3-49
Fig. 34 - Hi-Wear Tire And Wheel Assembly	3-50
Fig. 35 - Foam Filled Tire Assembly	3-51
Fig. 36 - Solid Non Marking Turf Tire And Wheel Assembly	3-52
Fig. 37 - Solid Turf Tire And Wheel Assembly	3-53
Fig. 38 - Solid Non Marking Tire And Wheel Assembly	3-54
Fig. 39 - Stainless Steel Hopper Group	3-55
Fig. 40 - Transport Group	3-56
Fig. 41 - Auxiliary Side Brush Hopper Deflector Group	3-57
Fig. 42 - Auxiliary Side Brush Motor Group	3-58

Contents	Page
Fig. 43 - Auxiliary Side Brush Pivot Group	3-60
Fig. 44 - Auxiliary Side Brush Wire Harness Group	3-62
Fig. 45 - Auxiliary Side Brush Electrical Group	3-64
Fig. 46 - Side Brush Dust Control Kit (Metal Hopper)	3-66
Fig. 47 - Documentation Group	3-68

Fig. 1 - Signal Light Kit

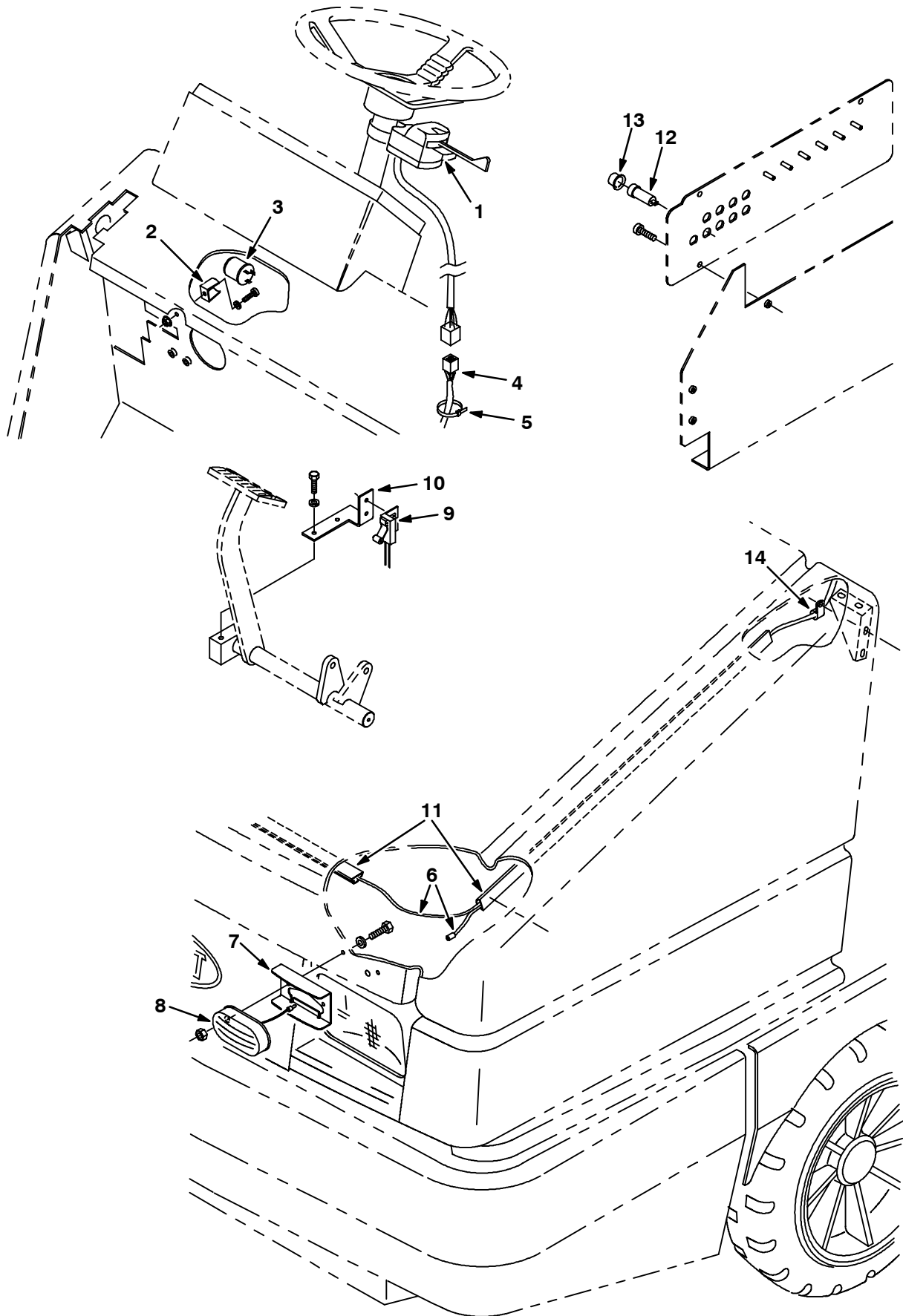
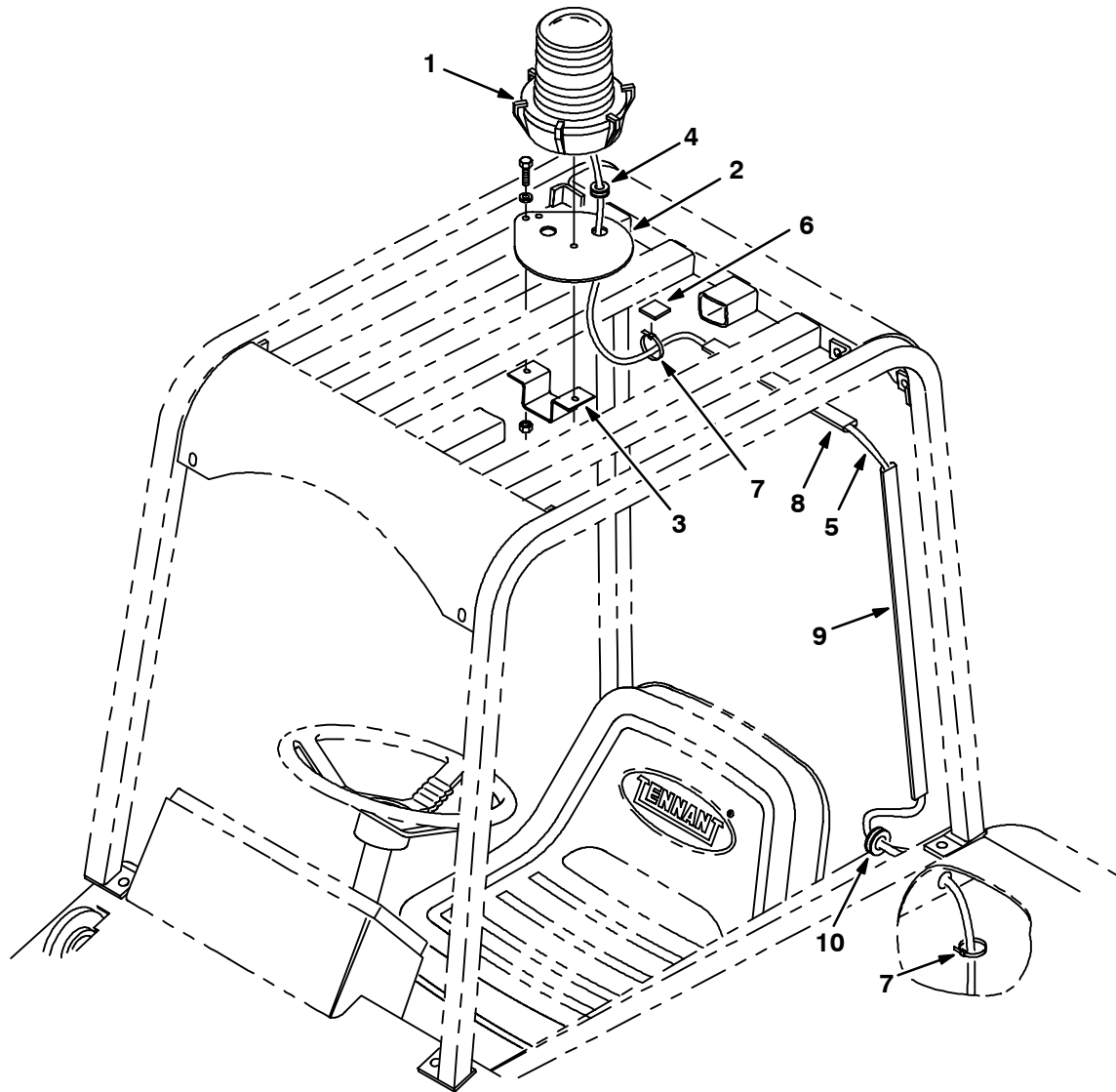


Fig. 1 - Signal Light Kit

	Ref.	Tenant Part No.	Machine Serial Number	Description	Qty.
▽		60305	(000000-) Light Kit Sgnl 355L	1
▲▽	1	60751	(000000-) Signal Assy Rework, E1740 Turn	1
▲▲		48570	(000000-) Bulb #53 12V	1
▲	2	24576-1	(000000-) Bracket, Flasher	1
▲	3	31922	(000000-) Flasher, Heavy Duty	1
▲	4	60283	(000000-) Harness, Turn Signal	1
▲	5	49266	(000000-) Tie, Cable 1.75D Max 7.50Lg	12
▲	6	60284	(000000-) Harness, Turn Signal	1
▲	7	72178	(000000-) Bracket, Light, SBDC	2
▲▽	8	34848	(000000-) Light Assy Mark/Yel 12V- . A	2
▲▲		87948	(000000-) Bulb, #194	1
▲	9	59962	(000000-) Switch Assy, Roller	1
▲	10	59920	(000000-) Bracket, Switch	1
▲	11	55034	(000000-) Duct, Vinyl .75x1.50x48.0 .75D	1
▲	12	57803	(000000-) Circuit Breaker, 15 Resetbl	1
▲	13	57751	(000000-) Boot - Circuit Breaker	1
▲	14	40678	(000000-) Clamp, Cable .44D .62 Wide	1

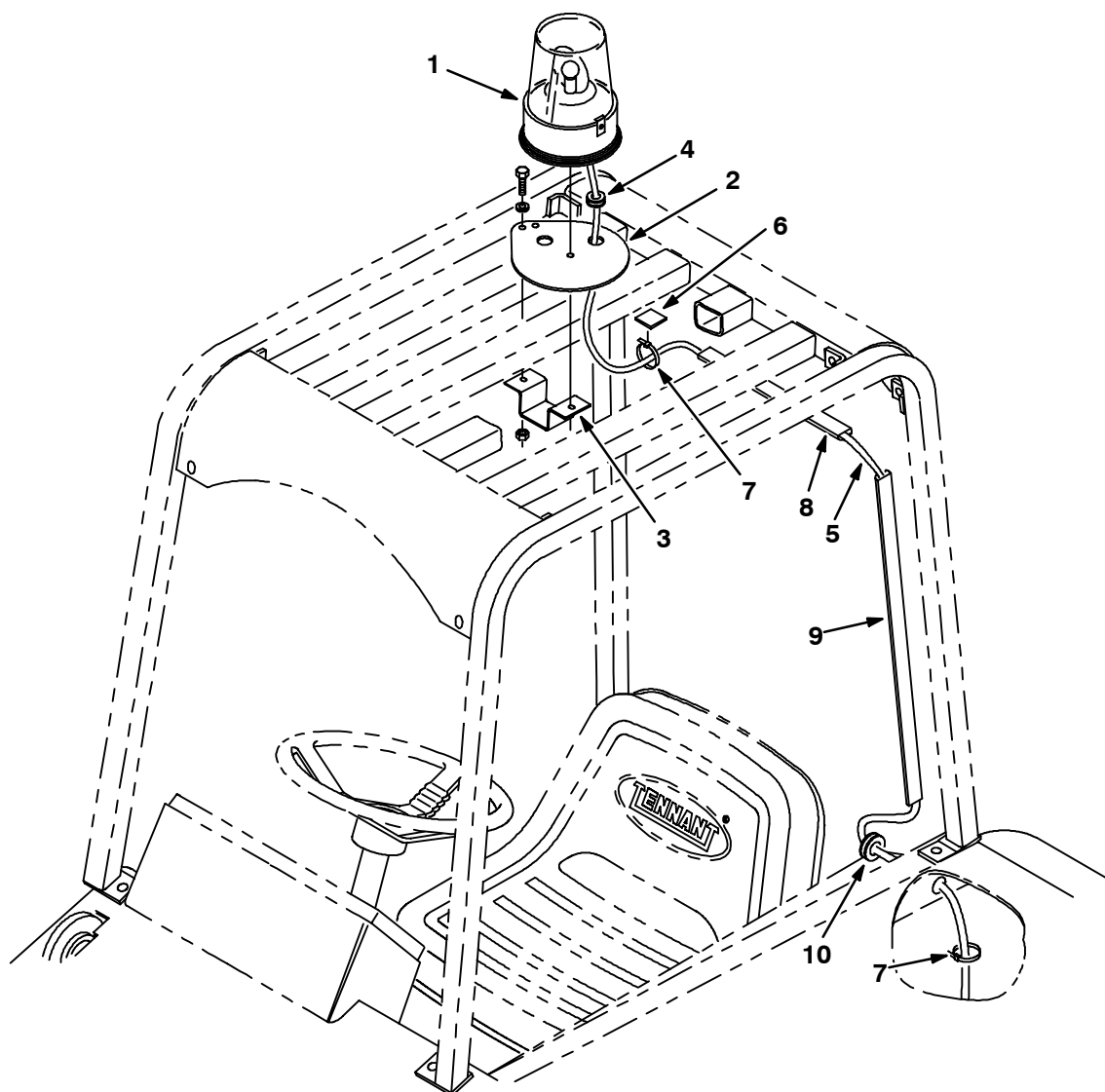
Fig. 2 - Flashing Light Kit, Overhead Guard



07474 - IC, NA, JP

Ref.	Tennant Part No.	Machine Serial Number	Description	Qty.
▽	60307	(000000-) Light Kit Flsh 355L Ohg	1
▲▽	1 82063	(000000-) Light, Flashing, Amber, 12V-Re	1
▲▲	58520	(000000-) Lens,Flashing Lite Fr207 Amber	1
▲▲	45779	(000000-) Bulb, General Electric	1
▲	2 57220	(000000-) Plate, Light Mtg.	1
▲	3 59447	(000000-) Bracket, Mtg, Light, Ohg	1
▲	4 10632-9	(000000-) Grommet,Rbr,0.63Id,For .13Matl	1
▲	5 60288	(000000-) Harness, Revolv Light, Cab,Ohg	1
▲	6 55248	(000000-) Cabletie Mount, Adhesive	5
▲	7 49266	(000000-) Tie, Cable 1.75D Max 7.50Lg	8
▲	8 86330	(000000-) Duct, Vinyl 10.0 In	2
▲	9 86332	(000000-) Duct, Vinyl 26.0 In.	1
▲	72114	(000000-) Duct, Vinyl 6.0 In.	1
▲	10 10632-18	(000000-) Grommet, Rbr, 0.69 ID	1
	58518	(000000-) Lens,Flashing Lite Fr207 Red	1
	58519	(000000-) Lens,Flashing Lite Fr207 Blue	1

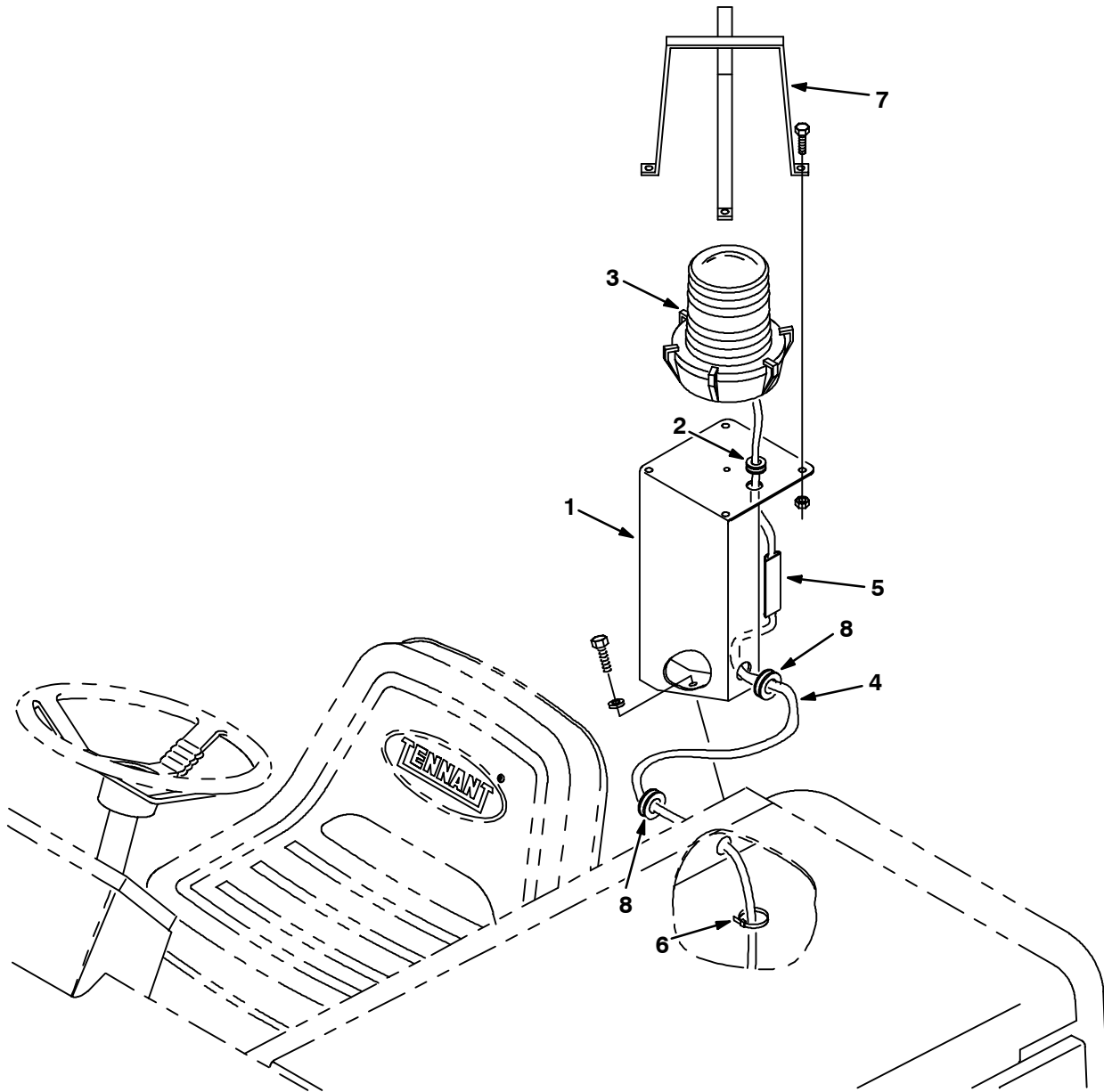
Fig. 3 - Revolving Light Kit, Overhead Guard



07470 - IC, NA, JP

Ref.	Tennant Part No.	Machine Serial Number	Description	Qty.
▽	60309	(000000-)	Light Kit Revl 355L Ohg	1
▲▽	1 82200	(000000-)	Light,Rev.Amber 12V-Reworked	1
▲▲	44681-1	(000000-)	Lens,Rev.Light,Amber	1
▲▲	45779	(000000-)	Bulb, General Electric	1
▲	2 57220	(000000-)	Plate, Light Mtg.	1
▲	3 59447	(000000-)	Bracket, Mtg, Light, Ohg	1
▲	4 10632-9	(000000-)	Grommet,Rbr,0.63Id,For .13Matl	1
▲	5 60288	(000000-)	Harness, Revolv Light, Cab,Ohg	1
▲	6 55248	(000000-)	Cabletie Mount, Adhesive	5
▲	7 49266	(000000-)	Tie, Cable 1.75D Max 7.50Lg	8
▲	8 86330	(000000-)	Duct, Vinyl 10.0 In.	2
▲	9 86332	(000000-)	Duct, Vinyl 26.0 In.	1
▲	72114	(000000-)	Duct, Vinyl 6.0 In.	1
▲	10 10632-18	(000000-)	Grommet, Rbr, 0.69 ID	1
	44681	(000000-)	Lens,Rev.Light,Red	1
	44681-2	(000000-)	Lens,Rev.Light,Blue	1

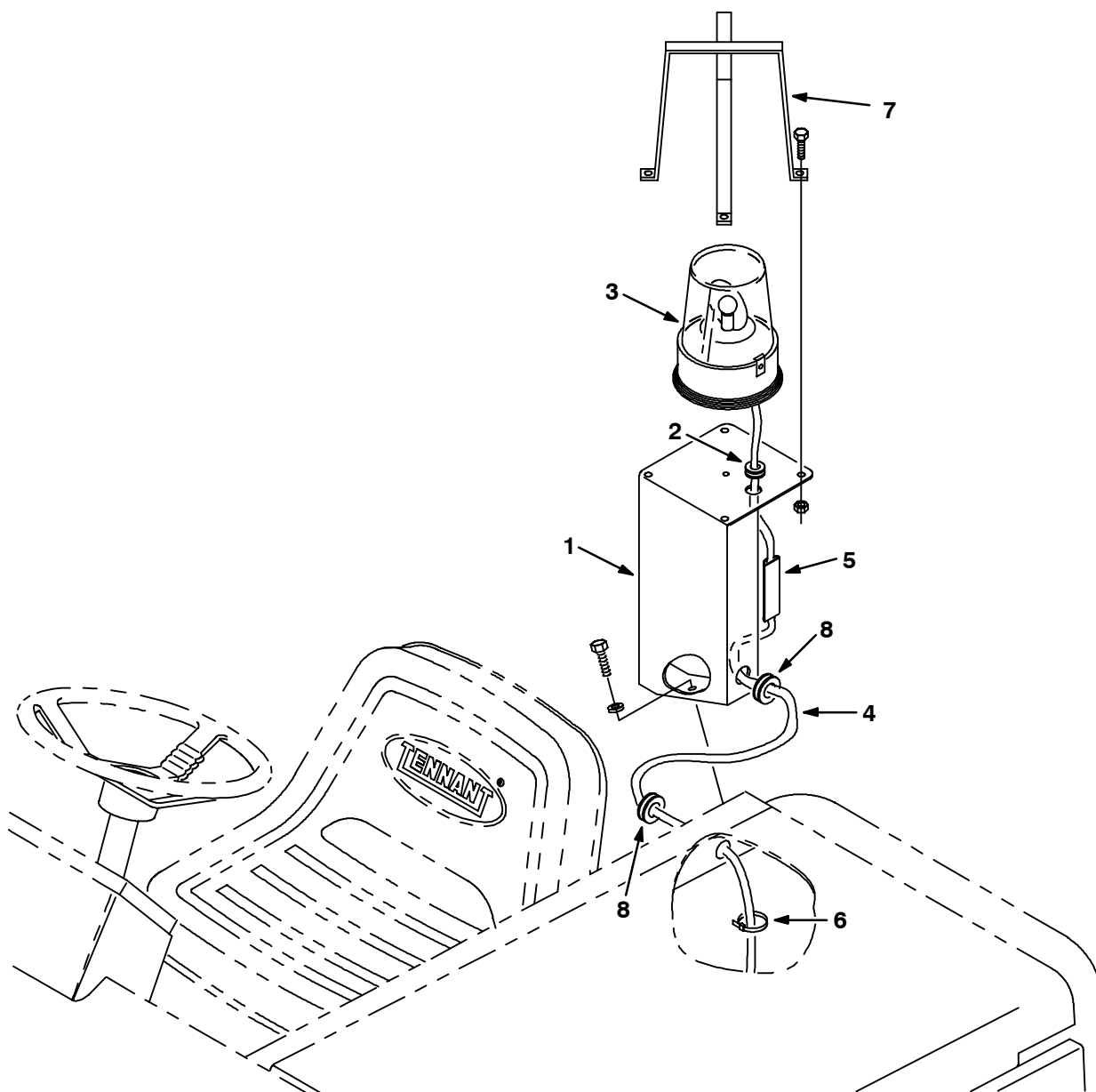
Fig. 4 - Flashing Light Kit, LRC



07477 - IC, NA, JP

Ref.	Tennant Part No.	Machine Serial Number	Description	Qty.
▽	60312	(000000-) Light Kit Flsh 355L Lrc	1
▲	1 72100	(000000-) Bracket Wldt, Light, Rotating	1
▲	2 10632-9	(000000-) Grommet,Rbr,0.56Id,For .13Matl	1
▲▽	3 82063	(000000-) Light, Flashing, Amber, 12V-Re	1
▲▲	58520	(000000-) Lens,Flashing Lite Fr207 Amber	1
▲▲	45779	(000000-) Bulb, General Electric	1
▲	4 71543	(000000-) Harness, Wire, Hazard	1
▲	5 86333	(000000-) Duct, Vinyl 3.5 In.	1
▲	6 49266	(000000-) Tie, Cable 1.75D Max 7.50Lg	6
▲	7 45272	(000000-) Guard Wldt, Lights, Revl&Flsh	1
▲	8 10632-18	(000000-) Grommet, Rbr, 0.69 ID	2
	58518	(000000-) Lens,Flashing Lite Fr207 Red	1
	58519	(000000-) Lens,Flashing Lite Fr207 Blue	1

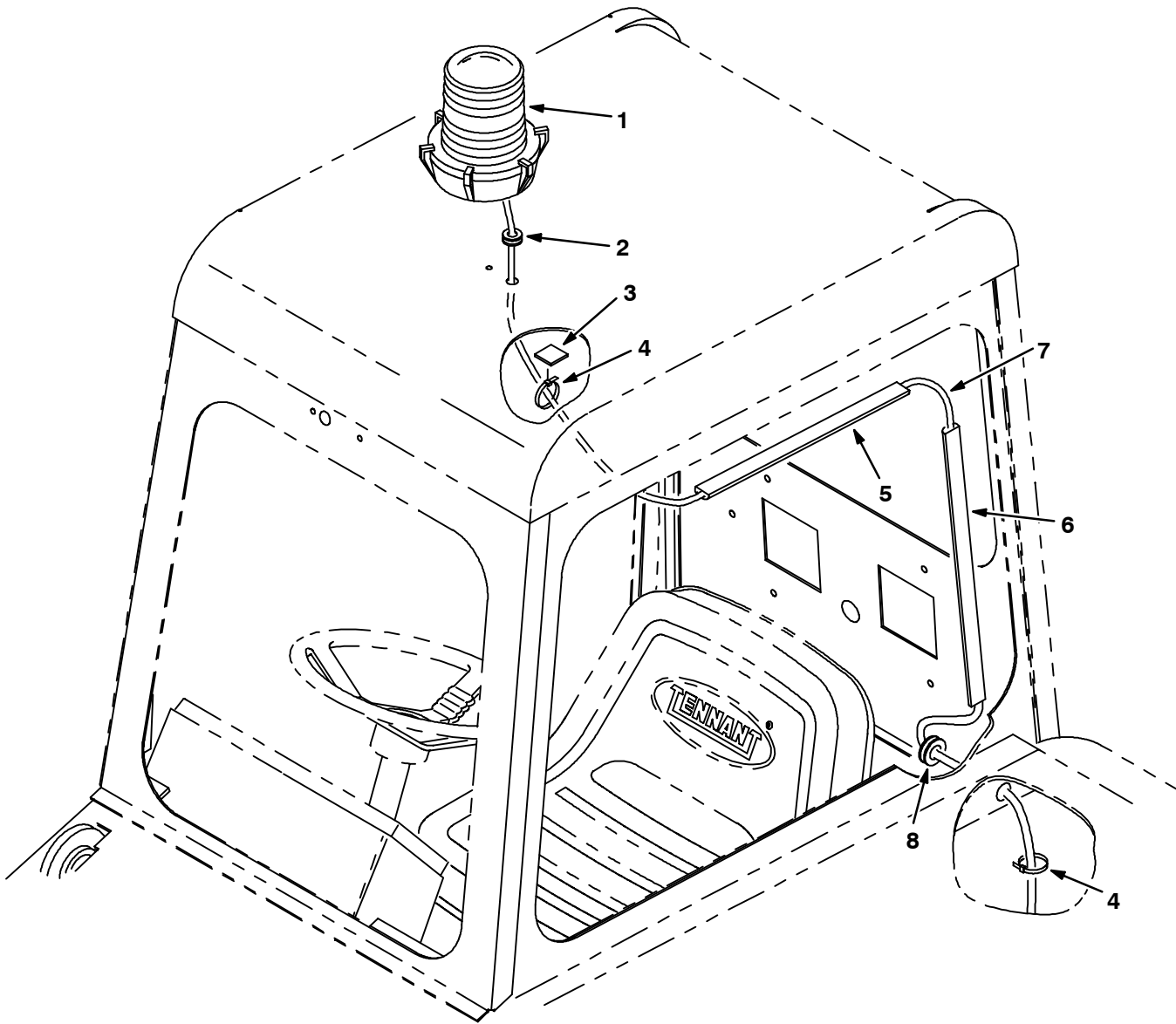
Fig. 5 - Revolving Light Kit, LRC



07473 - IC, NA, JP

Ref.	Tennant Part No.	Machine Serial Number	Description	Qty.
▽	60314	(000000-) Light Kit Revl 355L Lrc	1
▲	1 72100	(000000-) Bracket Wldt, Light, Rotating	1
▲	2 10632-9	(000000-) Grommet, Rbr, 0.56Id, For .13Matl	1
▲▽	3 82200	(000000-) Light, Rev. Amber 12V-Reworked	1
▲▲	44681-1	(000000-) Lens, Rev. Light, Amber	1
▲▲	45779	(000000-) Bulb, General Electric	1
▲	4 71543	(000000-) Harness, Wire, Hazard	1
▲	5 86333	(000000-) Duct, Vinyl 3.5 In.	1
▲	6 49266	(000000-) Tie, Cable 1.75D Max 7.50Lg	6
▲	7 45272	(000000-) Guard Wldt, Lights, Revl&Fish	1
▲	8 10632-18	(000000-) Grommet, Rbr, 0.69 ID	2
	44681	(000000-) Lens, Rev. Light, Red	1
	44681-2	(000000-) Lens, Rev. Light, Blue	1

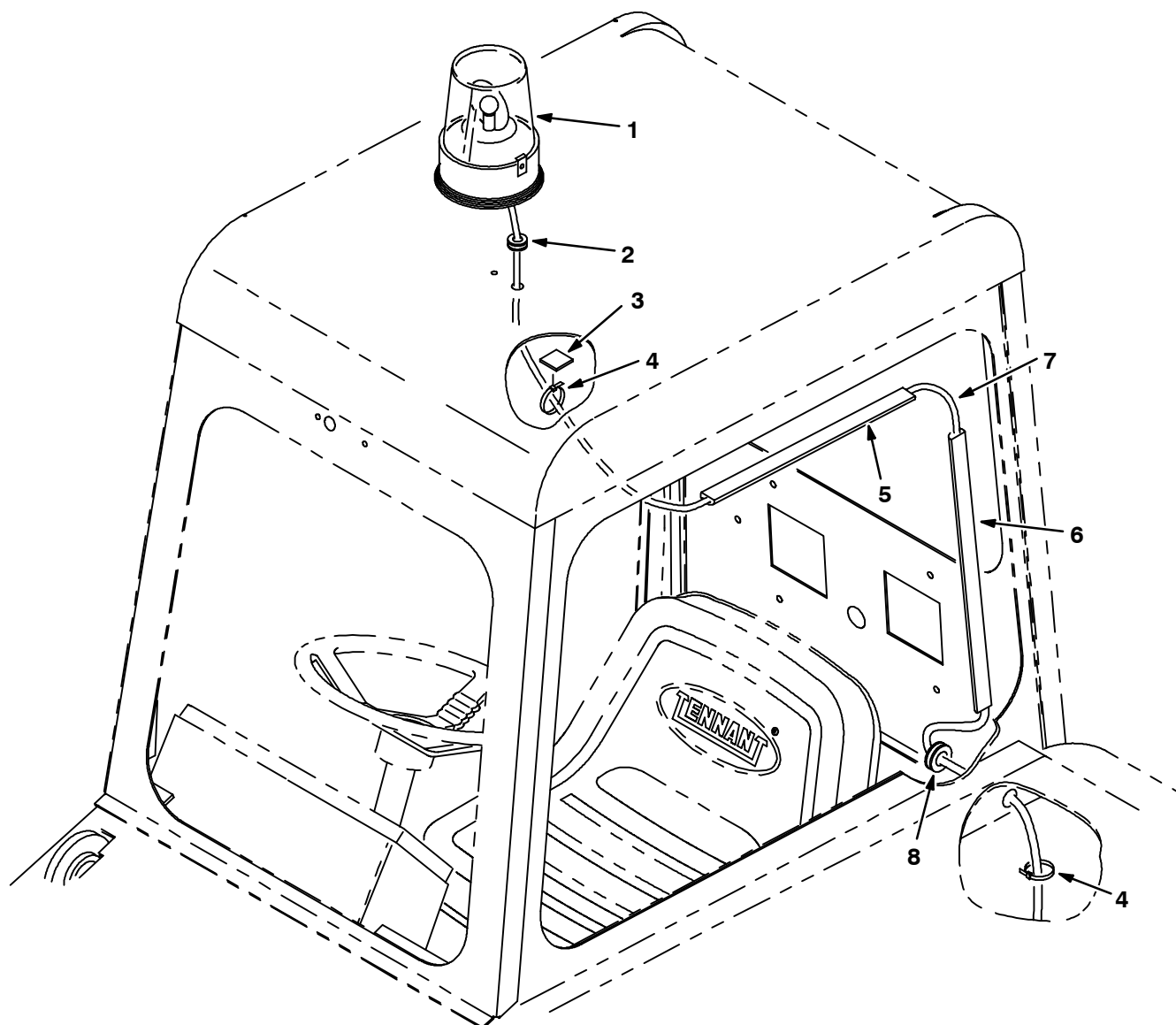
Fig. 6 - Flashing Light Kit, Cab



07475 - IC, NA, JP

Ref.	Tennant Part No.	Machine Serial Number	Description	Qty.
▽	60316	(000000-)	Light Kit Flsh 355L Cab	1
▲▽	1 82063	(000000-)	Light, Flashing, Amber, 12V-Re	1
▲▲	58520	(000000-)	Lens,Flashing Lite Fr207 Amber	1
▲▲	45779	(000000-)	Bulb, General Electric	1
▲	2 10632-9	(000000-)	Grommet,Rbr, 0.56 In	1
▲	3 55248	(000000-)	Cabletie Mount, Adhesive	4
▲	4 49266	(000000-)	Tie, Cable 1.75D Max 7.50Lg	4
▲	5 86331	(000000-)	Duct, Vinyl 16.0 In.	1
▲	6 86332	(000000-)	Duct, Vinyl 26.0 In.	1
▲	7 60288	(000000-)	Harness, Revolv Light, Cab,Ohg	1
▲	8 10632-18	(000000-)	Grommet, Rbr, 0.69 ID	1
	58518	(000000-)	Lens,Flashing Lite Fr207 Red	1
	58519	(000000-)	Lens,Flashing Lite Fr207 Blue	1

Fig. 7 - Revolving Light Kit, Cab



07476 - IC, NA, JP

Ref.	Tennant Part No.	Machine Serial Number	Description	Qty.
▽	60318	(000000-)	Light Kit Revl 355L Cab	1
▲▽	1 82200	(000000-)	Light,Rev.Amber 12V-Reworked	1
▲▲	44681-1	(000000-)	Lens,Rev.Light,Amber	1
▲▲	45779	(000000-)	Bulb, General Electric	1
▲	2 10632-9	(000000-)	Grommet,Rbr, 0.56 In	1
▲	3 55248	(000000-)	Cabletie Mount, Adhesive	4
▲	4 49266	(000000-)	Tie, Cable 1.75D Max 7.50Lg	4
▲	5 86331	(000000-)	Duct, Vinyl 16.0 In.	1
▲	6 86332	(000000-)	Duct, Vinyl 26.0 In.	1
▲	7 60288	(000000-)	Harness, Revolv Light, Cab,Ohg	1
▲	8 10632-18	(000000-)	Grommet, Rbr, 0.69 ID	1
	44681	(000000-)	Lens,Rev.Light,Red	1
	44681-2	(000000-)	Lens,Rev.Light,Blue	1

Fig. 8 - Back-Up Alarm Kit, Cab

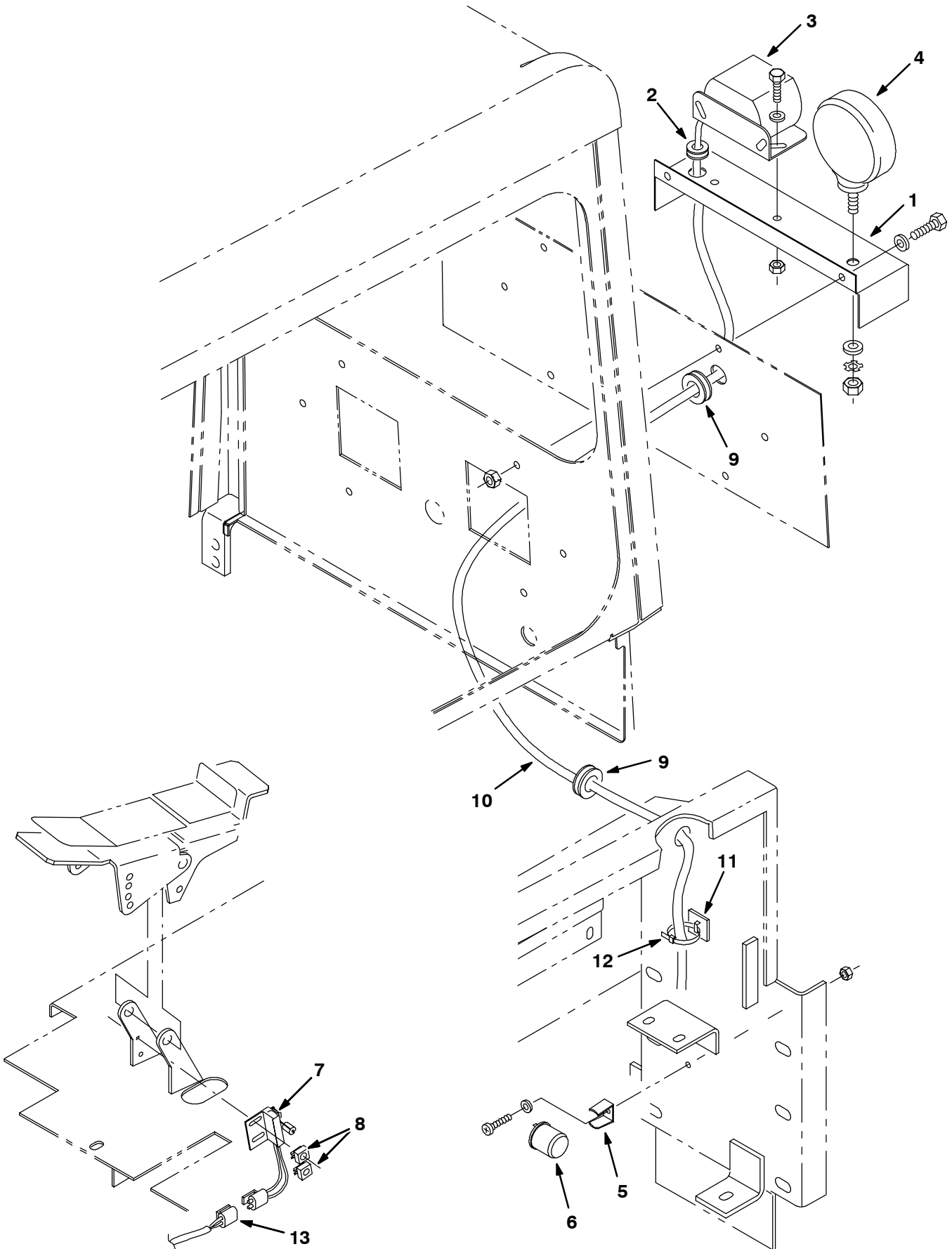


Fig. 8 - Back-Up Alarm Kit, Cab

	Ref.	Tennant Part No.	Machine Serial Number	Description	Qty.
▽		72096	(000000-) Alarm Kit, Bu A/v 355L, Cab	1
▲	1	71058	(000000-) Bracket, Alarm, Back-Up	1
▲	2	10632-9	(000000-) Grommet,Rbr, 0.56 In	1
▲	3	61920	(000000-) Horn Assy, Back-Up Alarm	1
▲▽	4	36438	(000000-) Headlight Assy,210G	1
▲▲		36439	(000000-) Bulb, 12V .9A 15Cp#1004	1
▲	5	24576-1	(000000-) Bracket, Flasher	1
▲	6	24576	(000000-) Flasher, 12V	1
▲	7	23211	(000000-) Switch Assy, Roller	1
▲	8	23210	(000000-) Nut Speed, Retainer, 8-32 Thd	2
▲	9	10632-18	(000000-) Grommet, Rbr, 0.69 ID	2
▲	10	71544	(000000-) Harness, Alarm, Backup	1
▲	11	55248	(000000-) Cabletie Mount, Adhesive	2
▲	12	49266	(000000-) Tie, Cable 1.75D Max 7.50Lg	5
▲	13	70159	(000000-) Harness, Adapter, B/u Alarm	1

Fig. 9 - Back-Up Alarm Kit, Cab with Pressurizer

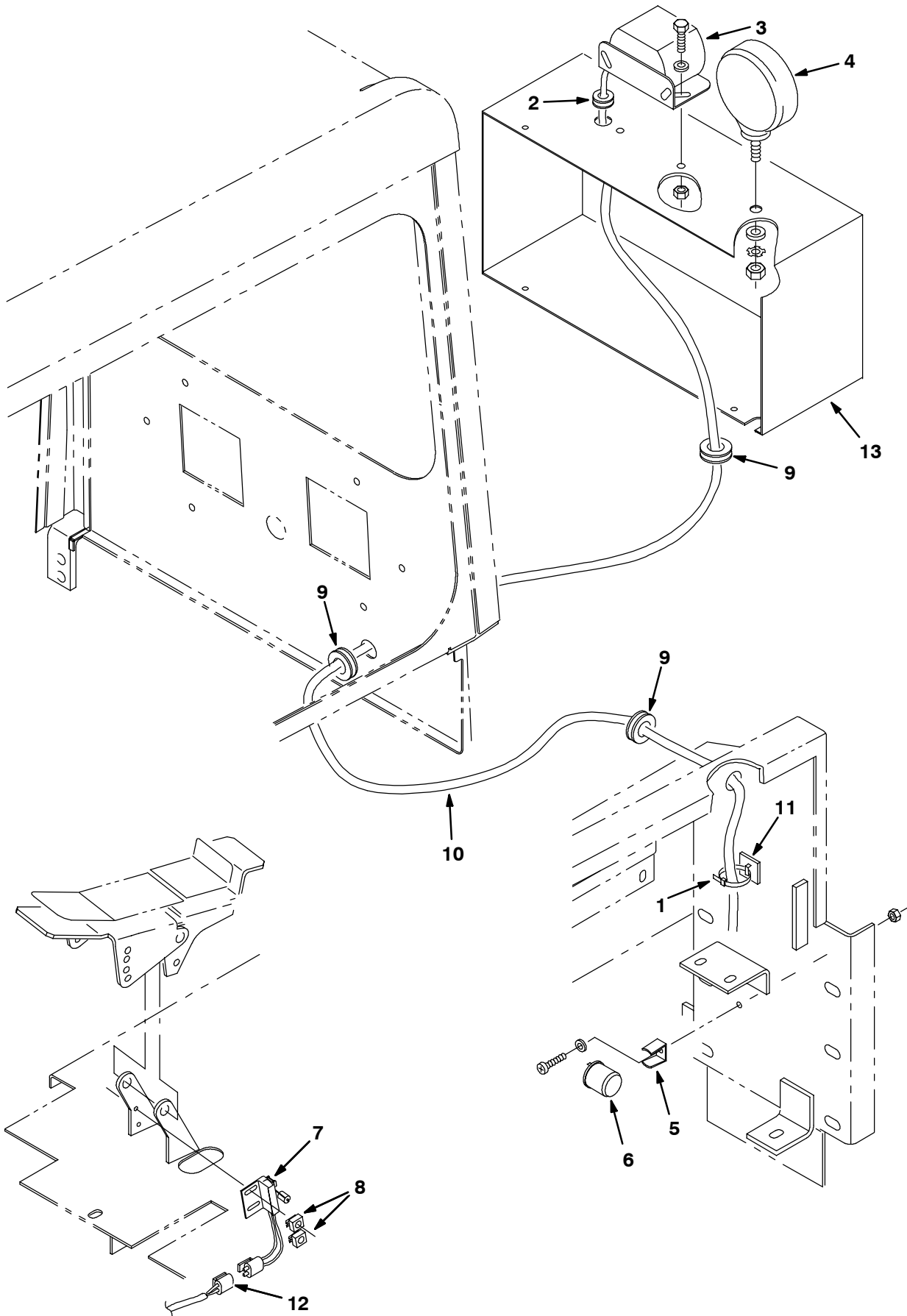


Fig. 9 - Back-Up Alarm Kit, Cab with Pressurizer

	Ref.	Tennant Part No.	Machine Serial Number	Description	Qty.
▽		72094	(000000-) Alarm Kit, Bu A/v 355L, Cab with Pressurizer	1
▲	1	49266	(000000-) Tie, Cable 1.75D Max 7.50Lg	5
▲	2	10632-9	(000000-) Grommet,Rbr, 0.56 In	1
▲	3	61920	(000000-) Horn Assy, Back-Up Alarm	1
▲▽	4	36438	(000000-) Headlight Assy,210G	1
▲▲		36439	(000000-) Bulb, 12V .9A 15Cp#1004	1
▲	5	24576-1	(000000-) Bracket, Flasher	1
▲	6	24576	(000000-) Flasher, 12V	1
▲	7	23211	(000000-) Switch Assy, Roller	1
▲	8	23210	(000000-) Nut Speed, Retainer, 8-32 Thd	2
▲	9	10632-18	(000000-) Grommet, Rbr, 0.69 ID	3
▲	10	71544	(000000-) Harness, Alarm, Backup	1
▲	11	55248	(000000-) Cabletie Mount, Adhesive	2
▲	12	70159	(000000-) Harness, Adapter, B/u Alarm	1
	13	72080	(000000-) Cover Wldt, Press & Alarm	1

Fig. 10 - Side Brush Light Kit

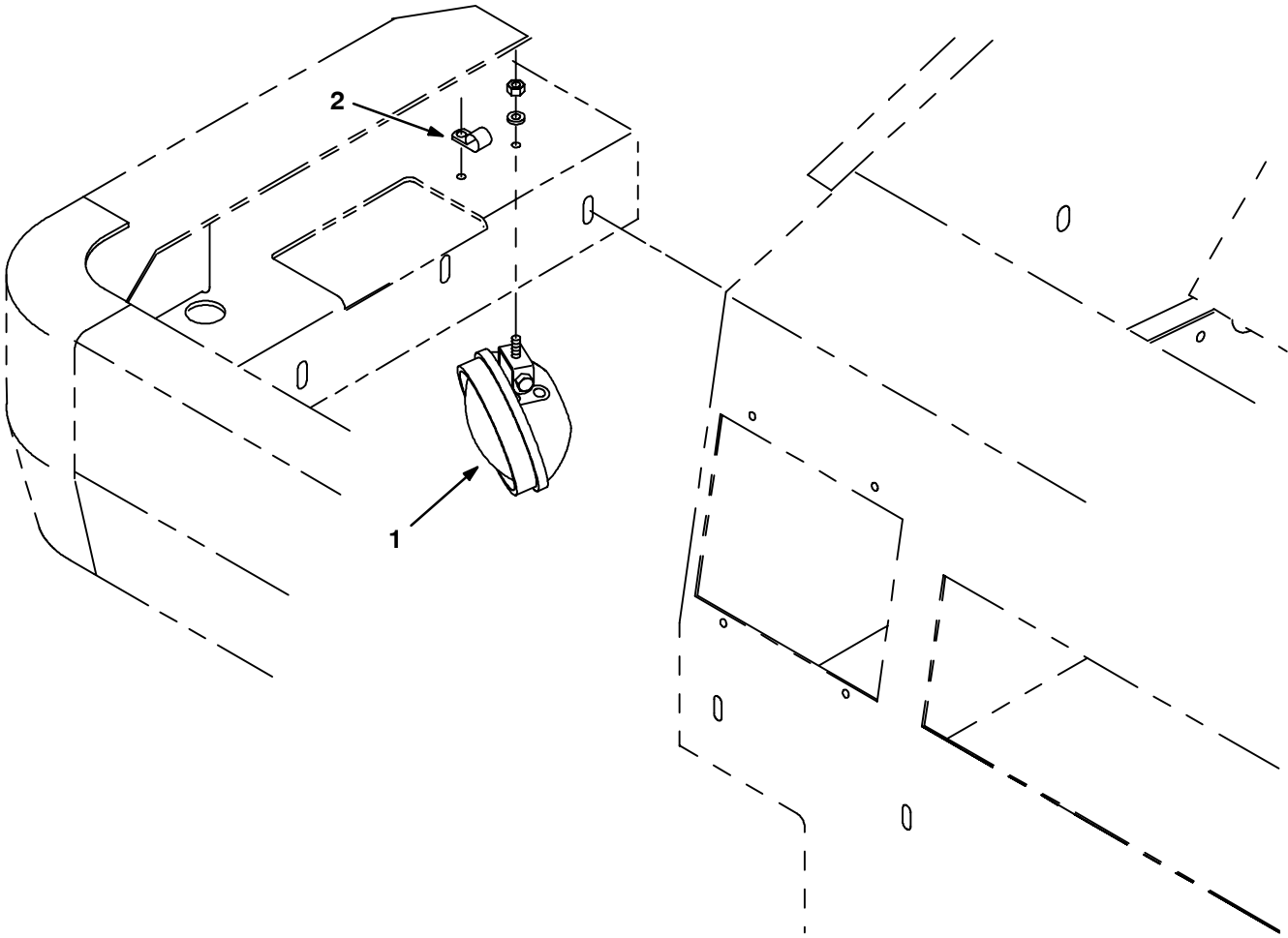


Fig. 10 - Side Brush Light Kit

	Ref.	Tennant Part No.	Machine Serial Number	Description	Qty.
▽		60372	(000000-) Light Kit, Side Brush 355L	1
▲▽	1	19827	(000000-) Light Assy Work/Clr 12V- . A	1
▲▲		51570	(000000-) Bulb GE	1
▲	2	40678	(000000-) Clamp, Cable .44D .62Wide	1

Fig. 11 - Cab Insulation Group

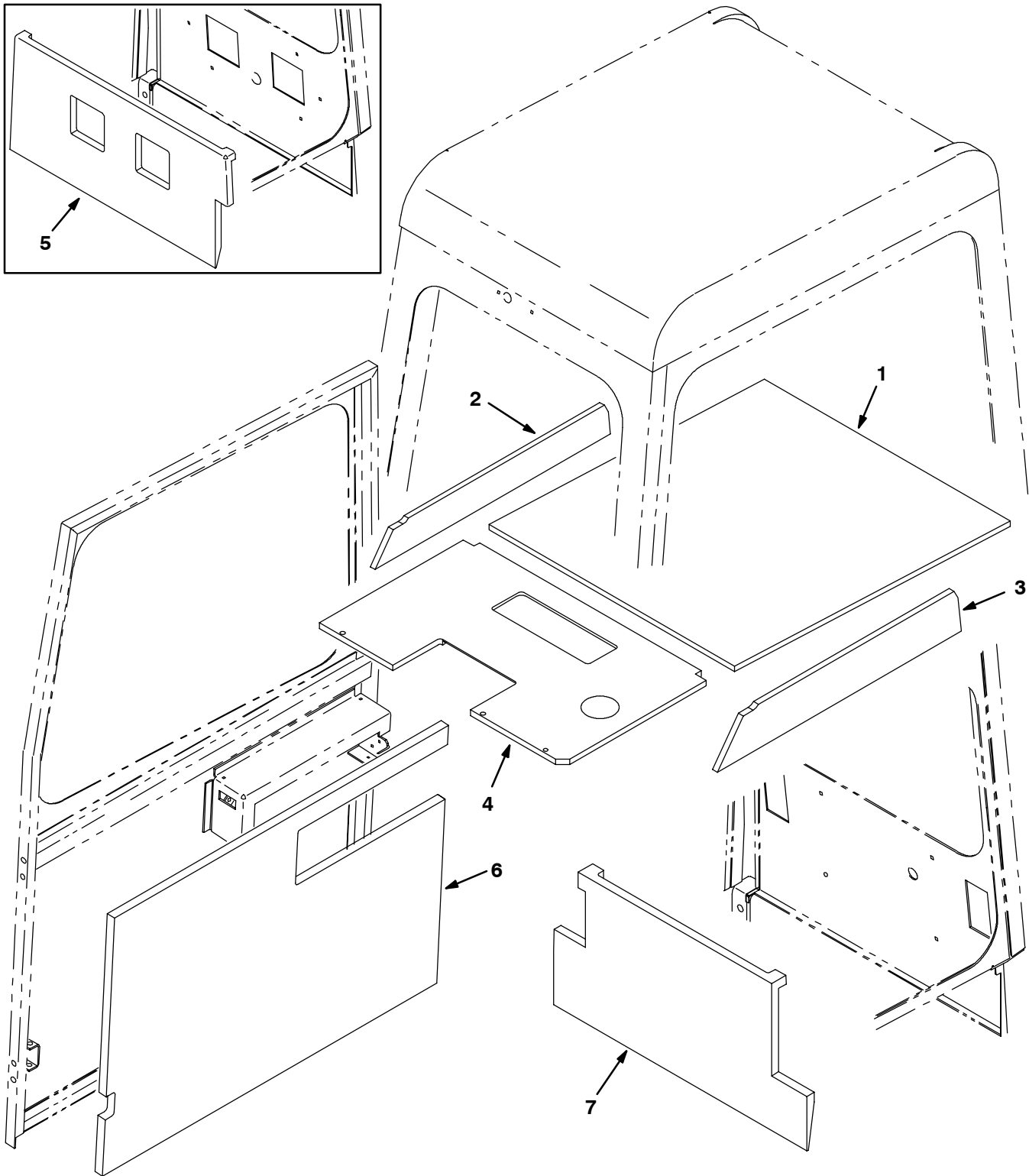


Fig. 11 - Cab Insulation Group

NOTE: Cab Kit, TENNANT Part Number 59511, includes Fig. 11, Fig. 12, Fig. 13, Fig. 14, and Fig. 15.

Ref.	Tennant Part No.	Machine Serial Number	Description	Qty.
1	55073	(000000-) Insulation,S/Foam,Roof	1
2	55074	(000000-) Insulation,S/Foam,Side Rh	1
3	55161	(000000-) Insulation,S/Foam,Side Lh	1
4	55162	(000000-) Insulation,S/Foam,Panel	1
5	55163	(000000-008645) Insulation,S/Foam Rear (Replc by 375311)	1
6	55164	(000000-) Insulation,S/Foam Door	1
7	375311	(008646-) Insulation, S/Foam, Rear	1

Fig. 12 - Cab Frame and Windows Group

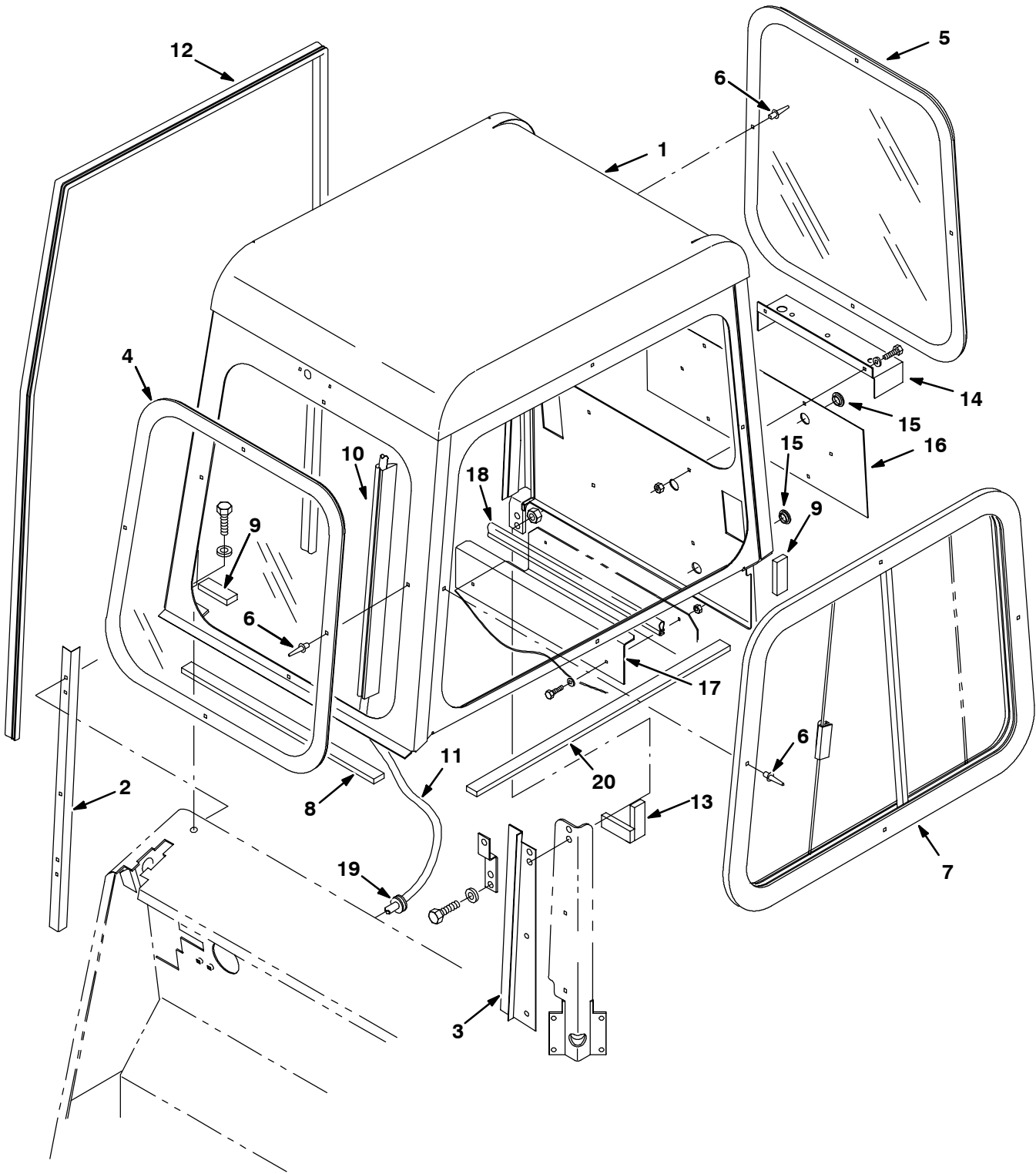


Fig. 12 - Cab Frame and Windows Group

NOTE: Cab Kit, TENNANT Part Number 59511, includes Fig. 11, Fig. 12, Fig. 13, Fig. 14, and Fig. 15.

Ref.	Tennant Part No.	Machine Serial Number	Description	Qty.
1	370143	(000000-) Cab Wldt	1
2	56546	(000000-) Angle, Door Jamb	1
3	56560	(000000-) Angle, Door Jamb, Lower, Rear	1
4	74430	(000000-) Window, Cab, Front	1
5	74431	(000000-) Window, Cab, Rear	1
6	56799	(000000-) Rivet, Pop- .125Dx.38x.25Dhd Al	12
7	74429	(000000-) Window, Cab, Side	1
8	55959	(000000-) Seal, Cab, Front	1
9	55968	(000000-) Seal, Cab, Side	2
10	55973	(000000-) Duct, Vinyl 24.0	1
11	60287	(000000-) Harness, Cab	1
12	66221	(000000-) Seal, 142.0 Lg Door	1
13	66197	(000000-) Insulation, Acoustic	1
14	71058	(000000-) Bracket, Back-Up Alarm	1
15	55035	(000000-) Plug, Plastic, 1.00 D	2
16	55270	(000000-) Plate, Cover	1
17	55227	(000000-) Plate, Seal, Sppt, Seat	1
18	55228	(000000-) Seal, 19.75 Lg	1
19	56187	(000000-) Grommet, Rubber	1
20	55963	(000000-) Seal, Cab, Side	1

Fig. 13 - Cab Door Group

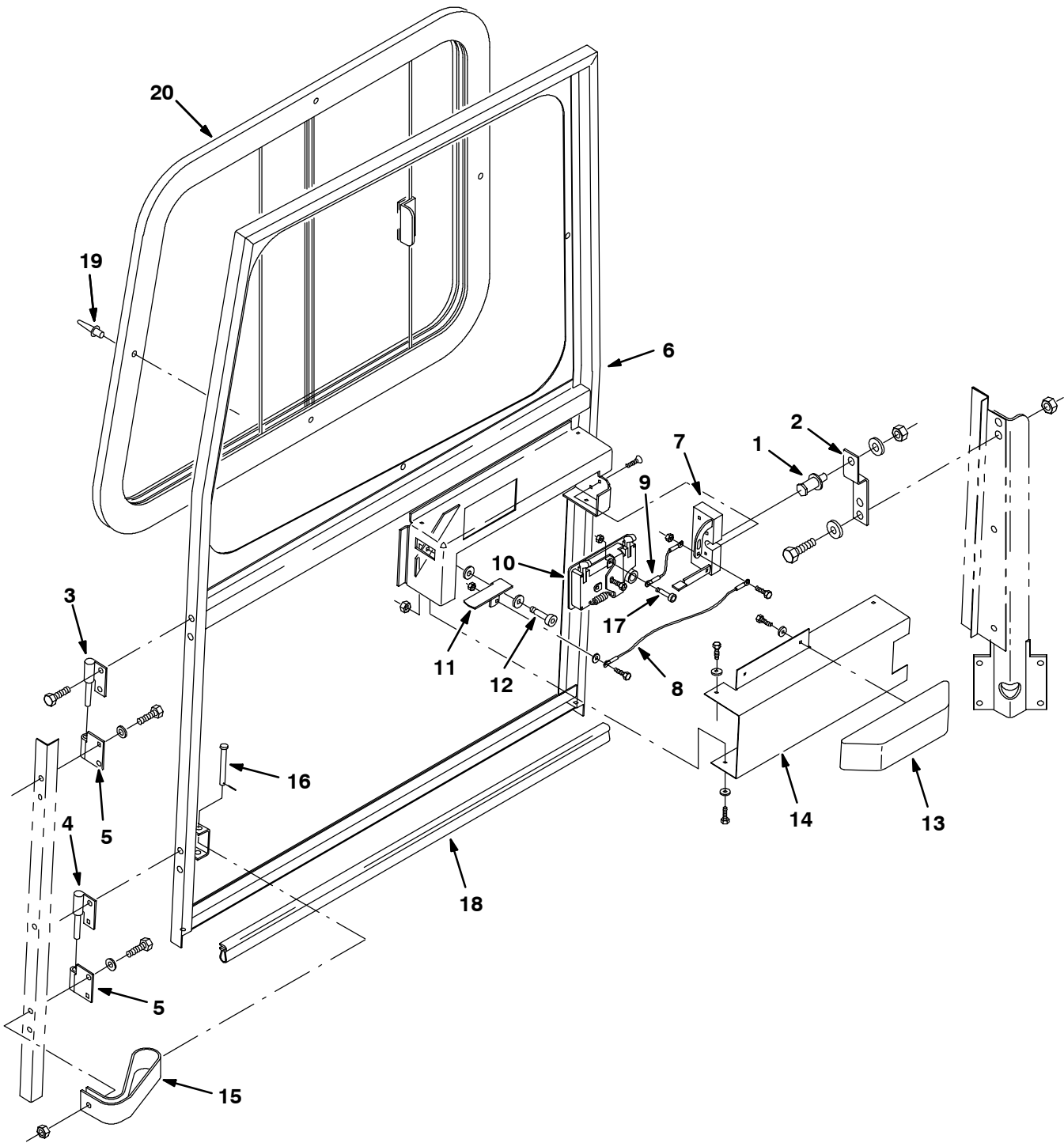


Fig. 13 - Cab Door Group

NOTE: Cab Kit, TENNANT Part Number 59511, includes Fig. 11, Fig. 12, Fig. 13, Fig. 14, and Fig. 15.

Ref.	Tennant Part No.	Machine Serial Number	Description	Qty.
1	58898	(000000-) Bolt, Latch	1
2	59032	(000000-) Bracket, Latch, Bolt	1
3	374653	(000000-) Hinge Wldt, Long Pin	1
4	374654	(000000-) Hinge Wldt, Short Pin	1
5	374651	(000000-) Hinge Wldt, Cab Door	2
6	370146	(000000-) Door Wldt, Cab	1
7	59514	(000000-) Latch	1
8	57702	(000000-) Cable, Door, Access	1
9	55038	(000000-) Cable, .06D X 5.75	1
10	59515	(000000-) Handle, Paddle	1
11	391816	(000000-) Lever, Door Release	1
12	02129	(000000-) Scr-Shld .375Dx0.38L .31-18	1
13	34280	(000000-) Armrest Cab	1
14	59031	(000000-) Cover, Bracket, Armrest	1
15	60862	(000000-) Sleeve, Door Stop	1
16	02126	(000000-) Pin, Clevis, 0.37 Diax3.00L	1
17	31249	(000000-) Scr-Shld .250Dx1.25L 10-24	1
18	72024	(000000-) Seal, Cab Door	1
19	56799	(000000-) Rivet, Pop- .125Dx.38x.25Dhd Al	4
20	74428	(000000-) Window, Cab, Door	1

Fig. 14 - Cab Electrical and Wiper Group

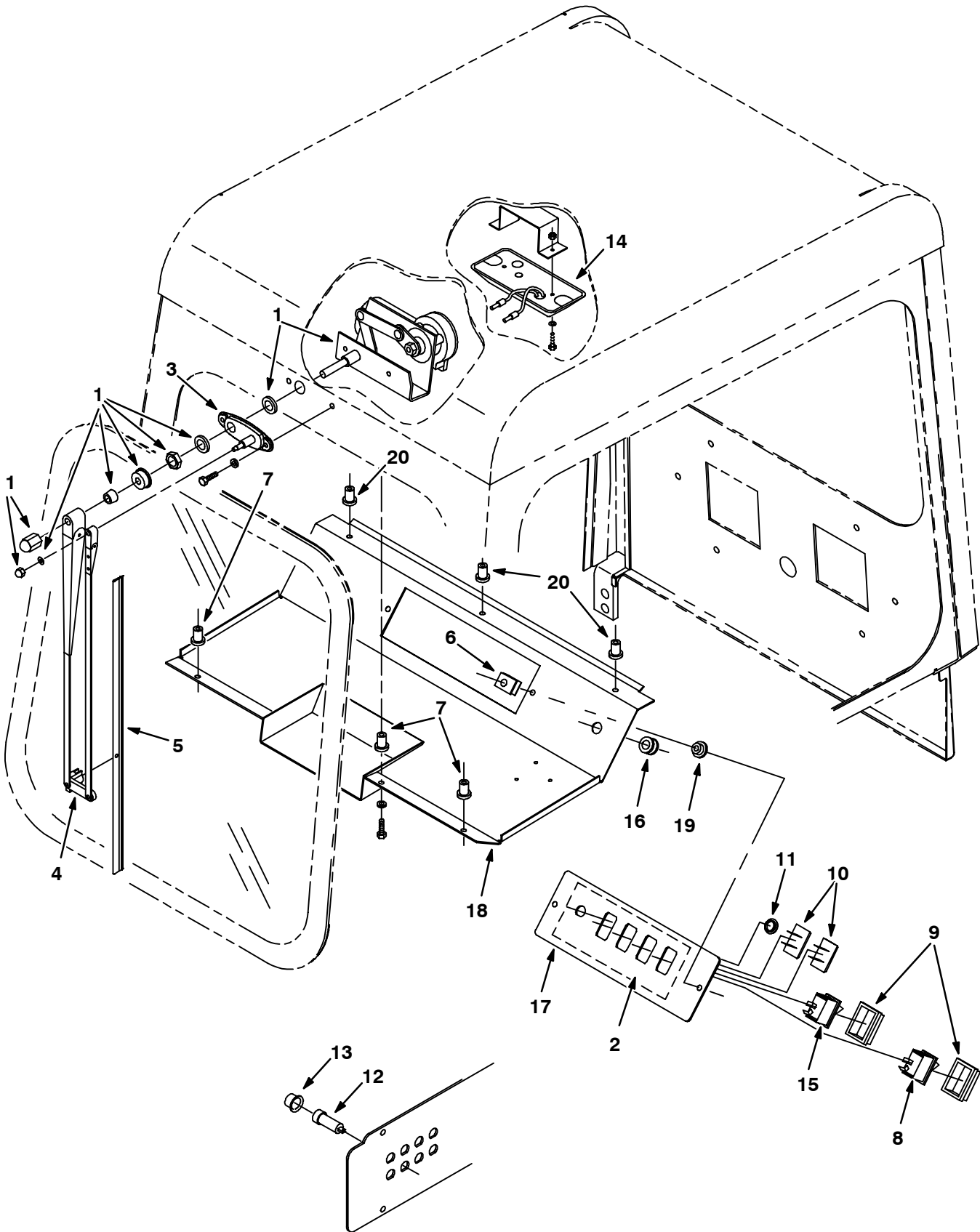


Fig. 14 - Cab Electrical and Wiper Group

NOTE: Cab Kit, TENNANT Part Number 59511, includes Fig. 11, Fig. 12, Fig. 13, Fig. 14, and Fig. 15.

Ref.	Tennant Part No.	Machine Serial Number	Description	Qty.	
1	59803	(000000-) Motor-Ele 12V, Wiper, Windshld	1	
2	55181	(000000-) Label, Operational, Cab	1	
3	59797	(000000-) Plate, Mtg, Wiper Kit	1	
4	59799	(000000-) Arm, Windshield Wiper, Panto	1	
5	74433	(000000-) Blade, Windshield Wiper, 18"	1	
6	12271	(000000-) Nut, U M6 X 1.0	2	
7	41845	(000000-) Well-Nut .25-20 #1/4-5	3	
8	65553	(000000-) Switch, Rocker Dpdt	1	
9	57807	(000000-) Cover, Rocker Switch Seal	2	
10	57772	(000000-) Plate-Cover	2	
11	57167	(000000-) Plugbtn .62H .03-.12 Blacknyl	1	
12	57803	(000000-) Breaker-Circuit, 15 Resetbl	1	
13	57751	(000000-) Boot-Circuit Breaker	1	
▽	14	55461	(000000-) Light Assy, Dome	1
▲		72142	(000000-) Bulb	1
15	65561	(000000-) Switch, Rocker Spst	1	
16	10632-12	(000000-) Grommet,Rbr, 0.38 In	1	
17	71057	(000000-) Panel, Switch, Cab	1	
18	72049	(000000-) Cover Wldt	1	
19	01047	(000000-) Retainer	2	
20	61913	(000000-) Nut, Isolator, .25-20 Wall Thk .031-.187	3	

Fig. 15 - Cab Dust Kit

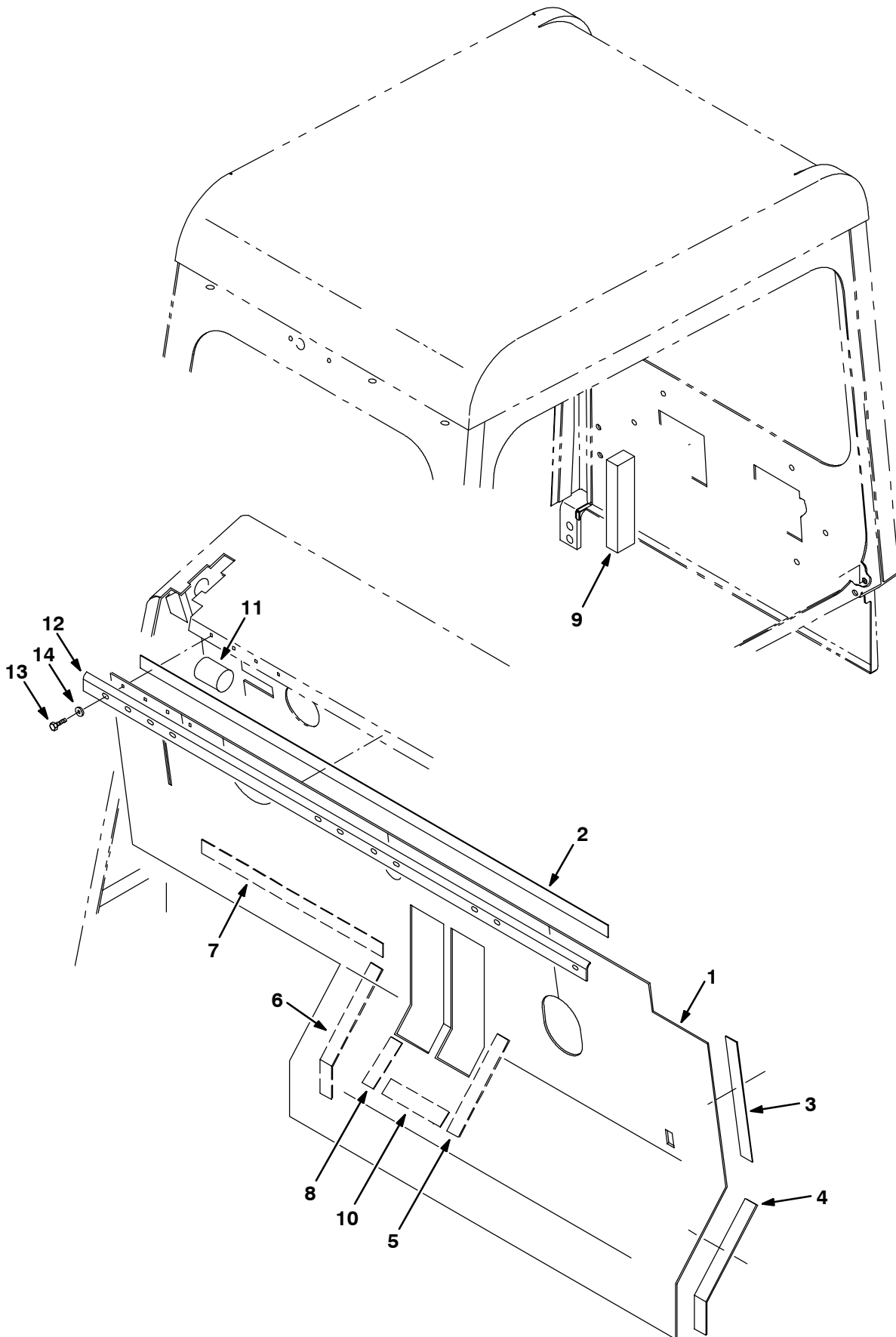


Fig. 15 - Cab Dust Kit

NOTE: Cab Kit, TENNANT Part Number 59511, includes Fig. 11, Fig. 12, Fig. 13, Fig. 14, and Fig. 15.

	Ref.	Tennant Part No.	Machine Serial Number	Description	Qty.
▽		370115	(000000-) Cab Dust Kit	1
▲	1	370116	(000000-) Skirt, Firewall, Rh	1
▲	2	370117	(000000-) Strip, Velcro 45 Inches Long	1
▲	3	370118	(000000-) Strip, Velcro 9.75 Inches Long	1
▲	4	370119	(000000-) Strip, Velcro 11 Inches Long	1
▲	5	370120	(000000-) Strip, Velcro 15 Inches Long	1
▲	6	370121	(000000-) Strip, Velcro 12 Inches Long	1
▲	7	370122	(000000-) Strip, Velcro 16.5 Inches Long	1
▲	8	370129	(000000-) Strip, Velcro 3.25 Inches Long	1
▲	9	370124	(000000-) Seal, Seat Side 1x1.5x6.75	1
▲	10	370130	(000000-) Strip, Velcro	1
▲	11	370125	(000000-) Seal, Round 1.5Dx2.0L	2
▲	12	370159	(000000-) Strip, Steel	1
▲	13	12459	(000000-) Scr-Hxfmgm 6x1.0	11
▲	14	01684	(000000-) Washer Flt .25 Ss	11

Fig. 16 - Cab Pressurizer Kit (00000-008645)

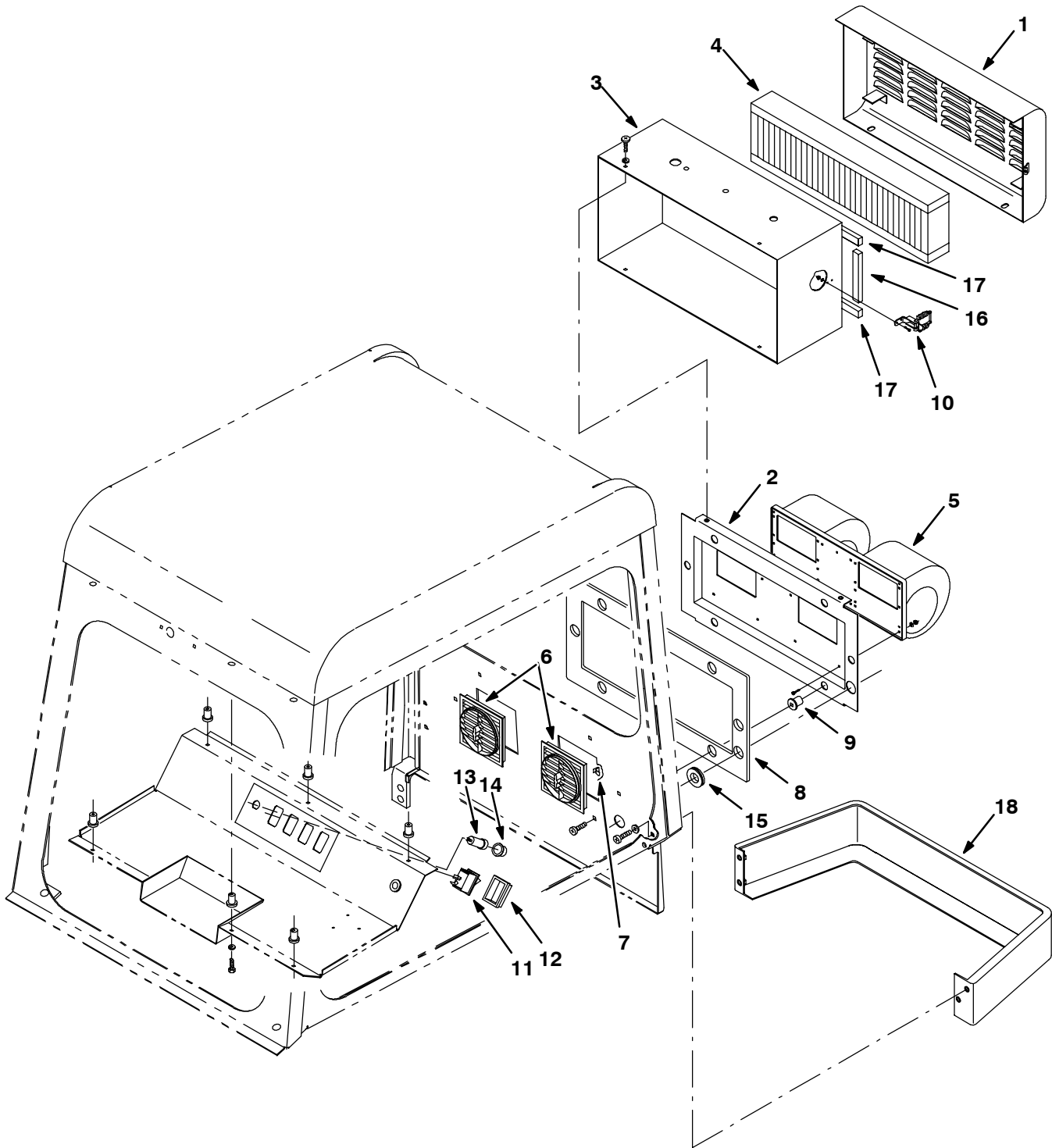


Fig. 16 - Cab Pressurizer Kit (000000-008645)

	Ref.	Tennant Part No.	Machine Serial Number	Description	Qty.
▽		72098	(000000-008645)	Pressurizer Kit Cab 385L	1
▲	1	55213	(000000-008645)	Housing Wldt, Filter	1
▲	2	59437	(000000-008645)	Panel, Mtg, Pressurizer	1
▲	3	72080	(000000-008645)	Cover Wldt, Pressurizer, w/Back-Up Alarm	1
▲	4	59657	(000000-008645)	Filter, Panel 5.25 X 18.5 X 2	1
▲	5	55042	(000000-008645)	Blower, Assy	1
▲	6	57536	(000000-008645)	Louver Assy	2
▲	7	57537	(000000-008645)	Fastener, Clip-Louver	8
▲	8	55182	(000000-008645)	Seal, Pressurizer	1
▲	9	55037	(000000-008645)	Well-Nut .31-18	6
▲	10	37083-1	(000000-008645)	Catch-No-Strike	2
▲	11	65553	(000000-008645)	Switch, Rocker Dpdt	1
▲	12	57807	(000000-008645)	Cover, Rocker Switch Seal	1
▲	13	57803	(000000-008645)	Breaker-Circuit, 15 Resetbl	1
▲	14	57751	(000000-008645)	Boot-Circuit Breaker	1
▲	15	10632-18	(000000-008645)	Grommet,Rbr,0.69ld,For .25Matl	1
▲	16	55404	(000000-008645)	Seal Foam Rbr .38 .62W 4.4L	2
▲	17	55302	(000000-008645)	Seal Foam Rbr .38 .62W 18.6L	2
▲	18	55453	(000000-008645)	Bumper, Pressurizer	1
▲		46236	(000000-008645)	Clamp, Cable, 0.25 Dia 0.56 wth	1

Fig. 17 - Cab Heater Kit (00000-008645)

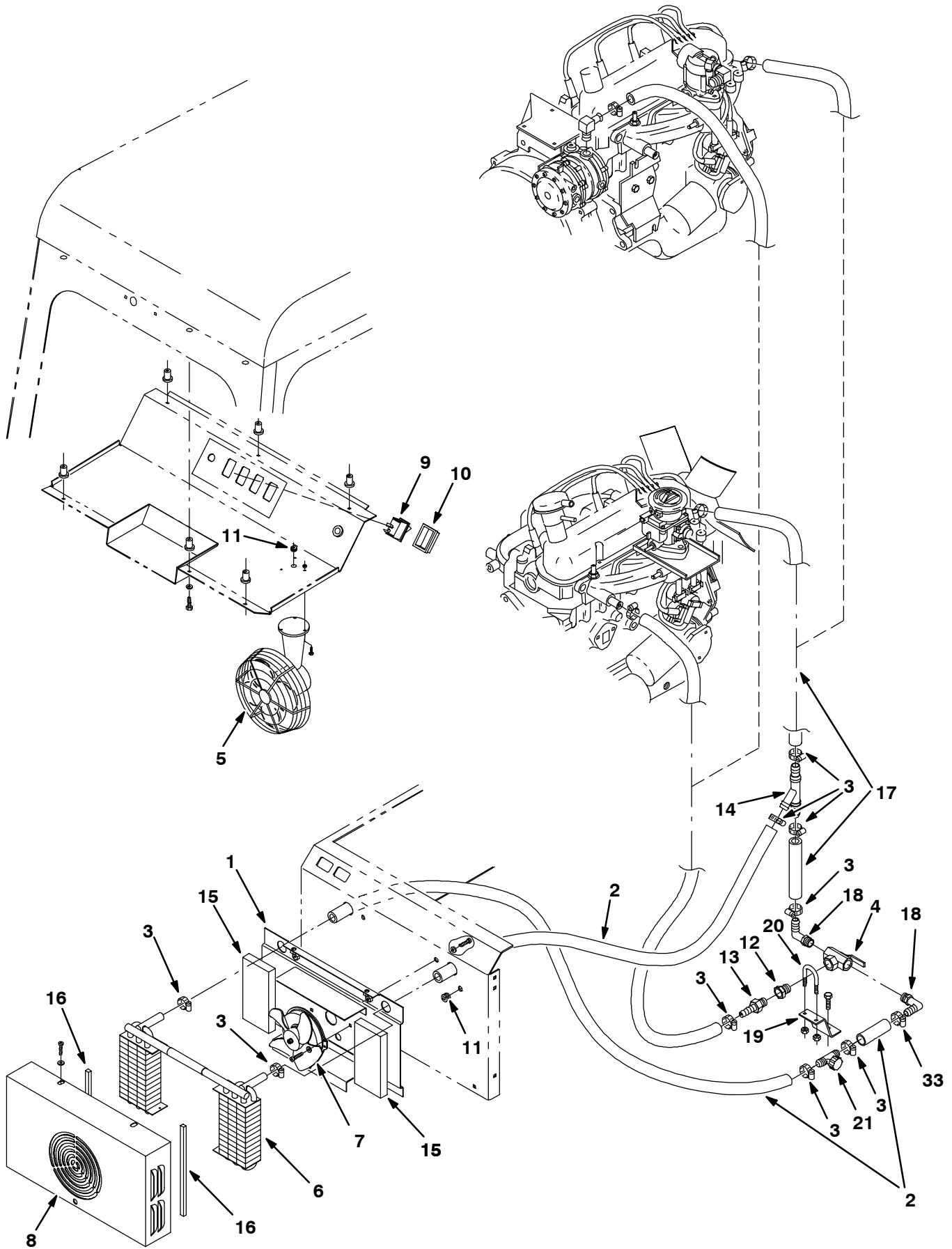
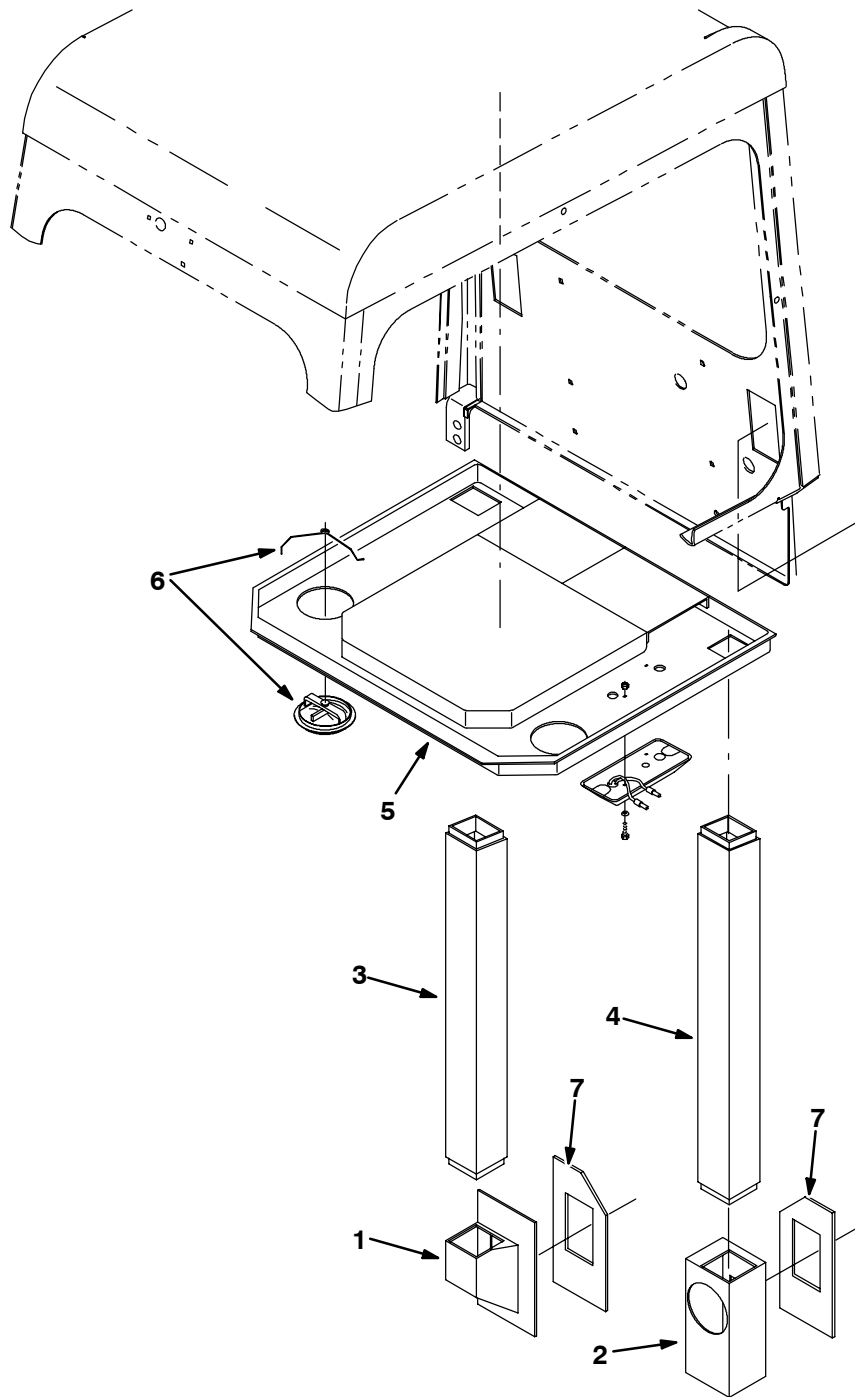


Fig. 17 - Cab Heater Kit (000000-008645)

	Ref.	Tennant Part No.	Machine Serial Number	Description	Qty.
▽		59512	(000000-008645)	Heater Kit 355L	1
▲	1	55220	(000000-008645)	Channel Wldt, Heater	1
▲	2	57912	(000000-008645)	Hose,.62 Idx60.00 Lng, Heater	2
▲	3	63810	(000000-008645)	Clamp-Wormdrive, 0.56- 1.06D	10
▲	4	31507	(000000-008645)	Valve-3 Way	1
▲	5	55459	(000000-008645)	Fan Assy, Defroster	1
▲	6	55215	(000000-008645)	Core, Heater	1
▲	7	374514	(000000-008645)	Motor Assy, Heater W/Fan	1
▲	8	55221	(000000-008645)	Cover, Heater	1
▲	9	65561	(000000-008645)	Switch, Rocker Spst	1
▲	10	57807	(000000-008645)	Cover, Rocker Switch Seal	1
▲	11	10632-12	(000000-008645)	Grommet,Rbr, 0.38 In	2
▲	12	47167	(000000-008645)	Ftg-Str Npt/Npt 06Pf-08Pm	1
▲	13	27767	(000000-008645)	Ftg-Brs Str Em10/Pm06	2
▲	14	57872	(000000-008645)	Ftg."Y".62 Id Hose - Heater	1
▲	15	55226	(000000-008645)	Seal, Heater Air	2
▲	16	55976	(000000-008645)	Seal, Foam Rbr .31X.38X	2
▲	17	31543	(000000-008645)	Hose, Heater (Cut in 2)	1
▲	18	30268	(000000-008645)	Ftg-Brs E90 EM10/Pm08	2
▲	19	35296	(000000-008645)	Bracket, Valve	1
▲	20	45142	(000000-008645)	Bolt-U, 1.13 Id	1
▲	21	374593	(000000-008645)	Fitting, Flushing Tee	1

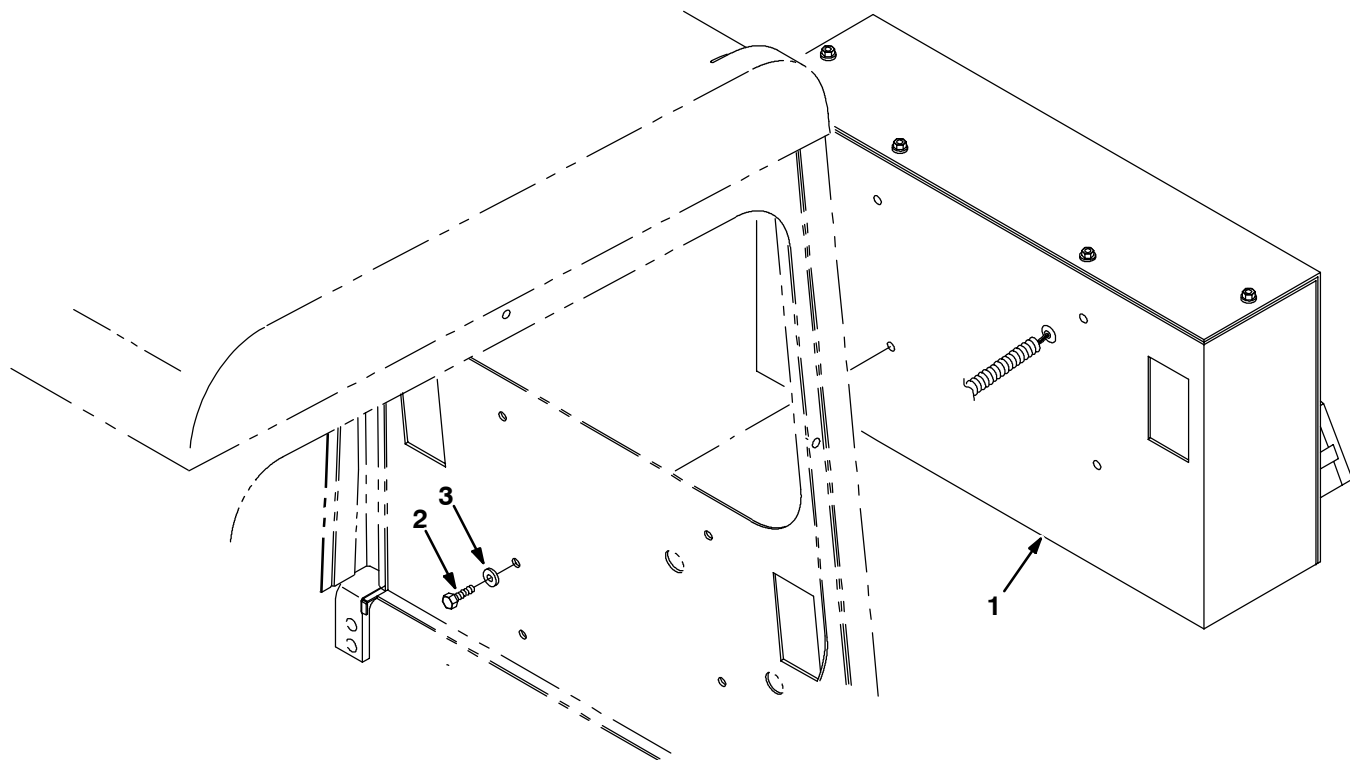
Fig. 18 - Cab Vent and Duct Group (008646-)



353529 - IC, NA

Ref.	Tennant Part No.	Machine Serial Number	Description	Qty.
▽	393366	(008646-)	Duct, Air Pkg	1
▲ 1	393391	(008646-)	Duct, Transition, Doorside	1
▲ 2	393392	(008646-)	Duct, Transition, Windowside	1
▲ 3	393393	(008646-)	Duct, Upright, Doorside	1
▲ 4	393394	(008646-)	Duct, Upright, Windowside	1
▲ 5	393395	(008646-)	Headliner, Plenum	1
▲ 6	393396	(008646-)	Diffuser, Air	5
▲ 7	375306	(006518-)	Spacer, Duct	2

Fig. 19 - Cab Pressurizer Group (008646-)



353530 - IC, NA

Ref.	Tennant Part No.	Machine Serial Number	Description	Qty.
1	393384	(008646-)	Housing Assy Pkg, Pressurizer (See Breakdowns)	1
2	76955	(008646-)	Screw, Hex, .31-18 X 1.00, 5	4
3	32491	(008646-)	Washer, Flt, .31 Std	4

Fig. 20 - Heater and Pressurizer Group (008646-)

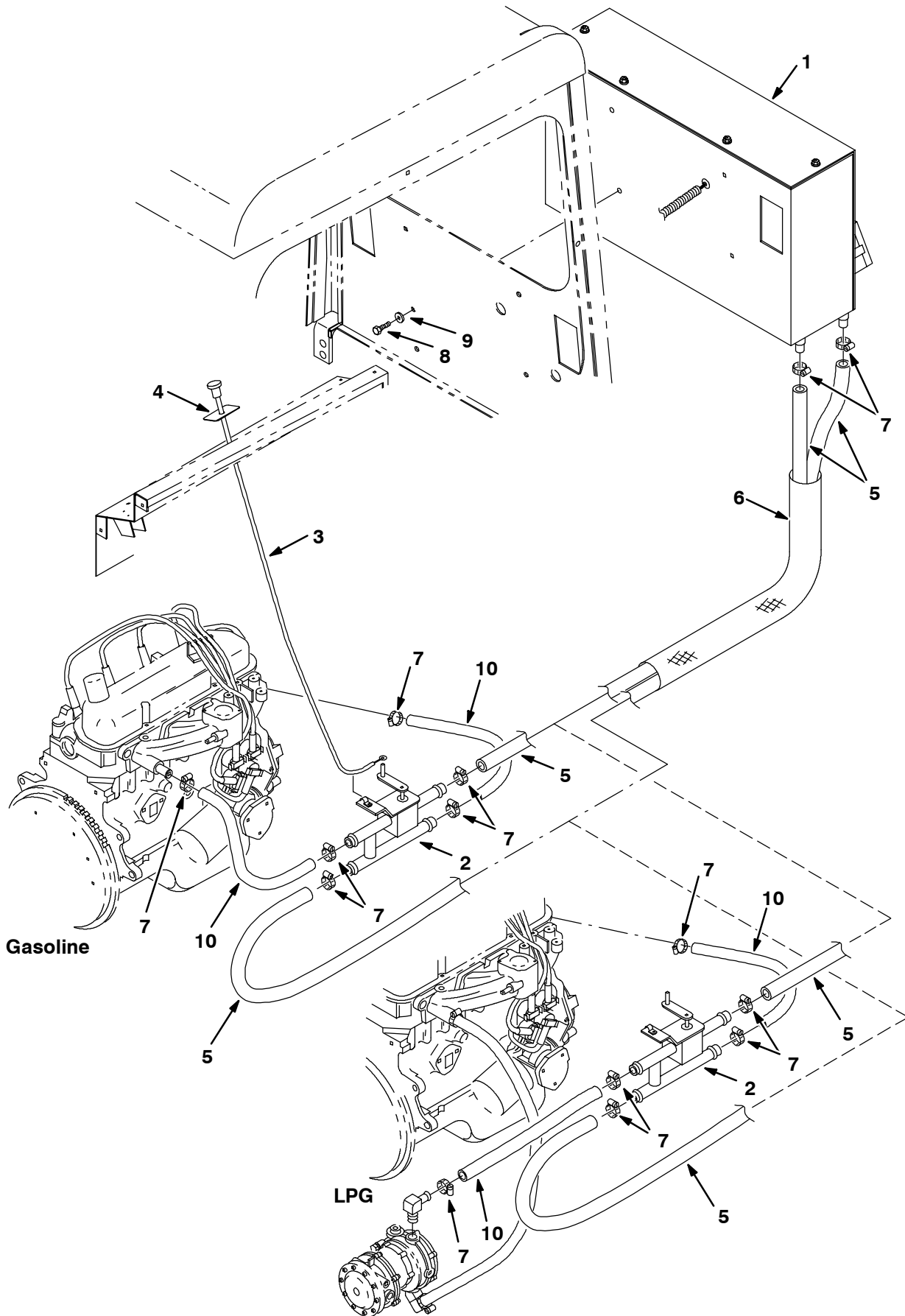


Fig. 20 - Heater and Pressurizer Group (008646-)

Ref.	Tennant Part No.	Machine Serial Number	Description	Qty.
1	393381	(008646-) Housing Assy, Pkg, Heater (See Breakdowns)	1
2	380618	(008646-) Valve, Heater	1
3	393355	(008646-) Cable Assy, Push-Pull	1
4	393356	(008646-) Label, Heat On-Off	1
5	393390	(008646-) Hose, Heater, 0.62id 74l	2
6	367987	(008646-) Sleeve, Nyl, #33 60.0l	1
7	63810	(008646-) Clamp, Hose, Wormdrive, 0.56-1.06d	8
8	76955	(008646-) Screw, Hex, .31-18 X 1.00, 5	4
9	32491	(008646-) Washer, Flt, .31 Std	4
10	31543	(008646-) Hose, Heater, (Cut in 2)	1

Fig. 21 - Air Conditioning and Heater Group (008646-)

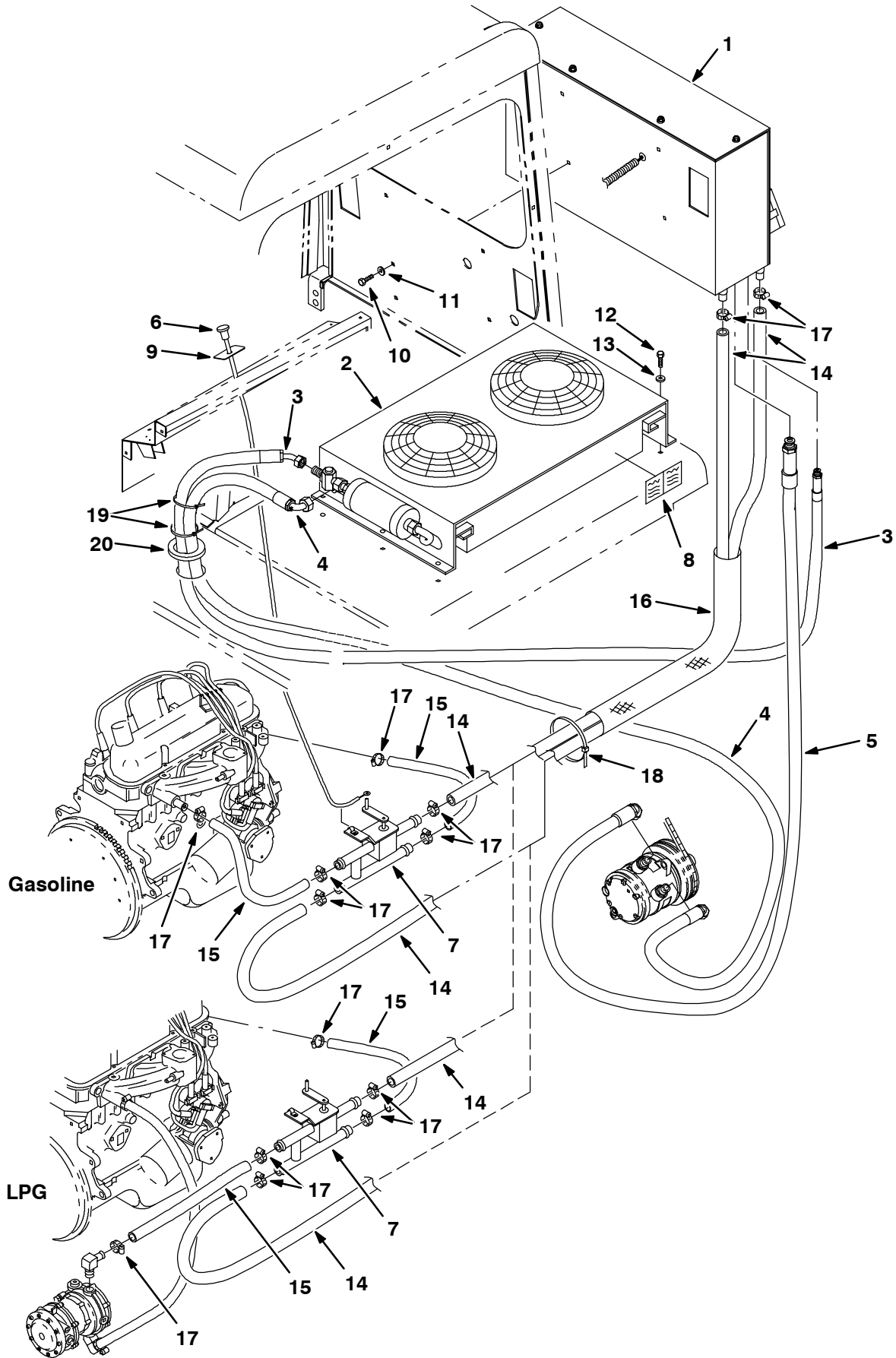
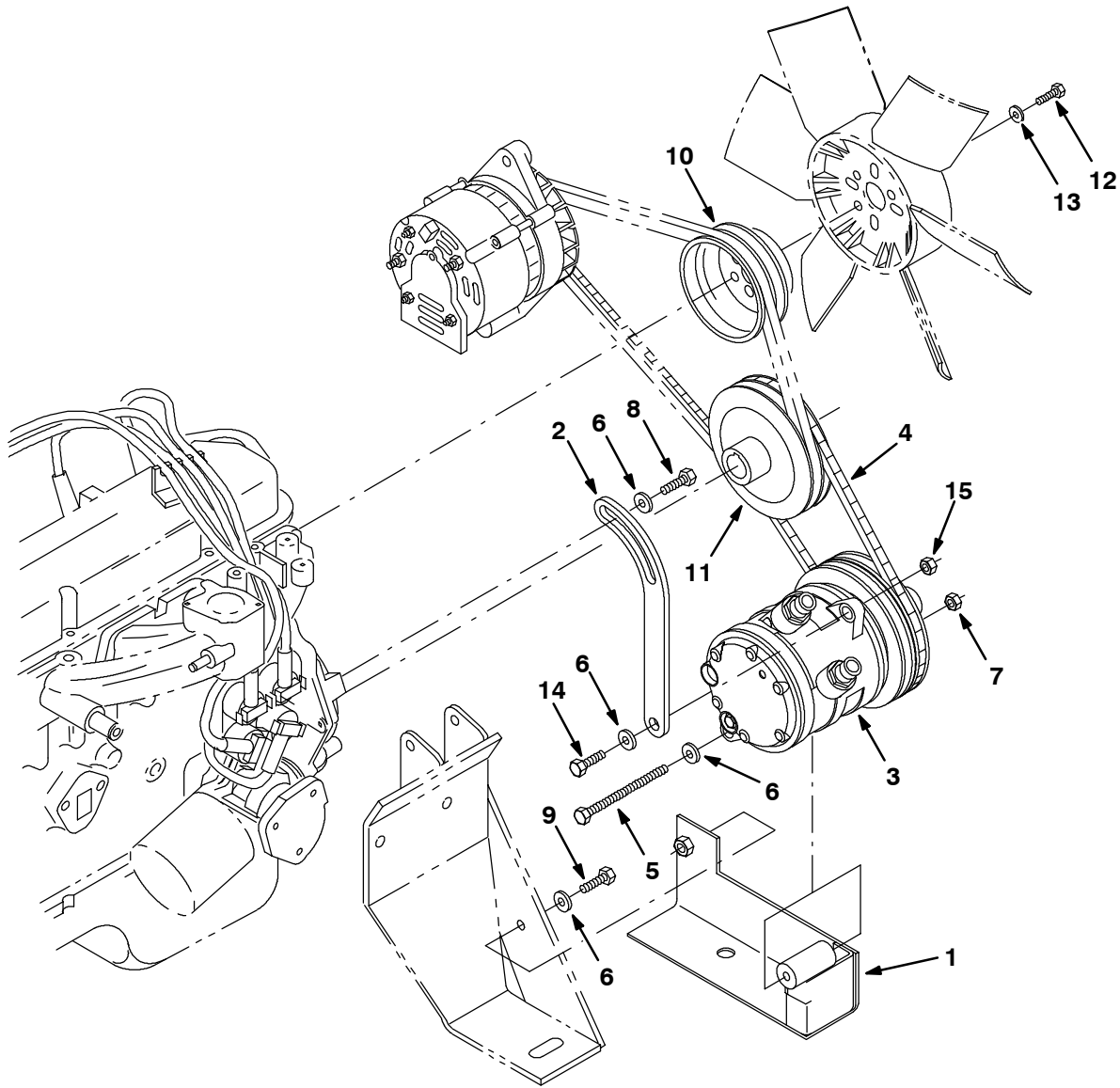


Fig. 21 - Air Conditioning and Heater Group (008646-)

Ref.	Tennant Part No.	Machine Serial Number	Description	Qty.
1	393339	(008646-) Housing Assy Pkg, Evaporator/Heater (See Breakdowns)	1
2	393340	(008646-) Housing Assy, Pkg, Condenser/Fan (See Breakdowns)	1
3	393326	(008646-) Hose Assy, Reduced Barrier, Air-Cond	1
4	393387	(008646-) Hose Assy, Reduced Barrier, Air-Cond	1
5	393352	(008646-) Hose Assy, Reduced Barrier, Air-Cond	1
6	393355	(008646-) Cable Assy, Push-Pull	1
7	380618	(008646-) Valve, Heater	1
8	393362	(008646-) Label, Spec, Air-Cond	1
9	393356	(008646-) Label, Heat On-Off	1
10	76955	(008646-) Screw, Hex, .31-18 X 1.00, 5	4
11	32491	(008646-) Washer, Flt, .31 Std	4
12	24593	(008646-) Screw, Hex, .25-20 X 0.50, Fmg	4
13	19066	(008646-) Washer, Flt, #10	4
14	393390	(008646-) Hose, Heater, 0.62id 74l	2
15	31543	(008646-) Hose, Heater, (Cut in 2)	1
16	367987	(008646-) Sleeve, Nyl, #33 60.0l	1
17	63810	(008646-) Clamp, Hose, Wormdrive, 0.56-1.06d	8
18	763116	(008646-) Tie, Cable, Nyl, 15.3l . W 4.5 Max D	6
19	763113	(008646-) Tie, Cable, 20.0l, 6.00d Max	2
20	62595-6	(008646-) Molding, Trim, .08-.11 07.50	1

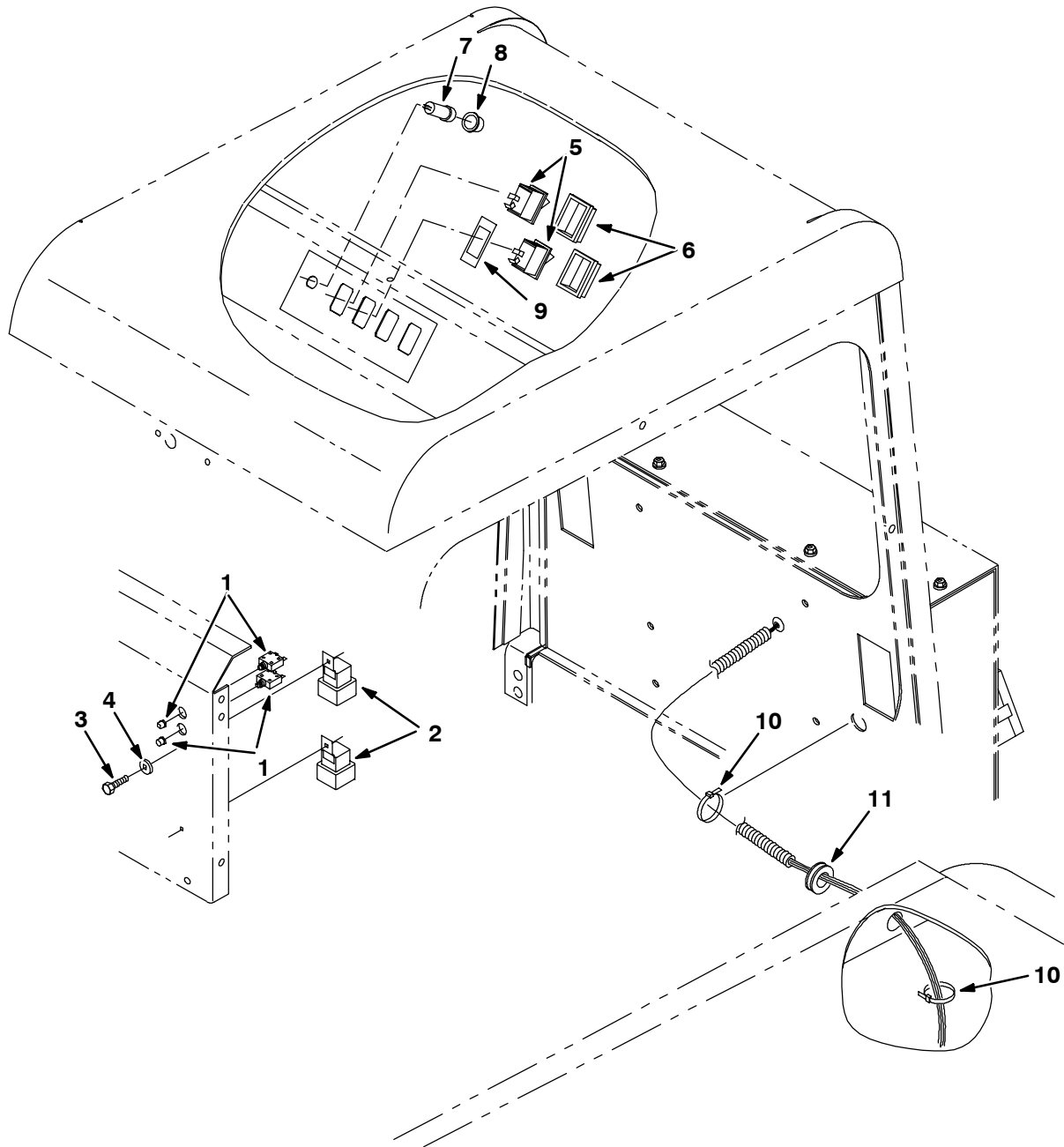
Fig. 22 - Air Conditioning Compressor Group (008646-)



353535 - G/LP, NA, JP

Ref.	Tennant Part No.	Machine Serial Number	Description	Qty.
1	393377	(008646-)	Bracket, Compressor Mtg	1
2	393378	(008646-)	Arm, Compressor Mtg	1
3	393359	(008646-)	Compressor, Air-Cond	1
4	07049	(008646-)	Belt, V, [A-31] 33.0l, Cogged	1
5	20177	(008646-)	Screw, Hex, .38-16 X 4.00, 5	1
6	32485	(008646-)	Washer, Flt, .38 Sae	4
7	50902	(008646-)	Nut, Hex, Lock, .38-16, NI	1
8	21198	(008646-)	Screw, Hex, .38-16 X 1.25, 5	1
9	76955	(008646-)	Screw, Hex, .31-18 X 1.00, 5	1
10	393388	(008646-)	Pulley, Water Pump	1
11	393389	(008646-)	Pulley, Crankshaft	1
12	06945	(008646-)	Screw, Hex, M06 X 1.0 X 30, 8.8	3
13	32982	(008646-)	Washer, Lock, Int, .25	3
14	27988	(008646-)	Screw, Hex, .38-16 X 1.50, 5	1
15	50902	(008646-)	Nut, Hex, Lock, .38-16, NI	1

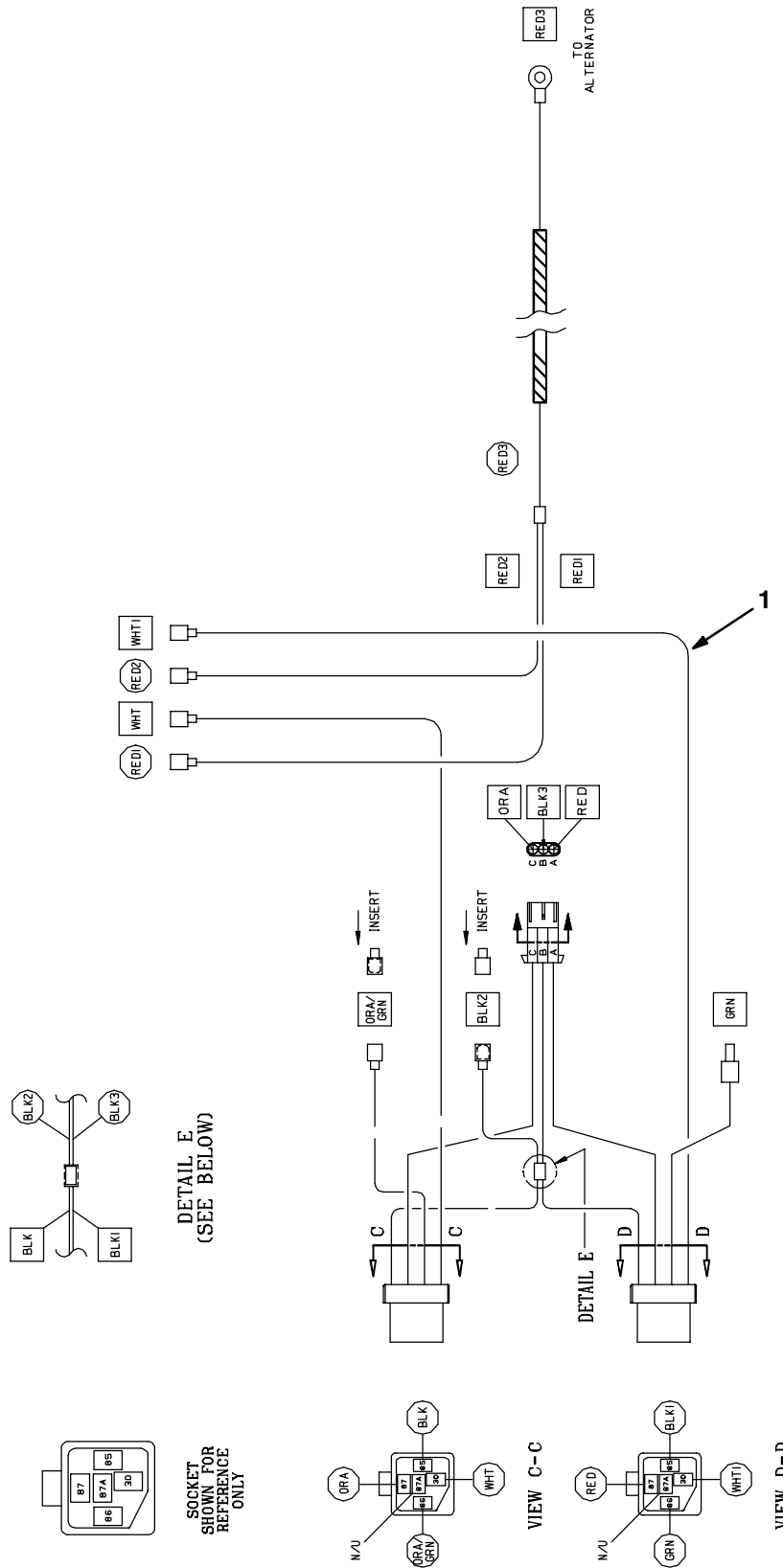
Fig. 23 - Air Conditioning and Heater Electrical Group (008646-)



353537 - IC, NA, JP

Ref.	Tennant Part No.	Machine Serial Number	Description	Qty.
1	383725	(008646-)	Circuitbreaker, 30.0a	2
2	56186	(008646-)	Relay, 12vdc, 40a, Spdt, [Potter]	2
3	24595	(008646-)	Screw, Hex, .25-20 X 1.00, Fmg	2
4	41140	(008646-)	Washer, Lock, Int-Ext, .25	2
5	65561	(008646-)	Switch, Rocker	2
6	57807	(008646-)	Cover, Rocker Switch	2
7	57803	(008646-)	Circuitbreaker, 15.0a, Resetable	1
8	57751	(008646-)	Boot, Circuitbreaker	1
9	393363	(008646-)	Label, Air Cond On-Off	1
10	49263	(008646-)	Tie, Cable, Nyl, 11.4l .19w 3.0 Max D	10
11	10632-18	(008646-)	Grommet, Rbr, 0.69id, F/ 0.1h, .25matl	1

Fig. 24 - Air Conditioning Wire Harness Group (008646-)



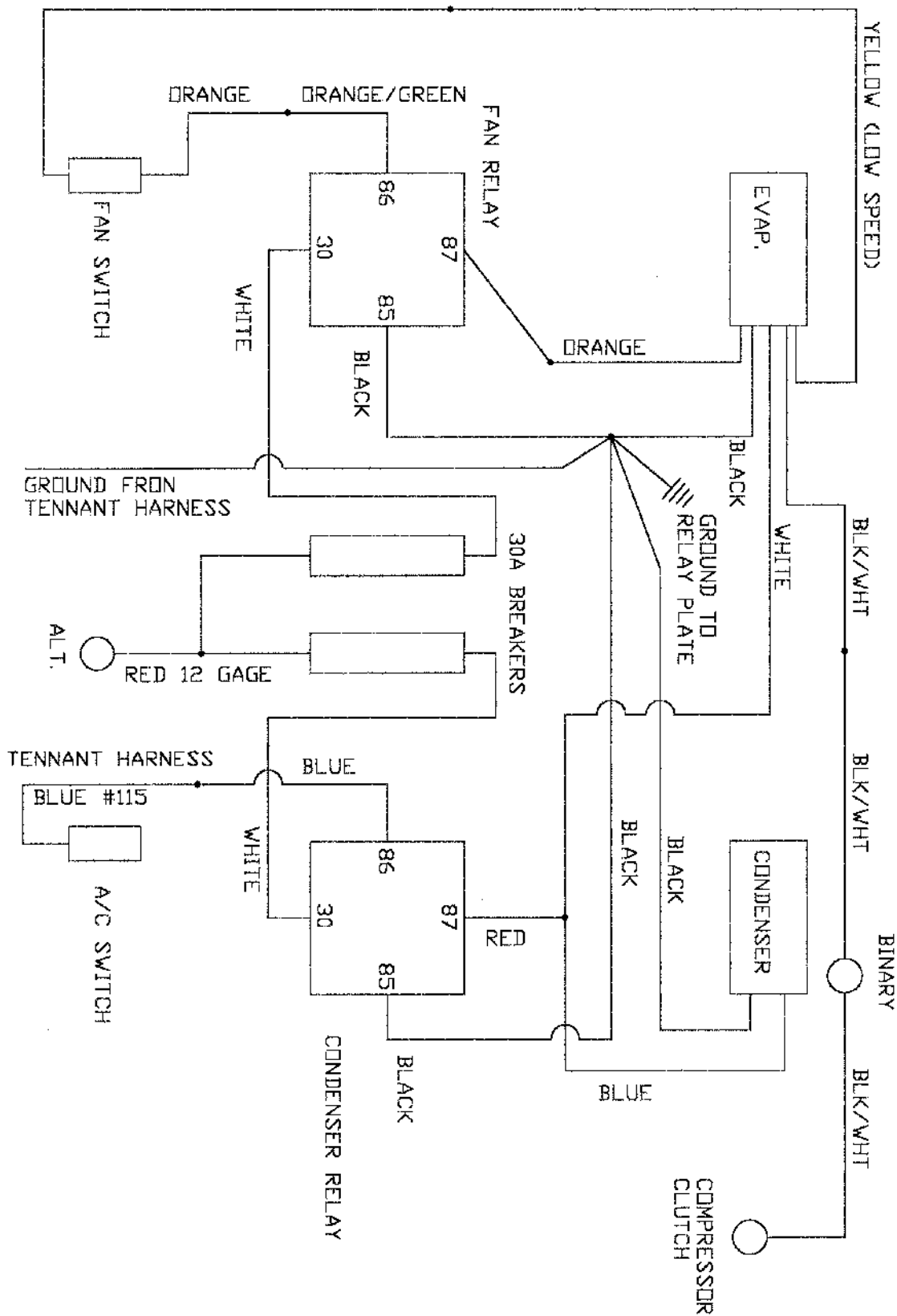
353538 - IC, NA, JP

Ref.	Tenant Part No.	Machine Serial Number	Description	Qty.
1	393413	(008646-)	Harness, AC 6500/6550	1

Fig. 25 - Air Conditioning Electrical Schematic (008646-)

TENNANT HARNESS

YELLOW FROM FAN SWITCH



IC, NA, JP

Fig. 26 - Blower Kit, Overhead Guard

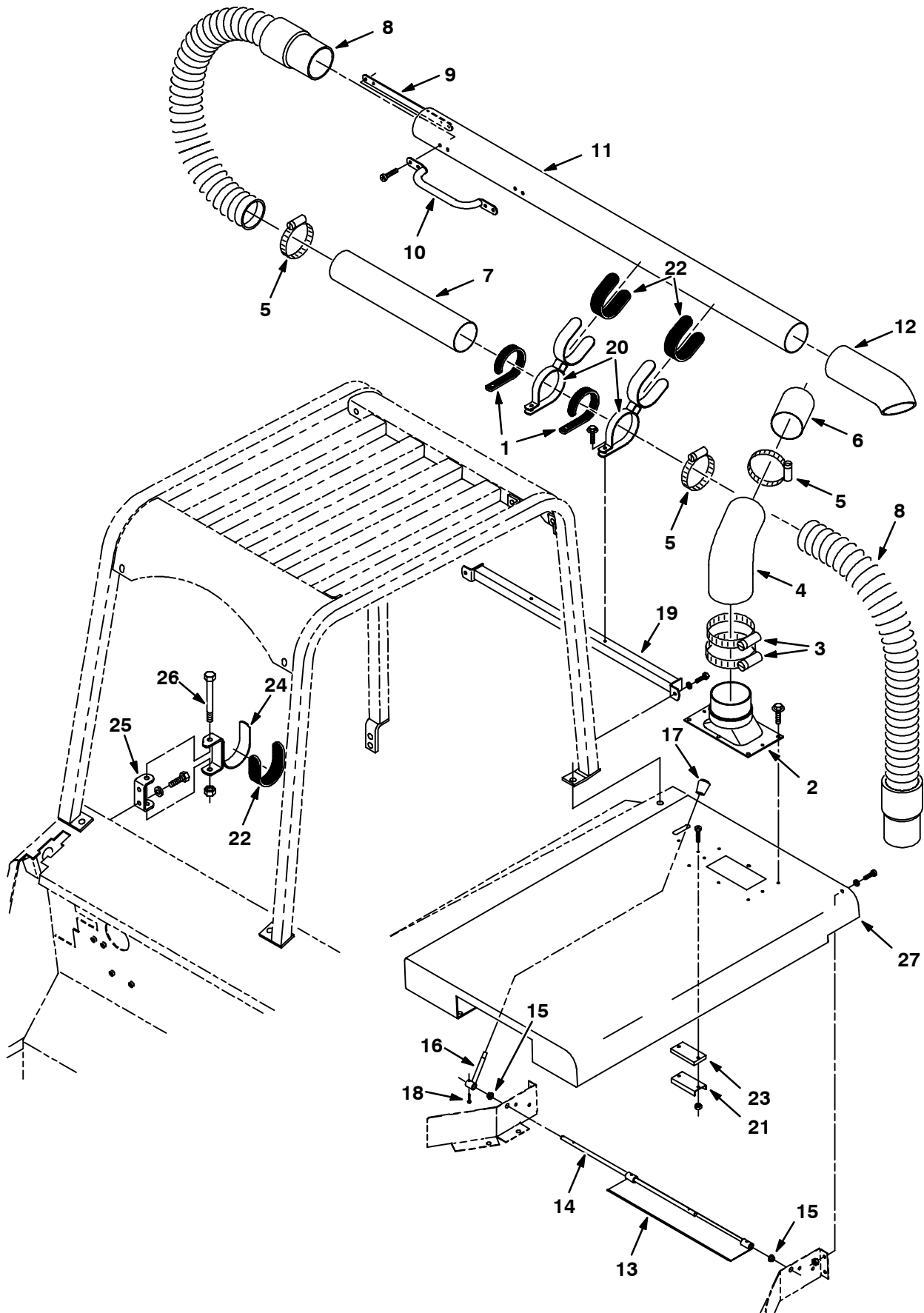


Fig. 26 - Blower Kit, Overhead Guard

Ref.	Tennant Part No.	Machine Serial Number	Description	Qty.
▽	69984	(000000-) Blower Kit, W/Ohg	1
▲ 1	71025	(000000-) Pad, Rubber	2
▲ 2	72143	(000000-) Duct, Outlet, Blower Wand	1
▲ 3	23498	(000000-) Clamp-Wormdrive, 3.56- 4.50D	2
▲ 4	59919	(000000-) Hose, Reducer	1
▲ 5	43555	(000000-) Clamp-Wormdrive, 1.62- 3.50D	3
▲ 6	53894	(000000-) Tube, Plastic, 3.0 Od X 4.0Lg	1
▲ 7	53883	(000000-) Tube, Plastic, 3.0 Od X 16.0Lg	1
▲ 8	64320	(000000-) Hose& Cuff Assy,Vinyl3.0ldx 24	2
▲ 9	69937	(000000-) Plate, Backing, Handle	1
▲ 10	32822	(000000-) Handle, Grab	1
▲ 11	53895	(000000-) Tube, Plastic, 3.0 Od X 48.0Lg	1
▲ 12	59104	(000000-) Hose, Rbr	1
▲ 13	59012	(000000-) Plate Wldt, Blower Wand	1
▲ 14	59013	(000000-) Shaft, Baffle	1
▲ 15	63469-3	(000000-) Brg, Snap In - Nyliner .38 Id	2
▲ 16	58881	(000000-) Lever Wldt, Baffle, Blowr Wand	1
▲ 17	69955	(000000-) Knob, Black, M8	1
▲ 18	23999-6	(000000-) Pin,Roll,.09Odx0.75L,.094/.097	1
▲ 19	69958	(000000-) Tube Wldt, Sppt, Blower Wand	1
▲ 20	55489	(000000-) Clamp Wldt, Tube, Blower Wand	2
▲ 21	63378	(000000-) Magnet, Drive Brush	1
▲ 22	69981	(000000-) Pad, Rubber	3
▲ 23	69953	(000000-) Plate, Spacer, Magnet	1
▲ 24	74438	(000000-) Bracket Wldt, Support, Blower	1
▲ 25	74439	(000000-) Bracket, Mtg, Tube	1
▲ 26	34877	(000000-) Scr Hex M10X1.5 100	1
▲	59768	(000000-) Label Set, Operational 355L	1
27	69935	(000000-) Cover Weldt, Engine, Blower Wand	1

Fig. 27 - Vacuum Wand Kit

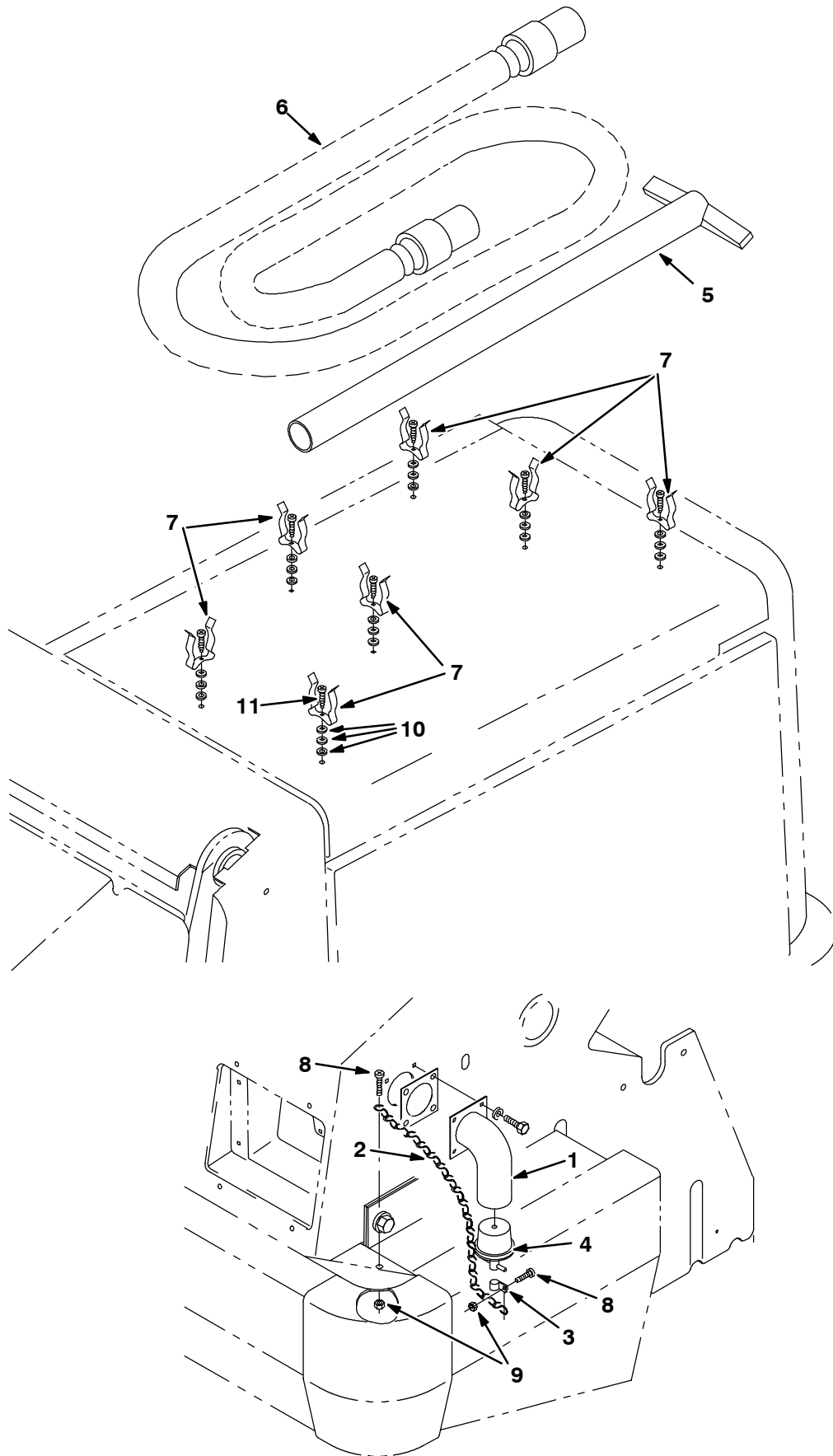
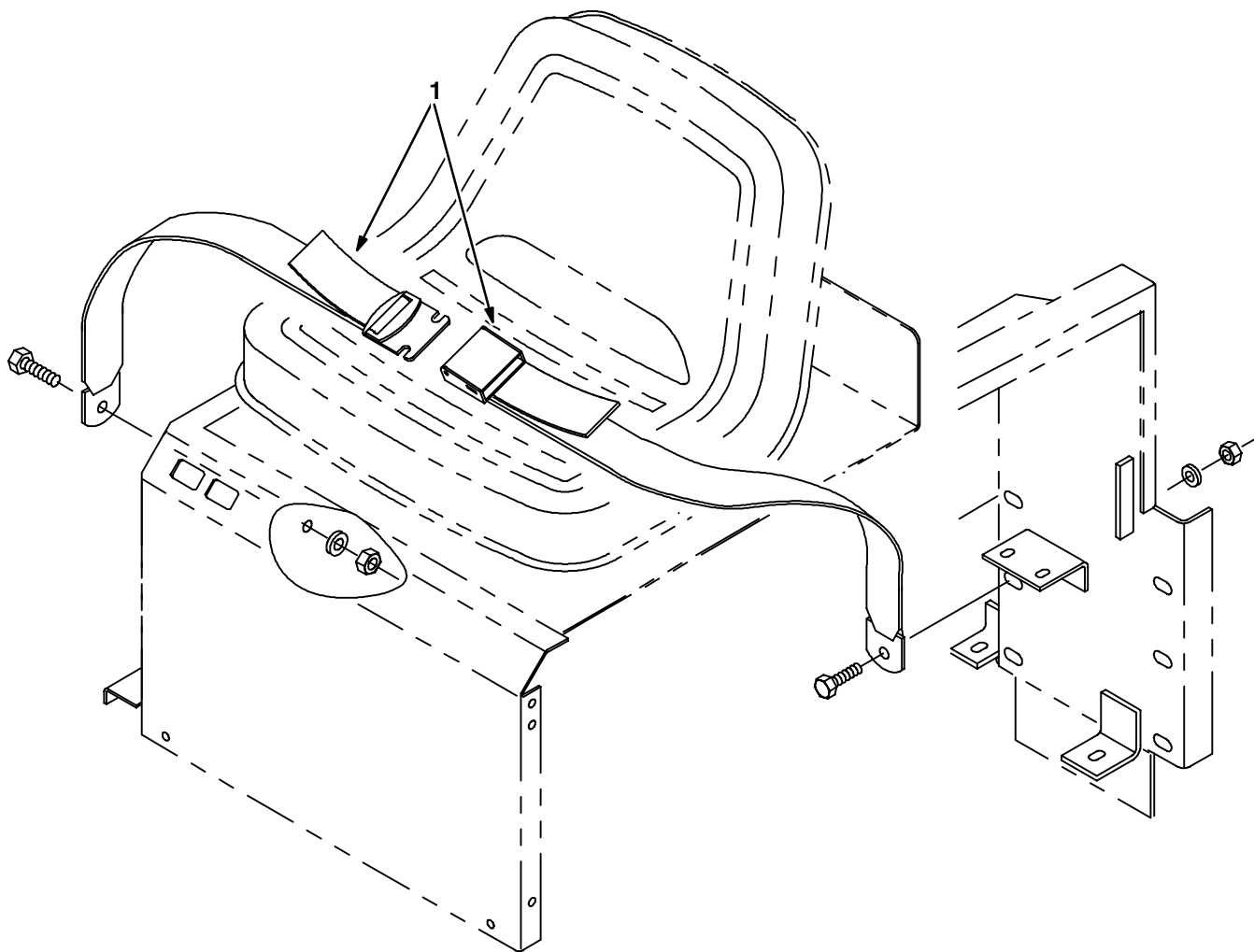


Fig. 27 - Vacuum Wand Kit

	Ref.	Tennant Part No.	Machine Serial Number	Description	Qty.
▽		59540	(000000-) Wand Kit, Vac	1
▲	1	55964	(000000-) Adaptor Wldt, Vac Wand	1
▲	2	375227	(000000-) Chain,Jack#12, 09.0L 12Links	1
▲	3	26395-2	(000000-) Clamp-Cable, 0.38Dia 0.38Wth	1
▲	4	42124	(000000-) Plug, Drain	1
▲	5	54012	(000000-) Wand Weldment	1
▲	6	54009	(000000-) Hose&2Cuff Assy,Vinyl2.0ld10Ft	1
▲	7	67004	(000000-) Clip-Finger Grip	7
▲	8	06927	(000000-) Screw, Pan, M04x0.7x16, 4.8	2
▲	9	02850	(000000-) Nut, Hex, Lock, M04x0.7, NI	2
▲	10	19066	(000000-) Washer, Flt, #10	28
▲	11	71026	(000000-) Screw, Hex, M04x0.7x20, Fmg	7

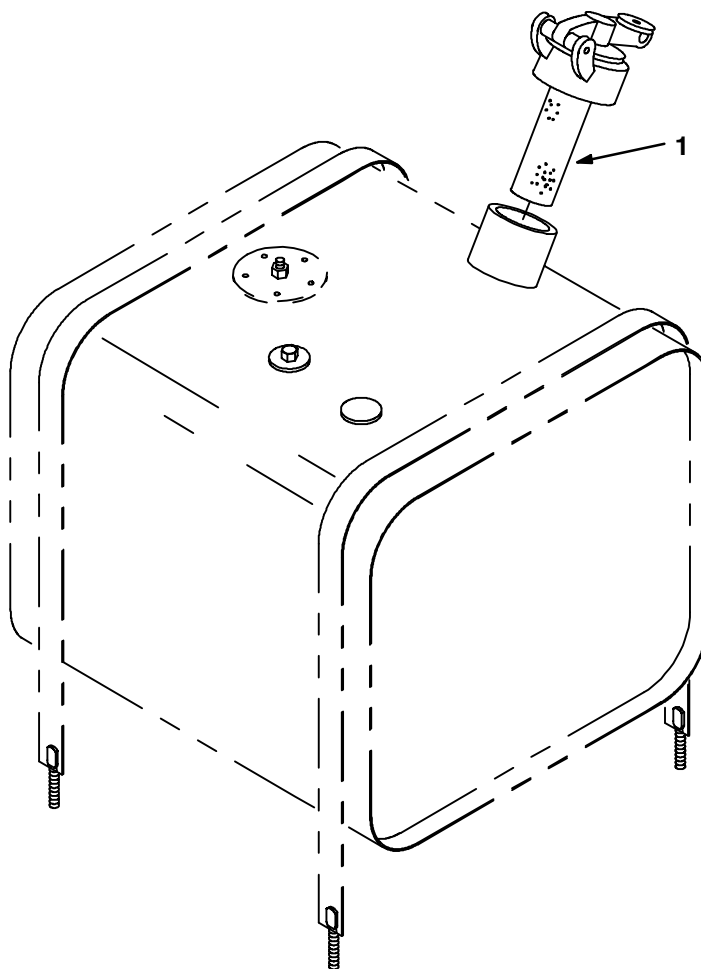
Fig. 28 - Seat Belt Kit



07481 - ALL

Ref.	Tennant Part No.	Machine Serial Number	Description	Qty.
▽	59384	(000000-)	Seat Belt Kit 355L	1
▲ 1	30533	(000000-)	Belt, Seat	1

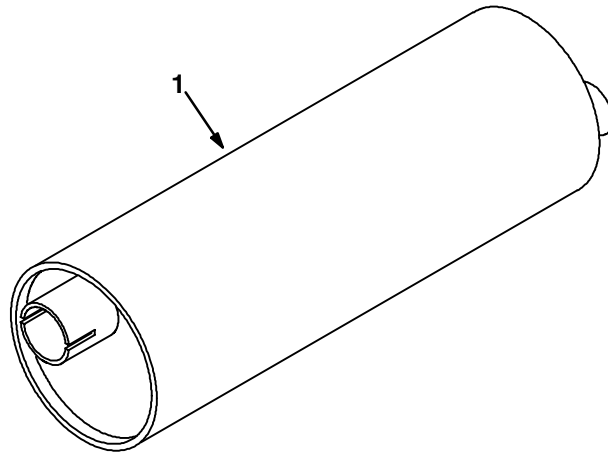
Fig. 29 - Protectoseal Fuel Tank Cap Group



07471 - G, D

Ref.	Tennant Part No.	Machine Serial Number	Description	Qty.
1	02506-6	(000000-) Gas Cap, Protectoseal	1

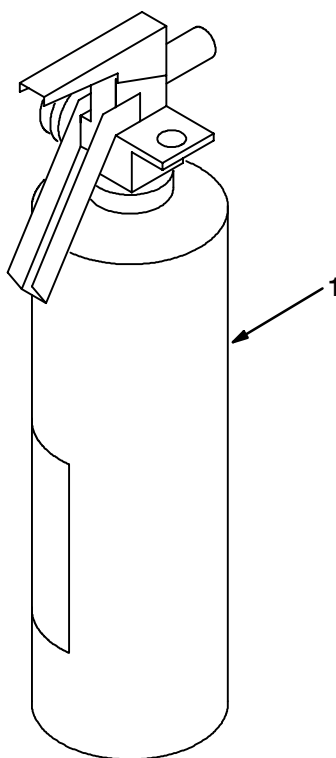
Fig. 30 - Spark Arrest Muffler Group



07518 - IC

Ref.	Tennant Part No.	Machine Serial Number	Description	Qty.
1	53417	(000000-) Muffler, Spark Arresting	1

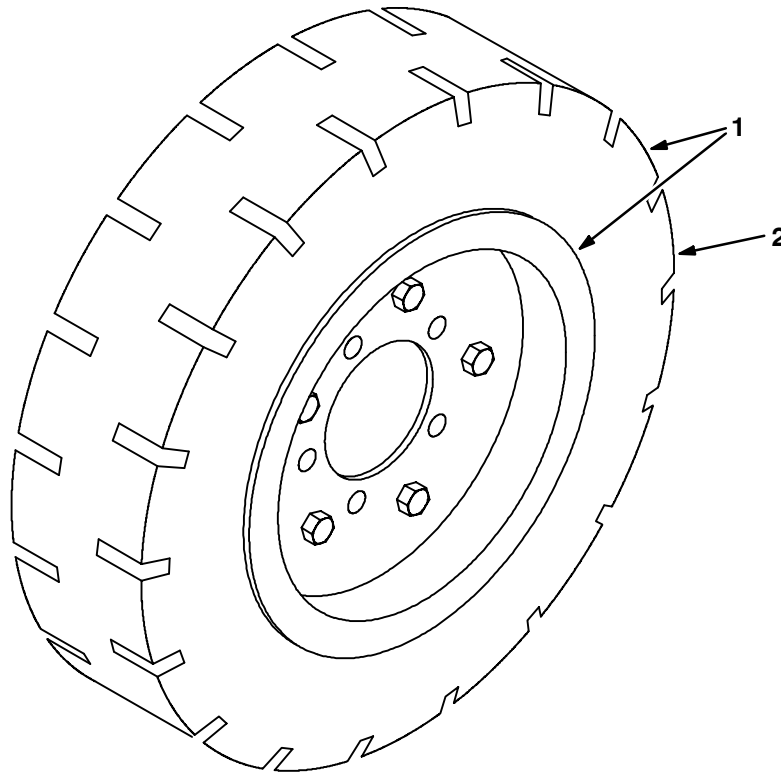
Fig. 31 - Fire Extinguisher Kit



07516 - NA

	Ref.	Tennant Part No.	Machine Serial Number	Description	Qty.
▽		59388	(000000-) Extinguisher Kit Fire 355L	1
▲	1	25312	(000000-) Extinguisher, Fire	1

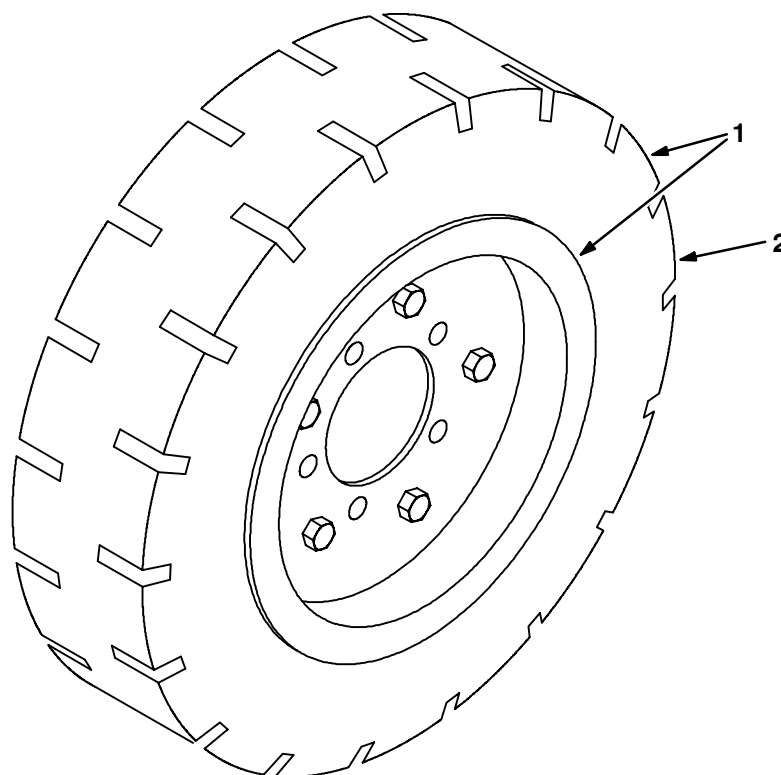
Fig. 32 - Soft Ride Non Marking Tire And Wheel Assembly



07515 - IC

	Ref.	Tennant Part No.	Machine Serial Number	Description	Qty.
▽	1	71022	(000000-)	Tire and Whl. Assy, Soft Ride Solid	1
▲	2	61488	(000000-)	Tire, Solid, Tan, Non Marking	1

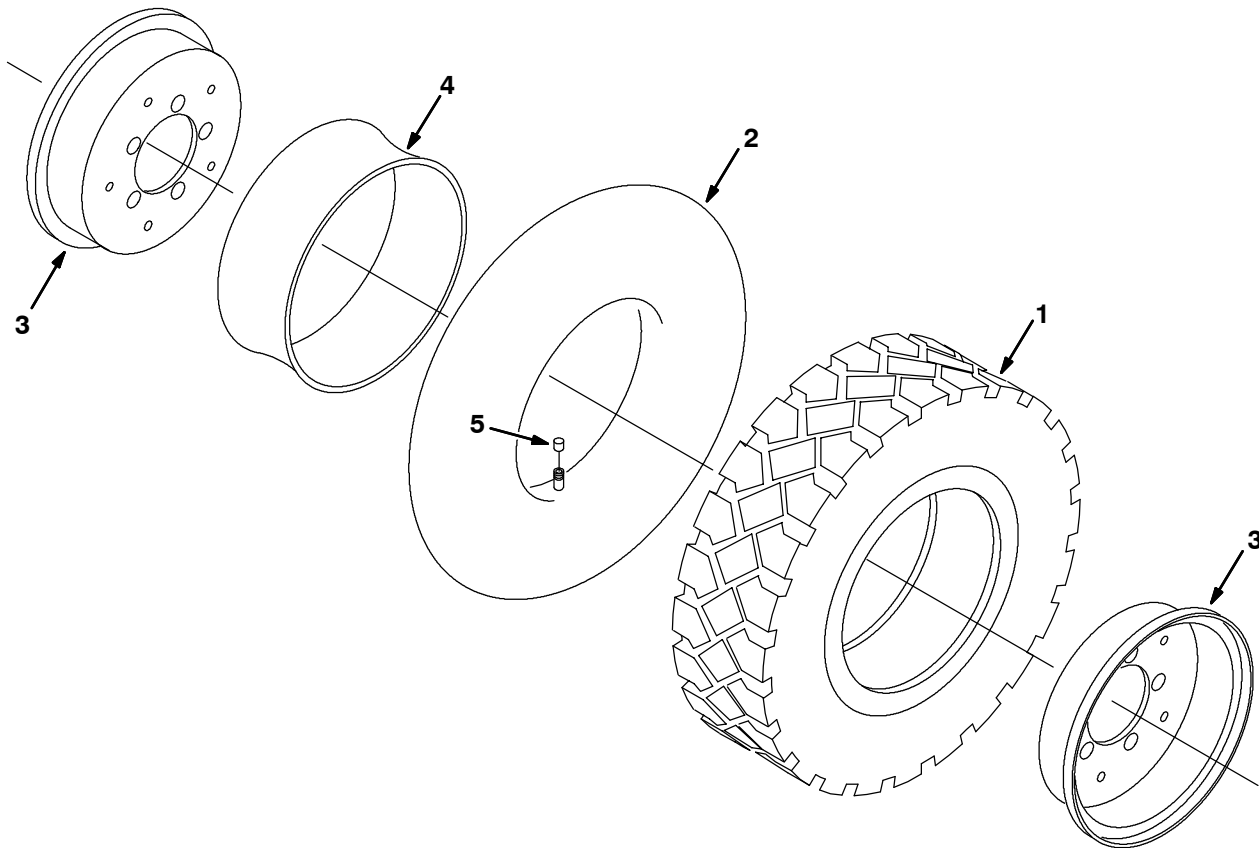
Fig. 33 - Soft Ride Tire And Wheel Assembly



07515 - IC, NA, JP

	Ref.	Tennant Part No.	Machine Serial Number	Description	Qty.
▽	1	53817	(000000-) Tire and Whl. Assy, Soft Ride Solid	1
▲	2	53816	(000000-) Tire, Solid, Black	1

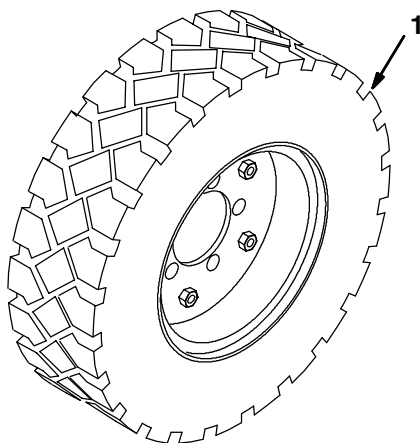
Fig. 34 - Hi-Wear Tire And Wheel Assembly



10932 - IC, NA, JP

Ref.	Tennant Part No.	Machine Serial Number	Description	Qty.
▽	70278	(000000-) Tire&Rim Assy, Hi-Wear 5.00R-8	1
▲ 1	70279	(000000-) Tire, Hi-Wear 5.70/5.00R-8	1
▲ 2	70280	(000000-) Tube, Inner 5.00R-8, Js2 Valve	1
▲ 3	70281	(000000-) Rim Assy, 4.25" Bead x .188 Stl	1
▲ 4	53819-2	(000000-) Flap, Tire-Tube ,570/500-8	1
▲ 5	45786	(000000-) Cap, Valve Stem	1

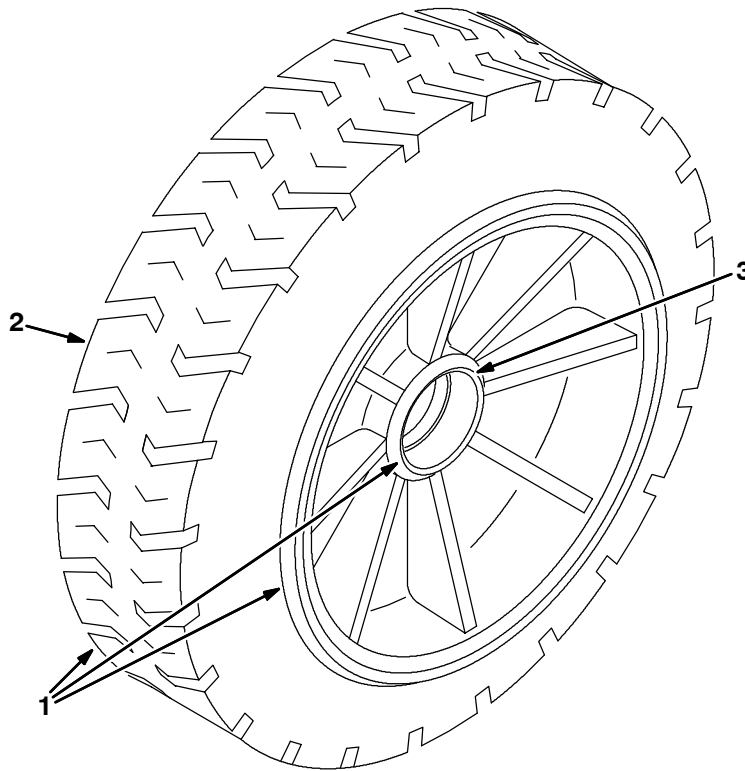
Fig. 35 - Foam Filled Tire Assembly



353654 - IC, NA, JP

Ref.	Tennant Part No.	Machine Serial Number	Description	Qty.
1	374602	(000000-) Tire Assy, Pneu, 570/500-08 4.5BC/5Bolt	1

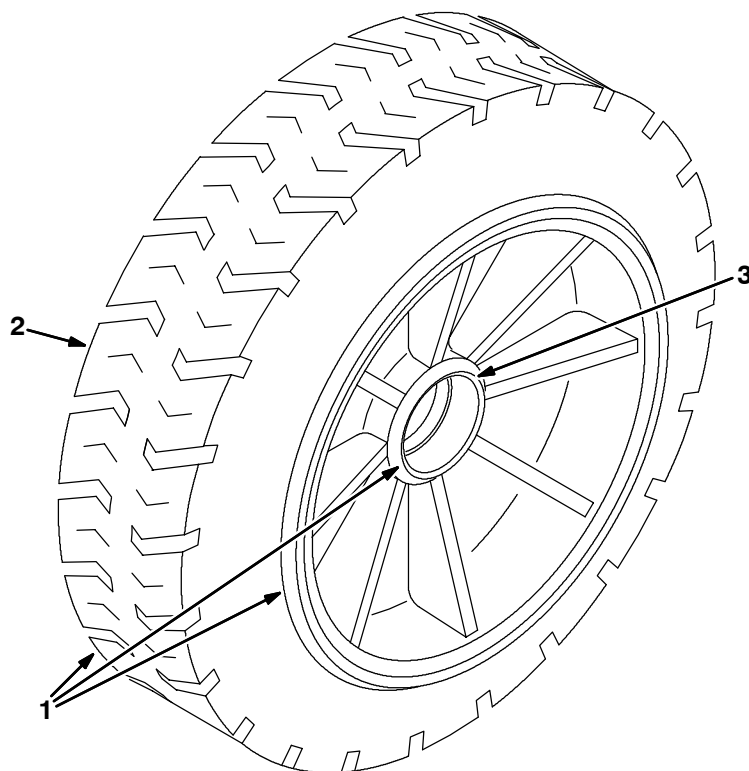
Fig. 36 - Solid Non Marking Turf Tire And Wheel Assembly



352366 - All

	Ref.	Tennant Part No.	Machine Serial Number	Description	Qty.
▽	1	374689	(000000-) Tire & Wheel Assy, Solid Non Marking Turf 18X7	1
▲	2	374688	(000000-) Tire, Solid 18X7 Turf, Non Marking	1
▲	3	51338	(000000-) Bearing, Cup, 2.56Dia 0.55W	2

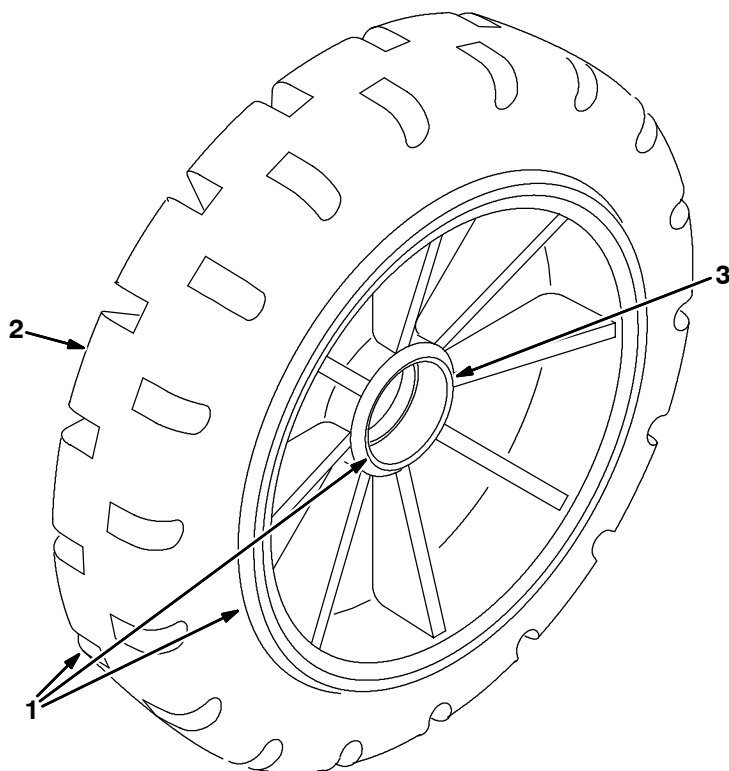
Fig. 37 - Solid Turf Tire And Wheel Assembly



352366 - IC, NA, JP

	Ref.	Tennant Part No.	Machine Serial Number	Description	Qty.
▽	1	374605	(000000-) Tire & Wheel Assy, Solid Turf 18X7	1
▲	2	374604	(000000-) Tire, Solid 18X7 Turf	1
▲	3	51338	(000000-) Bearing, Cup, 2.56Dia 0.55W	2

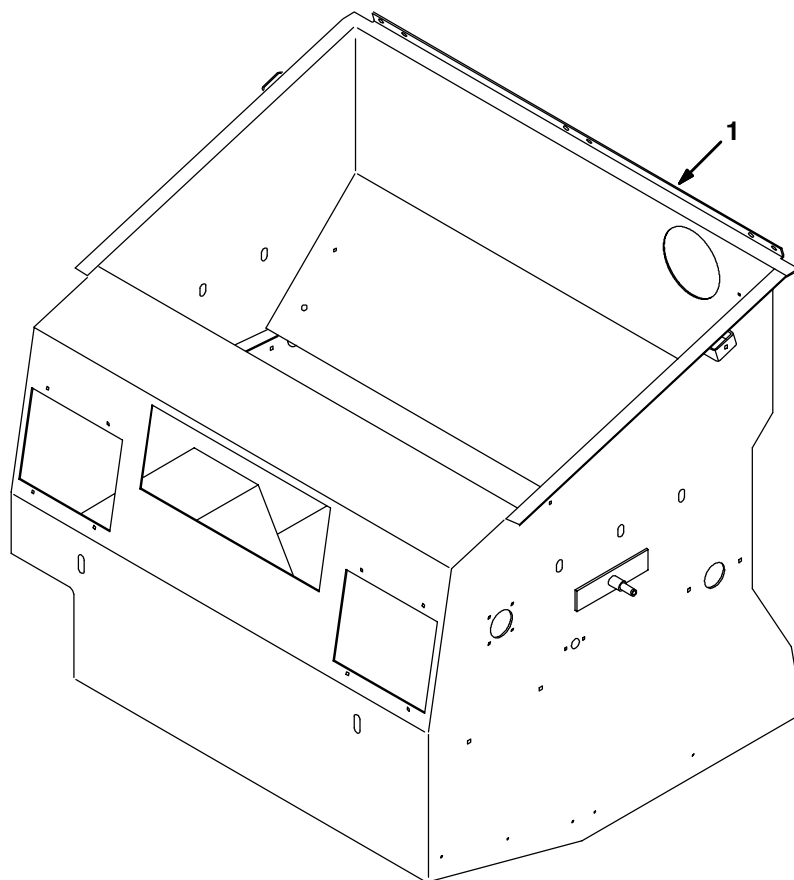
Fig. 38 - Solid Non Marking Tire And Wheel Assembly



352368 - IC, NA, JP

	Ref.	Tennant Part No.	Machine Serial Number	Description	Qty.
▽	1	374608	(000000-) Tire & Wheel Assy, Solid Nonmark	1
▲	2	374607	(000000-) Tire, Solid 18X5 Nonmark	1
▲	3	51338	(000000-) Bearing, Cup, 2.56Dia 0.55W	2

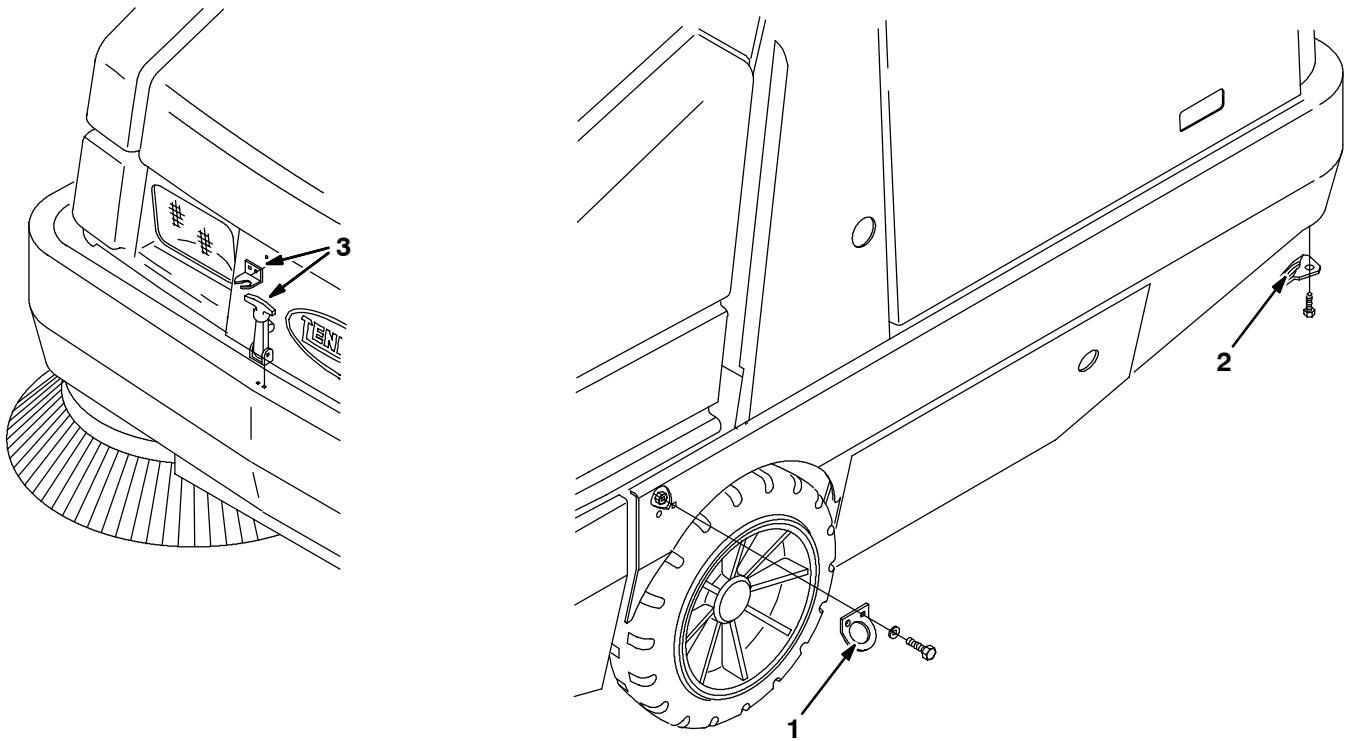
Fig. 39 - Stainless Steel Hopper Group



10930 - NOT 6550 CE

Ref.	Tennant Part No.	Machine Serial Number	Description	Qty.
1	379625	(000000-) Hopper Wldt, 6550 Ss	1

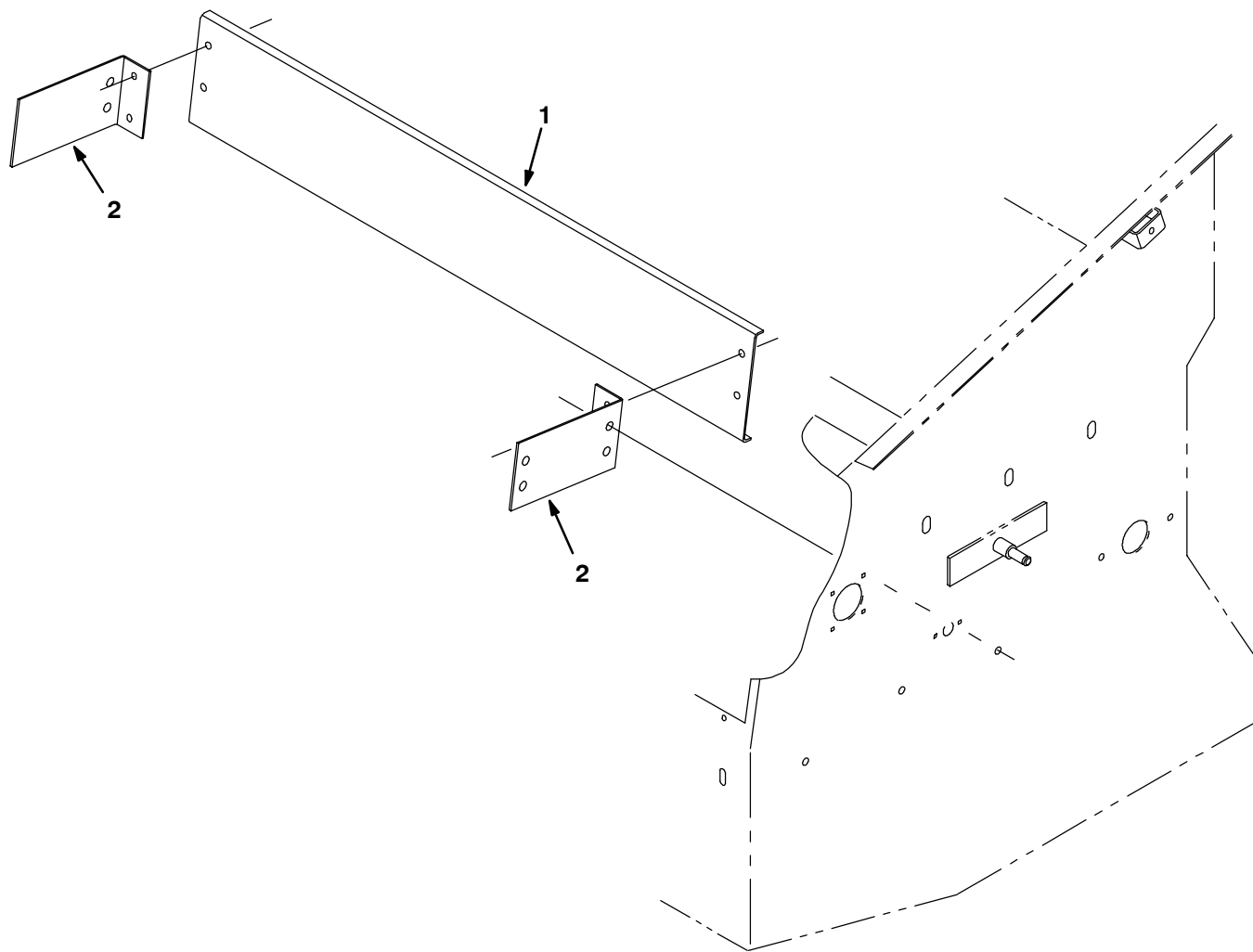
Fig. 40 - Transport Group



07520 - 6550, NA

Ref.	Tennant Part No.	Machine Serial Number	Description	Qty.
1	82196	(000000-) Bracket, Tiedown	2
2	14983	(000000-) Bracket, Tiedown	2
3	11636	(000000-) Latch, Draw, Flexible	1

Fig. 41 - Auxiliary Side Brush Hopper Deflector Group



08615 - 6550, IC

Ref.	Tennant Part No.	Machine Serial Number	Description	Qty.
1	379742	(000000-) Plate, Deflector	1
2	32791	(000000-) Bracket, Deflector	2

Fig. 42 - Auxiliary Side Brush Motor Group

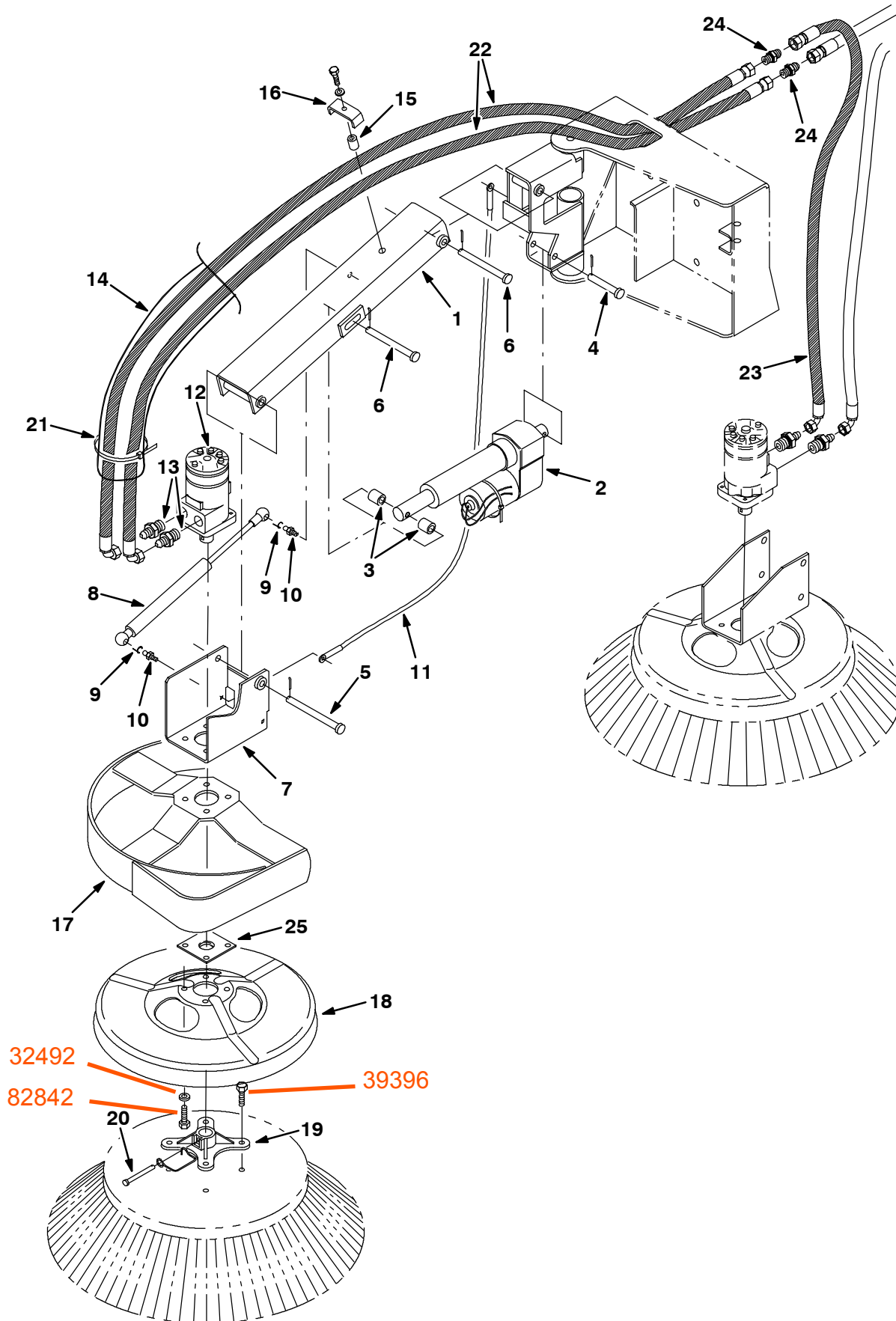


Fig. 42 - Auxiliary Side Brush Motor Group

Ref.	Tennant Part No.	Machine Serial Number	Description	Qty.
1	55778	(000000-) Arm Wldt	1
2	55776	(000000-) Actuator, 12V 4.0Strk 250Lb	1
3	55834	(000000-) Sleeve, .562B .88D .97 Stl	2
4	23683	(000000-) Pin,Clevis,0.50 Dia.X 3.00 Lg	1
5	51225	(000000-) Pin,Clevis,0.50 Dia.X 5.50 Lg	1
6	51538	(000000-) Pin,Clevis,0.50 Dia.X 5.00 Lg	2
7	55793	(000000-) Bracket Wldt, Mtg, Motor	1
8	82334	(000000-) Spring-Gas 120Lb 6.3 Stroke	1
9	64595	(000000-) Clip, Safety	2
10	58494	(000000-) Stud, Ball, Gas Spring	2
11	35298	(000000-) Cable, Motor Bracket	1
12	53435	(000000-008247) Motor, Hyd Gear Replaced by 374628 (See Breakdowns)	1
12	373340	(008248-) Motor, Hyd Gear In (See Breakdowns)	1
13	47508	(000000-) Ftg-Hyd Str Jm06/Om10	2
14	35484	(000000-) Sleeve-Nyln #24 45.0L	1
15	09900-1	(000000-) Sleeve, .260B .50D .75 Pnt.Gr	1
16	51715	(000000-) Clamp, Hose	1
17	55823	(000000-) Guard Wldt, Brush	1
18	53984	(000000-) Guard, Brush	1
19	47501	(000000-) Hub, Brush Adaptor, 1.00B	1
20	84581	(000000-) Pin Assy, Side Brush W/Clip	1
21	49266	(000000-) Tie, Cable 1.75D Max 7.50Lg	13
22	31566	(000000-) Hose-Hyd Med06 Jf/J9	2
23	01999	(000000-) Hose-Hyd Med06 Jf/J9	1
24	15803	(000000-) Ftg-Hyd Str Jm06/Jm06	2
25	16082	(000000-) Guard, String, Motor, Brush	1

Fig. 43 - Auxiliary Side Brush Pivot Group

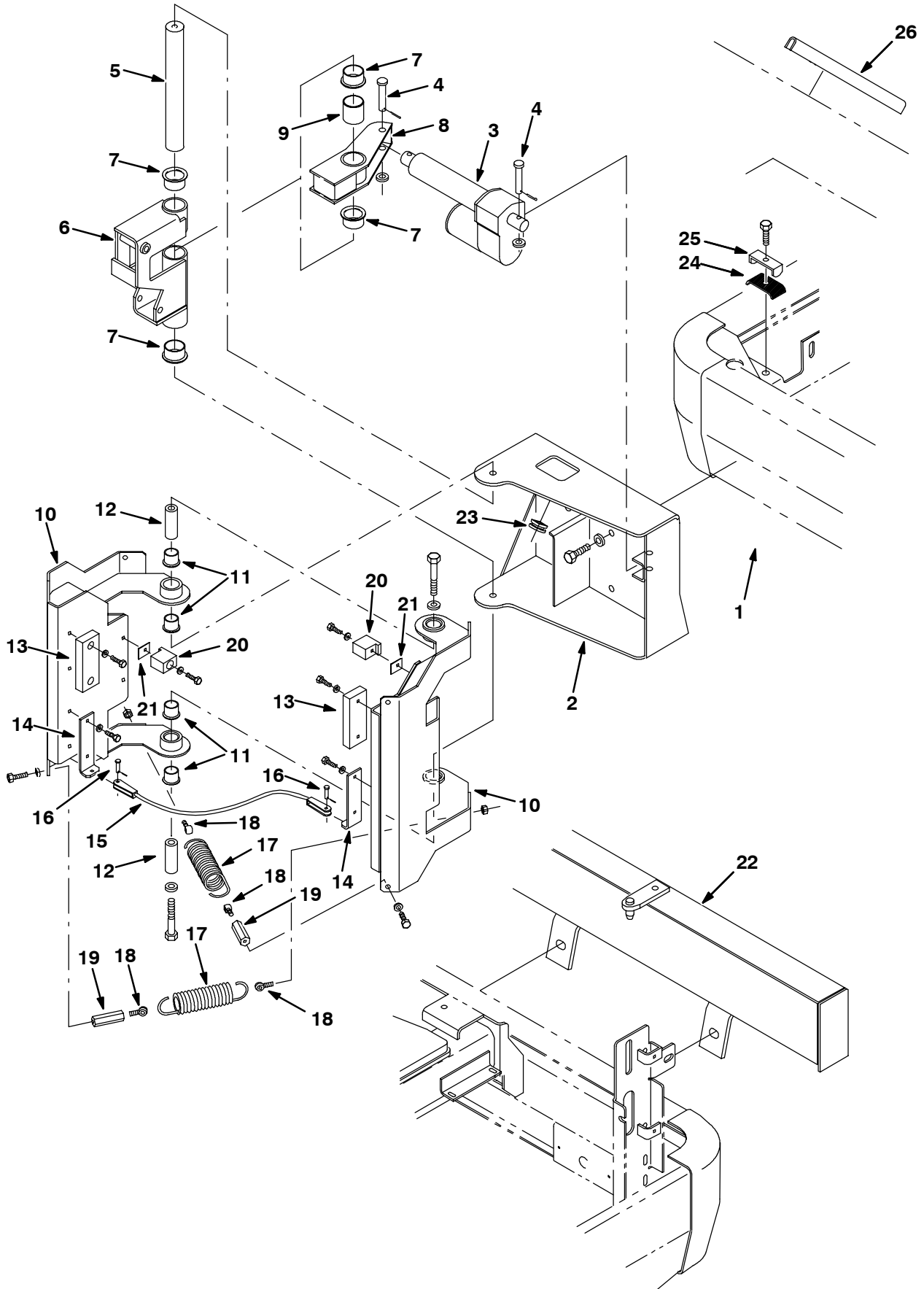


Fig. 43 - Auxiliary Side Brush Pivot Group

Ref.	Tennant Part No.	Machine Serial Number	Description	Qty.
1	379731	(000000-) Bumper Wldt, Aux S Br, Front	1
2	379737	(000000-) Channel Wldt, Support	1
3	35426	(000000-) Actuator Assy, 12V	1
4	06279	(000000-) Pin,Clevis,0.50 Dia.X 2.50 Lg	2
5	54427	(000000-) Shaft, Pivot	1
6	54428	(000000-) Pivot Wldt, Actuator	1
7	54620	(000000-) Bearing, Flange, 1.50 Bore	4
8	54404	(000000-) Pivot Wldt	1
9	54465	(000000-) Bearing, Journal 1.50 Dia	1
10	54621	(000000-) Spring Wldt, Support	2
11	54618	(000000-) Bearing, Flange, 1.00 Bore	4
12	55767	(000000-) Tube, Spacer	2
13	69994	(000000-) Bumper	2
14	69995	(000000-) Bracket, Cable	2
15	69991	(000000-) Cable	1
16	36376	(000000-) Pin,Clevis, .19 Dia.X .50 Lg	2
17	55617	(000000-) Spring, Tension	4
18	69998	(000000-) Hook, Spring	8
19	69997	(000000-) Bar, Hex	4
20	69993	(000000-) Bumper	2
21	59387	(000000-) Plate	2
22	379740	(000000-) Bumper Wldt, Aux S Br, Rear	1
23	10632-1	(000000-) Grom.,Rbr,1.06ld,For.19Matl L	1
24	70267	(000000-) Pad, Rubber, Hose Clamp	1
25	70268	(000000-) Clamp, Hose, Double, .437 Hole	1
26	62595-9	(000000-) Molding, Trim, .08-.11 17.75	1

Fig. 44 - Auxiliary Side Brush Wire Harness Group

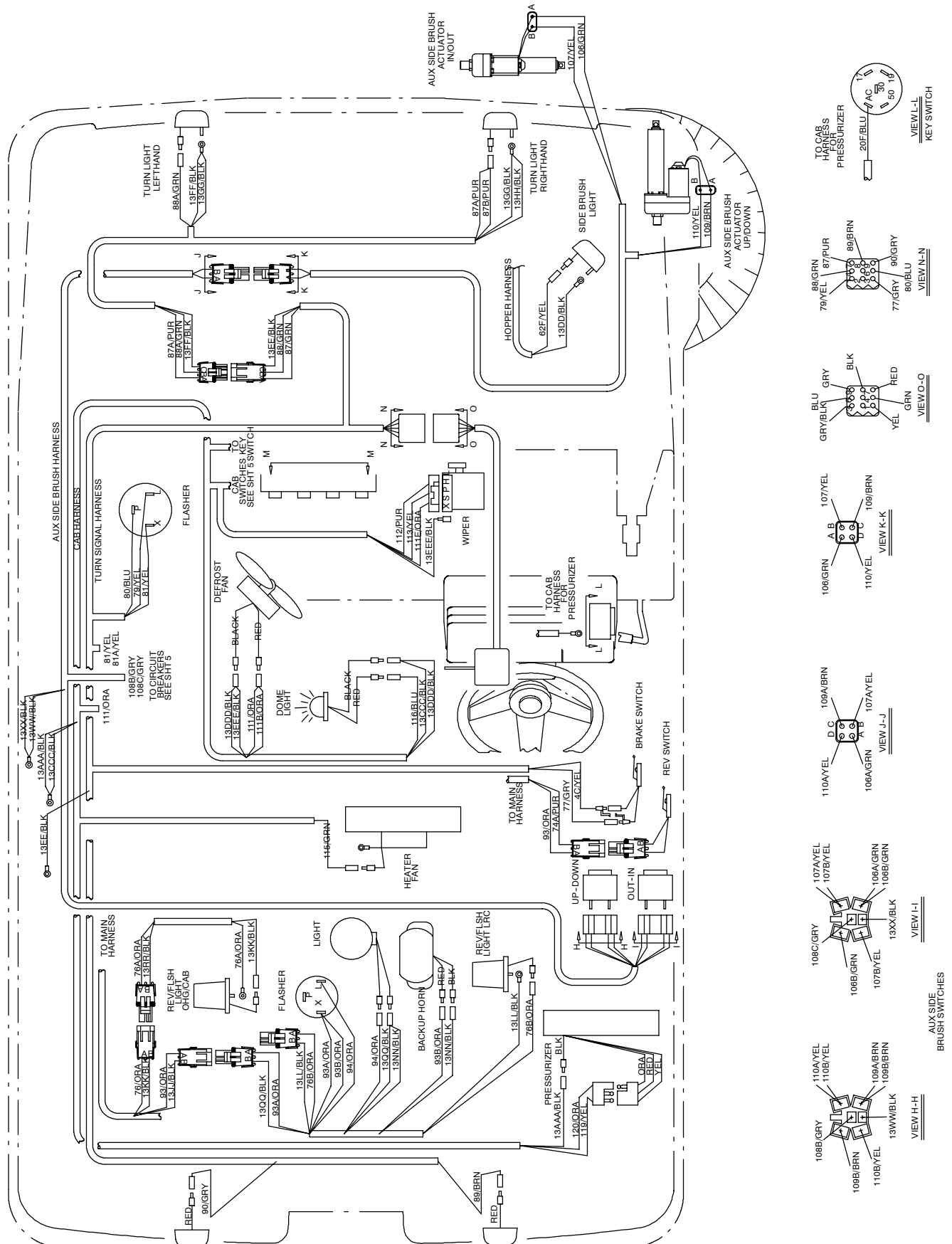


Fig. 44 - Auxiliary Side Brush Wire Harness Group

Ref.	Tennant Part No.	Machine Serial Number	Description	Qty.
1	60285	(000000-) Harness, Aux Side Brush	1
2	60286	(000000-) Harness, Aux Side Brush	1

Fig. 45 - Auxiliary Side Brush Electrical Group

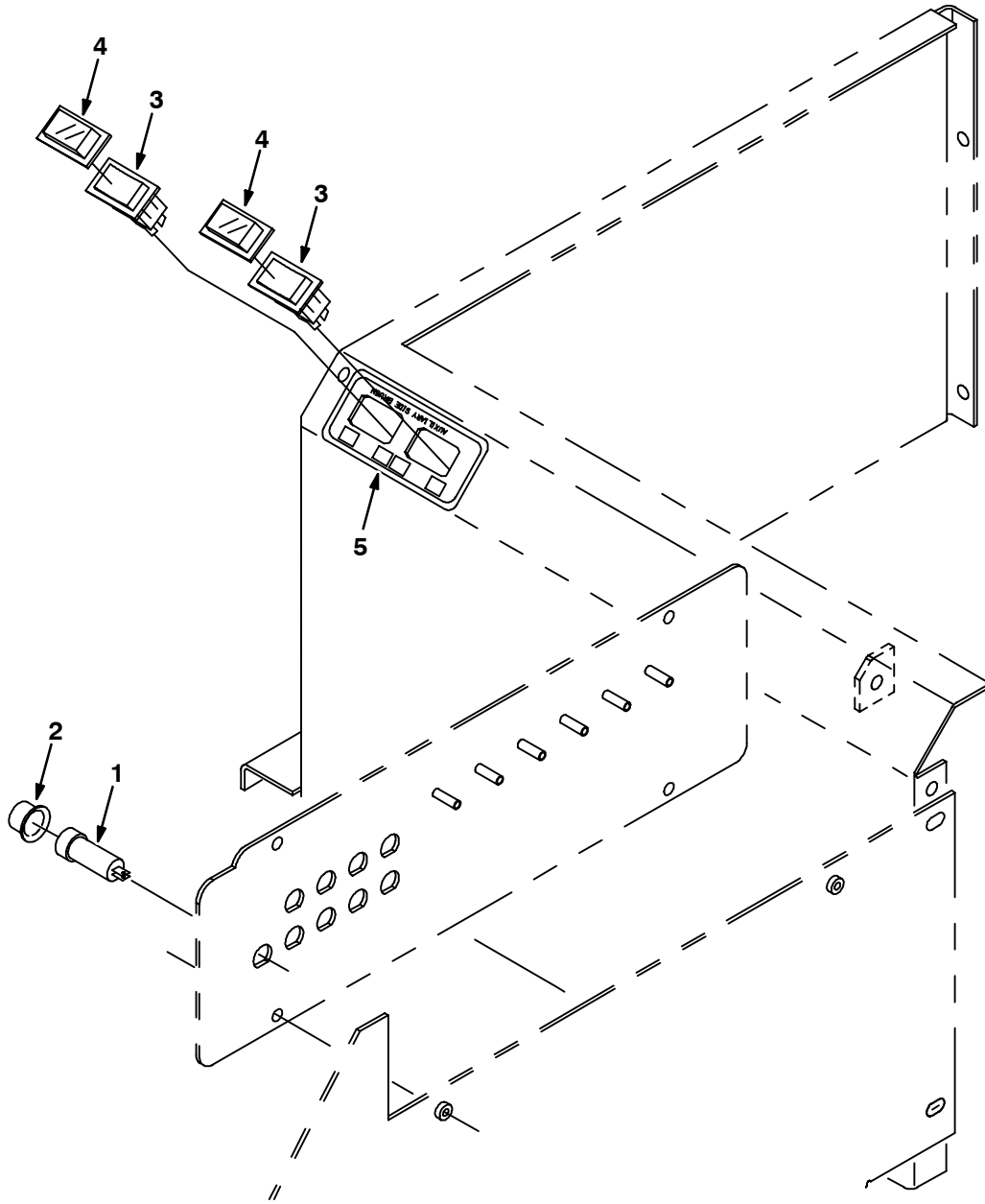


Fig. 45 - Auxiliary Side Brush Electrical Group

Ref.	Tenant Part No.	Machine Serial Number	Description	Qty.
1	57803	(000000-) Breaker - Circuit, 15 Resetbl	1
2	57751	(000000-) Boot, Circuit Breaker	1
3	65560	(000000-) Switch, Rocker DPDT (mom)	2
4	57807	(000000-) Cover, Rocker Switch Seal	2
5	69999	(000000-) Label, Aux Side Brush	1

Fig. 46 - Side Brush Dust Control Kit (Metal Hopper)

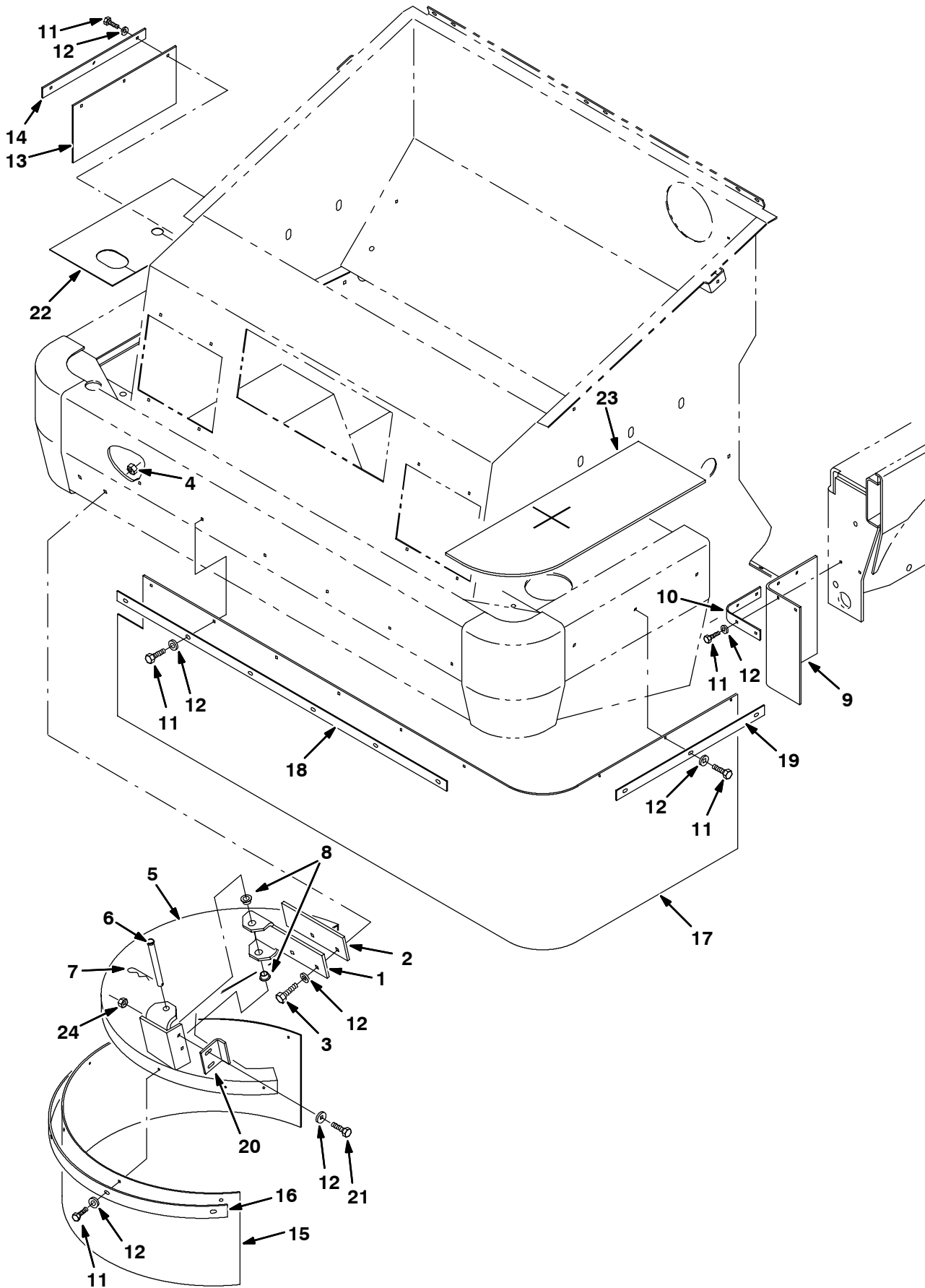
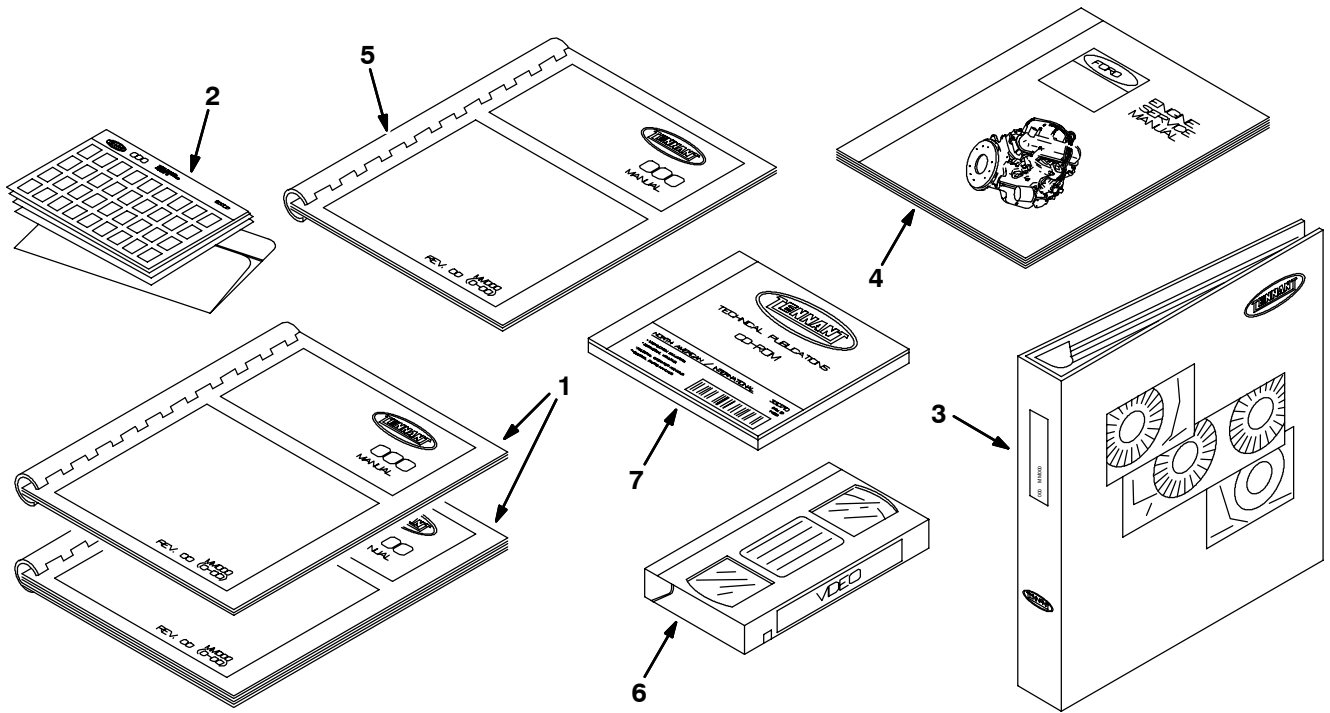


Fig. 46 - Side Brush Dust Control Kit (Metal Hopper)

	Ref.	Tennant Part No.	Machine Serial Number	Description	Qty.
▽		379807	(000000-) Dust Control Kit, Sidebrush (Metal)	1
▲	1	74383	(000000-) Bracket	1
▲	2	379810	(000000-) Plate, Spacer	2
▲	3	39284	(000000-) Screw, Hex, M10	2
▲	4	07792	(000000-) Nut, Hex, M10	2
▲	5	379797	(000000-) Cover	1
▲	6	51538	(000000-) Pin, Clevis	1
▲	7	44906	(000000-) Pin, Hair Cotter	1
▲	8	23274	(000000-) Bushing, Flange	2
▲	9	66176	(000000-) Skirt	2
▲	10	66177	(000000-) Plate, Retainer	2
▲	11	12459	(000000-) Screw, Hex Forming, M6	24
▲	12	01684	(000000-) Washer, Flat	26
▲	13	379800	(000000-) Skirt	1
▲	14	379801	(000000-) Plate, Retainer	1
▲	15	379804	(000000-) Skirt	1
▲	16	379803	(000000-) Plate, Retainer	1
▲	17	379805	(000000-) Skirt	1
▲	18	74380	(000000-) Plate	1
▲	19	74381	(000000-) Plate, Retainer	1
▲	20	74382	(000000-) Angle	1
▲	21	16931	(000000-) Screw, Hex, M8	2
▲	22	379806	(000000-) Insulation, Foam	1
▲	23	72087	(000000-) Insulation, Foam	1
▲	24	07791	(000000-) Nut, Hex, Flange, M8	2

Fig. 47 - Documentation Group



07501 - 6550, G, LP, NA

Ref.	Tennant Part No.	Machine Serial Number	Description	Qty.
1	330310	(000000-)	Manual Pkg 6550	1
2	330311	(000000-)	Manual-Fiche Pkg 6550G	1
3	330275	(000000-)	Manual Service 6500/6550	1
4	38978	(000000-)	Service Manual Vsg Fd	1
330312	660002	(000000-)	Manual Op/Mt 6550 Spanish	1
330313	660003	(000000-)	Manual Op/Mt 6550 French	1
330314	660004	(000000-)	Manual Op/Mt 6550 JP	1
6	379828	(000000-)	6500L Oper/ Video VHS	1
7	330710	(000000-)	Manual, Cd-Rom, Oprtr & Parts, All [Na]	1
7	330715	(000000-)	Manual, Cd-Rom, Service	1

SECTION 4

Contents	Page
Fig. 1 - Hydraulic Piston Pump Breakdown, 79769	4-2
Fig. 2 - Hydraulic Gear Pump Breakdown, 53622	4-4
Fig. 3 - Hydraulic Gear Pump Breakdown, 379606	4-6
Fig. 4 - Hydraulic Motor Breakdown, 22604	4-8
Fig. 5 - Hydraulic Motor Breakdown, 379609	4-10
Fig. 6 - Hydraulic Motor Breakdown, 74468	4-12
Fig. 7 - Hydraulic Motor Breakdown, 379608	4-13
Fig. 8 - Hydraulic Motor Breakdown, 379607	4-14
Fig. 9 - Hydraulic Motor Breakdown, 53435	4-15
Fig. 10 - Hydraulic Motor Breakdown, 373340	4-16
Fig. 11 - Hydraulic Motor Breakdown, 53485	4-17
Fig. 12 - Hydraulic Valve Breakdown, 374547	4-18
Fig. 13 - Hydraulic Steering Valve Breakdown, 74172	4-20
Fig. 14 - Hydraulic Cylinder Breakdown, 74419	4-21
Fig. 15 - Hydraulic Cylinder Breakdown, 53601	4-22
Fig. 16 - Air Conditioning Condenser Breakdown, 393340	4-23
Fig. 17 - Air Conditioning Evaporator / Heater Breakdown, 393339	4-24
Fig. 18 - Heater Pressurizer Breakdown, 393381	4-25
Fig. 19 - Pressurizer Breakdown, 393384	4-26

Fig. 1 - Hydraulic Piston Pump Breakdown, 79769

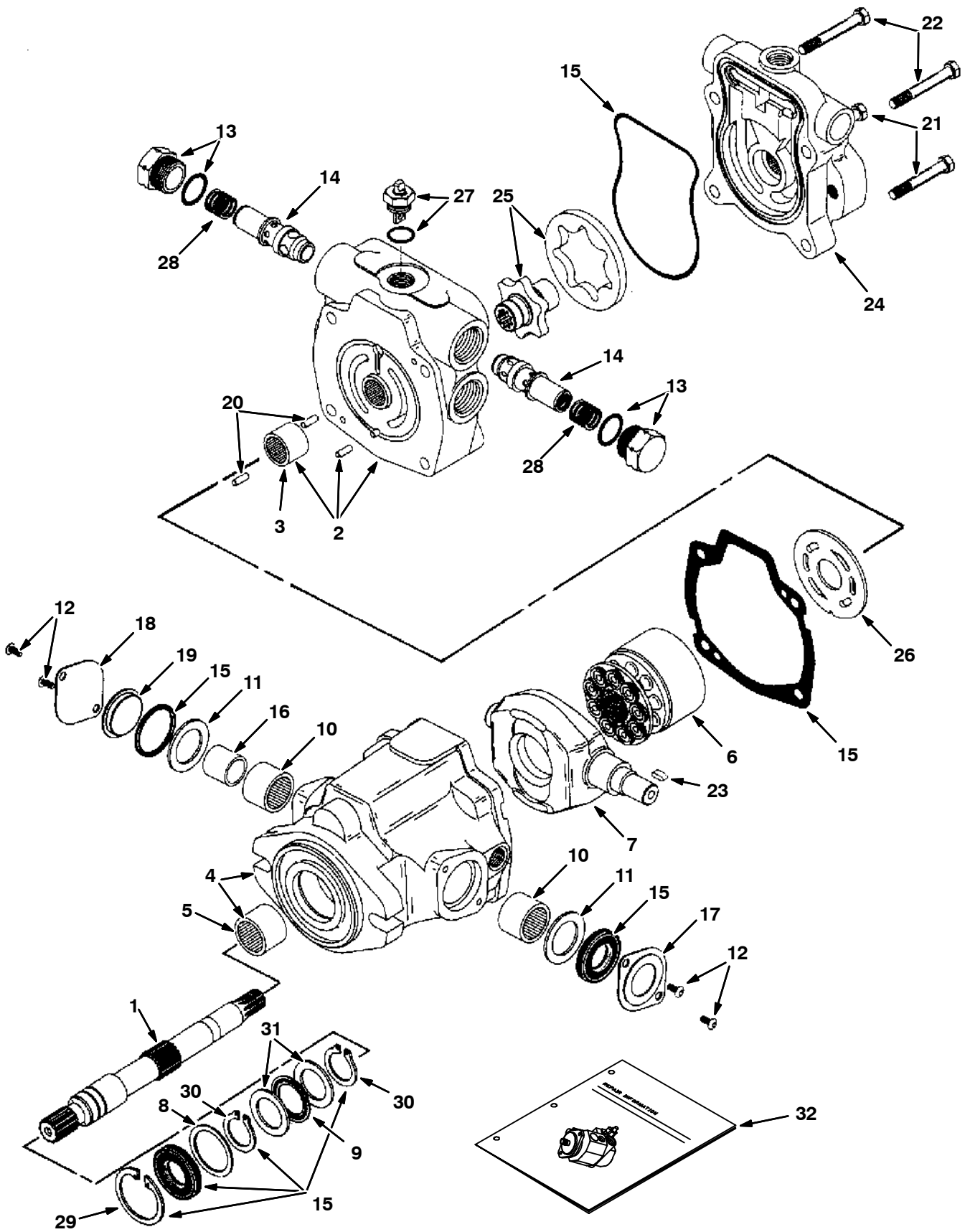


Fig. 1 - Hydraulic Piston Pump Breakdown, 79769

	Ref.	Tennant Part No.	Manufacturer Serial Number	Description	Qty.
▽		79769	(000000-) Pump, Hyd Piston V 1.44 R 4000	1
▲	1	55931	(000000-) Pump Driveshaft	1
▲▽	2	70094	(000000-) Backplate Assy Ce	1
▲▲	3	55937	(000000-) Roller Bearing	1
▲▽	4	70095	(000000-) Pump Housing Assy Ce	1
▲▲	5	55939	(000000-) Roller Bearing	1
▲	6	02706	(000000-) Rotating Kit	1
▲	7	58009	(000000-) Camplate Ce	1
▲	8	70096	(000000-) Washer Ce	1
▲	9	74225	(000000-) Bearing, Thrust	1
▲	10	02709	(000000-) Bearing Cam	2
▲	11	70097	(000000-) Washer Ce	2
▲	12	61891	(000000-) Screws	4
▲	13	74230	(000000-) Plug Assembly	2
▲	14	55941	(000000-) Valve-Relief 4000 PSI	2
▲	15	70103	(000000-) Seal Kit, Pump Ce	1
▲	16	02705	(000000-) Race, Inner Bearing	1
▲	17	52386	(000000-) Cover	1
▲	18	70098	(000000-) Cover, Trunion Ce	1
▲	19	70099	(000000-) Cover, O-Ring Ce	1
▲	20	70100	(000000-) Pin, Dowel Ce	2
▲	21	74235	(000000-) Scr Hex .31-18X3.25	2
▲	22	70101	(000000-) Screw, Cap	2
▲	23	74237	(000000-) Key	1
▲	24	55930	(000000-) Pump Adaptor Assy	1
▲	25	55932	(000000-) Geroter & Coupler	1
▲	26	74180	(000000-) Plate, Valve Ce	1
▲	27	74469	(000000-) Valve, Dump	1
▲	28	74229	(000000-) Spring	2
▲	29	55926	(000000-) Retaining Ring	1
▲	30	55925	(000000-) Retaining Ring	2
▲	31	74226	(000000-) Race, Bearing	2
	32	74248	(000000-) Repair Info	1

Fig. 2 - Hydraulic Gear Pump Breakdown, 53622

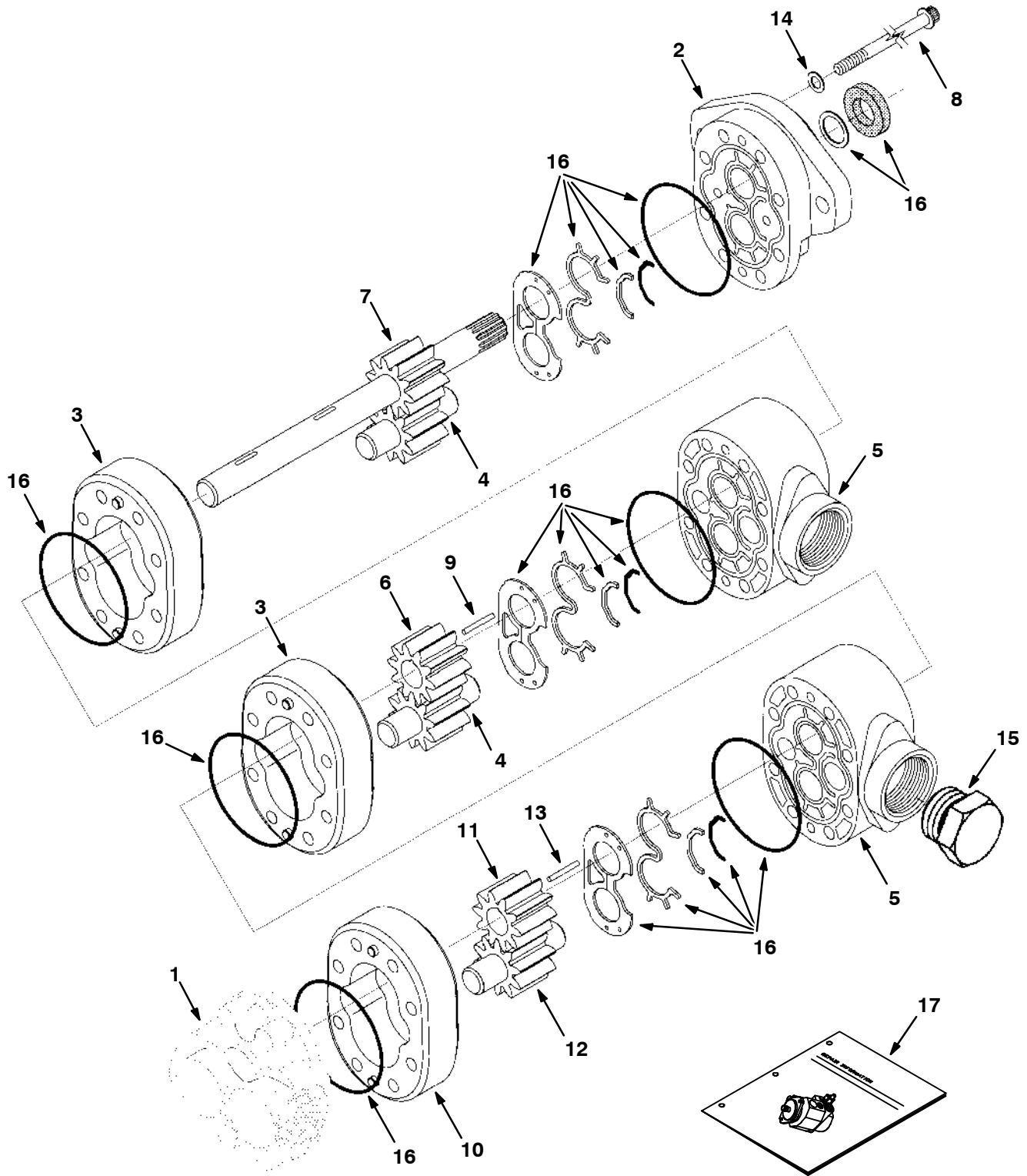


Fig. 2 - Hydraulic Gear Pump Breakdown, 53622

	Ref.	Tennant Part No.	Machine Serial Number	Description	Qty.
▽		53622	(000000-) Pump, Hyd	1
▲	1	58242	(000000-) Plate, Back	1
▲	2	74149	(000000-) Plate, Front	1
▲	3	74150	(000000-) Body Assy	2
▲	4	74151	(000000-) Gear, Idler	2
▲	5	74152	(000000-) Plate, Adapter	2
▲	6	74148	(000000-) Gear, Slip Fit	1
▲	7	65226	(000000-) Drive Gear Assembly	1
▲	8	74154	(000000-) Screw, Cap	8
▲	9	74160	(000000-) Key, Round	1
▲	10	74157	(000000-) Body Assembly	1
▲	11	74153	(000000-) Gear	1
▲	12	74158	(000000-) Gear, Idler	1
▲	13	74156	(000000-) Key, Round	1
▲	14	74159	(000000-) Washer	4
▲	15	74161	(000000-) Plug, O-ring	1
▲	16	59305	(000000-) Kit, Seal, Hyd, Pump	1
	17	763483	(000000-) Repair Info, Pump	1

Fig. 3 - Hydraulic Gear Pump Breakdown, 379606

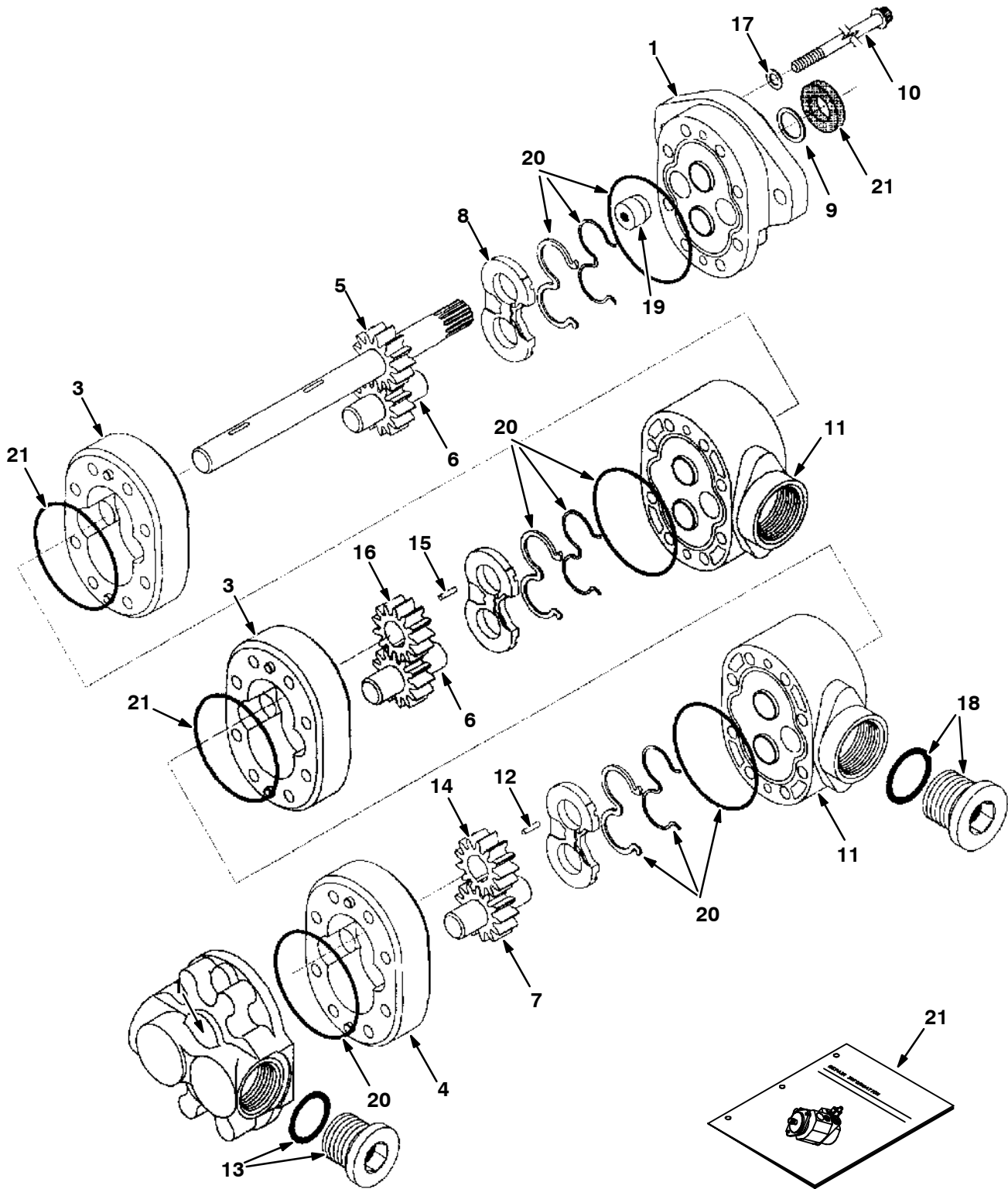


Fig. 3 - Hydraulic Gear Pump Breakdown, 379606

	Ref.	Tennant Part No.	Machine Serial Number	Description	Qty.
▽		379606	(000000-) Pump, Hyd	1
▲	1	373201	(000000-) Front Plate Assy	1
▲	2	373276	(000000-) Backplate	1
▲	3	373232	(000000-) Body	2
▲	4	373285	(000000-) Body	1
▲	5	373257	(000000-) Gear, Drive	1
▲	6	373211	(000000-) Gear, Idler	2
▲	7	373286	(000000-) Gear, idler	1
▲	8	373227	(000000-) Plate, Wear	3
▲	9	373234	(000000-) Washer	1
▲	10	74154	(000000-) Screw, Cap	8
▲	11	373235	(000000-) Plate, Adapter	2
▲	12	373287	(000000-) key	1
▲	13	71725	(000000-) Plug #16	1
▲	14	373288	(000000-) Gear	1
▲	15	373284	(000000-) Key	1
▲	16	373242	(000000-) Gear	1
▲	17	373243	(000000-) Washer	4
▲	18	74161	(000000-) Plug #20	1
▲	19	373244	(000000-) Plug	1
▲	20	373255	(000000-) Seal Kit	1
	21	373207	(000000-) Repair Info.	1

Fig. 4 - Hydraulic Motor Breakdown, 22604

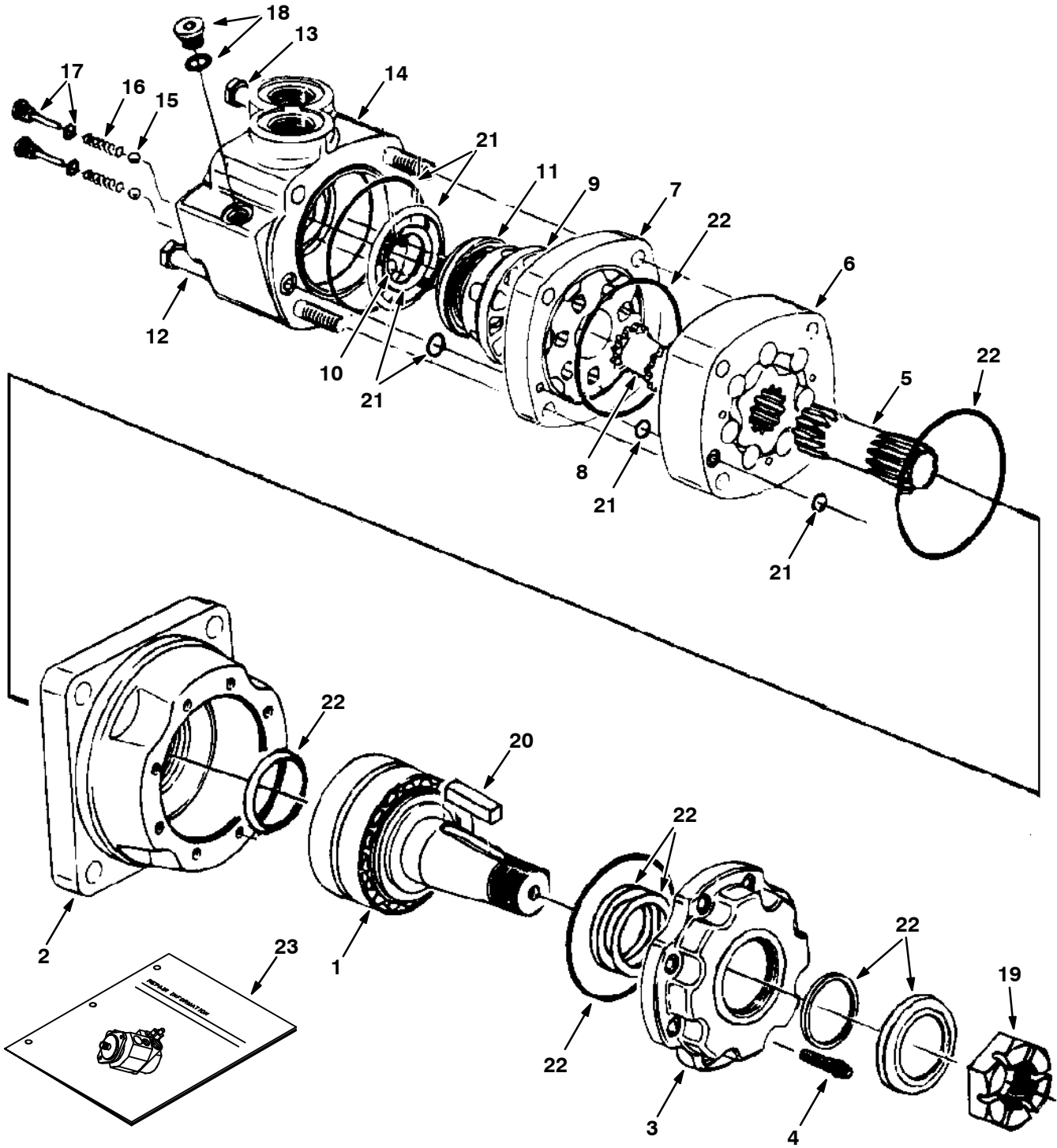


Fig. 4 - Hydraulic Motor Breakdown, 22604

Ref.	Tennant Part No.	Manufacturer Serial Number	Description	Qty.
▽	22604	(000000-) Motor, Hyd Gear In 19.0 B 3000	1
▲	1 74165	(000000-) Shaft, Assy	1
▲	2 74166	(000000-) Housing, Brg	1
▲	3 74167	(000000-) Retainer, Frt	1
▲	4 74168	(000000-) Screw, Cap	8
▲	5 37616	(000000-) Drive	1
▲	6 37756	(000000-) Geroler	1
▲	7 74122	(000000-) Plate, Valve	1
▲	8 52405	(000000-) Valve	1
▲	9 74123	(000000-) Valve	1
▲	10 34178	(000000-) Spring	2
▲	11 38968	(000000-) Ring	1
▲	12 74125	(000000-) Bolt	3
▲	13 38255	(000000-) Bolt	1
▲	14 74171	(000000-) Housing, Assy	1
▲	15 37766	(000000-) Ball	2
▲	16 34179	(000000-) Spring	2
▲	17 74137	(000000-) Plug Assembly	2
▲	18 74098	(000000-) Plug Assembly	1
▲	19 45622	(000000-) Nut	1
▲	20 45623	(000000-) Key	1
▲	21 33580	(000000-) Seal Kit, Rear	1
▲	22 79828	(000000-) Seal Kit, Shaft	1
	23 74249	(000000-) Repair Info.	1

Fig. 5 - Hydraulic Motor Breakdown, 379609

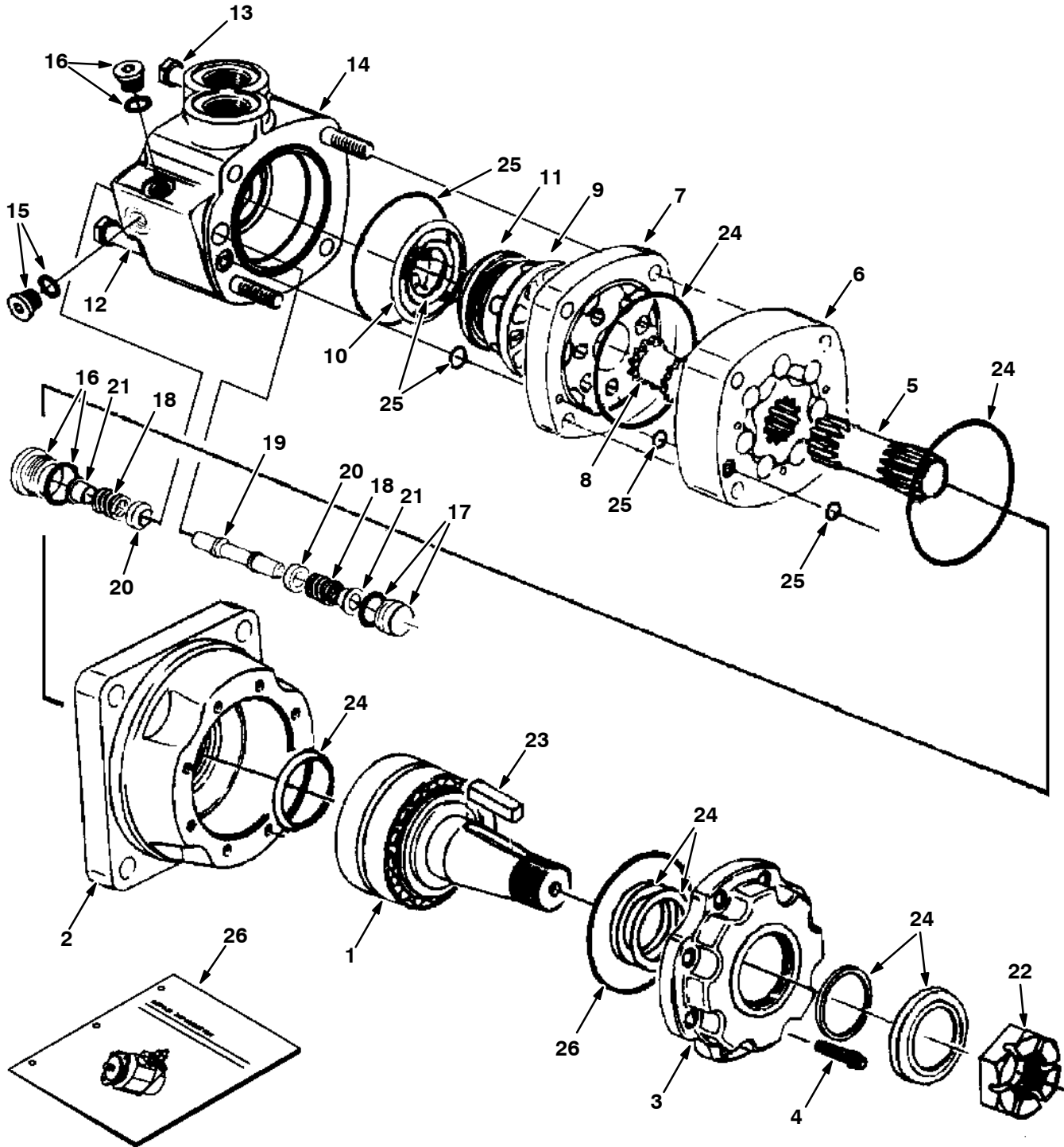
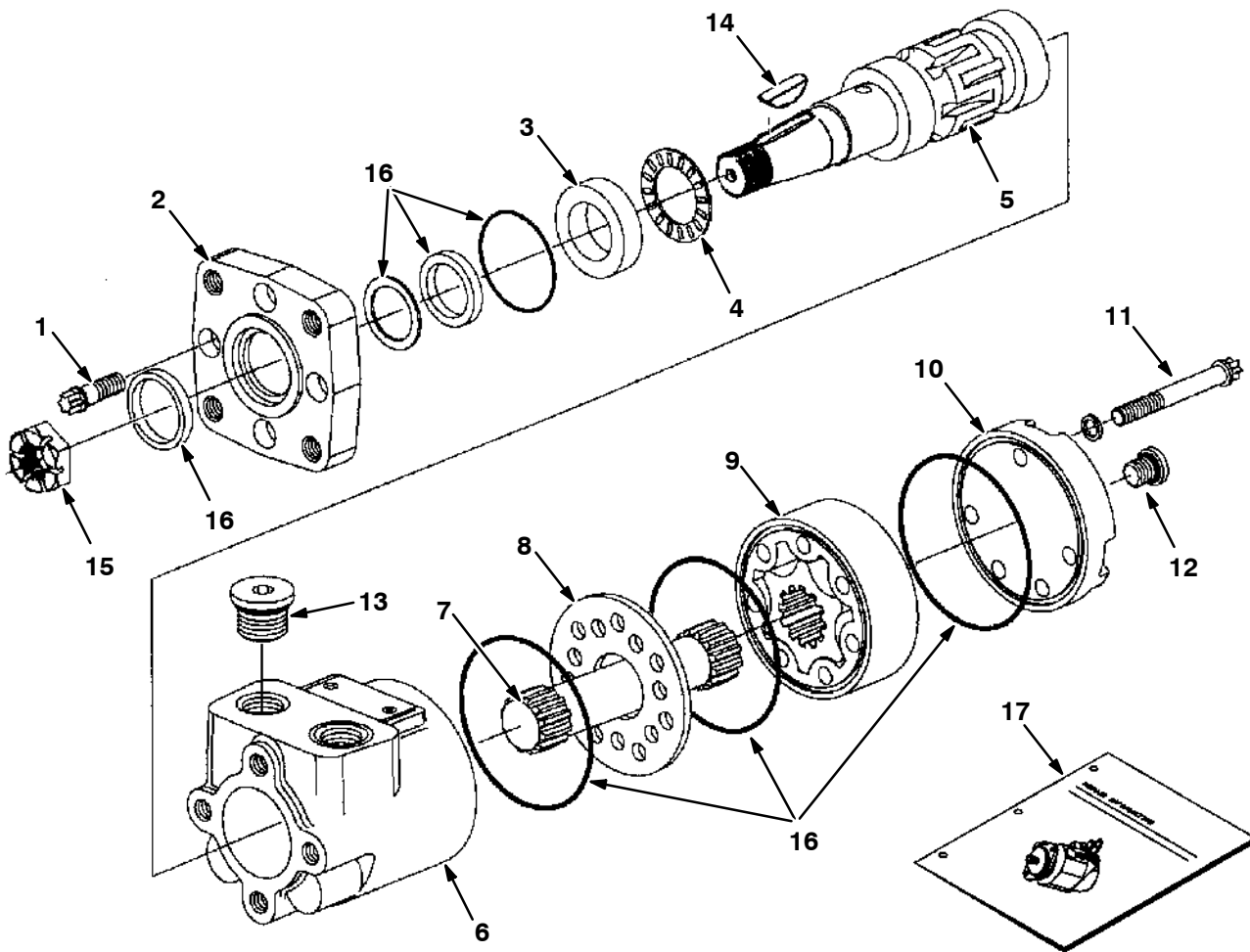


Fig. 5 - Hydraulic Motor Breakdown, 379609

Ref.	Tennant Part No.	Manufacturer Serial Number	Description	Qty.
▽	379609	(000000-) Motor, Hyd Gear In 19.0 B 3000	1
▲	1 74165	(000000-) Shaft, Assy	1
▲	2 74166	(000000-) Housing, Brg	1
▲	3 74167	(000000-) Retainer, Frt	1
▲	4 74168	(000000-) Screw, Cap	8
▲	5 37616	(000000-) Drive	1
▲	6 37756	(000000-) Geroler	1
▲	7 74122	(000000-) Plate, Valve	1
▲	8 52405	(000000-) Valve	1
▲	9 74123	(000000-) Valve	1
▲	10 34178	(000000-) Spring	2
▲	11 38968	(000000-) Ring	1
▲	12 74125	(000000-) Bolt	3
▲	13 38255	(000000-) Bolt	1
▲	14 373297	(000000-) Housing, Assy	1
▲	15 373298	(000000-) Plug	1
▲	16 373260	(000000-) Plug	2
▲	17 373299	(000000-) Plug Assembly	1
▲	18 373291	(000000-) Spring	2
▲	19 373217	(000000-) Piston	1
▲	20 373226	(000000-) Poppet	2
▲	21 373236	(000000-) Dashpot	2
▲	22 45622	(000000-) Nut	1
▲	23 45623	(000000-) Key	1
▲	24 79828	(000000-) Seal Kit, Shaft	1
▲	25 33580	(000000-) Seal Kit, Rear	1
	26 79729	(000000-) Repair Info.	1

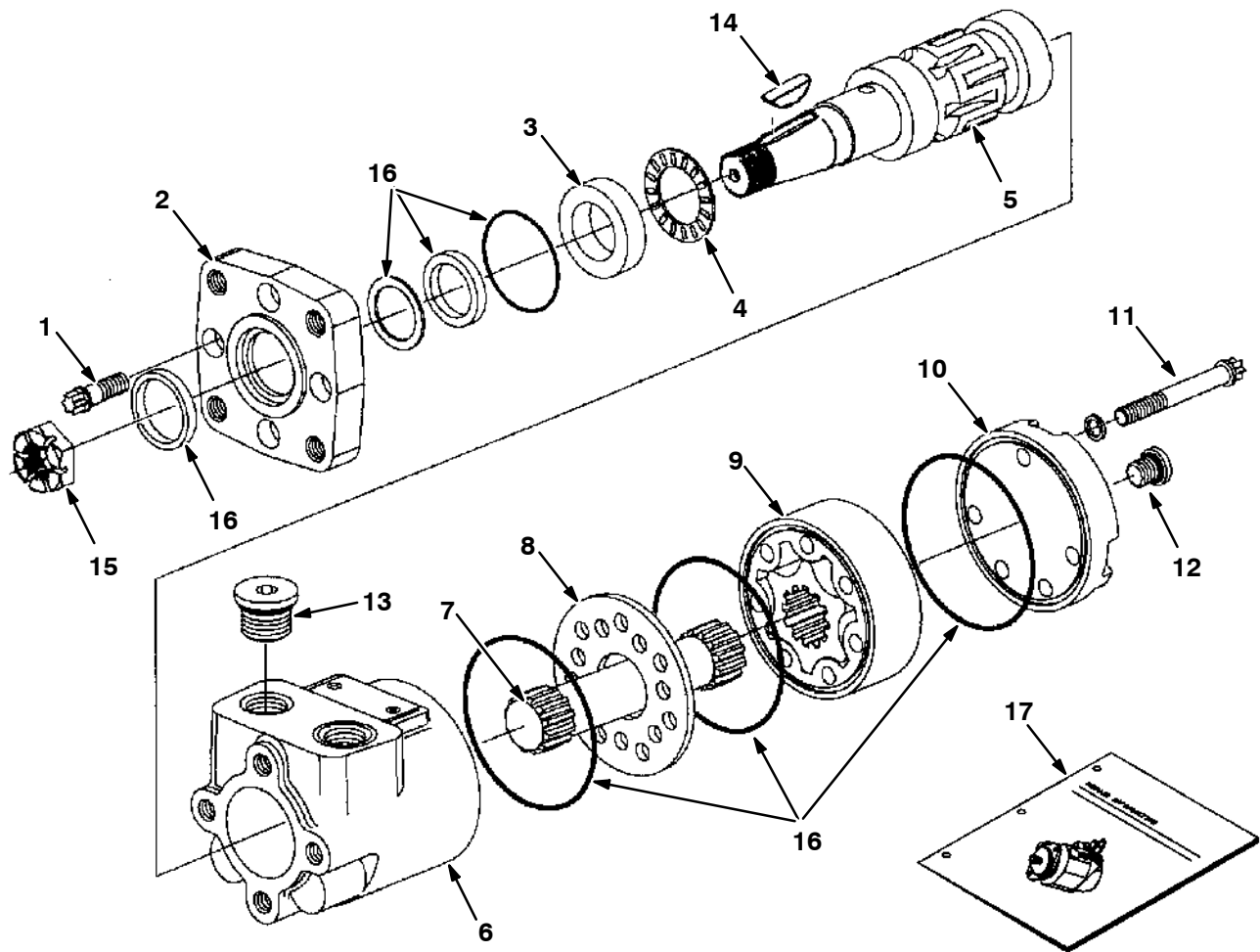
Fig. 6 - Hydraulic Motor Breakdown, 74468



09606 - 09670 - ALL

Ref.	Tennant Part No.	Manufacturer Serial Number	Description	Qty.	
▽	74468	(000000-) Motor, Hyd Gear In 02.8 B 1500	1	
▲	1	37555	(000000-) Cap, Screw	4
▲	2	31354	(000000-) Flange Mounting	1
▲	3	16695	(000000-) Race Thrust	1
▲	4	45628	(000000-) Thrust Bearing	1
▲	5	31375	(000000-) Shaft, Output	1
▲	6	74100	(000000-) Housing Cl	1
▲	7	34176	(000000-) Drive	1
▲	8	74094	(000000-) Spacer Plate Cl	1
▲	9	31381	(000000-) Gerotor Set	1
▲	10	74095	(000000-) Spacer Plate Cl	1
▲	11	74174	(000000-) Cap, Screw Cl	5
▲	12	74098	(000000-) Plug Assembly Ph	1
▲	13	74099	(000000-) Plug Assembly Ph	2
▲	14	00500-15	(000000-) Key-Wdruff 0.25 1.00 Asa#0808	1
▲	15	39527	(000000-) Nut-Hxslot .75-16 Pltd	1
▲	16	61490	(000000-) Seal Replmt Kit	1
▲	17	74250	(000000-) Repair Info. Cl	1

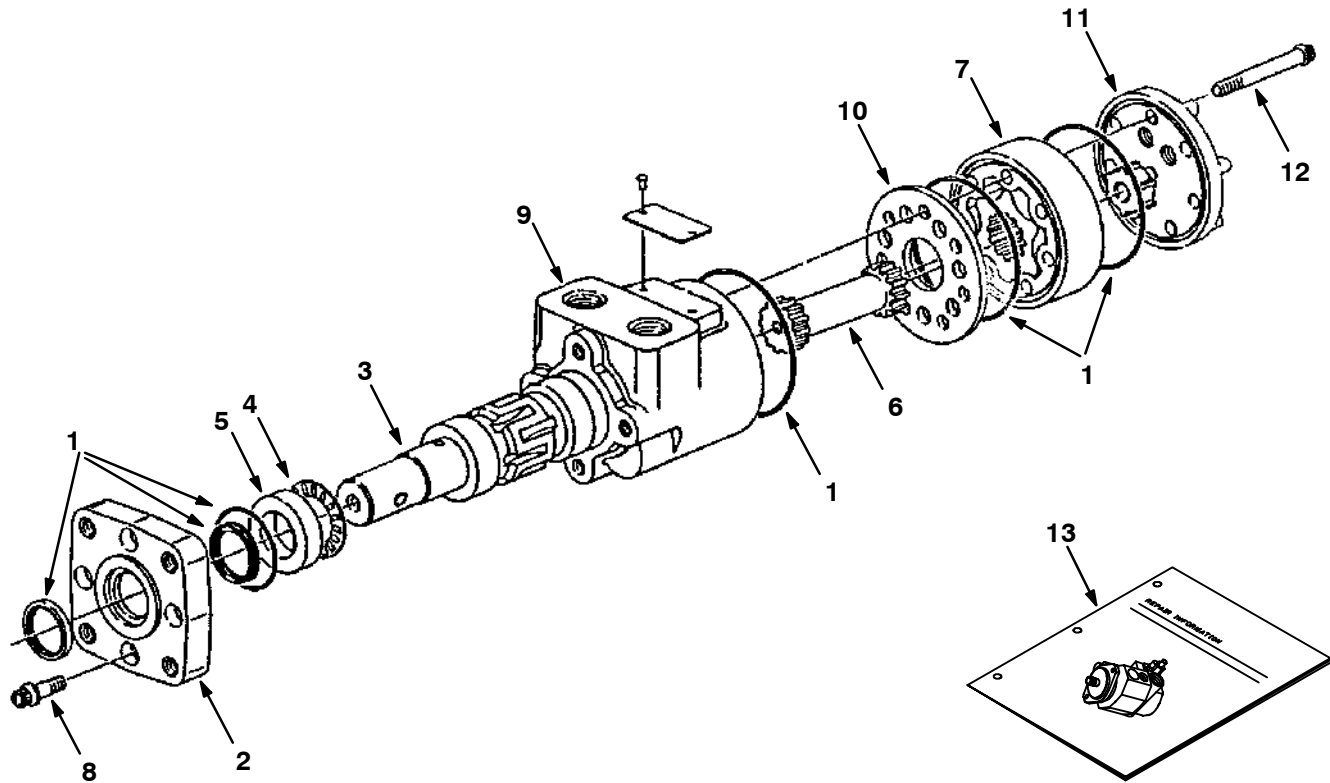
Fig. 7 - Hydraulic Motor Breakdown, 379608



09606 - 09670 - ALL

Ref.	Tennant Part No.	Manufacturer Serial Number	Description	Qty.	
▽	379608	(000000-) Motor, Hyd Gear	1	
▲	1	37555	(000000-) Cap, Screw	4
▲	2	31354	(000000-) Flange Mounting	1
▲	3	16695	(000000-) Race Thrust	1
▲	4	45628	(000000-) Thrust Bearing	1
▲	5	31375	(000000-) Shaft, Output	1
▲	6	74100	(000000-) Housing Cl	1
▲	7	34176	(000000-) Drive	1
▲	8	74094	(000000-) Spacer Plate Cl	1
▲	9	31381	(000000-) Gerotor Set	1
▲	10	74095	(000000-) Spacer Plate Cl	1
▲	11	74174	(000000-) Cap, Screw Cl	5
▲	12	74098	(000000-) Plug Assembly Ph	1
▲	13	74099	(000000-) Plug Assembly Ph	2
▲	14	00500-15	(000000-) Key-Wdruff 0.25 1.00 Asa#0808	1
▲	15	39527	(000000-) Nut-Hxslot .75-16 Pltd	1
▲	16	61490 22654	-) Seal Repair Kit	1
▲	17	22654 74250	-) Repair Info. Cl	1

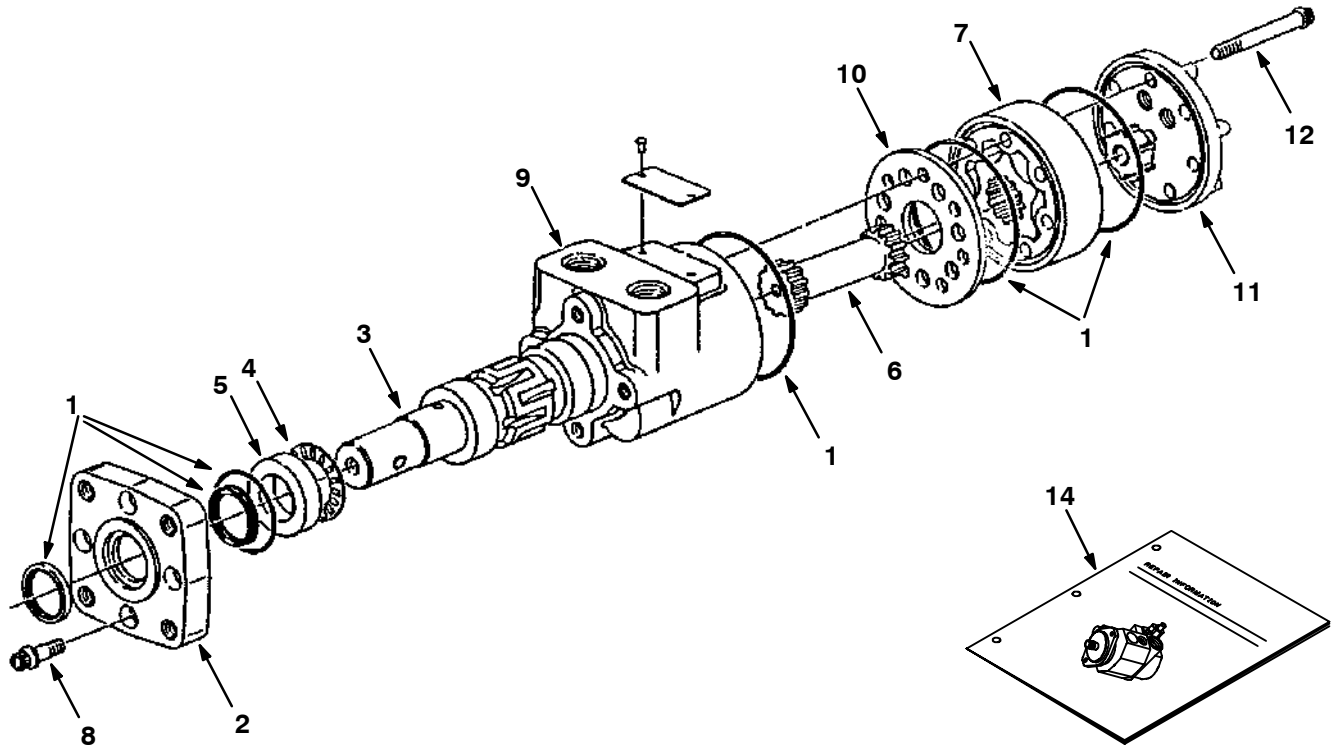
Fig. 8 - Hydraulic Motor Breakdown, 379607



08926 - 09670 - ALL

Ref.	Tennant Part No.	Manufacturer Serial Number	Description	Qty.
▽	379607	(000000-) Motor, Hydraulic	1
▲	1 22654	(000000-) Seal Kit	1
▲	2 31354	(000000-) Flange, Mounting	1
▲	3 31373	(000000-) Output Shaft	1
▲	4 45628	(000000-) Bearing Thrust	1
▲	5 16695	(000000-) Race, Thrust	1
▲	6 31380	(000000-) Drive	1
▲	7 31385	(000000-) Gerotor Set	1
▲	8 37555	(000000-) Screw	4
▲	9 74100	(000000-) Housing	1
▲	10 74094	(000000-) Spacer Plate	1
▲	11 74101	(000000-) End Cap	1
▲	12 65232	(000000-) Screw, Cap	5
	13 74250	(000000-) Repair Info.	1

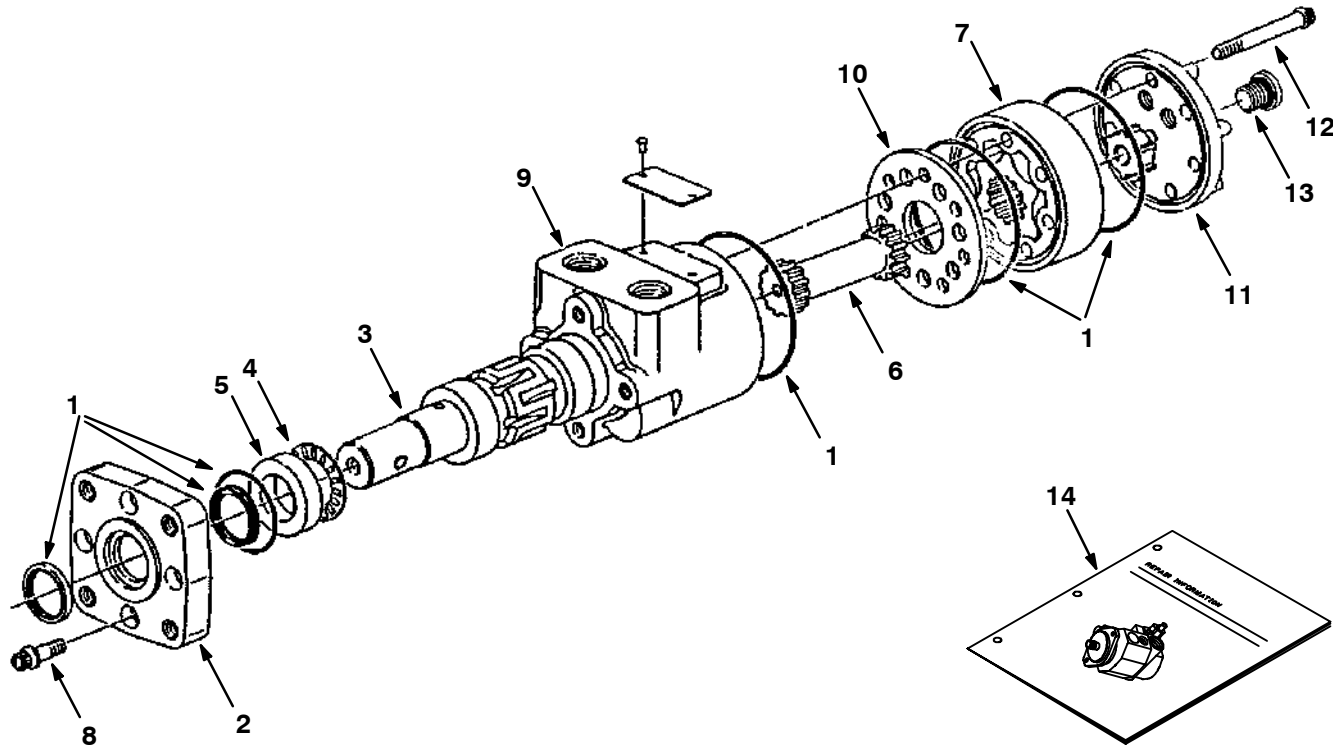
Fig. 9 - Hydraulic Motor Breakdown, 53435



08926-09670-6550, IC

Ref.	Tennant Part No.	Manufacturer Serial Number	Description	Qty.	
▽	53435	(000000-) Motor, Hydraulic	1	
▲	1	61490	(000000-) Seal Kit	1
▲	2	31354	(000000-) Flange, Mounting	1
▲	3	31373	(000000-) Output Shaft	1
▲	4	45628	(000000-) Bearing Thrust	1
▲	5	16695	(000000-) Race, Thrust	1
▲	6	31377	(000000-) Drive	1
▲	7	31384	(000000-) Gerotor Set	1
▲	8	37555	(000000-) Screw	4
▲	9	74100	(000000-) Housing	1
▲	10	74094	(000000-) Spacer Plate	1
▲	11	74101	(000000-) End Cap	1
▲	12	22622	(000000-) Screw, Cap	5
	13	74250	(000000-) Repair Info.	1

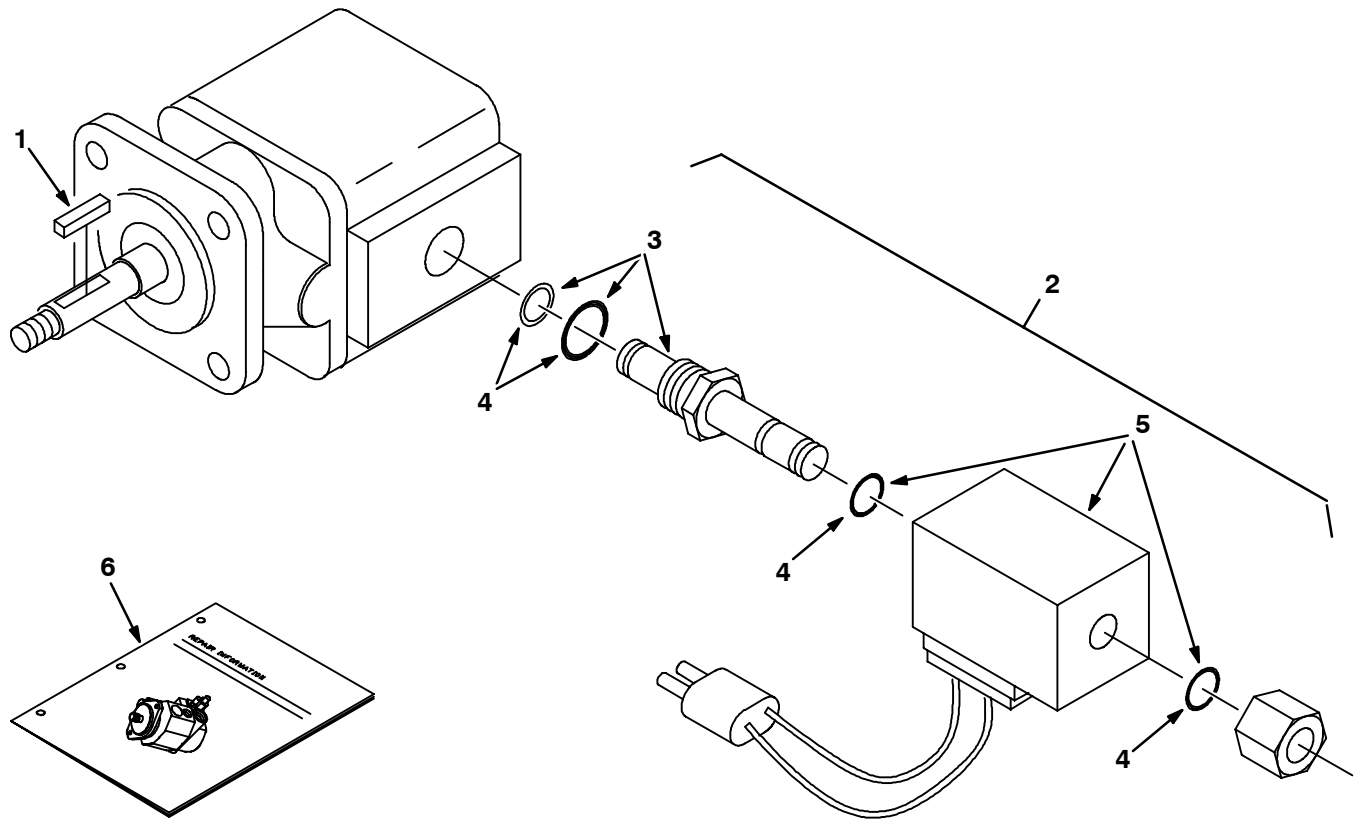
Fig. 10 - Hydraulic Motor Breakdown, 373340



08926-09670-6550, IC

Ref.	Tennant Part No.	Manufacturer Serial Number	Description	Qty.	
▽	373340	(000000-) Motor, Hydraulic	1	
▲	1	22654	(000000-) Seal Kit	1
▲	2	31354	(000000-) Flange, Mounting	1
▲	3	31373	(000000-) Output Shaft	1
▲	4	45628	(000000-) Bearing Thrust	1
▲	5	16695	(000000-) Race, Thrust	1
▲	6	31377	(000000-) Drive	1
▲	7	31384	(000000-) Gerotor Set	1
▲	8	37555	(000000-) Screw	4
▲	9	74100	(000000-) Housing	1
▲	10	74094	(000000-) Spacer Plate	1
▲	11	74101	(000000-) End Cap	1
▲	12	22622	(000000-) Screw, Cap	5
▲	13	74098	(000000-) Plug	1
▲	14	74250	(000000-) Repair Info.	1

Fig. 11 - Hydraulic Motor Breakdown, 53485



07490 - 09670 - IC

Ref.	Tennant Part No.	Manufacturer Serial Number	Description	Qty.
▽	53485	(000000-) Motor, Hydraulic	1
▲	74233	(000000-) Seal Kit, Motor	1
▲ 1	00966	(000000-) Key	1
▲▽ 2	54095	(000000-) Valve Assembly, Solenoid	1
▲▲ 3	59378	(000000-) Cartridge, Solenoid Valve	1
▲▲ 4	48813	(000000-) Seal Kit, One Cartridge	1
▲▲ 5	35493	(000000-) Coil	1
6	IB3614	(000000-) Repair Info.	1

Fig. 12 - Hydraulic Valve Breakdown, 374547

CONTROL VALVE	
Spool #1	Brushes
Spool #2	Hopper Door
Spool #3	Hopper Lift

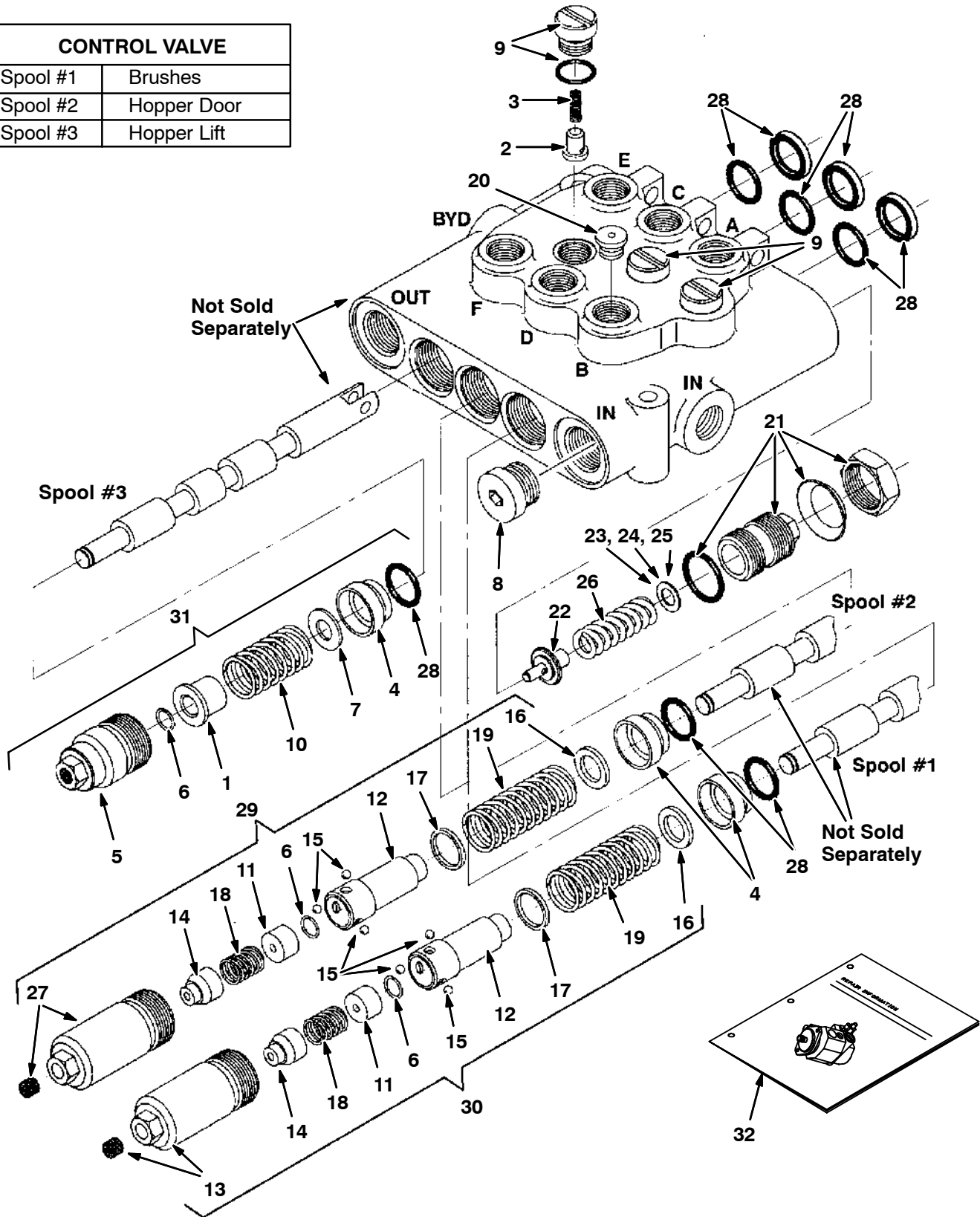
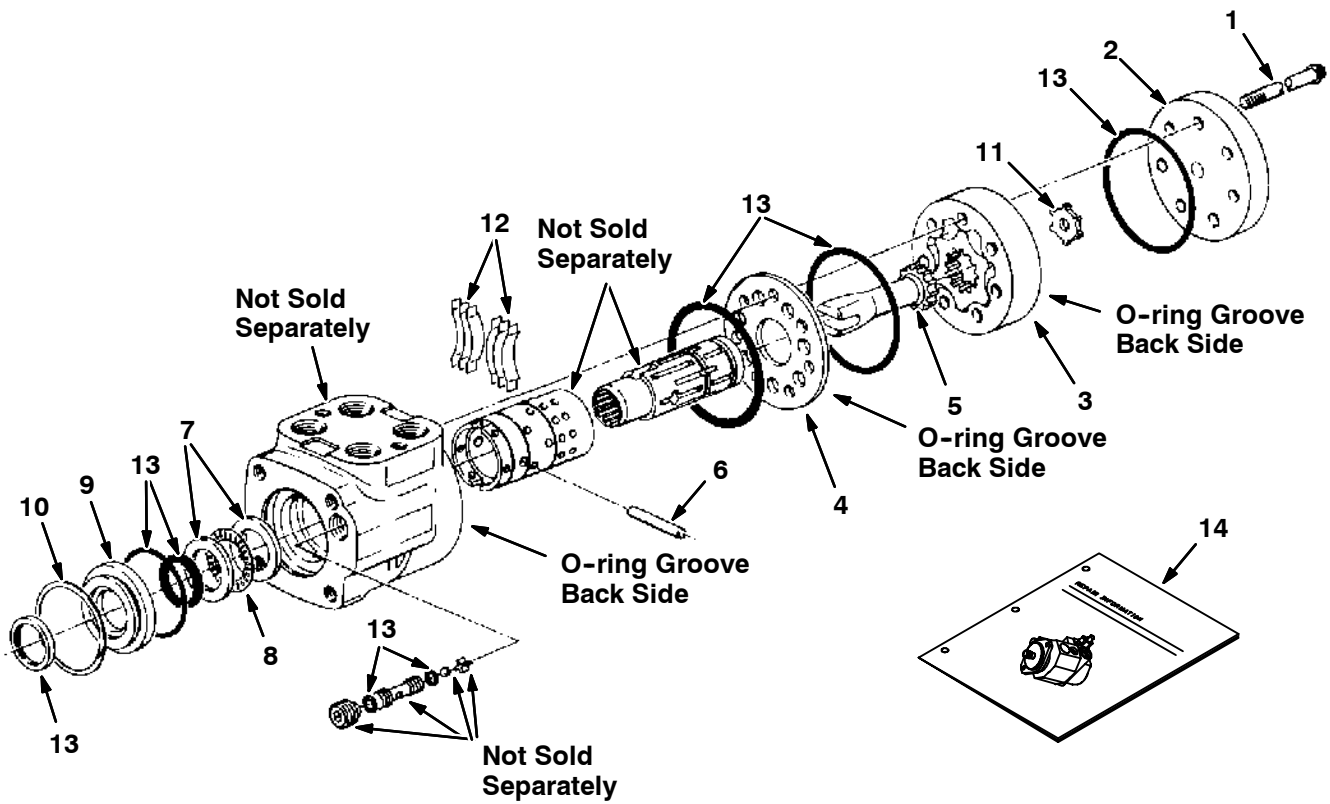


Fig. 12 - Hydraulic Valve Breakdown, 374547

Ref.	Tenant Part No.	Manufacturer Serial Number	Description	Qty.
▽	374547	(000000-) Valve, Hyd Cntrl Man	1
▲	1 79785	(000000-) Spacer	1
▲	2 79786	(000000-) Plunger	1
▲	3 79787	(000000-) Spring	1
▲	4 79788	(000000-) Bushing	3
▲	5 79789	(000000-) Cap Assembly	1
▲	6 79792	(000000-) Retaining Rng	3
▲	7 79794	(000000-) Washer	1
▲	8 13907	(000000-) Plug, #8 O-Ring	1
▲	9 79795	(000000-) Plug & O-Ring	3
▲	10 79796	(000000-) Spring	1
▲	11 79801	(000000-) Spacer	2
▲	12 79802	(000000-) Detent Adaptr	2
▲	13 79803	(000000-) Cap Assembly	1
▲	14 79800	(000000-) Cone	2
▲	15 79804	(000000-) Ball	6
▲	16 79806	(000000-) Washer	2
▲	17 79805	(000000-) Washer	2
▲	18 79807	(000000-) Spring	2
▲	19 79808	(000000-) Spring	2
▲	20 13904	(000000-) Plug, #6 O-Ring	2
▲	21 79790	(000000-) Plug Assembly	1
▲	22 79791	(000000-) Poppet	1
▲	23 79793	(000000-) Shim .035 Thk	-
▲	24 79798	(000000-) Shim .015 Thk	-
▲	25 79799	(000000-) Shim .010 Thk	-
▲	26 21915	(000000-) Spring	1
▲	27 79821	(000000-) Cap Assembly	1
▲	28 79812	(000000-) Seal Kit, Vlv	1
▲	29 79813	(000000-) Kit, Detent Out	1
▲	30 79815	(000000-) Kit, Detent I&O	1
▲	31 79814	(000000-) Kit, Detent In	1
	32 79820	(000000-) Repair Info, Valve	1

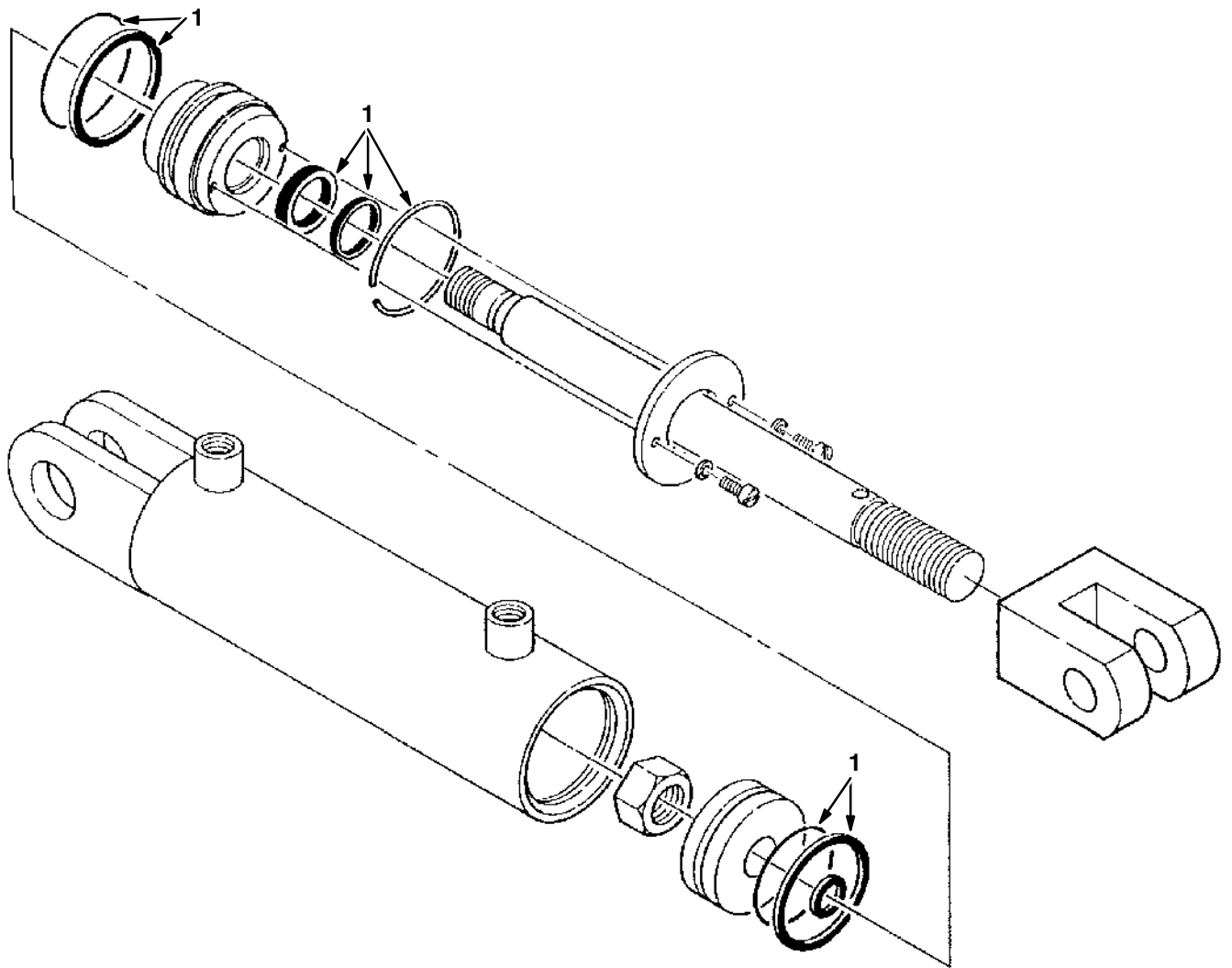
Fig. 13 - Hydraulic Steering Valve Breakdown, 74172



09936 - 09670 - IC

Ref.	Tennant Part No.	Manufacturer Serial Number	Description	Qty.
▽	74172	(000000-)	Valve, Hydraulic Steering	1
▲	1 65241	(000000-)	Cap, Screw	7
▲	2 74181	(000000-)	Cap, End	1
▲	3 57156	(000000-)	Gerotor Set	1
▲	4 74182	(000000-)	Plate, Wear	1
▲	5 58596	(000000-)	Drive	1
▲	6 74218	(000000-)	Pin	1
▲	7 74109	(000000-)	Race, Bearing	2
▲	8 74110	(000000-)	Bearing, Needle	1
▲	9 74112	(000000-)	Retainer, Front	1
▲	10 74111	(000000-)	Ring, Retaining	1
▲	11 74105	(000000-)	Spacer	1
▲	12 74195	(000000-)	Spring Kit	1
▲	13 74190	(000000-)	Seal Kit	1
▲	14 74251	(000000-)	Repair Info	1

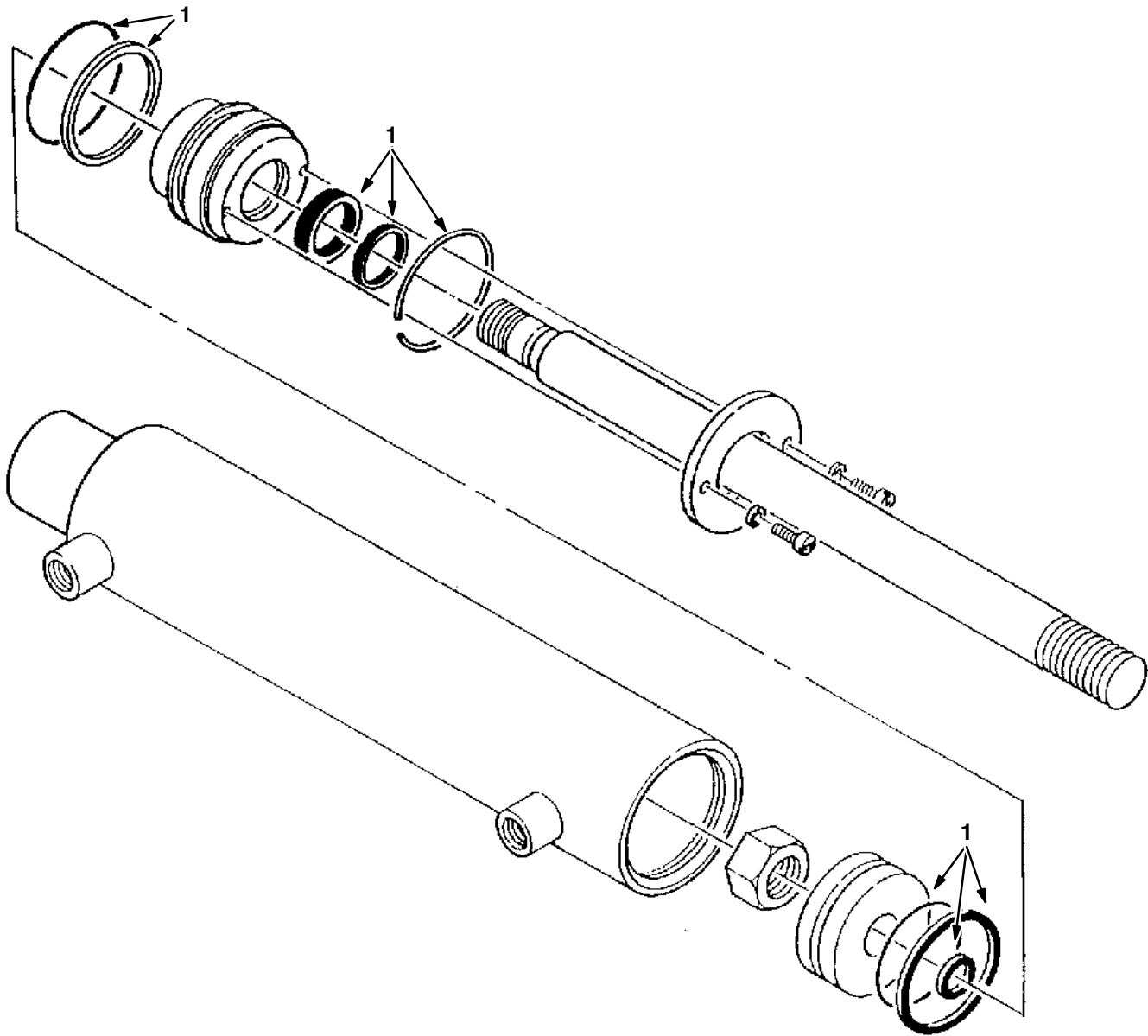
Fig. 14 - Hydraulic Cylinder Breakdown, 74419



07493 - ALL

	Ref.	Tennant Part No.	Manufacturer Serial Number	Description	Qty.
▽		74419	(000000-)	Cylinder, Hydraulic	1
▲	1	59335	(000000-)	Seal Kit	1

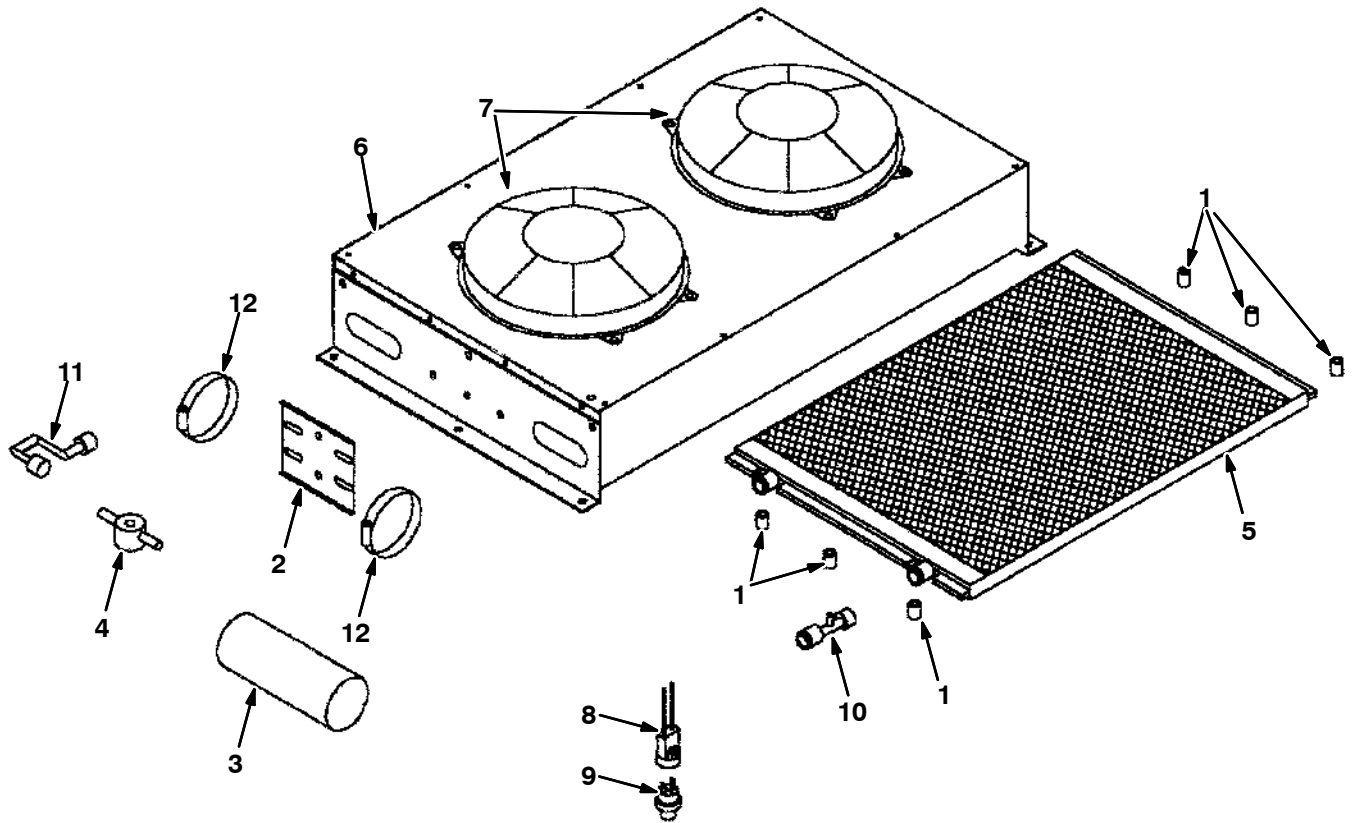
Fig. 15 - Hydraulic Cylinder Breakdown, 53601



07494 - IC

Ref.	Tennant Part No.	Manufacturer Serial Number	Description	Qty.
▽	53601	(000000-)	Cylinder, Hydraulic	1
▲ 1	04483	(000000-)	Seal Kit	1

Fig. 16 - Air Conditioning Condenser Breakdown, 393340

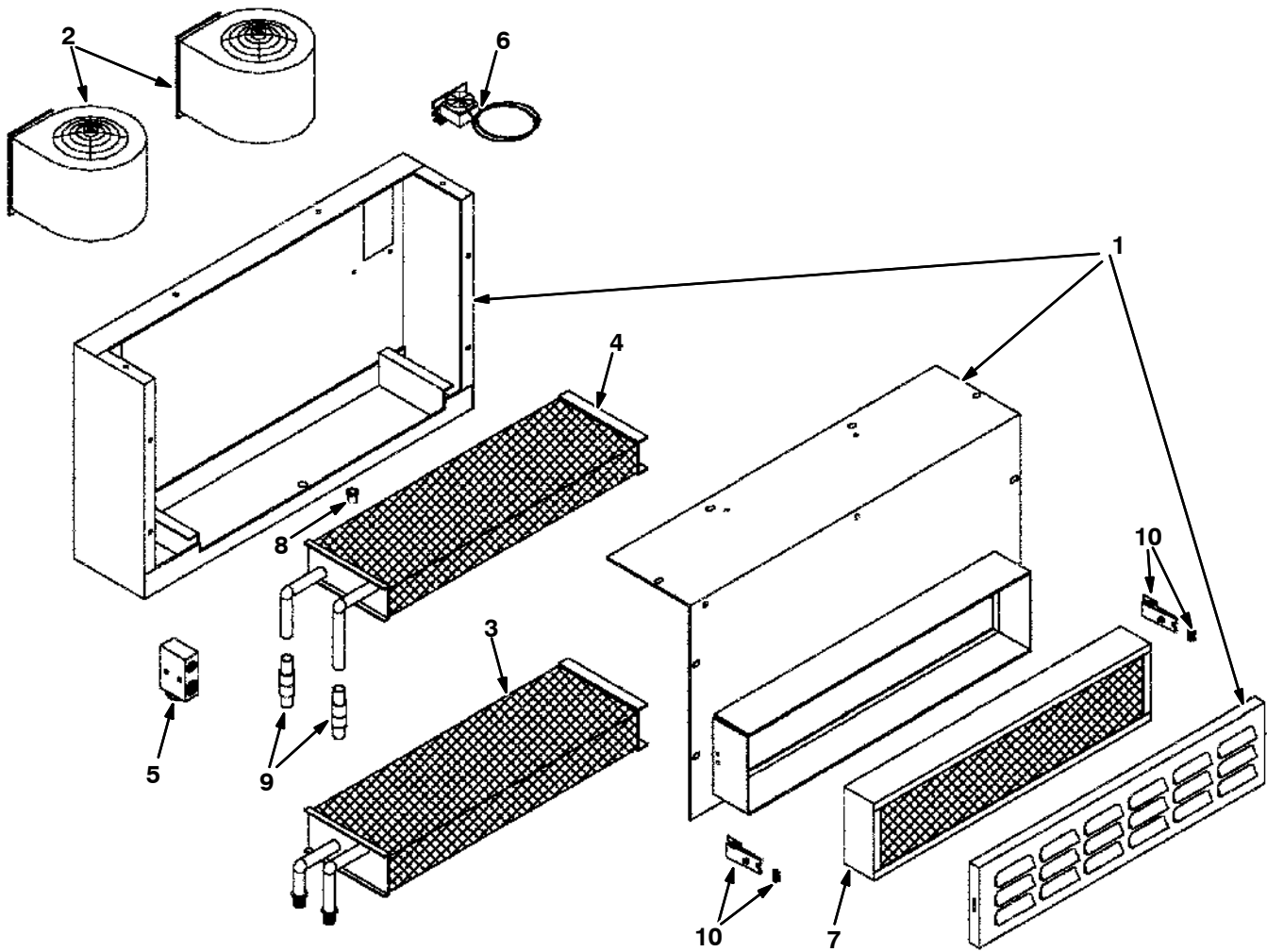


IC

Ref.	Tennant Part No.	Manufacturer Serial Number	Description	Qty.	
▽	393340	(000000-) Housing Assy, Pkg, Condenser/Fan	1	
▲	1	393341	(000000-) Spacer, Steel	6
▲	2	393342	(000000-) Bracket, Drier	1
▲	3	393343	(000000-) Drier	1
▲	4	393344	(000000-) Glass, Sight	1
▲	5	393345	(000000-) Coil, Condenser	1
▲	6	393346	(000000-) Housing, Condenser/Fan	1
▲	7	393347	(000000-) Fan, 12volt	2
▲	8	393348	(000000-) Boot, Binary	1
▲	9	393349	(000000-) Switch, Binary	1
▲	10	393350	(000000-) Fitting, Schrader	1
▲	11	393351	(000000-) Fitting, Condenser, Left	1
▲	12	83584	(000000-) Clamp, Hose, Wormdrive, 1.31-3.25d	2

BREAKDOWNS

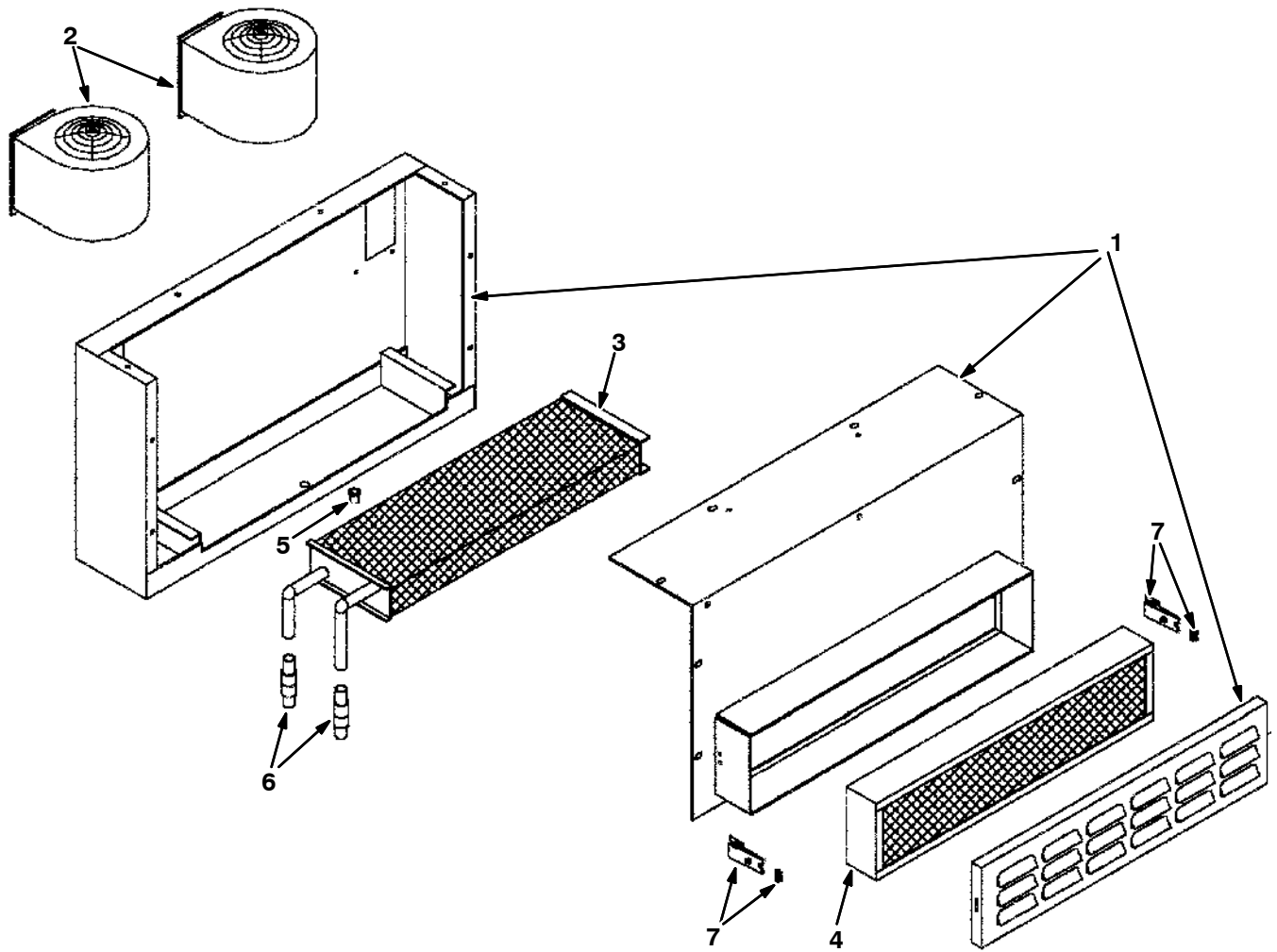
Fig. 17 - Air Conditioning Evaporator / Heater Breakdown, 393339



IC

Ref.	Tennant Part No.	Manufacturer Serial Number	Description	Qty.
▽	393339	(000000-) Housing Assy Pkg, Evaporator/Heater	1
▲	1 393329	(000000-) Housing Wldt, Coil/Blower	1
▲	2 393330	(000000-) Blower, 12volt	2
▲	3 393331	(000000-) Coil, Evaporator	1
▲	4 393332	(000000-) Coil, Heater	1
▲	5 393333	(000000-) Block, Expansion	1
▲	6 393334	(000000-) Thermostat	1
▲	7 393335	(000000-) Filter, Air	1
▲	8 393336	(000000-) Valve, Drain	1
▲	9 393337	(000000-) Adapter, Tube	2
▲	10 393338	(000000-) Latch, Ss	2

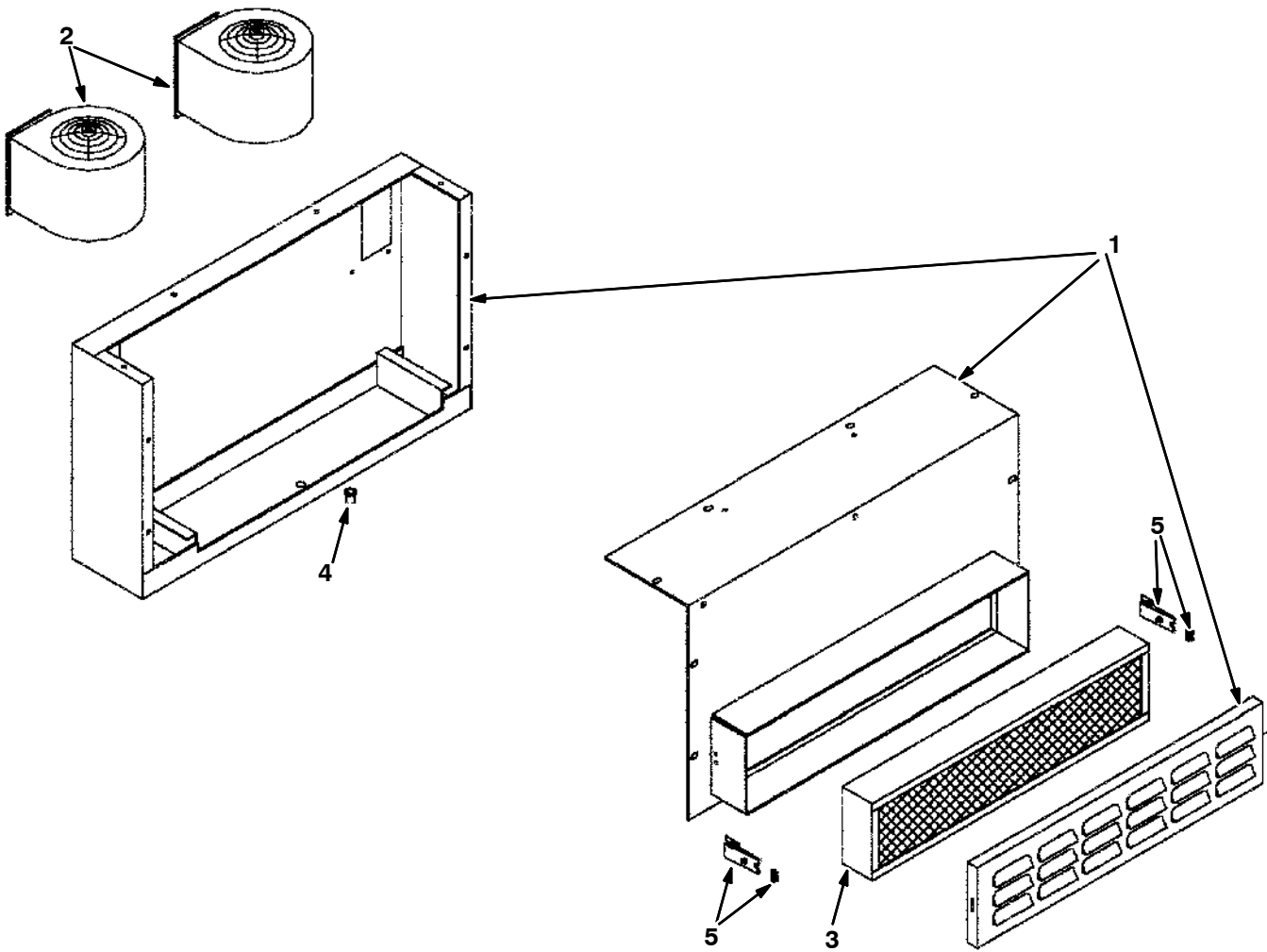
Fig. 18 - Heater Pressurizer Breakdown, 393381



IC

Ref.	Tennant Part No.	Manufacturer Serial Number	Description	Qty.
▽	393381	(000000-) Housing Assy, Pkg, Heater	1
▲	1 393329	(000000-) Housing Wldt, Coil/Blower	1
▲	2 393330	(000000-) Blower, 12volt	2
▲	3 393332	(000000-) Coil, Heater	1
▲	4 393335	(000000-) Filter, Air	1
▲	5 393336	(000000-) Valve, Drain	1
▲	6 393337	(000000-) Adapter, Tube	2
▲	7 393338	(000000-) Latch, Ss	2

Fig. 19 - Pressurizer Breakdown, 393384



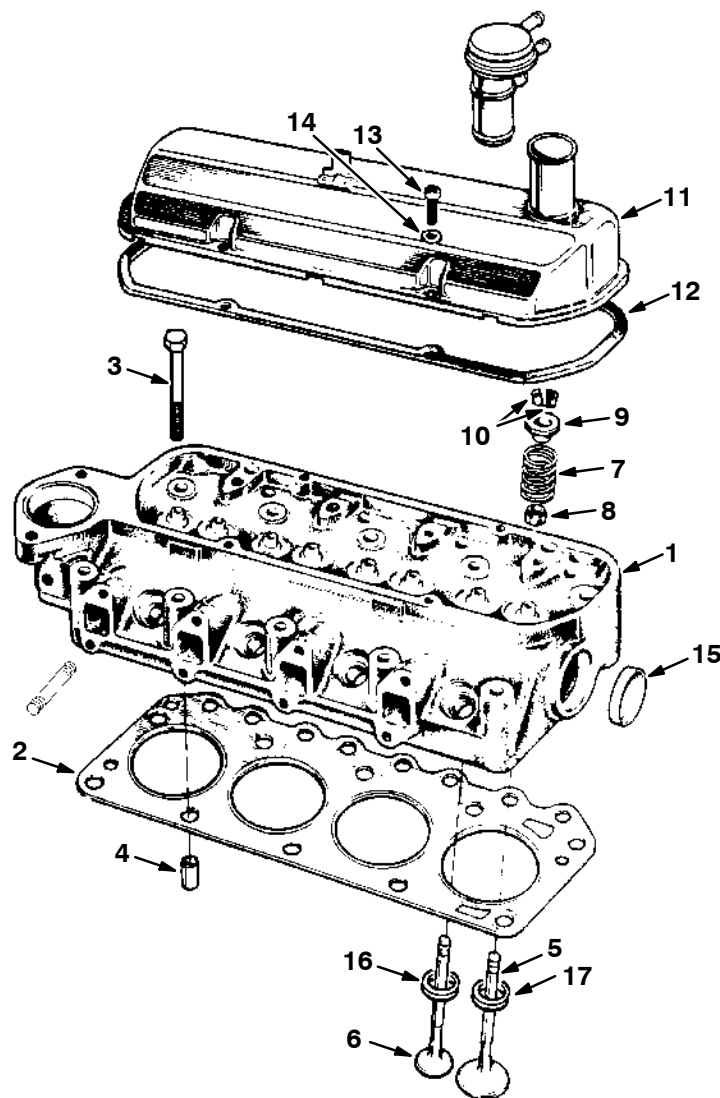
IC

Ref.	Tennant Part No.	Manufacturer Serial Number	Description	Qty.
▽	393384	(000000-) Housing Assy Pkg, Pressurizer	1
▲	1 393329	(000000-) Housing Wldt, Coil/Blower	1
▲	2 393330	(000000-) Blower, 12volt	2
▲	3 393335	(000000-) Filter, Air	1
▲	4 393336	(000000-) Valve, Drain	1
▲	5 393338	(000000-) Latch, Ss	1

SECTION 5

Contents	Page
Fig. 1 - Cylinder Head, Valves Group	5-2
Fig. 2 - Cylinder Block Group	5-3
Fig. 3 - Camshaft and Valve Control Group	5-4
Fig. 4 - Crankshaft and Piston Group	5-6
Fig. 5 - Oil Pump and Oil Pan Group	5-8
Fig. 6 - Manifold Group	5-10
Fig. 7 - Front Cover Assembly Group	5-11
Fig. 8 - Water Pump Group	5-12
Fig. 9 - Gaskets Group	5-13
Fig. 10 - Distributorless Ignition Group	5-14
Fig. 11 - Flywheel Group	5-16

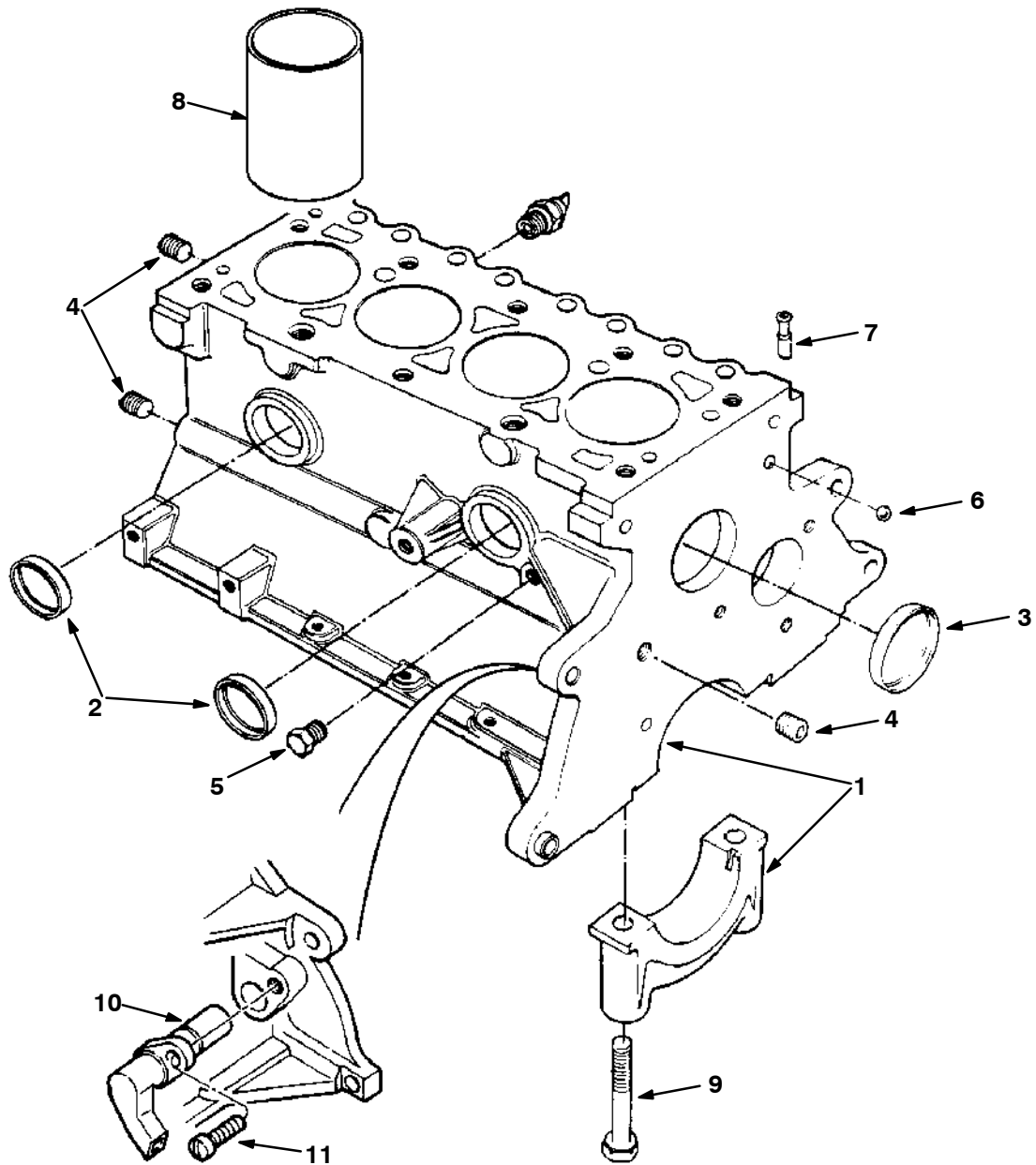
Fig. 1 - Cylinder Head, Valves Group



04702 - G, LP

Ref.	Tennant Part No.	Ford Part Number	Description	Qty.
1	36279	89BM-6049-DD	Head Assembly, Cylinder	1
2	36281	89BM-6051-C2B	Gasket, Cylinder Head	1
3	36297	89BM-6065-DA	Bolt, Cylinder Head	10
4	36298	E840126-S	Dowel, Cylinder Head to Block	2
5	36300	89BM-6507-BA	Valve, Intake, Std	-
6	36307	89BM-6505-CA	Valve, Exhaust, Std	4
7	36315	89BM-6513-AA	Spring, Valve	8
8	61538	88WM-6571-BB	Seal, Valve Stem	8
9	36318	89BM-6A536-AA	Retainer	8
10	36319	88WM-6518-AA	Lock, Valve Spring	16
11	36321	89BM-6582-AA	Cover, Rocker Arm	1
12	07705	77BM-6584-CA	Gasket, Rocker Arm Cover	1
13	36324	E800516-S72	Screw, Rocker Cover to Head	4
14	36325	E630024-S201	Washer, Flat, 6 mm	4
15	37313	DORY-6026-A	Plug	1
16	36330	89BM-6057-A2E	Insert, Exhaust Valve Seat	4
17	36331	89BM-6056-A1G	Insert, Intake Valve Seat	4

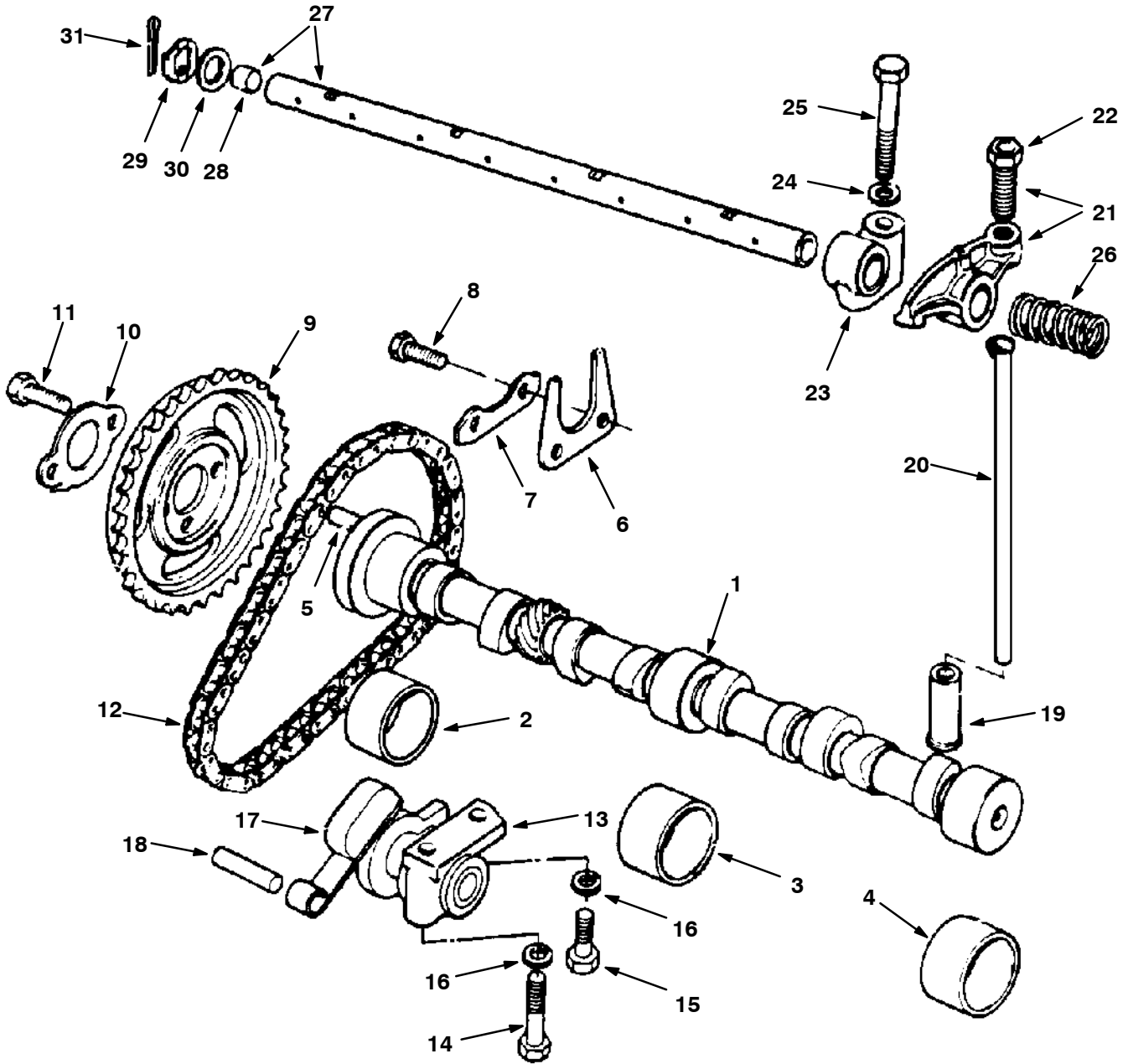
Fig. 2 - Cylinder Block Group



05496 - G, LP

Ref.	Tennant Part No.	Ford Part Number	Description	Qty.
▽ 1	36264	89BM-6011-DA	Block, Cylinder, With Crank, Piston, Rings, etc.	1
▲	36263	89BM-6010-FA	Block, Cylinder	1
2	37313	DORY-6026-A	Plug	2
3	36267	D8RZ-6026-A	Plug	1
4	36268	F1ZZ-6026-A	Plug, 1/4 NPT	3
5	36272	353055-S7	Plug, 1/4 NPT	1
6	36273	E890100-S	Plug, Ball, Oil Gallery	1
7	36274	D8RZ-6767-A	Adapter	1
8	36275	89BM-6055-BA	Liner, Cylinder	-
9	36276	D1FZ-6345-A	Bolt, Main Bearing Cap	10
10	374632	F5RZ-6C315-A	Sensor, 45 Degree	1
11	36278	E802666-S72	Screw, M6 x 14	1

Fig. 3 - Camshaft and Valve Control Group



▽ 388463

Bearing Set, cam1

Fig. 3 - Camshaft and Valve Control Group

Ref.	Tennant Part No.	Ford Part Number	Description	Qty.
1	36340	89BM-6251-BA	Camshaft	1
▲ 2	37316	DORY-6261-A	Bearing, Std ID - Std OD	-
2	37317	DORY-6261-B	Bearing, Std ID + 0.020 OD	-
▲ 3	37306	DORY-6262-C	Bearing, Std ID - Std OD	-
3	38242	DORY-6262-B	Bearing, Std ID + 0.020 OD	-
▲ 4	37306	DORY-6262-C	Bearing, Std ID - Std OD	-
4	38242	DORY-6262-B	Bearing, Std ID + 0.020 OD	-
5	61540	E93A-6253-A	Dowel	1
6	36342	DORY-6269-A	Plate, Thrust	1
7	36343	DORY-6255-A	Retainer	1
8	36344	N602166-S2	Bolt, M6 x 16, Tensioner to Block	2
9	36345	77BM-6256-AA	Sprocket, Camshaft	1
10	36348	DORY-6258-A	Retainer	1
11	36349	E602351-S72	Bolt, M8 x 16	2
12	37307	DORY-6268-A	Chain	1
13	37337	D1FZ-6284-A	Tensioner	1
14	36372	E600116-S204	Bolt, M6 x 55, Tensioner to Block	1
15	36344	EN2166-S72	Bolt, M6 x 16, Tensioner to Block	1
16	36373	34805-S8	Washer, 1/4 Lock	2
17	36374	77BM-6K255-AC	Arm, Tensioner	1
18	37694	E43-CPI	Pin	1
19	36375	89BM-6500-AA	Tappet, Std	8
20	36381	89BM-6565-AA	Rod, Valve Push	8
21	36382	89BM-6529-AB	Arm, Valve Rocker, Right, With Screw	4
▽ 21	36383	89BM-6K528-AB	Arm, Valve Rocker, Left, With Screw	4
▲ 22	37693	DORY-6549-B	Screw	8
23	36384	77BM-6531-BB	Support, Rocker Arm Shaft	4
24	36389	E630031-S101	Washer, B10 x 20 x 2.5	4
25	36390	E800509-S72	Bolt, Rocker Support	4
26	36402	DORY-6587-A	Spring, Locating	3
▽ 27	36405	88BM-6A557-AA	Shaft Assembly, Rocker Arm	1
▲ 28	36406	357966-S	Plug, Rocker Arm Shaft, 11 mm	2
29	36407	77BM-6598-AB	Washer, Spring	2
30	36408	DORY-6590-A	Washer, Flat	2
31	36409	72025-S7	Pin, Cotter, 2.3 mm	2

Fig. 4 - Crankshaft and Piston Group

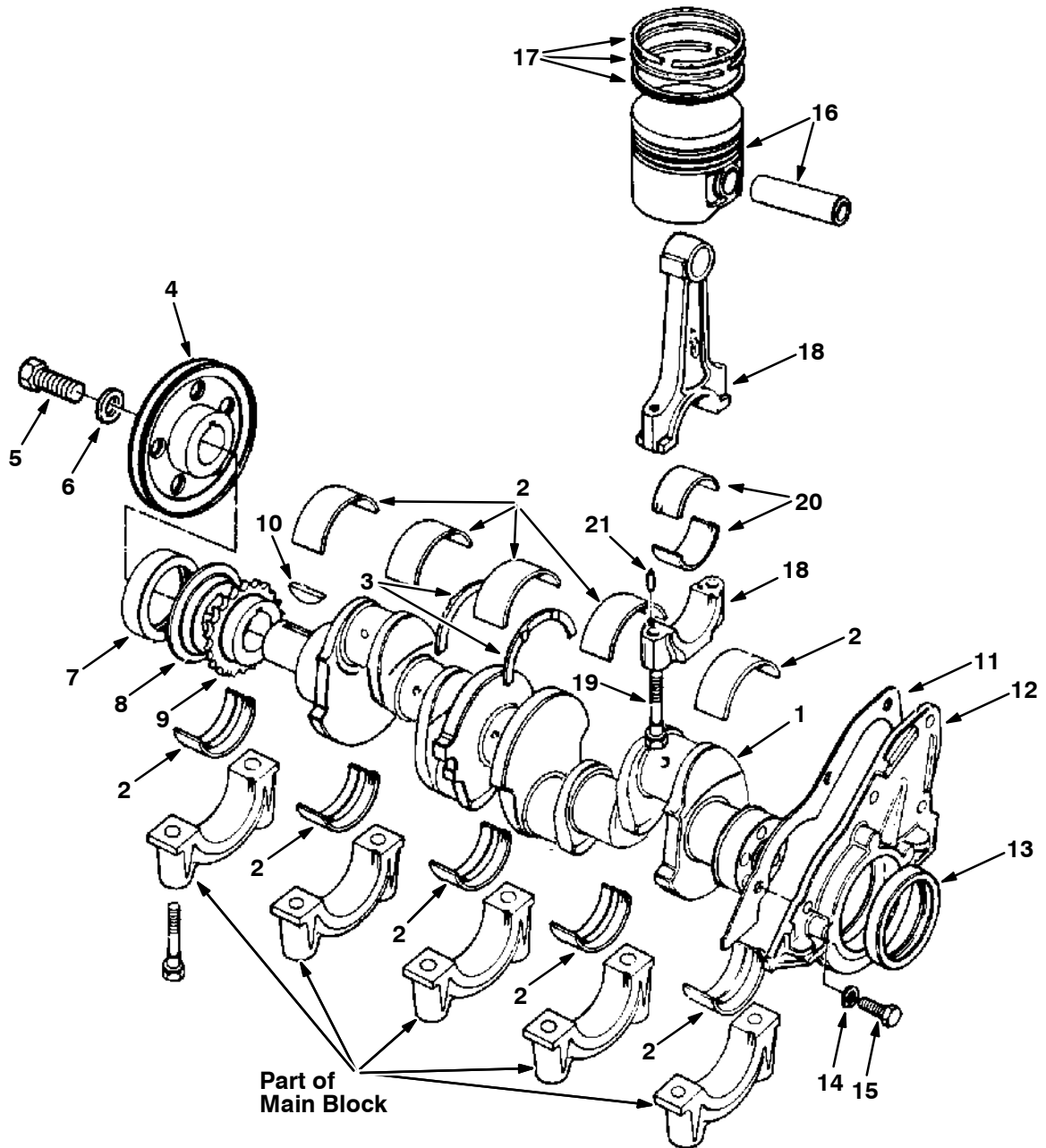


Fig. 4 - Crankshaft and Piston Group

Ref.	Tennant Part No.	Ford Part Number	Description	Qty.
1	36322	89BM-6303-DA	Crankshaft Assembly	1
2	36410	89BM-6333-AA	Main Bearing, Crankshaft, Upper Std OD, Std ID	-
2	36411	89BM-6333-BA	Main Bearing, Crankshaft, Upper Std OD, 0.005 US ID	-
2	36412	89BM-6333-CA	Main Bearing, Crankshaft, Upper Std OD, 0.010 US ID	-
2	36413	89BM-6333-DA	Main Bearing, Crankshaft, Upper 0.015 OS OD, Std ID	-
2	36414	89BM-6333-EA	Main Bearing, Crankshaft, UpperStd OD, 0.020 US ID	-
2	36415	89BM-6333-FA	Main Bearing, Crankshaft, Upper Std OD, 0.030 US ID	-
2	36416	89BM-6333-GA	Main Bearing, Crankshaft, Upper 0.015 OS OD, 0.010 US ID	-
2	36418	89BM-6333-HA	Main Bearing, Crankshaft, Upper 0.015 OS OD, 0.020 US ID	-
2	61545	89BM-6331-AA	Main Bearing, Crankshaft, Lower Std OD, Std ID	-
2	61546	89BM-6331-BA	Main Bearing, Crankshaft, Lower Std OD, 0.005 US ID	-
2	61547	89BM-6331-CA	Main Bearing, Crankshaft, Lower Std OD, 0.010 US ID	-
2	61548	89BM-6331-DA	Main Bearing, Crankshaft, Lower 0.015 OS OD, Std ID	-
2	61549	89BM-6331-EA	Main Bearing, Crankshaft, Lower Std OD, 0.020 US ID	-
2	61550	89BM-6331-FA	Main Bearing, Crankshaft, Lower Std OD, 0.030 US ID	-
2	61551	89BM-6331-GA	Main Bearing, Crankshaft, Lower 0.015 OS OD, 0.010 US ID	-
2	61552	89BM-6331-HA	Main Bearing, Crankshaft, Lower 0.015 OS OD, 0.020 US ID	-
3	36419	89BM-6A341-AA	Washer, Main Bearing Thrust, Std	2
3	36421	89BM-6A341-BA	Washer, Main Bearing Thrust, 0.015 OS	-
4	36422	89BM-6312-AA	Pulley, Crankshaft, 1 Groove	1
5	36423	89BM-6K340-AA	Bolt, Pulley to Crankshaft, M12 x 32	1
6	07707	E830135-S76	Washer, Pulley to Crankshaft, B12	1
7	36257	83BM-6700-A4A	Seal, Front Cover	1
8	36424	D8RZ-6310-A	Slinger, Oil	1
9	37321	DORY-6306-A	Sprocket	1
10	37312	DORY-6B316-A	Key, Woodruff	1
11	36259	89BM-6344-BA	Gasket, Rear Retainer	1
12	36430	86BM-6K318-AA	Retainer Assembly, Rear	1
13	37343	86HM-6701-AIA	Seal, Crankshaft Rear	1
14	36431	E630173-S71M	Washer, B8 Lock	4
15	37181	E602187-S82	Bolt, M8 x 20	4
16	36432	89BM-6102-DA	Piston, Pin and Ring Assembly, Std	-
16	36433	89BM-6102-EA	Piston, Pin and Ring Assembly,	-
16	36445	89BM-6102-FA	Piston, Pin and Ring Assembly,	-
17	42361	89BM-6148-DA	Ring Set, Piston, Std	-
17	75809	89BM-6148-EA	Ring Set, Piston, 0.020 OS	-
17	75817	89BM-6148-FA	Ring Set, Piston, 0.040 OS	-
18	61527	89BM-6200-AD	Rod Assembly, Connecting	4
19	36454	89BM-6214-DB	Bolt, Connecting Rod	8
20	36463	89BM-6211-AA	Bearing, Connecting Rod, Std	8
20	36467	89BM-6211-BA	Bearing, Connecting Rod, 0.001 US	-
20	36469	89BM-6211-CA	Bearing, Connecting Rod, 0.010 US	-
20	36483	89BM-6211-DA	Bearing, Connecting Rod, 0.020 US	-
20	36493	89BM-6211-EA	Bearing, Connecting Rod, 0.030 US	-
21	36590	116336-ES100	Dowel Pin, Connecting Rod	8

Fig. 5 - Oil Pump and Oil Pan Group

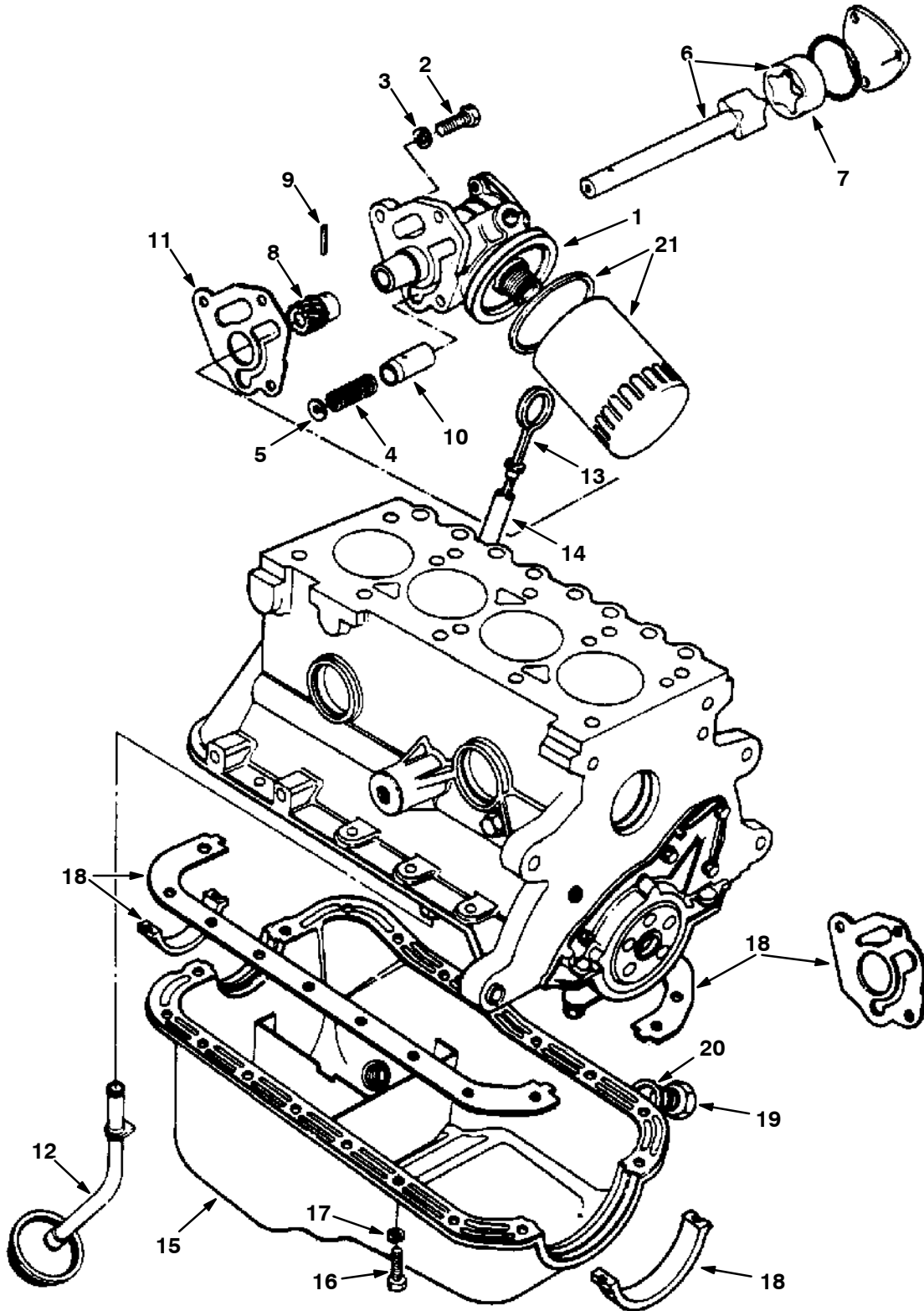
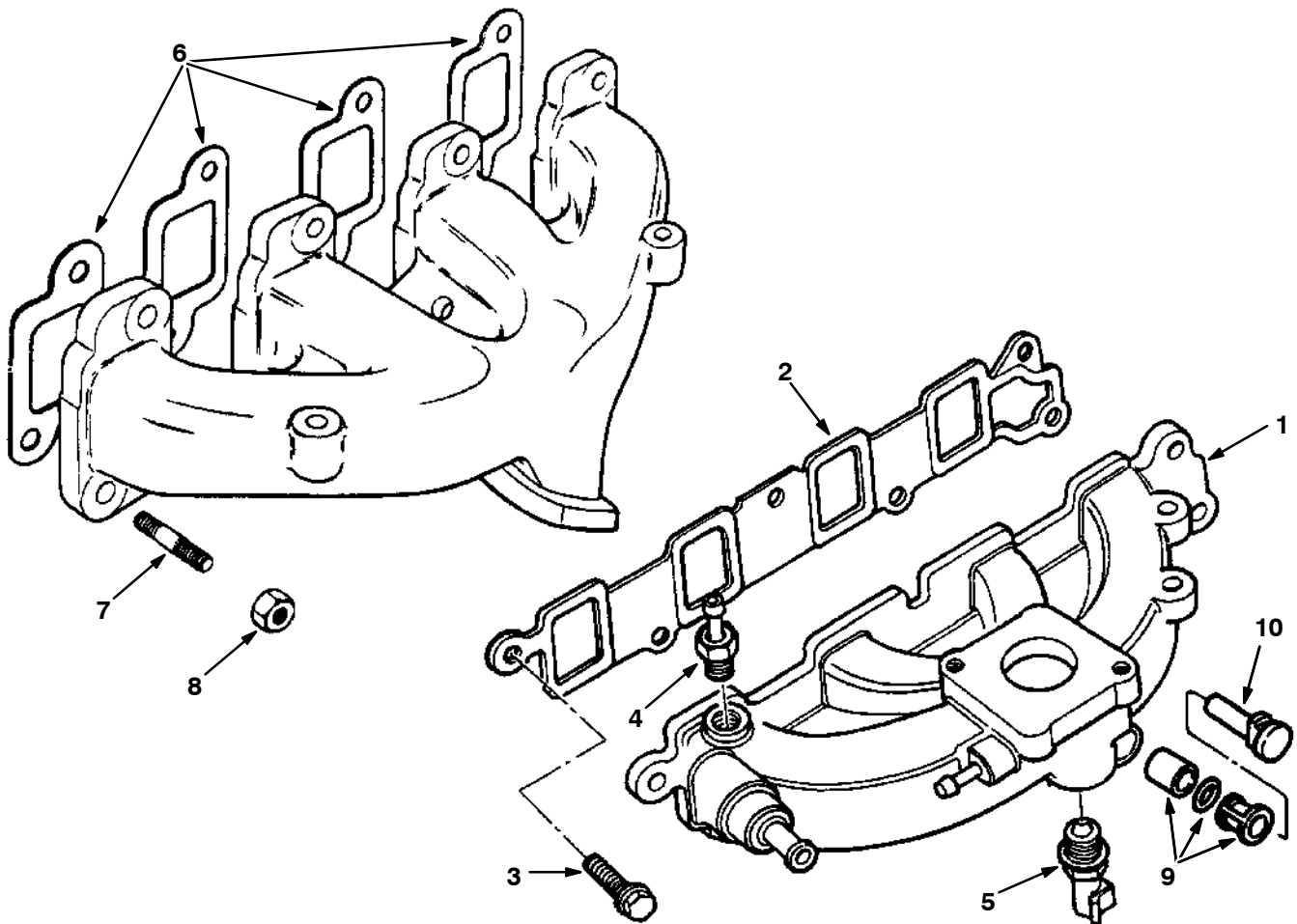


Fig. 5 - Oil Pump and Oil Pan Group

	Ref.	Tennant Part No.	Ford Part Number	Description	Qty.
▽	1	07710	D8RZ-6600-A	Pump, Oil	1
▲	2	36748	E800519-S72	Bolt	3
▲	3	36431	E630173-S71M	Washer, B8 Lock	3
▲	4	36904	DORY-6670-A	Spring	1
▲	5	36923	DORY-6666-A	Plug (Replaced by none)	1
▲	6	10075	D1FZ-6608-B	Rotor and Shaft	1
▲	7	37403	116682-ES	Seal, Cover Plate	1
▲	8	36780	DORY-6652-A	Gear	1
▲	9	36867	72432-S	Pin, Drive Gear	1
▲	10	36881	DORY-6674-A	Plunger	1
	11	36764	89BM-6659-AA	Gasket, Oil Pump to Block	1
	12	36765	86BM-6617-AA	Tube Assembly, Oil Pickup	1
	13	36924	92BM-6750-AA	Indicator, Oil Level	1
	14	37053	89BM-6784-AA	Tube, Oil Level Indicator	1
	15	37098	86BM-6675-AA	Oil Pan and Plug	1
	16	37099	E602165-S72	Bolt, M6 x 14, Oil Pan	18
	17	36373	34805-S8	Washer, 1/4 Lock	18
	18	10806	A850X-6013-AA	Kit, Oil Pan Gasket	1
	19	37127	E9DZ-6730-B	Plug, Oil Drain	1
	20	37157	E9DZ-6734-B	Gasket, Oil Drain Plug	1
	21	19205		Filter, Engine Oil	1

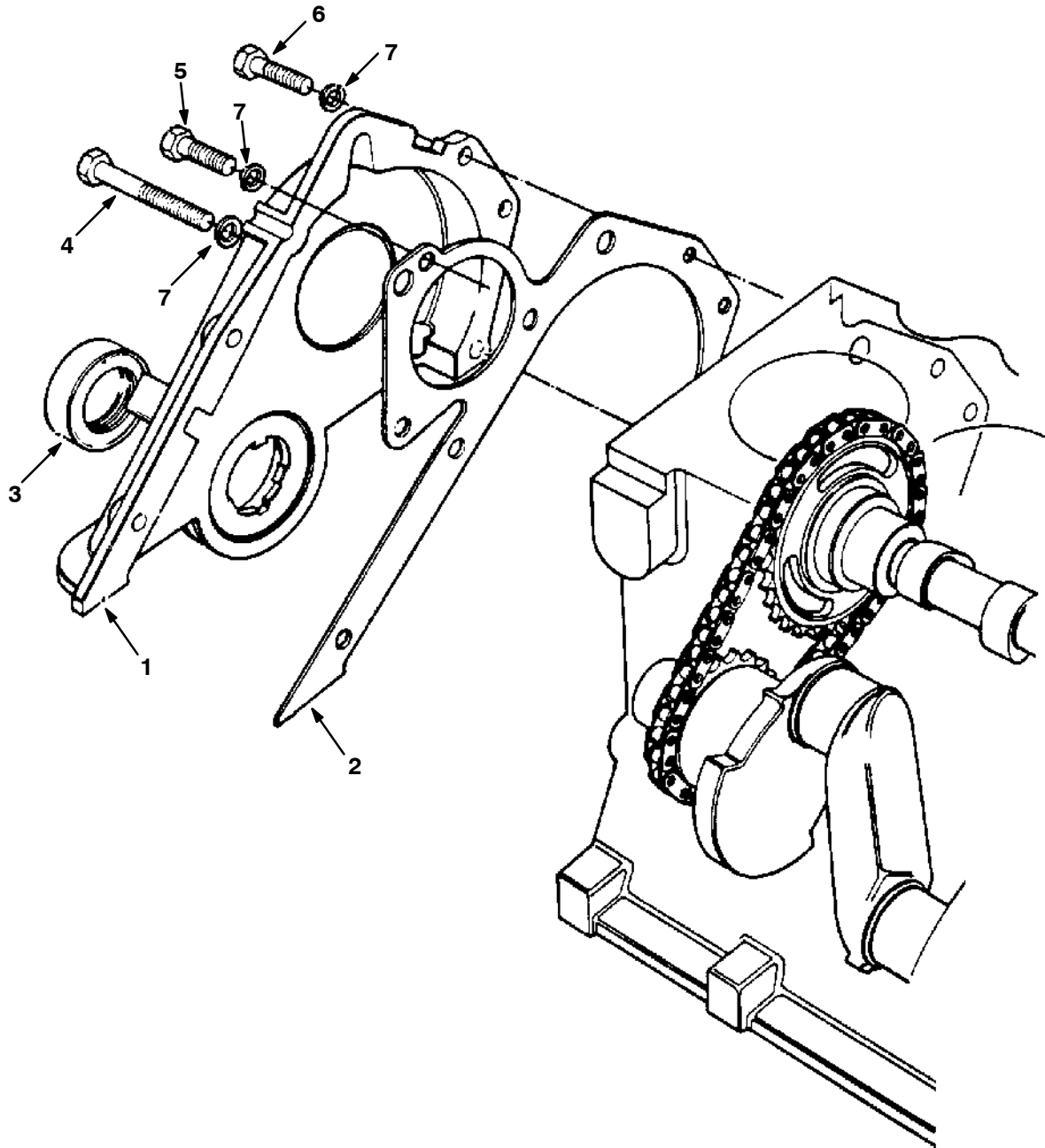
Fig. 6 - Manifold Group



07949 - 6500L, 8200, G, LP

Ref.	Tennant Part No.	Ford Part Number	Description	Qty.
1	37194	89BF-9424-AD	Manifold, Intake	1
2	37195	89BM-9441-AB	Gasket, Intake Manifold	1
3	37196	E800157-S72	Bolt, M8 x 25	6
4	37198	77BF-9K442-AA	Adapter, Vacuum	1
5	84989	F57Z-12A648-AA	Sensor, Water Temperature	1
6	61556	89BM-9448-BA	Gasket, Exhaust Manifold	4
7	30327		Stud	8
8	08165		Nut, Hx Stover M8 x 1.25	8
9	21784	87AB-2A411-BA	Manifld Insert	1
10	21785	87AB-9H490-AA	Plug	1

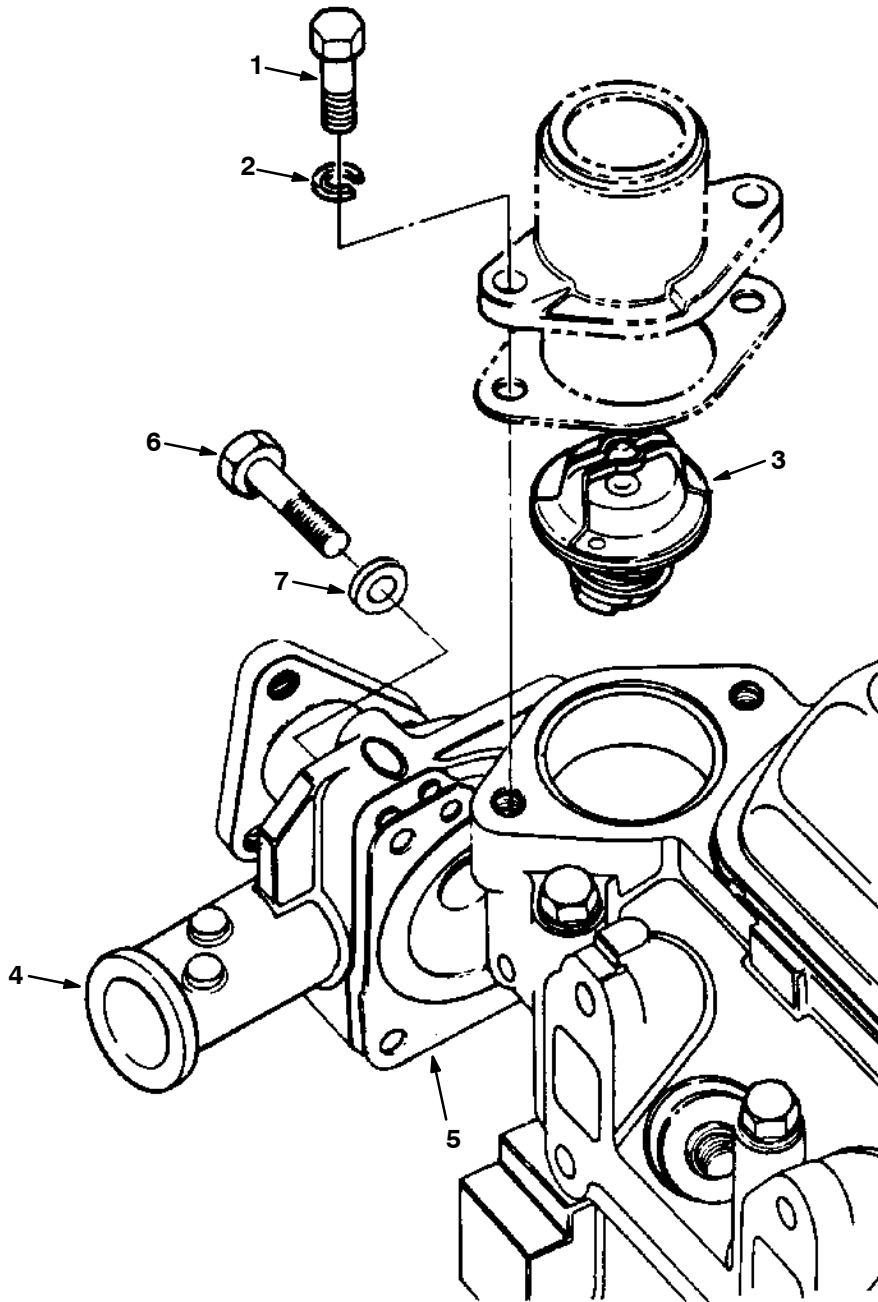
Fig. 7 - Front Cover Assembly Group



04708 - G, LP

Ref.	Tennant Part No.	Ford Part Number	Description	Qty.
▽ 1	36332	89BM-6019-AA	Cover and Seal Assembly, Cylinder Front	1
▲ 2	52484	89BM-6020-AA	Gasket, Front Cover	1
▲ 3	36257	83BM-6700-A4A	Seal, Front Cover	1
4	36337	E800518-S72	Bolt, M6 x 45, Front Cover to Block	1
5	39047	E600113-S72	Bolt, M6 x 40, Front Cover to Block	3
6	36338	E800512-S72	Bolt, M6 x 18, Front Cover to Block	4
7	36339	E832108S71M	Washer, Lock, M6, Front Cover and W/P to Block	8

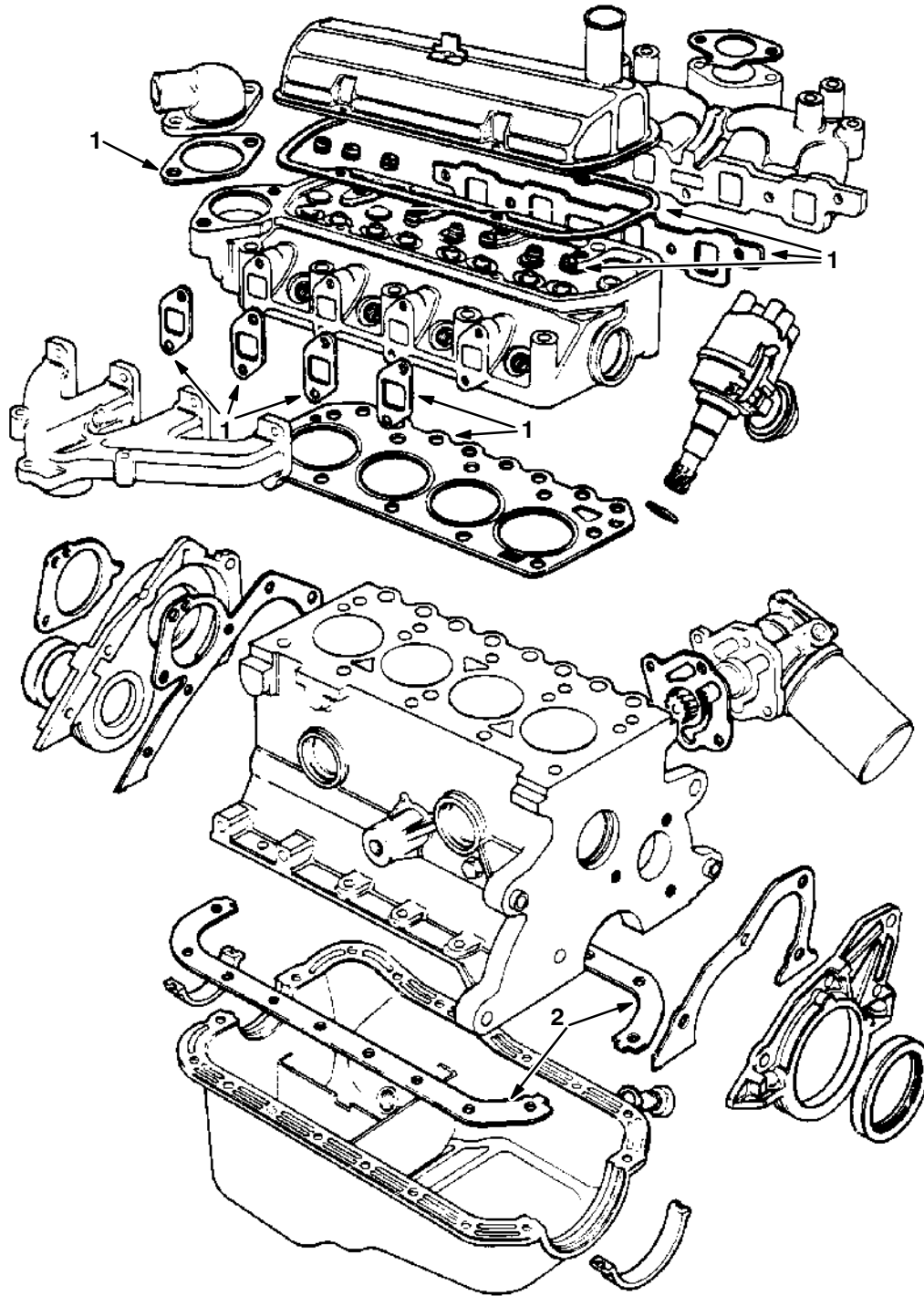
Fig. 8 - Water Pump Group



04709 - G, LP

Ref.	Tennant Part No.	Ford Part Number	Description	Qty.
1	37181	E602187-S82	Bolt, M8 x 20	2
2	36431	E630173-S71M	Washer, B8 Lock	2
3	37327	RT-351	Thermostat, 180 Degree	1
4	26431	92BX-8591-AA	Water Pump	1
5	37189	89BM-8507-AA	Gasket, Water Pump	1
6	37193	E600113-S72	Bolt, M6 x 40, Front Cover and W/P to Block	3
7	36339	E832108-S71M	Washer, M6 Lock	3

Fig. 9 - Gaskets Group



04711 - G, LP

Ref.	Tennant Part No.	Ford Part Number	Description	Qty.
▽	36253	88BX-6008-BA	Engine Gasket Kit, Complete	1
▲ 1	36254	88BX-6014-BA	Engine Gasket Kit, Upper	1
▲ 2	10806	A850X-6013-AA	Pan Gasket Kit	1

Fig. 10 - Distributorless Ignition Group

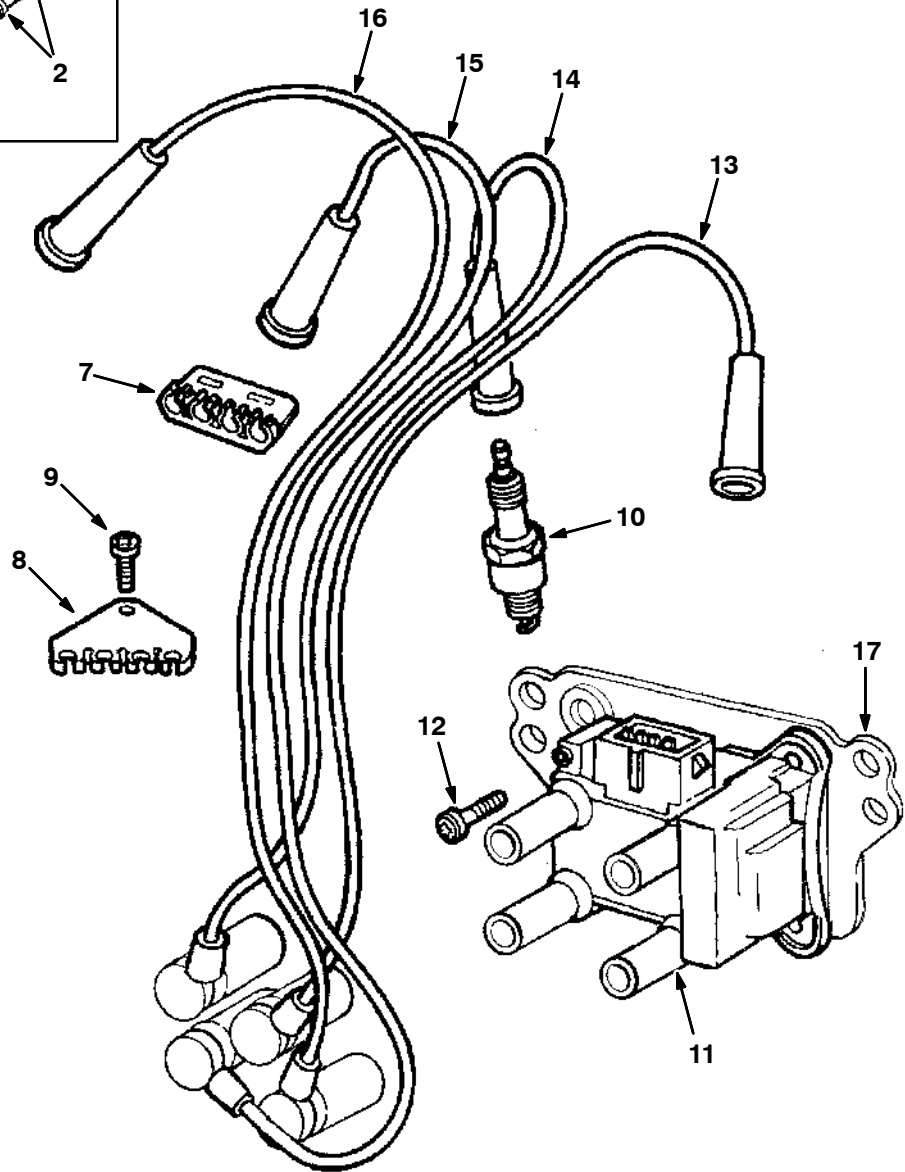
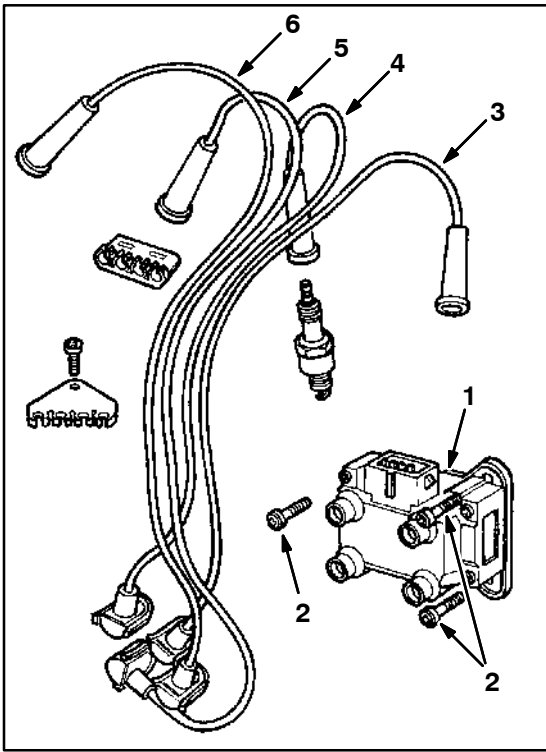


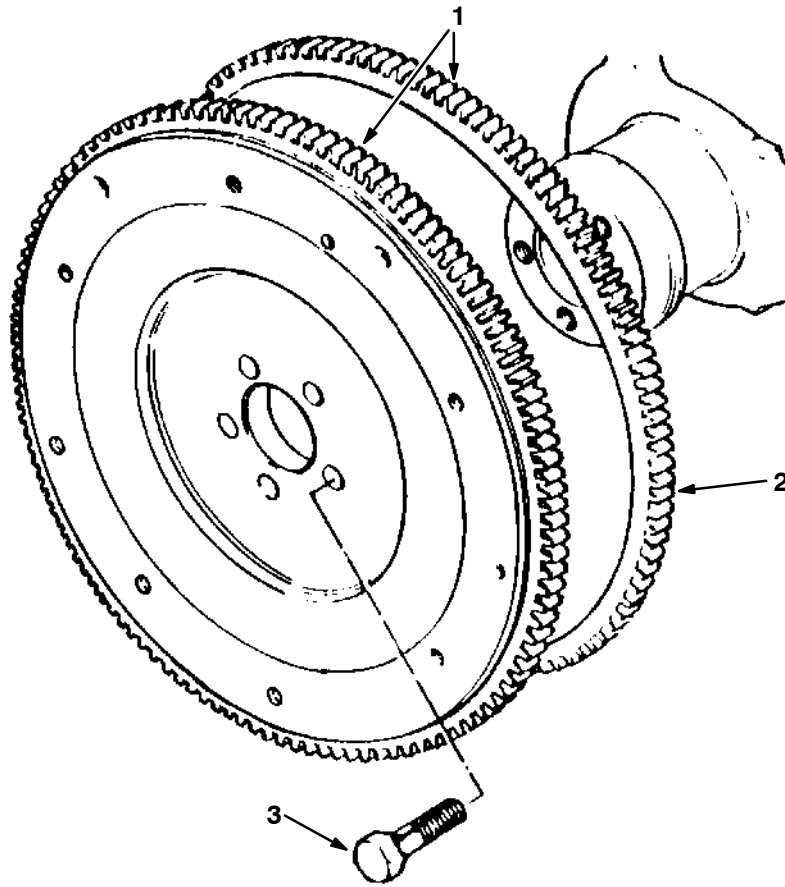
Fig. 10 - Distributorless Ignition Group

Ref.	Tennant Part No.	Ford Part Number	Description	Qty.
1	39025	89BF-12024-A1B ^①	Coil and Bracket Assembly, Ignition	1
2	39026	E804335-S201 ^①	Screw, M8 x 14	3
3	39038	89BF-12286-AD ^①	Wire, Spark Plug, No. 1	1
4	39040	89BF-12283-AD ^①	Wire, Spark Plug, No. 2	1
5	39041	89BF-12284-AD ^①	Wire, Spark Plug, No. 3	1
6	39042	89BF-12287-AC ^①	Wire, Spark Plug, No. 4	1
7	39043	E865648-S	Separator, Ignition Wire	1
8	39044	89BF-12297-AA	Separator, Ignition Wire	1
9	39045	E802166-S76	Screw, M4 x 10	1
10	39046	87YF-12405-AB	Spark Plug	4
11	374666	988F-12029-AC ^②	Coil and Bracket Assembly, Ignition	1
12	374672	W505574-S309 ^②	Screw, M5x16	4
13	374667	98BF-12286-DA ^②	Wire, Spark Plug, No. 1	1
14	374668	98BF-12283-DA ^②	Wire, Spark Plug, No. 2	1
15	374669	98BF-12284-DA ^②	Wire, Spark Plug, No. 3	1
16	374670	98BF-12287-DA ^②	Wire, Spark Plug, No. 4	1
17	374671	98BF-12257-AA ^②	Bracket, Coil Mount	4

^① Tennant Serial Number (000000-xxxxxx)

^② Tennant Serial Number (xxxxxx-)

Fig. 11 - Flywheel Group



04710 - G, LP

	Ref.	Tennant Part No.	Ford Part Number	Description	Qty.
▽	1	36591	89BM-6375-BA	Flywheel and Ring Gear Assembly	1
▲	2	52488	D8RZ-6384-A	Ring, Gear	1
	3	36630	D2RY-6379-A	Bolt, M10 x 22.5, Flywheel to Crankshaft	5
		36646	D1FZ-6397-B	Dowel	3

SECTION 6

CONTENTS	PAGE
PART NUMBER TO PAGE NUMBER CROSS REFERENCE LIST	6-2
PART DESCRIPTION TO PAGE NUMBER CROSS REFERENCE LIST	6-12

CROSS REFERENCE

PART NUMBER TO PAGE NUMBER CROSS REFERENCE LIST

Part Number	Page Number	Part Number	Page Number	Part Number	Page Number
A850X-6013-AA	5-9, 5-13	F57Z-12A648-AA	5-10	07805	2-83
D1FZ-6284-A	5-5	F5RZ-6C315-A	5-3	08013N	2-5
D1FZ-6345-A	5-3	IB3614	4-17	08165	2-29, 5-10
D1FZ-6397-B	5-16	N602166-S2	5-5	08182	2-57, 2-69
D1FZ-6608-B	5-9	RT-351	5-12	08708	2-33, 2-37, 2-39
D2RY-6379-A	5-16	W505574-S309	5-15	08709	2-43
D8RZ-6026-A	5-3	00500-15	4-12, 4-13	08712	2-2, 2-3, 2-59, 2-65, 2-67, 2-69, 2-71
D8RZ-6310-A	5-7	00966	4-17	08713	2-3, 2-7, 2-65
D8RZ-6384-A	5-16	01047	3-23	08716	2-71
D8RZ-6600-A	5-9	01314	2-7, 2-26	09007	2-2, 2-3, 2-65, 2-67
D8RZ-6767-A	5-3	01318	2-13, 2-15	09010	2-3, 2-65
DORY-6026-A	5-2, 5-3	01683	2-69	09011	2-7
DORY-6255-A	5-5	01684	2-2, 2-3, 2-7, 2-65, 2-67, 2-71, 2-83, 3-25, 3-67	09026	2-69
DORY-6258-A	5-5			09088	2-57
DORY-6261-A	5-5			09342	2-7
DORY-6261-B	5-5	01685	2-3, 2-7, 2-65	09739	2-69
DORY-6262-B	5-5	01760	2-71	09740	2-65, 2-81
DORY-6262-C	5-5	01997	2-37, 2-39	09744	2-69
DORY-6268-A	5-5	01999	3-59	09775	2-63
DORY-6269-A	5-5	02076	2-31	09900-1	2-95, 3-59
DORY-6306-A	5-7	02126	3-21	10075	5-9
DORY-6549-B	5-5	02129	3-21	10137	2-50, 2-51
DORY-6587-A	5-5	02469	2-91	10632-1	2-71, 3-61
DORY-6590-A	5-5	02506-6	3-45	10632-12	3-23, 3-29
DORY-6652-A	5-9	02705	4-3	10632-13	2-49
DORY-6666-A	5-9	02706	4-3	10632-18	2-99, 3-4, 3-5, 3-6, 3-7, 3-8, 3-9, 3-11, 3-13, 3-27, 3-37
DORY-6670-A	5-9	02709	4-3	10632-4	2-97
DORY-6674-A	5-9	02712	2-73	10632-5	2-25
DORY-6B316-A	5-7	02738	2-33	10632-9	2-99, 3-4, 3-5, 3-6, 3-7, 3-8, 3-9, 3-11, 3-13
E43-CPI	5-5	02740	2-41	10652	2-47
E600113-S72	5-11, 5-12	02741	2-41	10795	2-29
E600116-S204	5-5	02850	3-43	10806	5-9, 5-13
E602165-S72	5-9	02887	2-29	11211	2-69
E602187-S82	5-7, 5-12	02942	2-77	11442-1	2-37, 2-39
E602351-S72	5-5	02994	2-23	11531	2-49
E630024-S201	5-2	02995	2-23	116336-ES100	5-7
E630031-S101	5-5	03026	2-41	11636	3-56
E630173-S71M	5-7, 5-9, 5-12	04414	2-31	116682-ES	5-9
E800157-S72	5-10	04483	2-2, 4-22	11842	2-63
E800509-S72	5-5	04706	2-73	11893	2-67
E800512-S72	5-11	04733-10	2-23	11984	2-33
E800516-S72	5-2	04843	2-61	12267	2-79, 2-81
E800518-S72	5-11	05686	2-61, 2-63	12271	2-17, 2-25, 3-23
E800519-S72	5-9	06279	3-61	12459	2-3, 2-67, 3-25, 3-67
E802166-S76	5-15	06927	3-43	13015	2-51
E802666-S72	5-3	06942	2-39	13115	2-93
E804335-S201	5-15	06943	2-39	13156	2-83
E830135-S76	5-7	06944	2-33, 2-37, 2-39	13301	2-8, 2-9
E832108-S71M	5-12	06945	2-33, 2-37, 2-39, 3-36	13698	2-15
E832108S71M	5-11	07049	3-36	13904	4-19
E840126-S	5-2	07464	2-37	13907	4-19
E865648-S	5-15	07562	2-41	14131	2-45
E890100-S	5-3	07598	2-37, 2-39	14242	2-57
E93A-6253-A	5-5	07705	2-2, 5-2		
E9DZ-6730-B	5-9	07707	5-7		
E9DZ-6734-B	5-9	07710	5-9		
EN2166-S72	5-5	07791	2-65, 3-67		
F1ZZ-6026-A	5-3	07792	3-67		

CROSS REFERENCE

Part Number	Page Number	Part Number	Page Number	Part Number	Page Number
14432	2-41	24013	2-29	31755	2-49
14601	2-17	24047	2-47	31922	3-3
14983	3-56	24199	2-69	32126	2-2, 2-53
15555-1	2-45	24339	2-2, 2-53	32366	2-39
15648	2-13, 2-15	24576-1	2-99, 3-3, 3-11, 3-13	32485	3-36
15678	2-65, 2-83	24576	2-99, 3-11, 3-13	32491	3-31, 3-33, 3-35
15803	3-59	24593	3-35	32492	2-77
16081	2-15	24595	3-37	32716	2-79, 2-81
16082	2-77, 3-59	24899	2-83	32791	3-57
16213	2-61	24924	2-33	32822	3-41
16369	2-11	24928-1	2-47	32969	2-57
16376	2-93	25312	3-47	32982	3-36
16455	2-75	25610	2-45	330275	3-68
16695	4-12, 4-13, 4-14, 4-15, 4-16	26103	2-69	330310	3-68
16738	2-33	26395-1	2-47	330311	3-68
16786	2-75	26395-2	2-73, 3-43	330332	3-68
16931	2-43, 3-67	26431	5-12	330333	3-68
16944	2-81	26496	2-47	330334	3-68
17200	2-71	27048	2-39, 2-47	330710	3-68
17414	2-29, 2-37, 2-39	27767	2-39, 3-29	330715	3-68
17521	2-39	27988	3-36	33580	4-9, 4-11
19066	2-33, 2-37, 2-39, 3-35, 3-43	29558	2-79	33671	2-50
19200	2-29	29584	2-79	33807	2-11
19205	2-2, 2-29, 5-9	30013	2-43, 2-95	33930	2-65
19252	2-31	30251	2-83	33951	2-33, 2-35
19583	2-53	30252	2-83	34096	2-69
19644	2-91	30253	2-83	34176	4-12, 4-13
19689	2-29	30255	2-83	34178	4-9, 4-11
19760	2-37, 2-39	30268	3-29	34179	4-9
19768	2-25	30305	2-33, 2-37	34252	2-11
19827	3-15	30316	2-29	34280	3-21
20177	3-36	30327	5-10	34323	2-85
21198	3-36	30407	2-31, 2-41, 2-51	34330	2-23
21246	2-7	30468	2-29	34392	2-69
21642	2-7	30533	3-44	34725	2-69
21784	5-10	30550	2-29	34805-S8	5-5, 5-9
21785	5-10	30553	2-42	34848	3-3
21915	4-19	30559	2-42	34868	2-97
222460	2-57, 2-59, 2-79, 2-81	30570	2-42	34877	3-41
222809	2-7	31249	3-21	35033	2-86
22308-3	2-47	31354	4-12, 4-13, 4-14, 4-15, 4-16	35296	3-29
22604	2-53, 4-9	31373	4-14, 4-15, 4-16	35298	3-59
22622	4-15, 4-16	31375	4-12, 4-13	353055-S7	5-3
22654	4-13, 4-14, 4-16	31377	4-15, 4-16	35426	3-61
23156	2-37, 2-39	31380	4-14	35484	3-59
23163	2-93	31381	4-12, 4-13	35488	2-91
23182	2-93	31384	4-15, 4-16	35493	4-17
23191	2-23	31385	4-14	357966-S	5-5
23210	2-99, 3-11, 3-13	31385	4-14	36050	2-2, 2-33
23211	2-97, 2-99, 3-11, 3-13	31507	3-29	361052	2-91
23274	3-67	31517	2-49	361339	2-31
23498	2-73, 3-41	31518	2-49	36253	5-13
23524	2-69	31524	2-41	36254	5-13
23683	3-59	31526	2-42	36257	5-7, 5-11
23788-1	2-75	31543	2-33, 2-37, 2-39, 3-29, 3-33, 3-35	36259	5-7
23788	2-59, 2-75	31566	3-59	36263	5-3
23999-6	3-41	31599	2-86	36264	5-3
24012	2-43	31613	2-93	36267	5-3
		31719	2-91	36268	5-3
				36272	5-3

CROSS REFERENCE

Part Number	Page Number	Part Number	Page Number	Part Number	Page Number
36273	5-3	36423	5-7	37195	5-10
36274	5-3	36424	5-7	37196	5-10
36275	5-3	36430	5-7	37198	5-10
36276	5-3	36431	5-7, 5-9, 5-12	37306	5-5
36278	5-3	36432	5-7	37307	5-5
36279	5-2	36433	5-7	37312	5-7
36281	5-2	36438	2-99, 3-11, 3-13	37313	5-2, 5-3
36297	5-2	36439	2-99, 3-11, 3-13	37316	5-5
36298	5-2	36445	5-7	37317	5-5
36300	5-2	36454	5-7	373201	4-7
36307	5-2	36463	5-7	373207	4-7
36315	5-2	36467	5-7	37321	5-7
36318	5-2	36469	5-7	373211	4-7
36319	5-2	36483	5-7	373217	4-11
36321	5-2	36493	5-7	373226	4-11
36322	5-7	365103	2-39	373227	4-7
36324	5-2	36590	5-7	373232	4-7
36325	5-2	36591	5-16	373234	4-7
36328	2-13, 2-15, 2-65	36630	5-16	373235	4-7
36330	5-2	36643	2-63	373236	4-11
36331	5-2	36646	5-16	373242	4-7
36332	5-11	36748	5-9	373243	4-7
36337	5-11	36764	5-9	373244	4-7
36338	5-11	36765	5-9	373255	4-7
36339	5-11, 5-12	36780	5-9	373257	4-7
36340	5-5	367987	3-33, 3-35	373260	4-11
36342	5-5	36867	5-9	37327	2-29, 5-12
36343	5-5	36881	5-9	373276	4-7
36344	5-5	36904	5-9	373284	4-7
36345	5-5	36923	5-9	373285	4-7
36348	5-5	36924	5-9	373286	4-7
36349	5-5	369781	2-57, 2-59	373287	4-7
36372	5-5	369817	2-71	373288	4-7
36373	5-5, 5-9	370008	2-5	373291	4-11
36374	5-5	370115	3-25	373297	4-11
36375	5-5	370116	3-25	373298	4-11
36376	3-61	370117	3-25	373299	4-11
36381	5-5	370118	3-25	373340	3-59, 4-16
36382	5-5	370119	3-25	37337	5-5
36383	5-5	370120	3-25	37343	5-7
36384	5-5	370121	3-25	37403	5-9
36389	5-5	370122	3-25	374127	2-33, 2-35
36390	5-5	370124	3-25	374504	2-85
36402	5-5	370125	3-25	374505	2-85
36405	5-5	370129	3-25	374507	2-67
36406	5-5	370130	3-25	374513	2-31
36407	5-5	370143	3-19	374514	3-29
36408	5-5	370146	3-21	374516	2-42
36409	5-5	370159	3-25	374517	2-7
36410	5-7	370181	2-55	374520	2-61
36411	5-7	37053	5-9	374523	2-17
36412	5-7	37083-1	3-27	374526	2-45
36413	5-7	37098	5-9	374527	2-33
36414	5-7	37099	5-9	374529	2-33
36415	5-7	37127	5-9	374532	2-37
36416	5-7	37157	5-9	374547	2-95, 4-19
36418	5-7	37181	5-7, 5-12	374548	2-95
36419	5-7	37189	5-12	374549	2-95
36421	5-7	37193	5-12	374552	2-53
36422	5-7	37194	5-10	374553	2-53

CROSS REFERENCE

Part Number	Page Number	Part Number	Page Number	Part Number	Page Number
374560	2-53	379556	2-73	383165	2-25
374561	2-53	379557	2-77	383170	2-39
374563	2-53	379558	2-73	383171	2-39
374567	2-95	379560	2-73	383227	2-11
374573	2-79	379564	2-13	383725	3-37
374593	3-29	379565	2-15	38968	4-9, 4-11
374602	3-51	379574	2-7	38978	3-68
374604	3-53	379597	2-113	39005	2-57
374605	3-53	379606	2-96, 4-7	39025	5-15
374607	3-54	379607	2-77, 4-14	39026	5-15
374608	3-54	379608	2-83, 4-13	39038	5-15
374625	2-33, 2-35	379609	2-53, 4-11	39040	5-15
374632	5-3	379625	3-55	39041	5-15
374637	2-33	379629	2-2	39042	5-15
374638	2-33	379650	2-112	39043	5-15
374639	2-33	379654	2-112	39044	5-15
374643	2-29	379658	2-25	39045	5-15
374648	2-37	379659	2-25	39046	2-2, 5-15
374649	2-37	379665	2-73	39047	5-11
374651	3-21	379684	2-79	391816	3-21
374653	3-21	379686	2-79	391850	2-21
374654	3-21	379705	2-2	391852	2-95
374666	5-15	379706	2-2	391853	2-95
374667	5-15	379719	2-97	39210	2-95
374668	5-15	379731	3-61	392525	2-31
374669	5-15	379732	2-61	39272	2-51
374670	5-15	379733	2-51	39277	2-43
374671	5-15	379737	3-61	39284	3-67
374672	5-15	379740	3-61	39308	2-75
374676	2-43	379742	3-57	39313	2-57
374677	2-43	379744	2-113	393326	3-35
374688	3-52	379750	2-2, 2-9	393329	4-24, 4-25, 4-26
374689	3-52	379751	2-2, 2-8	393330	4-24, 4-25, 4-26
374691	2-43	379752	2-7	393331	4-24
374710	2-57	379755	2-8, 2-9	393332	4-24, 4-25
374711	2-57	379756	2-8, 2-9	393333	4-24
375117	2-31	379781	2-73	393334	4-24
375209	2-73	379785	2-65	393335	4-24, 4-25, 4-26
375227	3-43	379797	3-67	393336	4-24, 4-25, 4-26
375249	2-73	379800	3-67	393337	4-24, 4-25
375306	3-30	379801	3-67	393338	4-24, 4-25, 4-26
375311	3-17	379803	3-67	393339	3-35, 4-24
375412	2-33, 2-37, 2-39	379804	3-67	393340	3-35, 4-23
375413	2-33, 2-37, 2-39	379805	3-67	393341	4-23
375414	2-33, 2-37, 2-39	379806	3-67	393342	4-23
37555	4-12, 4-13, 4-14, 4-15, 4-16	379807	3-67	393343	4-23
37616	4-9, 4-11	379810	3-67	393344	4-23
37693	5-5	379822	2-73	393345	4-23
37694	5-5	379823	2-73	393346	4-23
37756	4-9, 4-11	379828	3-68	393347	4-23
37766	4-9	379849	2-73	393348	4-23
378972	2-85	379871	2-13	393349	4-23
379530	2-73	379882	2-73	393350	4-23
379531	2-73	379883	2-71	393351	4-23
379532	2-77	379890	2-73	393352	3-35
379534	2-77	380618	3-33, 3-35	393355	3-33, 3-35
379535	2-65	38242	5-5	393356	3-33, 3-35
379551	2-71	382516	2-25	393359	3-36
379555	2-73	38255	4-9, 4-11	393362	3-35
		383014	2-39	393363	3-37

CROSS REFERENCE

Part Number	Page Number	Part Number	Page Number	Part Number	Page Number
393366	3-30	47501	3-59	53435	3-59, 4-15
393377	3-36	47504	2-29, 2-77	53466	2-15, 2-23, 2-77, 2-93
393378	3-36	47508	2-77, 2-96, 3-59	53468	2-7
393381	3-33, 4-25	47522	2-23	53485	2-86, 4-17
393384	3-31, 4-26	47720	2-47	53491	2-7
393387	3-35	47745	2-77	53492	2-11
393388	3-36	47752	2-96	53494	2-11
393389	3-36	47754	2-95	53601	2-53, 4-22
393390	3-33, 3-35	47801	2-53, 2-69	53622	2-96, 4-5
393391	3-30	48079	2-63	53783	2-41
393392	3-30	48126	2-45	53816	3-49
393393	3-30	48267	2-45	53817	3-49
393394	3-30	48570	3-3	53818	2-55
393395	3-30	48760	2-95	53819-2	2-55, 3-50
393396	3-30	48813	4-17	53819	2-55
393413	3-38	48985	2-57	53839	2-11
39396	2-77	49263	2-23, 2-25, 3-37	53845	2-11
39527	4-12, 4-13	49266	2-50, 2-51, 2-73, 2-97,	53883	3-41
39780-1	2-37, 2-39		2-99, 3-3, 3-4, 3-5,	53894	3-41
39780	2-33		3-6, 3-7, 3-8, 3-9,	53895	3-41
398335	2-2		3-11, 3-13, 3-59	53910	2-69
40514	2-86	49697	2-73	53915	2-69
40607	2-37, 2-73, 2-97	50045	2-63	53927	2-61
40625	2-29	50421	2-95	53947	2-63
40678	2-65, 3-3, 3-15	50902	3-36	53950	2-63
41016	2-15, 2-23	51021N	2-5	53953	2-63
41140	3-37	51109	2-59	53965	2-77
41178	2-85	51176	2-31	53984	3-59
41430	2-55	51225	2-77, 3-59	53985	2-83
41845	3-23	51317	2-69, 2-83	54009	3-43
42120-1	2-69, 2-75	51338	2-53, 2-57, 3-52, 3-53,	54012	3-43
42124	3-43		3-54	54013	2-3, 2-67
42216	2-93	51339	2-53, 2-57	54014	2-3, 2-67
42223	2-53, 2-96	51448	2-83	54015	2-63
42361	5-7	51449	2-83	54030	2-11
43555	3-41	51534	2-69	54050	2-77
43844	2-35, 2-45	51538	2-77, 3-59, 3-67	54051	2-53
44078	2-26	51542	2-5	54052	2-53
44681-1	3-5, 3-7, 3-9	51545	2-59	54079	2-75
44681-2	3-5, 3-7, 3-9	51560-3	2-41	54087	2-53
44681	3-5, 3-7, 3-9	51562	2-59	54089	2-2, 2-3, 2-67
44868	2-86, 2-95, 2-96	51564	2-83	54095	4-17
44869	2-83	51570	3-15	54096	2-69
44906	2-11, 2-61, 3-67	51715	2-83, 3-59	54118	2-81
45142	3-29	51813	2-61	54182	2-7
45214	2-13	51839	2-37, 2-39	54184	2-7
45272	3-6, 3-7	52296	2-79, 2-81	54190	2-2, 2-7
45482	2-95	52386	4-3	54192	2-7
45622	4-9, 4-11	52402	2-83	54194	2-95
45623	4-9, 4-11	52405	4-9, 4-11	54197	2-7
45628	4-12, 4-13, 4-14, 4-15,	52424	2-37	54199	2-83
	4-16	52484	5-11	54204	2-83
45779	3-4, 3-5, 3-6, 3-7, 3-8,	52488	5-16	54205	2-63
	3-9	52508	2-63	54274	2-43, 2-49, 2-85
45780	2-7	53029	2-35, 2-45	54275A	2-85
45786	2-55, 3-50	53076	2-96	54333	2-29
46236	2-45, 2-97, 3-27	53091	2-17	54342	2-25
46481	2-15	53400-1	2-47	54343	2-47
46559	2-77	53400-4	2-47	54345	2-23
47167	3-29	53417	3-46	54390	2-57

CROSS REFERENCE

Part Number	Page Number	Part Number	Page Number	Part Number	Page Number
54400	2-57, 2-59, 2-79, 2-81	55227	3-19	56346	2-25
54404	3-61	55228	3-19	56362	2-23
54427	3-61	55248	2-97, 2-99, 3-4, 3-5,	56373	2-23
54428	3-61		3-8, 3-9, 3-11, 3-13	56379	2-23
54437	2-57	55270	3-19	56385	2-23
54465	3-61	55302	3-27	56392	2-23
54467	2-57	55347	2-15	56398	2-23
54567	2-57	55404	3-27	56546	3-19
54577	2-57	55446	2-95	56560	3-19
54607	2-59	55453	3-27	56595	2-21
54615	2-11	55459	3-29	56641	2-79
54616	2-59	55461	3-23	56662	2-79, 2-81
54617	2-57	55462	2-75	56690	2-93
54618	3-61	55463	2-75	56692	2-96
54620	3-61	55489	3-41	56799	3-19, 3-21
54621	3-61	55586	2-53, 2-69	56820	2-53
54655	2-63	55617	3-61	56821	2-93
54659	2-83	55619	2-15	56890	2-7
54660	2-77	55685	2-53, 2-95	56914	2-8, 2-9
54663	2-81	55691	2-91	56976A	2-37, 2-47
54680	2-83	55740	2-2, 2-15	56992	2-27
54693	2-83	55767	3-61	57156	4-20
54840	2-81	55776	3-59	57167	2-7, 2-27, 3-23
54848	2-79, 2-81	55778	3-59	57173	2-91
54878	2-83	55779	2-83	57220	3-4, 3-5
54911-16	2-31	55793	3-59	57297	2-47
54911-25	2-29	55823	3-59	57487	2-91
54911-32	2-49	55834	3-59	57536	3-27
54922	2-5	55851	2-43	57537	3-27
54923	2-5	55861	2-43	57702	2-11, 3-21
54925	2-5	55864	2-2, 2-67	57751	2-27, 3-3, 3-23, 3-27,
54927	2-5	55879	2-65		3-37, 3-65
54934	2-79	55884	2-2, 2-65	57754	2-31
54995	2-79, 2-81	55889	2-67	57755	2-31
54996	2-61	55890	2-3, 2-65	57772	2-27, 3-23
54997	2-63	55892	2-67	57773	2-31
54999	2-63	55893	2-69	57803	2-2, 2-27, 3-3, 3-23,
55021	2-65	55914	2-69		3-27, 3-37, 3-65
55034	3-3	55925	4-3	57807	3-23, 3-27, 3-29, 3-37,
55035	2-23, 2-26, 3-19	55926	4-3		3-65
55037	3-27	55930	4-3	57813	2-42
55038	3-21	55931	4-3	57872	3-29
55042	3-27	55932	4-3	57912	3-29
55048	2-17	55937	4-3	57934	2-33
55073	3-17	55939	4-3	57935	2-23
55074	3-17	55941	4-3	57979	2-95, 2-96
55161	3-17	55959	3-19	58009	4-3
55162	3-17	55963	3-19	58078	2-57, 2-69
55163	3-17	55964	3-43	58103	2-2, 2-65
55164	3-17	55965	2-65	58120	2-2, 2-41
55181	3-23	55968	3-19	58121	2-41
55182	3-27	55973	3-19	58193	2-43
55195	2-33, 2-35	55976	3-29	58242	4-5
55213	3-27	56185	2-23	58288	2-57
55215	3-29	56186	2-27, 3-37	58297	2-11
55220	3-29	56187	3-19	58346	2-41
55221	3-29	56188	2-27	58359	2-75
55222	2-45	56198	2-23	58494	2-17, 2-71, 3-59
55225	2-49	56228	2-83	58500	2-71
55226	3-29	56277	2-95	58518	3-4, 3-6, 3-8

CROSS REFERENCE

Part Number	Page Number	Part Number	Page Number	Part Number	Page Number
58519	3-4, 3-6, 3-8	59530	2-95	59803	3-23
58520	3-4, 3-6, 3-8	59537	2-8	59808	2-37
58524	2-71	59538	2-9	59809	2-37
58538	2-41	59540	3-43	59811	2-41
58540	2-85	59542	2-75	59814	2-65
58589	2-47	59550	2-49	59821	2-65
58590	2-47	59551	2-49	59822	2-11
58592	2-29	59560	2-91	59824	2-26
58595	2-11	59561	2-91	59825	2-75
58596	4-20	59563	2-91	59827	2-75
58645	2-75	59564	2-91	59828	2-19
58665	2-23	59565	2-91	59829	2-19
58667	2-23	59568	2-91	59830	2-19
58748	2-23	59572	2-91	59842	2-75
58770	2-8, 2-9	59573	2-91	59849	2-75
58842	2-53	59575	2-91	59861	2-75
58846	2-33	59576	2-91	59866	2-75
58849	2-17	59577	2-95	59867	2-75
58858	2-93, 2-96	59578	2-91	59870	2-13, 2-15, 2-95
58872	2-79	59581	2-91	59881	2-49
58881	3-41	59582	2-91	59892	2-47
58898	3-21	59584	2-91	59899	2-79
58977	2-17	59621	2-26	59919	3-41
58979	2-59	59622	2-26	59920	3-3
58999	2-17	59623	2-26	59935	2-33, 2-35
59004	2-71	59628	2-26	59940	2-23
59012	3-41	59629	2-26	59949	2-7
59013	3-41	59636	2-26	59962	3-3
59015	2-45	59647	2-19, 2-26	59965	2-69
59018	2-19	59649	2-85	59966	2-69
59019	2-17	59656	2-85	59967	2-85
59031	3-21	59657	3-27	59971	2-25
59032	3-21	59661	2-19	59975	2-86
59104	3-41	59665	2-21	59976	2-25
59105	2-2, 2-65	59666	2-21	59977	2-25
59189	2-65	59668	2-61	59978	2-25
59192	2-8, 2-9, 2-13, 2-15, 2-17	59672	2-61	59979	2-25
59194	2-9	59680	2-2, 2-3, 2-65	60278	2-112
59195	2-8	59681	2-2, 2-3, 2-65	60282	2-112
59303	2-91	59685	2-2, 2-67	60283	3-3
59305	4-5	59686	2-2, 2-67	60284	3-3
59335	2-2, 4-21	59687	2-2, 2-67	60285	3-63
59377	2-19	59688	2-2, 2-67	60286	3-63
59378	4-17	59692	2-8, 2-9	60287	3-19
59380	2-75	59695	2-15	60288	3-4, 3-5, 3-8, 3-9
59384	3-44	59734	2-85	60290	2-112
59387	3-61	59735	2-85	60292	2-50
59388	3-47	59737	2-71	60294	2-51
59395	2-99	59738	2-71	60295	2-50, 2-51
59431	2-5	59739	2-71	60296	2-112
59432	2-5	59760	2-9	60305	3-3
59437	3-27	59761	2-8	60307	3-4
59440	2-5	59766	2-11	60309	3-5
59442	2-71	59767	2-113	60312	3-6
59447	3-4, 3-5	59768	2-113, 3-41	60314	3-7
59448	2-71	59771	2-11	60316	3-8
59512	3-29	59789	2-93	60318	3-9
59514	2-17, 3-21	59790	2-93	60372	3-15
59515	3-21	59797	3-23	60559	2-42
		59799	3-23	60751	3-3

CROSS REFERENCE

Part Number	Page Number	Part Number	Page Number	Part Number	Page Number
60862	3-21	66211	2-57	70178	2-71
61488	3-48	66213	2-57	70185	2-71
61490	2-2, 4-12, 4-13, 4-15	66221	3-19	70193	2-71
61527	5-7	67004	3-43	70221	2-47
61529	2-42	67683	2-96	70239	2-31
61531	2-42	67767	2-7, 2-47, 2-50, 2-51	70248	2-15
61538	5-2	68441	2-69	70249	2-13
61540	5-5	68872	2-50, 2-51	70252	2-15
61545	5-7	68873	2-50, 2-51	70256	2-13
61546	5-7	69234	2-26	70262	2-31
61547	5-7	69266	2-33	70263	2-31
61548	5-7	69903	2-81	70267	3-61
61549	5-7	69904	2-7	70268	3-61
61550	5-7	69906	2-17	70271	2-75
61551	5-7	69907	2-17	70272	2-75
61552	5-7	69908	2-75	70278	3-50
61556	5-10	69909	2-26	70279	3-50
61891	4-3	69910	2-95	70280	2-55, 3-50
61913	3-23	69915	2-7	70281	3-50
61920	2-99, 3-11, 3-13	69931	2-8, 2-9	70284	2-7
61931	2-42	69933	2-59	70287	2-55
62100	2-91	69935	3-41	70538	2-5
62172	2-95	69937	3-41	71021	2-51
62173	2-95	69941	2-2	71022	3-48
62337	2-91	69942	2-2	71025	3-41
62390	2-86	69951	2-17	71026	3-43
62595-21	2-7	69952	2-17	71056	2-99
62595-22	2-11	69953	3-41	71057	3-23
62595-23	2-11	69955	3-41	71058	3-11, 3-19
62595-3	2-23	69958	3-41	71373	2-57
62595-4	2-23	69972	2-13, 2-15, 2-65	71436	2-35
62595-6	2-71, 3-35	69981	3-41	71437	2-33, 2-35
62595-9	3-61	69984	3-41	71444	2-35
63234	2-63	69986	2-17	71446	2-29
63378	3-41	69987	2-17	71447	2-29
63469-3	3-41	69990	2-85	71459	2-112
63810	2-33, 2-35, 2-37, 2-39, 3-29, 3-33, 3-35	69991	3-61	71543	3-6, 3-7
63852	2-23	69993	3-61	71544	2-99, 3-11, 3-13
64320	3-41	69994	3-61	71725	4-7
64535	2-71	69995	3-61	72024	3-21
64595	2-17, 2-71, 3-59	69997	3-61	72025-S7	5-5
64886	2-53	69998	3-61	72049	3-23
64887	2-53	69999	3-65	72067	2-2
64905	2-95	70094	4-3	72068	2-3
65145-1	2-96	70095	4-3	72080	3-13, 3-27
65226	4-5	70096	4-3	72087	3-67
65232	4-14	70097	4-3	72094	3-13
65241	4-20	70098	4-3	72096	3-11
65527	2-37	70099	4-3	72098	3-27
65553	3-23, 3-27	70100	4-3	72100	3-6, 3-7
65560	3-65	70101	4-3	72114	3-4, 3-5
65561	3-23, 3-29, 3-37	70103	4-3	72118	2-8
65869-1	2-2	70136	2-17	72119	2-9
66018	2-5	70142	2-17	72120	2-8, 2-9
66019	2-5	70157	2-53	72128	2-47
66176	3-67	70158	2-57	72130	2-61
66177	3-67	70159	2-99, 3-11, 3-13	72131	2-61
66184	2-85	70160	2-42	72132	2-59
66197	3-19	70161	2-57	72133	2-85
		70173	2-45	72136	2-93

CROSS REFERENCE

Part Number	Page Number	Part Number	Page Number	Part Number	Page Number
72138	2-11	74180	4-3	77BM-6256-AA	5-5
72142	3-23	74181	4-20	77BM-6531-BB	5-5
72143	3-41	74182	4-20	77BM-6584-CA	5-2
72147	2-49	74190	4-20	77BM-6598-AB	5-5
72152	2-7	74195	4-20	77BM-6K255-AC	5-5
72154	2-19	74218	4-20	78122	2-47
72159	2-65	74225	4-3	78143	2-93
72176	2-13, 2-15	74226	4-3	78787	2-69
72178	3-3	74229	4-3	79399	2-2, 2-29
72179	2-13, 2-15	74230	4-3	79422	2-37, 2-39
72191	2-45	74233	4-17	79425	2-2, 2-73
72192	2-45	74235	4-3	79729	4-11
72432-S	5-9	74237	4-3	79769	2-96, 4-3
72473	2-13	74248	4-3	79785	4-19
72926	2-53	74249	4-9	79786	4-19
72968	2-8, 2-9	74250	4-12, 4-14, 4-15, 4-16	79787	4-19
72969	2-71	74251	4-20	79788	4-19
72971	2-71	74310	2-71	79789	4-19
73017	2-35	74352	2-71	79790	4-19
73020	2-37	74353	2-71	79791	4-19
73281	2-53	74380	3-67	79792	4-19
73411	2-61	74381	3-67	79793	4-19
74094	4-12, 4-13, 4-14, 4-15, 4-16	74382	3-67	79794	4-19
74095	4-12, 4-13	74383	3-67	79795	4-19
74098	4-9, 4-12, 4-13, 4-16	74391	2-79, 2-81	79796	4-19
74099	4-12, 4-13	74394	2-49	79798	4-19
74100	4-12, 4-13, 4-14, 4-15, 4-16	74402	2-35	79799	4-19
74101	4-14, 4-15, 4-16	74406	2-45	79800	4-19
74105	4-20	74419	2-75, 4-21	79801	4-19
74109	4-20	74428	3-21	79802	4-19
74110	4-20	74429	3-19	79803	4-19
74111	4-20	74430	3-19	79804	4-19
74112	4-20	74431	3-19	79805	4-19
74122	4-9, 4-11	74433	3-23	79806	4-19
74123	4-9, 4-11	74438	3-41	79807	4-19
74125	4-9, 4-11	74439	3-41	79808	4-19
74137	4-9	74443	2-33, 2-35	79812	2-2, 4-19
74142	2-23	74454	2-85	79813	4-19
74148	4-5	74456	2-13	79814	4-19
74149	4-5	74468	2-83, 4-12	79815	4-19
74150	4-5	74469	4-3	79820	4-19
74151	4-5	74475	2-61	79821	4-19
74152	4-5	75028	2-77	79828	4-9, 4-11
74153	4-5	75128	2-19	81812	2-73
74154	4-5, 4-7	75430	2-61	82063	3-4, 3-6, 3-8
74156	4-5	75809	5-7	82196	3-56
74157	4-5	75817	5-7	82200	3-5, 3-7, 3-9
74158	4-5	75934	2-61	82334	3-59
74159	4-5	763113	3-35	82483	2-65
74160	4-5	763116	3-35	82509	2-45
74161	4-5, 4-7	76315	2-96	82731	2-42
74165	4-9, 4-11	76316	2-95	82739	2-97
74166	4-9, 4-11	763483	4-5	82831	2-83
74167	4-9, 4-11	76589-2	2-29	83584	4-23
74168	4-9, 4-11	76736	2-45	83682	2-33, 2-35
74171	4-9	76955	3-31, 3-33, 3-35, 3-36	83684	2-33, 2-35
74172	2-23, 4-20	77097	2-69, 2-75	83685	2-33, 2-35
74174	4-12, 4-13	77320	2-73	83849	2-33, 2-35
		77399	2-26, 2-27	83BM-6700-A4A	5-7, 5-11
		77BF-9K442-AA	5-10	84170	2-61

Part Number	Page Number	Part Number	Page Number
84581	2-77, 3-59	89BM-6214-DB	5-7
84641	2-35	89BM-6251-BA	5-5
84989	5-10	89BM-6303-DA	5-7
86041	2-42	89BM-6312-AA	5-7
86240	2-57, 2-59, 2-81	89BM-6331-AA	5-7
86330	3-4, 3-5	89BM-6331-BA	5-7
86331	3-8, 3-9	89BM-6331-CA	5-7
86332	3-4, 3-5, 3-8, 3-9	89BM-6331-DA	5-7
86333	3-6, 3-7	89BM-6331-EA	5-7
86751	2-59	89BM-6331-FA	5-7
86791	2-63	89BM-6331-GA	5-7
86BM-6617-AA	5-9	89BM-6331-HA	5-7
86BM-6675-AA	5-9	89BM-6333-AA	5-7
86BM-6K318-AA	5-7	89BM-6333-BA	5-7
86HM-6701-AIA	5-7	89BM-6333-CA	5-7
87396	2-45	89BM-6333-DA	5-7
87536	2-25	89BM-6333-EA	5-7
87583	2-27	89BM-6333-FA	5-7
87631	2-83	89BM-6333-GA	5-7
87676	2-15	89BM-6333-HA	5-7
87677	2-69	89BM-6344-BA	5-7
87866	2-2, 2-25	89BM-6375-BA	5-16
87948	3-3	89BM-6500-AA	5-5
87AB-2A411-BA	5-10	89BM-6505-CA	5-2
87AB-9H490-AA	5-10	89BM-6507-BA	5-2
87YF-12405-AB	5-15	89BM-6513-AA	5-2
88BM-6A557-AA	5-5	89BM-6529-AB	5-5
88BX-6008-BA	5-13	89BM-6565-AA	5-5
88BX-6014-BA	5-13	89BM-6582-AA	5-2
88WM-6518-AA	5-2	89BM-6659-AA	5-9
88WM-6571-BB	5-2	89BM-6784-AA	5-9
89BF-12024-A1B	5-15	89BM-6A341-AA	5-7
89BF-12283-AD	5-15	89BM-6A341-BA	5-7
89BF-12284-AD	5-15	89BM-6A536-AA	5-2
89BF-12286-AD	5-15	89BM-6K340-AA	5-7
89BF-12287-AC	5-15	89BM-6K528-AB	5-5
89BF-12297-AA	5-15	89BM-8507-AA	5-12
89BF-9424-AD	5-10	89BM-9441-AB	5-10
89BM-6010-FA	5-3	89BM-9448-BA	5-10
89BM-6011-DA	5-3	92BM-6750-AA	5-9
89BM-6019-AA	5-11	92BX-8591-AA	5-12
89BM-6020-AA	5-11	988F-12029-AC	5-15
89BM-6049-DD	5-2	98BF-12257-AA	5-15
89BM-6051-C2B	5-2	98BF-12283-DA	5-15
89BM-6055-BA	5-3	98BF-12284-DA	5-15
89BM-6056-A1G	5-2	98BF-12286-DA	5-15
89BM-6057-A2E	5-2	98BF-12287-DA	5-15
89BM-6065-DA	5-2		
89BM-6102-DA	5-7		
89BM-6102-EA	5-7		
89BM-6102-FA	5-7		
89BM-6148-DA	5-7		
89BM-6148-EA	5-7		
89BM-6148-FA	5-7		
89BM-6200-AD	5-7		
89BM-6211-AA	5-7		
89BM-6211-BA	5-7		
89BM-6211-CA	5-7		
89BM-6211-DA	5-7		
89BM-6211-EA	5-7		

PART DESCRIPTION TO PAGE NUMBER CROSS REFERENCE LIST

Numbers

6500L Oper/ Video VHS, 3-68

A

Actuat, 2-33
 Actuator Assy, 12V, 3-61
 Actuator, 12V 4.0Strk 250Lb, 3-59
 Actuator, 2-35
 Adapter, Tube, 4-24, 4-25
 Adapter, Vacuum, 5-10
 Adapter, 5-3
 Adaptor Wldt, Vac Wand, 3-43
 Adaptor, Elbow, Carburetor, 2-33
 Air Cleaner, 2-41
 Alarm Kit, Bu A/v 355L, Cab with Pressurizer, 3-13
 Alarm Kit, Bu A/v 355L, Cab, 3-11
 Alarm Kit, Bu A/v 355L, 2-99
 Alternator, 50A/12V Mando, 2-42
 Altrntr Pulley Md, 2-42
 Angle, Cable Keeper, 2-57, 2-59, 2-79, 2-81
 Angle, Door Jamb, Lower, Rear, 3-19
 Angle, Door Jamb, 3-19
 Angle, Muffler Hanger, 2-43
 Angle, 2-65, 3-67
 Arm Assy, Hopper w/label, 2-75
 Arm Assy, Lift, 2-77
 Arm Assy, Safety w/label, 2-75
 Arm Wldt, Brush, Lh, 2-83
 Arm Wldt, Idler, W/Brush, 2-83
 Arm Wldt, 3-59
 Arm, Alternator, 2-42
 Arm, Compressor Mtg, 3-36
 Arm, Control, Pintle, 2-63
 Arm, Tensioner, 5-5
 Arm, Valve Rocker, Left, With Screw, 5-5
 Arm, Valve Rocker, Right, With Screw, 5-5
 Arm, Windshield Wiper, Panto, 3-23
 Arm, 2-63
 Armrest Assy, Lh& Rh, 2-11
 Armrest Cab, 3-21

B

Backplate Assy Ce, 4-3
 Backplate, 4-7
 Ball, 4-9, 4-19
 Balljoint .250-28, 2-17
 Balljoint, Rod End, 2-53
 Bar Wldt, Shaker, 2-73
 Bar, Hex, 3-61
 Bar, Link, 2-69
 Battery, 12V, Cc Amps:475 Wet, 2-50, 2-51
 Bearing Cam, 4-3
 Bearing Thrust, 4-14, 4-15, 4-16
 Bearing, Connecting Rod, 0.001 US, 5-7
 Bearing, Connecting Rod, 0.010 US, 5-7

Bearing, Connecting Rod, 0.020 US, 5-7
 Bearing, Connecting Rod, 0.030 US, 5-7
 Bearing, Connecting Rod, Std, 5-7
 Bearing, Cup, 2.56Dia 0.55W, 3-52, 3-53, 3-54
 Bearing, Flange .625 Bore, 2-61
 Bearing, Flange, 0.50 Bore, 2-15
 Bearing, Flange, 1.00 Bore, 3-61
 Bearing, Flange, 1.50 Bore, 3-61
 Bearing, Flange, 2-13
 Bearing, Journal 1.25 Idx1.0Lg, 2-75
 Bearing, Journal 1.50 Dia, 3-61
 Bearing, Needle, 4-20
 Bearing, Self Aligning, 2-81
 Bearing, Std ID + 0.020 OD, 5-5
 Bearing, Std ID - Std OD, 5-5
 Bearing, Thrust, 4-3
 Bearing&Clr ,1.25B 2.44D 1.41W, 2-83
 Bearing-Ball, .669B 1.575D 0.472W, 2-42
 Bearing-Ball, 1.38B 2.83D 0.67W, 2-83
 Bearing-Cone, 1.38Bore 0.71Wth, 2-53, 2-57
 Bearing-Cup , 2.56Dia 0.55Wth, 2-53, 2-57
 Bearing-Flange, 2 Hole .625Bore, 2-69
 Bearing-Self Align 1.250 Bore, 2-69, 2-75
 Bellows Assy, Brush Lift, 2-81
 Bellows Assy, Valve, 2-26
 Belt, Seat, 3-44
 Belt, V Hc41 X 32.5, 2-42
 Belt, V, [A-31] 33.0l, Cogged, 3-36
 Blade, Deflector, 2-7
 Blade, Windshield Wiper, 18", 3-23
 Block, Cylinder, With Crank, Piston, Rings, etc., 5-3
 Block, Cylinder, 5-3
 Block, Expansion, 4-24
 Blower Kit, W/Ohg, 3-41
 Blower, 12volt, 4-24, 4-25, 4-26
 Blower, Assy, 3-27
 Body Assembly, 4-5
 Body Assy, 4-5
 Body, 4-7
 Bolt, Connecting Rod, 5-7
 Bolt, Cylinder Head, 5-2
 Bolt, Eye, .25-20x1.5x .56 Eye, 2-67
 Bolt, Hold-Down, 2-51
 Bolt, Latch, 2-19, 3-21
 Bolt, M10 x 22.5, Flywheel to Crankshaft, 5-16
 Bolt, M6 x 14, Oil Pan, 5-9
 Bolt, M6 x 16, Tensioner to Block, 5-5
 Bolt, M6 x 18, Front Cover to Block, 5-11
 Bolt, M6 x 40, Front Cover and W/P to Block, 5-12
 Bolt, M6 x 40, Front Cover to Block, 5-11
 Bolt, M6 x 45, Front Cover to Block, 5-11
 Bolt, M6 x 55, Tensioner to Block, 5-5
 Bolt, M8 x 16, 5-5
 Bolt, M8 x 20, 5-7, 5-12
 Bolt, M8 x 25, 5-10

Bolt, Main Bearing Cap, 5-3
 Bolt, Pulley to Crankshaft, M12 x 32, 5-7
 Bolt, Rocker Support, 5-5
 Bolt-Carrm 8X1.25 40 4.6 Pltd, 2-7
 Bolt-Eye, .25-20Th .25B 1.4L, 2-63
 Bolt-U, 1.13 Id, 3-29
 Bolt, 2-29, 4-9, 4-11, 5-9
 Boot - Circuit Breaker, 3-3
 Boot, Batt. Term. 1-2 Ga Black, 2-50, 2-51
 Boot, Batt. Term. 1-2 Ga Red, 2-50, 2-51
 Boot, Binary, 4-23
 Boot, Circuit Breaker, 3-65
 Boot, Circuitbreaker, 3-37
 Boot, Switch, Ignition, 2-25
 Boot, Switch, 2-25
 Boot-Circuit Breaker, 2-27, 3-23, 3-27
 Bracket Assy, Isolator, 2-63
 Bracket Sppt, Control Rod, 2-61
 Bracket Wldt, Engine, 2-31
 Bracket Wldt, Hpr Cvr Sprng, 2-71
 Bracket Wldt, Light, Rotating, 3-6, 3-7
 Bracket Wldt, LPG w/label, 2-47
 Bracket Wldt, Mtg, Motor, 3-59
 Bracket Wldt, Mtg, Steering, Lh, 2-23
 Bracket Wldt, Mtg, Steering, Rh, 2-23
 Bracket Wldt, Notched, 2-23
 Bracket Wldt, Support, Blower, 3-41
 Bracket Wldt, Valve, 2-23
 Bracket Wldt, Mtg, Eng, Rear, Rh, 2-31
 Bracket Wldt, Mtg, Eng, Rear, Lh, 2-31
 Bracket, Alarm, Back-Up, 3-11
 Bracket, Back-Up Alarm, 3-19
 Bracket, Cable Spring, 2-71
 Bracket, Cable, 3-61
 Bracket, Coil Mount, 5-15
 Bracket, Compressor Mtg, 3-36
 Bracket, Deflector, Eng Cover, 2-17
 Bracket, Deflector, 3-57
 Bracket, Door, 2-19
 Bracket, Drier, 4-23
 Bracket, Filter, Hold Down, 2-73
 Bracket, Flap, Recirculation, 2-7
 Bracket, Flasher, 2-99, 3-3, 3-11, 3-13
 Bracket, Grille, 2-13, 2-15
 Bracket, Gusset, Corner, Lh, 2-71
 Bracket, Gusset, Corner, Rh, 2-71
 Bracket, Inside, 2-11
 Bracket, Latch, Bolt, Eng Cover, 2-17
 Bracket, Latch, Bolt, 3-21
 Bracket, Latch, Door, 2-19
 Bracket, Latch, 2-17
 Bracket, Light, SBDC, 3-3
 Bracket, Motor, 2-77
 Bracket, Mounting Motor, 2-85
 Bracket, Mtg. Latch, 2-13
 Bracket, Mtg, Air Cleaner, 2-41
 Bracket, Mtg, Back-Up Alarm, 2-99
 Bracket, Mtg, Controller, Lpg, 2-39
 Bracket, Mtg, Hinge, Lh, 2-9
 Bracket, Mtg, Hinge, Rh, 2-8
 Bracket, Mtg, Latch, 2-15

Bracket, Mtg, Light, Ohg, 3-4, 3-5
 Bracket, Mtg, LPG, 2-47
 Bracket, Mtg, Relief Valve, 2-47
 Bracket, Mtg, Tube, 3-41
 Bracket, Mtg, Valve, 2-95
 Bracket, Mtg, Vaporizer, 2-37
 Bracket, Propel, 2-63
 Bracket, Radiator Mount, 2-49
 Bracket, Rear Grill Stop Bolt, 2-15
 Bracket, Retainer, 2-61
 Bracket, S Br Lift, 2-79
 Bracket, Sensor, Map, 2-33, 2-37, 2-39
 Bracket, Side Brush, 2-79
 Bracket, Speed Limiter, 2-61
 Bracket, Stop Bolt, Rear Grill, 2-13
 Bracket, Switch, 3-3
 Bracket, Tiedown, 3-59
 Bracket, Valve, 3-29
 Bracket, 2-11, 2-33, 2-35, 2-79, 2-81, 3-67
 Brake Assy, 2-57
 Brake Repair Kit, 2-57
 Brake Shoes, 2-57
 Breaker - Circuit, 15 Resetbl, 3-65
 Breaker-Circuit, 2.5 Resetbl, 2-27
 Breaker-Circuit, 15 Resetbl, 2-27, 3-23, 3-27
 Breather, Hyd, 20 Micron, 2-93
 Brg, Brake, 2-59
 Brg, Snap In - Nyliner .38 Id, 3-41
 Brush-Side Swp -23 Dia-Flatwire (Aux. Side Brush), 2-5
 Brush-Side Swp -23 Dia-Nylon (Aux. Side Brush), 2-5
 Brush-Side Swp -23 Dia-Poly (Aux. Side Brush), 2-5
 Brush-Side Swp -26 Dia-Flatwire, 2-5
 Brush-Side Swp -26 Dia-Nylon, 2-5
 Brush-Side Swp -26 Dia-Poly, 2-5
 Brush-Sweep Spl-45Lg-24 Single Row-Fiber and Wire, 2-5
 Brush-Sweep Spl-45Lg-24 Single Row-Nylon, 2-5
 Brush-Sweep Spl-45Lg-5 Double Row-Nylon, 2-5
 Brush-Sweep Spl-45Lg-8 Double Row-Nylon, 2-5
 Brush-Sweep Spl-45Lg-8 Double Row-Poly and Wire, 2-5
 Brush-Sweep Spl-45Lg-8 Double Row-Poly, 2-5
 Brush-Sweep Spl-45Lg-8 Double Row-Wire, 2-5
 Brush-Sweep Spl-45Lg-Wedg Poly, 2-5
 Bulb #53 12V, 3-3
 Bulb GE, 3-15
 Bulb, 12V .9A 15Cp#1004, 2-99, 3-11, 3-13
 Bulb, #194, 3-3
 Bulb, 12V .5A 4CP#1157, 2-7
 Bulb, General Electric, 3-4, 3-5, 3-6, 3-7, 3-8, 3-9
 Bulb, 3-23
 Bumper Wldt, Aux S Br, Front, 3-61

Bumper Wldt, Aux S Br, Rear, 3-61
 Bumper Wldt, Front, 2-71
 Bumper, Pressurizer, 3-27
 Bumper, Safety Arm, 2-75
 Bumper, Threaded, 2-63
 Bumper, 3-61
 Bushing, Flange, 3-67
 Bushing, Isolator-Inner,Rbr., 2-95
 Bushing, 4-19
 Button, Plug, 0.5h .03-.12 [Black Nyl], 2-27

C

Cab Dust Kit, 3-25
 Cab Wldt, 3-19
 Cable Assy, Push-Pull, 3-33, 3-35
 Cable, .06D X 5.75, 3-21
 Cable, 9" Bundle Dia, 2-7
 Cable, Battery, Neg 2 Ga 60.0L .41 Hole, 2-50
 Cable, Brake, Service, 2-57
 Cable, Choke, 2-33
 Cable, Cover, Safety, 2-71
 Cable, Door, Access, 3-21
 Cable, Lift, M Br, 2-81
 Cable, Lift, S Br, 2-79
 Cable, Motor Bracket, 3-59
 Cable, Parking Brake, 2-59
 Cable, 2-11, 3-61
 Cabletie Mount, Adhesive, 2-97, 2-99, 3-4, 3-5, 3-8, 3-9, 3-11, 3-13
 Cam, 2-63
 Camplate Ce, 4-3
 Camshaft, 5-5
 Cap Assembly, 4-19
 Cap, End, 4-20
 Cap, Fill, Oil/Pcv Breather, 2-29
 Cap, Gas, 2-45
 Cap, Hub, 2-57
 Cap, Hyd Reservoir W/dipstick, 2-93
 Cap, Radiator, 2-49
 Cap, Screw Cl, 4-12, 4-13
 Cap, Screw, 4-12, 4-13, 4-20
 Cap, Tube, 2-23
 Cap, Valve Stem, 2-55, 3-50
 Carburetor, Lpg, With Gasket, 2-35
 Carburetor, 2-33
 Cartridge, Solenoid Valve, 4-17
 Catch-No-Strike, 3-27
 Chain, Link#2/0, 5Links Plain, 2-7
 Chain,Jack#12, 09.0L 12Links, 3-43
 Chain, 5-5
 Channel Wldt, Corner Post, 2-13
 Channel Wldt, Heater, 3-29
 Channel Wldt, Support, 3-61
 Channel, Mtg, Radiator, 2-49
 Channel, Retainer, Seal, Rear, 2-7
 Chrome Pltd Cam Shft, 2-57
 Circuit Breaker, 15 Resetbl, 3-3
 Circuitbreaker, 15.0a, Resetable, 2-2, 3-37
 Circuitbreaker, 30.0a, 3-37
 Clamp - Cable, .69 Dia .62 Wth, 2-7

Clamp Assembly Dn, 2-41
 Clamp Wldt, Tube, Blower Wand, 3-41
 Clamp, Bridge, 4.0, 2-73
 Clamp, Cable .44D .62 Wide, 3-3
 Clamp, Cable .44D .62Wide, 3-15
 Clamp, Cable, 0.25 Dia 0.56 wth, 3-27
 Clamp, Cable, 2-65, 2-73
 Clamp, Hose, Double, .437 Hole, 3-61
 Clamp, Hose, Wormdrive, 0.56-1.06d, 2-39, 3-33, 3-35
 Clamp, Hose, Wormdrive, 1.31-3.25d, 4-23
 Clamp, Hose, 2-7, 2-15, 2-23, 2-77, 2-83, 3-59
 Clamp, Plug Wire, 2-33
 Clamp, Wormdrive, 2-33, 2-35, 2-73
 Clamp,Mounting,Cyclopac Aircl., 2-41
 Clamp-Cable, .69Dia .62Wth, 2-50, 2-51
 Clamp-Cable, 0.25Dia 0.56Wth, 2-45, 2-97
 Clamp-Cable, 0.38Dia 0.38Wth, 3-43
 Clamp-Cable, 0.38Dia 0.62Wth, 2-45
 Clamp-Cable, 0.56Dia 0.38Wth, 2-47
 Clamp-Cable, 0.69Dia 0.62Wth, 2-47
 Clamp-Cable, 1.00Dia .62Wth, 2-26
 Clamp-Cable, 1.50d 1.00w Stl, 2-93
 Clamp-Cable, 2.25Dia 1.00Wth, 2-15, 2-23
 Clamp-Cable, 2.50Dia 1.0Wth Ss, 2-53
 Clamp-Muffler,For 1.62 Od Tube, 2-43
 Clamp-Wormdrive, 0.25-0.62 D, 2-45
 Clamp-Wormdrive, 0.31 - 0.88D, 2-29
 Clamp-Wormdrive, 0.56 - 1.06D, 2-37, 3-29
 Clamp-Wormdrive, 1.06 - 2.00D, 2-49
 Clamp-Wormdrive, 1.62 - 3.50D, 3-41
 Clamp-Wormdrive, 1.81 - 2.75D, 2-41
 Clamp-Wormdrive, 3.56 - 4.50D, 3-41
 Clevis Wldt, Adj, .50pin 0.50-20, PI, 2-57
 Clevis, Adj, 0.38pin, 0.50 - 20, 2-57
 Clevis, Adjustable, 2-57
 Clip Safety, 2-71
 Clip, [Pine-Tree], .236h, Plstc, 2-27
 Clip, Cable, 2-57
 Clip, Keeper, Open, 2-31, 2-41, 2-51
 Clip, Pine-tree .236h Plastic, 2-26
 Clip, Safety, 3-59
 Clip, Spring, 2-17
 Clip-Finger Grip, 3-43
 Coil and Bracket Assembly, Ignition, 5-15
 Coil, Condenser, 4-23
 Coil, Evaporator, 4-24
 Coil, Heater, 4-24, 4-25
 Coil, 4-17
 Collar, Locking, 2-69
 Column, Steering, 2-23
 Compressor, Air-Cond, 3-36
 Cone, 4-19
 Connector,Outlet Cylinder Head w/gasket, 2-29
 Control Assy, Ignition Vsg4113, 2-37

CROSS REFERENCE

Control Unit (Replaced by 374127), 2-33, 2-35
Control, Ignition, 2-33
Controller, Lpg, 12vdc, 2-39
Cooler, Hyd 365, 2-15
Cord, Sponge, 2-2, 2-67
Core, Heater, 3-29
Coupling Assy, Flywheel, 2-31
Coupling, Quickdisc., Shwd, 2-47
Cover and Seal Assembly, Cylinder Front, 5-11
Cover Weldt, Engine, Blower Wand, 3-41
Cover Wldt, Engine, 2-17
Cover Wldt, Press & Alarm, 3-13
Cover Wldt, Pressurizer, w/Back-Up Alarm, 3-27
Cover Wldt, Sppt, Seat, 2-11
Cover Wldt, 3-23
Cover, Battery, LPG, 2-51
Cover, Bracket, Armrest, 3-21
Cover, Filter Panel, 2-73
Cover, Heater, 3-29
Cover, Hopper, 2-71
Cover, O-Ring Ce, 4-3
Cover, Rocker Arm, 5-2
Cover, Rocker Switch Seal, 3-23, 3-27, 3-29, 3-65
Cover, Rocker Switch, 3-37
Cover, Steering, 2-23
Cover, Terminal, 2-31
Cover, Trunion Ce, 4-3
Cover, 2-29, 3-67, 4-3
Cplt Brush Kit Md, 2-42
Crankshaft Assembly, 5-7
Cup Assembly Dn, 2-41
Cylinder, Hydraulic, 4-21, 4-22
Cylinder-Hyd (See Breakdowns), 2-53, 2-75
Cylinder-Hyd, 2.0X 4.0Da2500Psi, 2-69

D

Dampner, Engine, 2-31
Dashpot, 4-11
Description, 2-27, 2-33, 2-43, 3-17
Detent Adaptr, 4-19
Diffuser, Air, 3-30
Door Wldt, Brush, Lh, 2-9
Door Wldt, Brush, Rh, 2-8
Door Wldt, Cab, 3-21
Door Wldt, Dump, 2-67
Door Wldt, 2-19
Door, Dust, 2-69
Dowel Pin, Connecting Rod, 5-7
Dowel, Cylinder Head to Block, 5-2
Dowel, Cyl. Block To Flywhl. Hsg., 2-31
Dowel, 5-5, 5-16
Draincock, End. Block, 2-49
Drier, 4-23
Drive Gear Assembly, 4-5
Drive, 4-9, 4-11, 4-12, 4-13, 4-14, 4-15, 4-16, 4-20
Duct, Air Pkg, 3-30

Duct, Outlet, Blower Wand, 3-41
Duct, Transition, Doorside, 3-30
Duct, Transition, Windowside, 3-30
Duct, Upright, Doorside, 3-30
Duct, Upright, Windowside, 3-30
Duct, Vinyl .75x1.50x48.0 .75D, 3-3
Duct, Vinyl (Cut in 2), 2-71
Duct, Vinyl 10.0 In., 3-5
Duct, Vinyl 10.0 In, 3-4
Duct, Vinyl 16.0 In., 3-8, 3-9
Duct, Vinyl 24.0, 3-19
Duct, Vinyl 26.0 In., 3-4, 3-5, 3-8, 3-9
Duct, Vinyl 3.5 In., 3-6, 3-7
Duct, Vinyl 6.0 In., 3-4, 3-5
Dust Control Kit, Sidebrush (Metal), 3-67

E

Element, Air Filter, 2-2, 2-41
Element, Fitr, Air, 2-41
End Cap, 4-14, 4-15, 4-16
Engine Assy, Vsg-413-89, 2-29
Engine Gasket Kit, Complete, 5-13
Engine Gasket Kit, Upper, 5-13
Engine, Vsg-413 (See Engine Breakdown), 2-29
Extinguisher Kit Fire 355L, 3-47
Extinguisher, Fire, 3-47

F

Fan Assy, Defroster, 3-29
Fan Wldt, Vac w/gaskets, 2-85
Fan Wldt, Vac, Inlet w/gasket, 2-85
Fan Wldt, Vac, Transition, 2-85
Fan, 12volt, 4-23
Fan, Pusher, 2-42
Fastener, Clip-Louver, 3-27
Filter Assy, Spin-On 10Micron, 2-15
Filter Element Ph, 2-2, 2-15
Filter Pkg, Dust, Panel, 94plts, 2-73
Filter, Air, 4-24, 4-25, 4-26
Filter, Dust, Panel, Perma Filter, 2-65
Filter, Eng Oil, Spin-On, 2-2, 2-29
Filter, Engine Oil, 5-9
Filter, Fuel, 2-2, 2-33
Filter, Fuelock, 2-37
Filter, Panel 5.25 X 18.5 X 2, 3-27
Fitting, Brass, Elbow, 2-35
Fitting, Brs, E45, Pm06/Pf06, 2-39
Fitting, Brs, E90, Em10/Pm06, 2-39
Fitting, Brs, E90, Pm04/Pf04, 2-39
Fitting, Brs, E90, Pm08/Sm08, 2-39
Fitting, Brs, Str, Em10/Pm06, 2-39
Fitting, Condenser, Left, 4-23
Fitting, Elbow, 2-33
Fitting, Flushing Tee, 3-29
Fitting, Hyd, E90, Swivel Pf04/Pm04, 2-39
Fitting, Pipe, Plug, Pm08 Sq Head, 2-39
Fitting, Pipe, Str, Pm04/Pf02, 2-39
Fitting, Schrader, 4-23
Fitting, Special, 2-35

Flange Mounting, 4-12, 4-13
Flange, Mounting, 4-14, 4-15, 4-16
Flange, Brg, 3 Hole, 2-83
Flap, Tire-Tube ,570/500-8, 3-50
Flap, Tube, 2-55
Flasher, 12V, 2-99, 3-11, 3-13
Flasher, Heavy Duty, 3-3
Fluid, Hyd Oil, Shp 15/40 1Gal, 2-2
Flywheel and Ring Gear Assembly, 5-16
Foam, Acoustic, Hopper, 2-73
Foam, Door, Engine, Side, 2-19
Foam, Engine Cover, Bottom, 2-17
Foam, Engine Cover, 2-17
Frame Wldt, Main, 2-7
Front Plate Assy, 4-7
Ftg."Y".62 Id Hose - Heater, 3-29
Ftg, Breather, 2-97
Ftg, Grease .25-28Th Strt .63L, 2-69
Ftg, Grease.25-28Th Strt .63L, 2-53
Ftg, Bulkhead .25Npt Wh W21204, 2-47
Ftg, Pipe, Nip. Blk1.25Ptx2.0Lg L, 2-29
Ftg-Brs E90 Em10/Pm06, 2-37
Ftg-Brs E90 EM10/Pm08, 3-29
Ftg-Brs E90 If05/Pm02, 2-45
Ftg-Brs E90 Pm08/Sm08, 2-37
Ftg-Brs E90, 2-45
Ftg-Brs Str Bm03/Pm02, 2-37, 2-97
Ftg-Brs Str Em10/Pm06, 3-29
Ftg-Brs Str, 2-45, 2-73
Ftg-EI90 Npt/Npt 04Pf/04Pm, 2-47
Ftg-EI90 Npt/Npt S04Pf-04Pm, 2-37
Ftg-Hyd Brass Npt/Npt 06Pm/06P, 2-37
Ftg-Hyd Cap Jf06, 2-29
Ftg-Hyd E45 Jm04/Jf04, 2-69
Ftg-Hyd E45 Jm06/Om06, 2-23
Ftg-Hyd E45 Jm12/Om12, 2-15
Ftg-Hyd E45 PM04/PF04, 2-47
Ftg-Hyd E90 Jm12/Jf12, 2-86
Ftg-Hyd E90 Jm04/Jf04, 2-95
Ftg-Hyd E90 Jm04/Om04, 2-69, 2-75
Ftg-Hyd E90 Jm06/Jf06, 2-29, 2-77
Ftg-Hyd E90 Jm06/Om06, 2-53
Ftg-Hyd E90 Jm08/Om08, 2-86, 2-95, 2-96
Ftg-Hyd E90 Jm08/Om10, 2-93
Ftg-Hyd E90 Jm10/Jf10, 2-95
Ftg-Hyd E90 Jm10/Om08, 2-95
Ftg-Hyd E90 Jm10/Om12, 2-96
Ftg-Hyd E90 Jm12/Om12, 2-15
Ftg-Hyd E90 Pm04/Jm06, 2-37
Ftg-Hyd E90 Spcl, 2-35
Ftg-Hyd Plg Jm08, 2-93
Ftg-Hyd Rst Jm04/.047, 2-75
Ftg-Hyd Ste Jm04/Om04, 2-53
Ftg-Hyd Ste Jm04/Om06, 2-53
Ftg-Hyd Str Jm10/Jf12, 2-86
Ftg-Hyd Str Jm12/Om08, 2-86
Ftg-Hyd Str Jm04/Jf06, 2-96
Ftg-Hyd Str Jm04/Jf08, 2-95, 2-96
Ftg-Hyd Str Jm04/Om04, 2-69
Ftg-Hyd Str Jm04/Om06, 2-95
Ftg-Hyd Str Jm06/Jf10, 2-95
Ftg-Hyd Str Jm06/Jm06, 3-59

Ftg-Hyd Str Jm06/Om06, 2-93
 Ftg-Hyd Str Jm06/Om08, 2-83
 Ftg-Hyd Str Jm06/Om10, 2-77, 2-96, 3-59
 Ftg-Hyd Str Jm06Om06L, 2-95
 Ftg-Hyd Str Jm08/Jf12, 2-93
 Ftg-Hyd Str Jm08/Om08, 2-83
 Ftg-Hyd Str Jm08/Om10, 2-96
 Ftg-Hyd Str Jm10/Om12, 2-53, 2-96
 Ftg-Hyd Str Jm20/Om20, 2-93, 2-96
 Ftg-Hyd Str Pm04/Pf02, 2-29, 2-37
 Ftg-Hyd Str Special Om06/Om06, 2-95
 Ftg-Hyd Tee Jm04Omjm, 2-86
 Ftg-Hyd Tee Jm12JmJf, 2-86
 Ftg-Hyd Tee Jm04Jmbjm, 2-69
 Ftg-Hyd Tee Jm06Jmom, 2-95
 Ftg-Hyd Tee Jm06Omjm, 2-96
 Ftg-Hyd Tee Jm08Jfjm, 2-96
 Ftg-Hyd Tee Jm08jmjf, 2-95
 Ftg-Hyd Tee Jm10JfJm, 2-95
 Ftg-Hyd Tee Jm12Jmom, 2-93
 Ftg-Hyd Tee Special Of06Of0f, 2-95
 Ftg-Metric Str Omm14/Jm06, 2-29
 Ftg-Plug Npt 02Pm Sq Hd, 2-45
 Ftg-Str Npt/Npt 04Pf-04Pm, 2-47
 Ftg-Str Npt/Npt 06Pf-08Pm, 3-29
 Ftg-Tee Npt 04Pm- 04Pf- 04Pf, 2-37, 2-47
 Fuelline,.375 Od, 2-37
 Fuelline, 2-45

G

Gas Cap, Protectoseal, 3-45
 Gasket - Thermostat Hsg, 2-29
 Gasket, Cylinder Head, 5-2
 Gasket, Exhaust Manifold, 5-10
 Gasket, Front Cover, 5-11
 Gasket, Fuel Pump 1.1-1.6Liter, 2-29
 Gasket, Intake Manifold, 5-10
 Gasket, Oil Drain Plug, 5-9
 Gasket, Oil Pump to Block, 5-9
 Gasket, Rear Retainer, 5-7
 Gasket, Rocker Arm Cover, 5-2
 Gasket, Water Pump, 5-12
 Gasket, 2-2, 2-33, 2-35, 2-45
 Gear, Drive, 4-7
 Gear, Idler, 4-5, 4-7
 Gear, idler, 4-7
 Gear, Slip Fit, 4-5
 Gear, 4-5, 4-7, 5-9
 Geroler, 4-9, 4-11
 Geroter & Coupler, 4-3
 Gerotor Set, 4-12, 4-13, 4-14, 4-15, 4-16, 4-20
 Glass, Sight, 4-23
 Governor, Gas, 2-33
 Governor, Lpg, 2-35
 Grille, Left, 2-15
 Grille, Right, (Gasoline), 2-13
 Grille, Right, (LPG), 2-13
 Grom.,Rbr,1.06Id,For.19Matl L, 3-61
 Grommet, Rbr, 0.69 ID, 2-99, 3-4, 3-5, 3-6, 3-7, 3-8, 3-9, 3-11, 3-13

Grommet, Rbr, 0.69id, F/ 0.1h, .25matl, 3-37
 Grommet, Rubber, 3-19
 Grommet,Rbr, 0.38 In, 3-23, 3-29
 Grommet,Rbr, 0.56 In, 3-8, 3-9, 3-11, 3-13
 Grommet,Rbr,0.25Id,For .09Matl, 2-25
 Grommet,Rbr,0.56Id,For .13Matl, 2-99, 3-6, 3-7
 Grommet,Rbr,0.62Id,For .06Matl, 2-97
 Grommet,Rbr,0.63Id,For .13Matl, 3-4, 3-5
 Grommet,Rbr,0.69Id,For .25Matl, 3-27
 Grommet,Rbr,1.06Id,For .19Matl, 2-71
 Grommet,Rbr,1.50Id,For .19Matl, 2-49
 Grommet,Rbr,1.62Id,For .13Matl, 2-23
 Guard Kit, 355L, 2-21
 Guard Wldt, Brush, 3-59
 Guard Wldt, Lights, Revl&Flsh, 3-6, 3-7
 Guard Wldt, Ohg, Top, 2-21
 Guard, Brush, 2-77, 3-59
 Guard, Fan, W/Label, Gas, 2-49
 Guard, String, Brush Motor, 2-77
 Guard, String, Motor, Brush, 3-59

H

Handle Assy, Latch, Eng Cover, 2-17
 Handle, Control Valve, Bent, 2-95
 Handle, Control Valve, Straight, 2-95
 Handle, Grab, 3-41
 Handle, Lift, Brush, 2-73
 Handle, Paddle, 3-21
 Handle, Safety Arm, 2-75
 Harness, AC 6500/6550, 3-38
 Harness, Adapter, B/u Alarm, 2-99, 3-11, 3-13
 Harness, Alarm, Backup, 2-99, 3-11, 3-13
 Harness, Aux Side Brush, 3-63
 Harness, Cab, 3-19
 Harness, Engine Vsg411/413, 2-112
 Harness, Engine, Gas/LPG, 2-112
 Harness, Fuel, Gas/Die 355L, 2-112
 Harness, Hopper, 2-112
 Harness, Horn, 2-112
 Harness, Jumper, 2-112
 Harness, Main, Gas/LPG 6500L, 2-112
 Harness, Revolv Light, Cab,Ohg, 3-4, 3-5, 3-8, 3-9
 Harness, Turn Signal, 3-3
 Harness, Wire, Hazard, 3-6, 3-7
 Harness, Wire, Shaker Motor 6500/6550, 2-112
 Head Assembly, Cylinder, 5-2
 Headlight Assy,210G, 2-99, 3-11, 3-13
 Headlight, 12V.Rect., 2-71
 Headliner, Plenum, 3-30
 Heater Kit 355L, 3-29
 High Alt Vaporizer Spring Im, 2-37
 Hinge Wldt, Cab Door, 3-21
 Hinge Wldt, Door, Engine, 2-19
 Hinge Wldt, Engine Cover, Lh, 2-85
 Hinge Wldt, Engine Cover, Rh, 2-85
 Hinge Wldt, Long Pin, 3-21
 Hinge Wldt, Short Pin, 3-21

Hinge, Coverhopper, 2-71
 Hinge, Door, Brush, 2-8, 2-9
 Hook, Spring, 3-61
 Hopper Wldt, 6550 Ss, 3-55
 Hopper Wldt, 2-65
 Horn Assy, Back-Up Alarm, 2-99, 3-11, 3-13
 Horn, 12V, 2-7
 Hose Assy, Reduced Barrier, Air-Cond, 3-35
 Hose Rbr,0.38 Idx .062D 12.0Lg, 2-29
 Hose Vac.,Rubber, .16Id,28.0L, 2-37, 2-39
 Hose, Fuelline, 2-45
 Hose, Heater (Cut in 2), 3-29
 Hose, Heater, (Cut in 2), 3-33, 3-35
 Hose, Heater, 0.62id 74l, 3-33, 3-35
 Hose, Heater, E90, 0.62id 09.5 4.0, 2-39
 Hose, Heater, E90, 0.62id 24.0 4.0, 2-39
 Hose, Heater, 2-33, 2-37
 Hose, Lpg, 4Lpg X 35.0Lg, 2-47
 Hose, Lpg, Med05, Pm04str/Sm04str, 55.0l, 2-39
 Hose, Lpg, Med08, Jf12str/Jf12e90, 17.0l, 2-39
 Hose, LPG, Spl, .25 I.D. 55.0L, 2-37
 Hose, Molded, Air Intake, 2-41
 Hose, Molded, 2-33, 2-35
 Hose, Radiator, Upper, 2-49
 Hose, Radiator, 2-49
 Hose, Rbr, 3-41
 Hose, Reducer, 3-41
 Hose, Vacuum .16 Id X 19.0 Lg, 2-37
 Hose, Vacuum, 2-33, 2-73, 2-97
 Hose,.62 Idx60.00 Lng, Heater, 3-29
 Hose& Cuff Assy,Vinyl3.0Idx 24, 3-41
 Hose&2Cuff Assy,Vinyl2.0Id10Ft, 3-43
 Hose-Hyd Low04 Jf/J4, 2-91
 Hose-Hyd Low06 Jf/J4, 2-91
 Hose-Hyd Low08 Jf/J4, 2-91
 Hose-Hyd Low08 Jf/Jf, 2-93
 Hose-Hyd Low12 Jf/Jf, 2-91
 Hose-Hyd Med04 Jf/J4, 2-91
 Hose-Hyd Med04 Jf/J9, 2-91
 Hose-Hyd Med04 Jf/Jf, 2-91
 Hose-Hyd Med06 Jf/J9, 2-91
 Hose-Hyd Med06 Jf/Jf, 2-91
 Hose-Hyd Med06 Jf/J9, 3-59
 Hose-Hyd Med08 Jf/J9, 2-91
 Hose-Hyd Med08 Jf/Jl9, 2-91
 Hose-Hyd Med10 Jf/J4, 2-91
 Hose-Hyd Med10 Jf/J9, 2-91
 Hose-Hyd Med10 Jf/Jl9, 2-91
 Hose-Hyd Med12 Jf/J9, 2-91
 Hose-Hyd Med12 Jf/Jl9, 2-91
 Hose-Hyd Suc20 Jf/J4, 2-91
 Hose-Lpg Med08 Spcl S08jf/08j9, 2-37
 Housing Assy Pkg, Evaporator/Heater (See Breakdowns), 3-35
 Housing Assy Pkg, Evaporator/Heater, 4-24
 Housing Assy Pkg, Pressurizer (See Breakdowns), 3-31
 Housing Assy Pkg, Pressurizer, 4-26

CROSS REFERENCE

Housing Assy, Pkg, Condenser/Fan (See Breakdowns), 3-35
Housing Assy, Pkg, Condenser/Fan, 4-23
Housing Assy, Pkg, Heater (See Breakdowns), 3-33
Housing Assy, Pkg, Heater, 4-25
Housing Cl, 4-12, 4-13
Housing Wldt, Coil/Blower, 4-24, 4-25, 4-26
Housing Wldt, Filter, 3-27
Housing, Assy, 4-9, 4-11
Housing, Brg, 4-9, 4-11
Housing, Condenser/Fan, 4-23
Housing, Flywheel, 2-31
Housing, Headlight, 2-71
Housing, Sppt, Wheel, 2-53
Housing, 4-14, 4-15, 4-16
Hub & Stud Assy, 2-53
Hub Assy, Brush Arm, 2-83
Hub, Brush Adaptor, 1.00B, 3-59
Hub, Brush Adaptor, 2-77
Hub, Pivot, 2-69

I

Impeller 9.00 Dia., 2-85
Indicator, Oil Level, 5-9
Indicator, Service, Air Filter, 2-41
Insert, Exhaust Valve Seat, 5-2
Insert, Intake Valve Seat, 5-2
Insulation, Acoustic, Engine Cover, 2-17, 2-85
Insulation, Acoustic, Firewall, 2-7
Insulation, Acoustic, Hopper, 2-65
Insulation, Acoustic, Panel, 2-11
Insulation, Acoustic, Plate, 2-11
Insulation, Acoustic, Seat, 2-11
Insulation, Acoustic, 2-26, 3-19
Insulation, Foam, 2-73, 3-67
Insulation, S/Foam, Rear, 3-17
Insulation, S/Foam Door, 3-17
Insulation, S/Foam Rear (Replc by 375311), 3-17
Insulation, S/Foam, Panel, 3-17
Insulation, S/Foam, Roof, 3-17
Insulation, S/Foam, Side Lh, 3-17
Insulation, S/Foam, Side Rh, 3-17
Isolator Assy, Valve, 2-95
Isolator, Vibration .37 Dia, 2-85
Isolator-Vibration, 125lb. Rating, 2-43
Isolator-Vibration, 60 Lb. Rating, 2-49, 2-85

K

Key Set, Switch Ku, 2-25
Key, Round, 4-5
Key, Switch, Set Of Two, 2-2
Key, Woodruff, 5-7
Key-Wdruff 0.25 1.00 Asa#0808, 4-12, 4-13
Key, 4-3, 4-7, 4-9, 4-11, 4-17
key, 4-7

Kit, Carburetor, 2-33
Kit, Detent I&O, 4-19
Kit, Detent In, 4-19
Kit, Detent Out, 4-19
Kit, Filter, Surface Load, 98 Plts (Option), 2-73
Kit, Filter, Synthetic (Option), 2-73
Kit, Fltr, Fine Particle, 2-2
Kit, Maintenance, 800Hr, 2-2
Kit, Oil Pan Gasket, 5-9
Kit, Repair, Vaporizer, F/383170, 2-39
Kit, Replmt, Connector, Cable, Brake, 2-57
Kit, Replmt, Control, Govnr, [All Purps], 2-33, 2-35
Kit, Replmt, Seal, 2-2
Kit, Seal, Hyd, Pump, 4-5
Kit, Seal, Hyd, Valve, 2-2
Kit, Seal, Hyd, 2-2
Knob, 1.375 Dia, Black, 2-95
Knob, Adjusting, 2-79, 2-81
Knob, Black, M8, 3-41
Knob, Tapered M8, 2-23
Knob, Tapered, 2-79, 2-81

L

Label Kit, Complete, 6500L, 2-113
Label Set, Info & Hazard 6500L, 2-113
Label Set, Operational 355L, 3-41
Label Set, Operational 6500L, 2-113
Label, Air Cond On-Off, 3-37
Label, Aux Side Brush, 3-65
Label, Heat On-Off, 3-33, 3-35
Label, Numerals 6550, 2-113
Label, Operational, Cab, 3-23
Label, Spec, Air-Cond, 3-35
Label, Tennant Logo- 10.0 Blue, 2-71
Latch Assy, LPG Tank Mtg, W/Nut, 2-47
Latch, Bolt, 2-8, 2-9, 2-13, 2-15, 2-17
Latch, Draw, Flexible, 3-56
Latch, Hook, Lh, 2-9, 2-15
Latch, Hook, RH, 2-13
Latch, Hook, Rh, 2-8
Latch, Ss, 4-24, 4-25, 4-26
Latch, 2-17, 2-19, 2-83, 3-21
Lens, Flashing Lite Fr207 Amber, 3-4, 3-6, 3-8
Lens, Flashing Lite Fr207 Blue, 3-4, 3-6, 3-8
Lens, Flashing Lite Fr207 Red, 3-4, 3-6, 3-8
Lens, Rev. Light, Amber, 3-5, 3-7, 3-9
Lens, Rev. Light, Blue, 3-5, 3-7, 3-9
Lens, Rev. Light, Red, 3-5, 3-7, 3-9
Lever Wldt, Baffle, Blowr Wand, 3-41
Lever Wldt, M Br, 2-81
Lever Wldt, S Br, 2-79
Lever Wldt, Tilt, 2-23
Lever, Brake, 2-59
Lever, Door Release, 3-21
Light Assy Mark/Yel 12V- . A, 3-3
Light Assy Work/Clr 12V- . A, 3-15
Light Assy, Dome, 3-23
Light Kit Flsh 355L Cab, 3-8

Light Kit Flsh 355L Lrc, 3-6
Light Kit Flsh 355L Ohg, 3-4
Light Kit Revl 355L Cab, 3-9
Light Kit Revl 355L Lrc, 3-7
Light Kit Revl 355L Ohg, 3-5
Light Kit Sgnl 355L, 3-3
Light Kit, Side Brush 355L, 3-15
Light, Flashing, Amber, 12V-Re, 3-4, 3-6, 3-8
Light, Rev. Amber 12V-Reworked, 3-5, 3-7, 3-9
Liner, Cylinder, 5-3
Link Assy, Valve Handle, 2-95
Linkage Kit, 2-33, 2-35
Lock, Valve Spring, 5-2
Louver Assy, 3-27

M

Magnet, Drive Brush, 3-41
Main Bearing, Crankshaft, Lower 0.015 OS OD, 0.010 US ID, 5-7
Main Bearing, Crankshaft, Lower 0.015 OS OD, 0.020 US ID, 5-7
Main Bearing, Crankshaft, Lower 0.015 OS OD, Std ID, 5-7
Main Bearing, Crankshaft, Lower Std OD, 0.005 US ID, 5-7
Main Bearing, Crankshaft, Lower Std OD, 0.010 US ID, 5-7
Main Bearing, Crankshaft, Lower Std OD, 0.020 US ID, 5-7
Main Bearing, Crankshaft, Lower Std OD, 0.030 US ID, 5-7
Main Bearing, Crankshaft, Lower Std OD, Std ID, 5-7
Main Bearing, Crankshaft, Upper 0.015 OS OD, 0.010 US ID, 5-7
Main Bearing, Crankshaft, Upper 0.015 OS OD, 0.020 US ID, 5-7
Main Bearing, Crankshaft, Upper 0.015 OS OD, Std ID, 5-7
Main Bearing, Crankshaft, Upper Std OD, 0.005 US ID, 5-7
Main Bearing, Crankshaft, Upper Std OD, 0.010 US ID, 5-7
Main Bearing, Crankshaft, Upper Std OD, 0.030 US ID, 5-7
Main Bearing, Crankshaft, Upper Std OD, Std ID, 5-7
Main Bearing, Crankshaft, Upper Std OD, 0.020 US ID, 5-7
Maint Kit, Seals 355L, 2-3
Maint Kit, Skirts 355L, 2-2
Manifld Insert, 5-10
Manifold, Exhaust, 2-29
Manifold, Intake, 5-10
Manual Op/Mt 6550 French, 3-68
Manual Op/Mt 6550 JP, 3-68
Manual Op/Mt 6550 Spanish, 3-68
Manual Pkg 6550, 3-68
Manual Service 6500/6550, 3-68

Manual, Cd-Rom, Oprtr & Parts, All [Na], 3-68
 Manual, Cd-Rom, Service, 3-68
 Manual-Fiche Pkg 6550G, 3-68
 Module, Control, Ignition, 2-33, 2-37, 2-39
 Module, Shaker, 12V, 2-73
 Molding, Trim 11-14Ga 7.50, 2-71
 Molding, Trim 11-14Ga 14.20, 2-11
 Molding, Trim 11-14Ga 22.80, 2-11
 Molding, Trim 11-14Ga 25.62, 2-7
 Molding, Trim 11-14Ga 10.00, 2-23
 Molding, Trim 11-14Ga 5.75, 2-23
 Molding, Trim, .08-.11 07.50, 3-35
 Molding, Trim, .08-.11 17.75, 3-61
 Motor Assy, Heater W/Fan, 3-29
 Motor, Hyd Gear In (See Breakdowns), 3-59
 Motor, Hyd Gear In 02.8 B 1500, 4-12
 Motor, Hyd Gear In 19.0 B 3000, 4-9, 4-11
 Motor, Hyd Gear Replaced by 374628 (See Breakdowns), 3-59
 Motor, Hyd Gear, 4-13
 Motor, Hydraulic, 4-14, 4-15, 4-16, 4-17
 Motor-Ele 12V, Wiper, Windshld, 3-23
 Motor-Hyd Gear (See Breakdowns), 2-53, 2-77, 2-83, 2-86
 Muffler, Exhaust, 2-43
 Muffler, Spark Arresting, 3-46

N

Nut Hx Stover M 8X1.25, 2-29
 Nut Speed, Retainer, 8-32 Thd, 2-99, 3-11, 3-13
 Nut, Adjustable, LPG Tank Mtg, 2-47
 Nut, Hex, Flange, M08-1.25, 2-65
 Nut, Hex, Flange, M8, 3-67
 Nut, Hex, Jam, .50-20, 2-57
 Nut, Hex, Lock, .31-18, NI, 2-71
 Nut, Hex, Lock, .38-16, NI, 3-36
 Nut, Hex, Lock, M04x0.7, NI, 3-43
 Nut, Hex, Lock, M05-0.8, NI, Ss, 2-69
 Nut, Hex, Lock, M06 X 1.0, NI, 2-33, 2-37, 2-39
 Nut, Hex, Lock, M06-1.0, NI, Ss, 2-65, 2-67, 2-69, 2-71
 Nut, Hex, Lock, M08-1.25, NI, Ss, 2-7, 2-65
 Nut, Hex, M10, 3-67
 Nut, Hex, M8, 2-43
 Nut, Hex, Std, M12 X 1.75, 2-57
 Nut, Hx Stover M8 x 1.25, 5-10
 Nut, Hxlocnyln M10x1.5, 2-55
 Nut, Isolator, .25-20 Wall Thk .031-.187, 3-23
 Nut, Retainer R/.312 Dia, 2-75
 Nut, U M 6X1.0 Pltd, 2-17
 Nut, U M 6X1.0 Pltd, 2-25
 Nut, U M 8X1.25 Pltd, 2-11
 Nut, U M6 X 1.0, 3-23
 Nut, Wheel, .50-20 X 60 Angle, 2-2
 Nut, Wing .44-20 Special, 2-41
 Nut, Wing, 2-51
 Nut-Hx Jam M10x1.5 Ss, 2-79, 2-81

Nut-Hx Jam M20x1.5 4 Pltd, 2-23
 Nut-Hx Stdss M10x1.5 Left, 2-63
 Nut-Hxlocnyln .25-20 Thin Pltd, 2-61
 Nut-Hxlocnyln .38-16 Thin Pltd, 2-63
 Nut-Hxlocnyln M 6X1.0 Reg Ss, 2-2, 2-3
 Nut-Hxlocnyln M 8X1.25 Reg Ss, 2-3
 Nut-Hxlocnyln M6 x 1.0 Regss, 2-59
 Nut-Hxslot 1.00-20 Pltd, 2-57
 Nut-Hxslot 1.12-18 Pltd, 2-53
 Nut-Hxslot .75-16 Pltd, 4-12, 4-13
 Nut-Wheel .50-20 60 Angle, 2-53
 Nut, 4-9, 4-11

O

O-Ring Gland, 2-96
 Oil Pan and Plug, 5-9
 Output Shaft, 4-14, 4-15, 4-16

P

Pad, Rubber, Hose Clamp, 3-61
 Pad, Rubber, 2-59, 3-41
 Pad, Tank, Hyd, 2-93
 Pad, Tread, 2-11, 2-61
 Pad, 2-59
 Pan Gasket Kit, 5-13
 Panel Assy, Instr, 2-25
 Panel Assy, Instrument w/label, 2-26
 Panel Wldt, Sppt, Seat, 2-11
 Panel Wldt, 2-47
 Panel, Engine, 2-7
 Panel, Filler, Upper, 2-11
 Panel, Inside, 2-11
 Panel, Mtg, Pressurizer, 3-27
 Panel, Support, 2-79
 Panel, Switch, Cab, 3-23
 Pedal, Propel, Adjustable, Lower w/tread, 2-61
 Pedal, Propel, Adjustable, Upper w/tread, 2-61
 Performance Pkg 400Hr Gas 355L, 2-2
 Performance Pkg 400Hr LPG 355L, 2-2
 Pin Assy, Clevis, Hopper Lift, 2-75
 Pin Assy, Side Brush W/Clip, 2-77, 3-59
 Pin Clevis .375 Dia X 1.13 Lg, 2-57, 2-59, 2-81
 Pin, Arm, Safety, 2-75
 Pin, Clevis .31 Dia X 4.50 Lg, 2-61
 Pin, Clevis .50 Dia X 4.50 Lg, 2-61
 Pin, Clevis .75 Dia X 5.5 Lg, 2-77
 Pin, Clevis, 0.37 Dia X 3.00L, 3-21
 Pin, Clevis, 0.50 D X 1.25l, 2-57
 Pin, Clevis, 3-67
 Pin, Cotter, .094 X 0.75, 2-57
 Pin, Cotter, .125 X 1.00, 2-57
 Pin, Cotter, 2.3 mm, 5-5
 Pin, Cotter, 2-69
 Pin, Dowel Ce, 4-3
 Pin, Drive Gear, 5-9
 Pin, Grooved, 2-75
 Pin, Hair Cotter, 2-61, 2-77, 3-67

Pin, Lh, 2-75
 Pin, Pivot, Upper, 2-13, 2-15
 Pin, Rh, 2-75
 Pin, Wheel Support, Rear, 2-53
 Pin, Clevis, .19 Dia X .50 Lg, 3-61
 Pin, Clevis, 0.25 Dia X 2.44 Lg, 2-23
 Pin, Clevis, 0.37 Dia X 1.00 Lg, 2-57
 Pin, Clevis, 0.37 Dia X 1.50 Lg, 2-79
 Pin, Clevis, 0.37 Dia X 2.00 Lg, 2-79
 Pin, Clevis, 0.37 Dia X 2.12 Lg, 2-61
 Pin, Clevis, 0.37 Dia X 3.00 Lg, 2-23
 Pin, Clevis, 0.50 Dia X 1.25 Lg, 2-69
 Pin, Clevis, 0.50 Dia X 2.00 Lg, 2-69
 Pin, Clevis, 0.50 Dia X 2.25 Lg, 2-69
 Pin, Clevis, 0.50 Dia X 2.50 Lg, 3-61
 Pin, Clevis, 0.50 Dia X 3.00 Lg, 3-59
 Pin, Clevis, 0.50 Dia X 5.00 Lg, 2-77, 3-59
 Pin, Clevis, 0.50 Dia X 5.50 Lg, 2-77, 3-59
 Pin, Hair Cotter #Lhcot-2, Leitk, 2-11
 Pin, Roll, .09Odx0.75L, .094/.097, 3-41
 Pin, Roll, .18Odx1.25L, .187/.192, 2-69
 Pin, Roll, .38Odx2.00L, .375/.382, 2-69, 2-83
 Pin-Grvd, 1.00D 3.0L2/ 2.71Btwn, 2-75
 Pin, 4-20, 5-5
 Piston, Pin and Ring Assembly, Std, 5-7
 Piston, Pin and Ring Assembly,, 5-7
 Piston, 4-11
 Pivot Assy, S Br, 2-77
 Pivot Wldt, Actuator, 3-61
 Pivot Wldt, 3-61
 Plate - Hose Support, 2-53
 Plate Wldt, Blower Wand, 3-41
 Plate Wldt, Cover, Bottom, 2-17
 Plate Wldt, Sprngbrkt Backing, 2-71
 Plate, Adapter, 4-5, 4-7
 Plate, Back, 4-5
 Plate, Backing, Handle, 3-41
 Plate, Circuit Breaker, 2-27
 Plate, Cover, 3-19
 Plate, Deflector, Eng Cover, 2-17
 Plate, Deflector, Engine Cover, 2-17
 Plate, Deflector, 3-57
 Plate, Filler, 2-49
 Plate, Floor w/tread, 2-11
 Plate, Front, 4-5
 Plate, Light Mtg., 3-4, 3-5
 Plate, Mtg, Latch, 2-83
 Plate, Mtg, Main Brush Shaft, 2-83
 Plate, Mtg, Wiper Kit, 3-23
 Plate, Panel, Shaker, 2-73
 Plate, Reinforcement-Ignition, 2-25
 Plate, Retainer, Front, Lh, 2-3
 Plate, Retainer, Lh, 2-3
 Plate, Retainer, 2-67, 3-67
 Plate, Seal, Sppt, Seat, 3-19
 Plate, Seal, 2-83
 Plate, Spacer, Magnet, 3-41
 Plate, Spacer, 3-67
 Plate, Thrust, 5-5
 Plate, Valve Ce, 4-3
 Plate, Valve, 4-9, 4-11
 Plate, Wear, 4-7, 4-20
 Plate-Cover, 2-27, 3-23

CROSS REFERENCE

Plate, 2-33, 2-35, 2-65, 3-61, 3-67
Plug (Replaced by none), 5-9
Plug & O-Ring, 4-19
Plug #16, 4-7
Plug #20, 4-7
Plug Assembly Ph, 4-12, 4-13
Plug Assembly, 4-3, 4-9, 4-11, 4-19
Plug Weld, Brush Drive, Sweep, 2-83
Plug Wldt, Idler, 2-83
Plug, #6 O-Ring, 4-19
Plug, #8 O-Ring, 4-19
Plug, 1/4 NPT, 5-3
Plug, Ball, Oil Gallery, 5-3
Plug, Control Box, 2-33, 2-35
Plug, Drain, 3-43
Plug, O-ring, 4-5
Plug, Oil Drain, 5-9
Plug, Plastic 1.00 D, 2-23
Plug, Plastic, 1.00 D, 2-26, 3-19
Plug, Rocker Arm Shaft, 11 mm, 5-5
Plug, Thread 1/2-13, 2-83
Plug, Tube, 2-83
Plug, 4-7, 4-11, 4-16, 5-2, 5-3, 5-10
Plugbtn .38H .03-.12 Blacknyl (LPG only),
2-26
Plugbtn .62H .03-.12 Blacknyl, 2-27, 3-23
Plugbtn .38H .03-.12 Blacknyl, 2-7
Plugbtn .44H, 2-11
Plugbtn .62H .03-.12 Blacknyl, 2-7
Plunger, 4-19, 5-9
Poppet, 4-11, 4-19
Pressurizer Kit Cab 385L, 3-27
Pulley Assy - Cable, 1.5 Dia, 2-79, 2-81
Pulley, Cable, 1.5D, Nyl, 2-57, 2-59
Pulley, Crankshaft, 1 Groove, 5-7
Pulley, Crankshaft, 3-36
Pulley, Water Pump, 3-36
Pully Assembly 2.75, 2-79
Pump Adaptor Assy, 4-3
Pump Driveshaft, 4-3
Pump Housing Asy Ce, 4-3
Pump, Fuel, 2-45
Pump, Hyd Piston V 1.44 R 4000, 4-3
Pump, Hyd, 4-5, 4-7
Pump, Oil, 5-9
Pump-Hyd Gear (See Breakdowns), 2-96
Pump-Hyd Piston (See Breakdowns), 2-96

R

Race Thrust, 4-12, 4-13
Race, Bearing, 4-3, 4-20
Race, Inner Bearing, 4-3
Race, Thrust, 4-14, 4-15, 4-16
Radiator, 2-49
Rectifier Assy Md, 2-42
Regulator Assy Md, 2-42
Relay, 12vdc, 40a, Spdt, [Potter], 3-37
Relay, Shrouded, 12 Vdc, 2-27
Repair Info. Cl, 4-12, 4-13
Repair Info., 4-7, 4-9, 4-11, 4-14, 4-15,
4-16, 4-17
Repair Info, Pump, 4-5

Repair Info, Valve, 4-19
Repair Info, 4-3, 4-20
Repair Kit, Fuelock, 2-37
Repl. Kit, Bracket, 2-43
Replm Kit, Case, 2-25
Replm Kit, Cir Board, 2-25
Replm Kit, Hourmeter, 2-25
Replm Kit, Instr Panel, 2-25
Replm Kit, Lamp, Backlighting (8), 2-25
Replm Kit, Lamp, Fault (8), 2-25
Replm Kit, Seal, 2-25
Replm Kit, Touch Panel, 2-25
Reservoir, 07.0 Gal W/label, 2-93
Restrictor Ring Kit, 2-73
Retainer Assembly, Rear, 5-7
Retainer, Front, 4-20
Retainer, Frt, 4-9, 4-11
Retainer, Seal, Hppr, .12 X 1.8 X 40.3l, 2-2
Retainer, 3-23, 5-2, 5-5
Retaining Ring-External, 1.25D, 2-75
Retaining Ring, 4-3
Retaining Rng, 4-19
Return Spring-Brakes, 2-57
Rim Assembly, 2-55
Rim Assy, 4.25" Bead x .188 Stil, 3-50
Ring Set, Piston, 0.020 OS, 5-7
Ring Set, Piston, 0.040 OS, 5-7
Ring Set, Piston, Std, 5-7
Ring, Gear, 5-16
Ring, Locating, Starter, 2-31
Ring, Retaining, Ext, .75 Dia, 2-75
Ring, Retaining, Ext, 1.25 Dia, 2-75
Ring, Retaining, Intl, 2.00Dia, 2-75
Ring, Retaining, 4-20
Ring, Retain, Ex, 0.50Od, Selflock, 2-69
Ring, Retain, Ex, 0.98Od, E-Ring, 2-75
Ring-Retain, Ex, 0.98OD, E-Ring, 2-59
Ring, 2-95, 4-9, 4-11
Rivet, Plastic .181D x .720, 2-71
Rivet, Plastic .250x.898, 2-8, 2-9
Rivet, Plastic .325D x .787, 2-71
Rivet, Plastic .325x.787, 2-7
Rivet, Pop- .125Dx.38x.25Dhd Al, 3-19,
3-21
Rod Assembly, Connecting, 5-7
Rod Weldt, Drive Linkage, 2-61
Rod Wldt, Seat, 2-11
Rod Wldt, 2-69
Rod, Adjusting, 2-61, 2-63
Rod, Latch, Engine Cover, 2-17
Rod, Speed Limiter, Adjusting, Rh, 2-61
Rod, Spring, 2-23
Rod, Valve Push, 5-5
Rod-End M10X1.5 W/Stud, 2-63
Rod-End M10X1.5 W/Stud, 2-61
Rod, 2-67
Roller Bearing, 4-3
Rotating Kit, 4-3
Rotor and Shaft, 5-9

S

Scr Hex .31-18X3.25, 4-3
Scr Hex M10X1.5 100, 3-41
Scr Hex Ss .38-16 x0.75, 2-23
Scr Hex Ss .38-16 x1.25, 2-23
Scr Hexss M12x1.75, 2-83
Scr Hexss M6x1.0, 2-83
Scr Hexss M8x1.25, 2-81
Scr Hexssm 6X1.0 25, 2-2, 2-3
Scr Hexssm 8X1.25 25, 2-3
Scr Hxfmgm 4x0.7 Pltd, 2-81
Scr Soc .50-13X1.50, 2-53
Scr Soc M 8X1.25 25, 2-75
Scr Soc M16-2.0x50, 2-53
Scr-Hex .25-20x0.75 Nylonloc, 2-85
Scr-Hex .31-24x0.62 Pltd, 2-63
Scr-Hex .38-16x2.00 Full Thd, 2-15
Scr-Hex .38-16x2.50 Full Thd, 2-13
Scr-Hex .75-10x3.50 Pltd, 2-53
Scr-Hex M12x1.75 40 10.9Pltd, 2-15
Scr-Hexfmgm 6x1.0 16 Pltd, 2-31
Scr-Hexss M6 x 1.0, 2-59
Scr-Hxfmgm 6X1.0 20 Pltd, 2-3
Scr-Hxfmgm 6x1.0, 3-25
Scr-Shld .250Dx1.25L 10-24, 3-21
Scr-Shld .312Dx1.00L .25-20, 2-61
Scr-Shld .375Dx0.38L .31-18, 3-21
Scr-Shld .500Dx1.25L .38-16, 2-63
Scr-Soc M 6X1.0 35 Nylonloc, 2-42
Screen, Spark-Arresting, 2-43
Screw, Cap, 4-3, 4-5, 4-7, 4-9, 4-11, 4-14,
4-15, 4-16
Screw, Hex Forming, M6, 3-67
Screw, Hex, .25-20 X 0.50, Fmg, 3-35
Screw, Hex, .25-20 X 1.00, Fmg, 3-37
Screw, Hex, .31-12 X 1.50, Fmg, [Ab],
2-77
Screw, Hex, .31-18 X 1.00, 5, 3-31, 3-33,
3-35, 3-36
Screw, Hex, .38-16 X 1.25, 5, 3-36
Screw, Hex, .38-16 X 1.50, 5, 3-36
Screw, Hex, .38-16 X 4.00, 5, 3-36
Screw, Hex, .38-16x1.25, NI, 2-77
Screw, Hex, Fmg, M06-1.0 X 20, 2-67
Screw, Hex, M04x0.7x20, Fmg, 3-43
Screw, Hex, M05-0.8 X 16, Ss, 2-69
Screw, Hex, M06 X 1.0 X 16, 8.8, 2-39
Screw, Hex, M06 X 1.0 X 20, 8.8, 2-39
Screw, Hex, M06 X 1.0 X 25, 8.8, 2-33,
2-37, 2-39
Screw, Hex, M06 X 1.0 X 30, 8.8, 2-33,
2-37, 2-39, 3-36
Screw, Hex, M06-1.0 X 12, Ss, 2-69
Screw, Hex, M06-1.0 X 16, Ss, 2-65
Screw, Hex, M06-1.0 X 20, Ss, 2-71
Screw, Hex, M06-1.0 X 25, Ss, 2-65, 2-67
Screw, Hex, M06-1.0 X 40, Ss, 2-65
Screw, Hex, M08-1.25 X 20, Ss, 2-65
Screw, Hex, M08-1.25 X 25, Ss, 2-65
Screw, Hex, M08-1.25 X 30, Ss, 2-7
Screw, Hex, M08-1.25 X 40, Ss, 2-69
Screw, Hex, M10, 3-67
Screw, Hex, M12-1.75 X 40, 10.9, 2-65

- Screw, Hex, M8, 2-43, 3-67
- Screw, M4 x 10, 5-15
- Screw, M5x16, 5-15
- Screw, M6 x 14, 5-3
- Screw, M8 x 14, 5-15
- Screw, Pan, M04-0.7 X 10, Ss, 2-73
- Screw, Pan, M04x0.7x16, 4.8, 3-43
- Screw, Rocker Cover to Head, 5-2
- Screw, Set, .25-28 X 0.25, Al, 2-39
- Screw, Soc, M06-1.0 X 20,12.9, 2-33, 2-35
- Screw-Hx M10x1.5 Pltd, 2-55
- Screw, 4-14, 4-15, 4-16, 5-5
- Screws, 4-3
- Seal Kit, 4-14, 4-15, 4-16
- Seal Foam Rbr .38 .62W 4.4L, 3-27
- Seal Foam Rbr .38 .62W 18.6L, 3-27
- Seal Kit, Motor, 4-17
- Seal Kit, One Cartridge, 4-17
- Seal Kit, Pump Ce, 4-3
- Seal Kit, Rear, 4-9, 4-11
- Seal Kit, Shaft, 4-9, 4-11
- Seal Kit, Vlv, 4-19
- Seal Kit, 4-7, 4-20, 4-21, 4-22
- Seal Replmt Kit, 4-12, 4-13
- Seal, 142.0 Lg Door, 3-19
- Seal, 19.75 Lg, 3-19
- Seal, Acoustic, Engine Cover, 2-85
- Seal, Bulb 140.0 Lg, 2-2
- Seal, Bulb, [Sd-0106], 140.00l, 2-73
- Seal, Bulb, 2-71
- Seal, Cab Door, 3-21
- Seal, Cab, Front, 3-19
- Seal, Cab, Side, 3-19
- Seal, Cover Plate, 5-9
- Seal, Crankshaft Rear, 5-7
- Seal, Door, Brush, Lh, 2-9
- Seal, Door, Brush, Rh, 2-8
- Seal, Door, Dump, Hppr, Rear, 2-2
- Seal, Door, Dump, Side, 2-2
- Seal, Door, Dump, 2-2
- Seal, Fan, Vac, Inlet, 2-85
- Seal, Fan, Vac, Motor, 2-85
- Seal, Fan, Vac, Outlet, 2-85
- Seal, Fan, Vac, Transition, 2-85
- Seal, Foam Rbr .31X.38X, 3-29
- Seal, Foam Rbr, 2-8, 2-9
- Seal, Foam Rubber, 2-65
- Seal, Front Cover, 5-7, 5-11
- Seal, Heater Air, 3-29
- Seal, Pressurizer, 3-27
- Seal, Rbr, .31 x .75 x 7.0, 2-8, 2-9
- Seal, Rear Drive Grease Cavity, 2-53
- Seal, Round 1.5Dx2.0L, 3-25
- Seal, Rubber, 2-19, 2-26
- Seal, Seat Side 1x1.5x6.75, 3-25
- Seal, Valve Stem, 5-2
- Seal, 2-2, 2-65, 2-67, 2-73
- Seat Belt Kit 355L, 3-44
- Seat, Grammer Gs-12, 2-11
- Send Unit, 2-45
- Sender-Temperature, Water, 2-29
- Sensor, 45 Degree, 5-3
- Sensor, Map, 2-33, 2-37, 2-39
- Sensor, Water Temperature, 5-10
- Separator, Ignition Wire, 5-15
- Service Manual Vsg Fd, 3-68
- Shaft Assembly, Rocker Arm, 5-5
- Shaft Wldt, Brake w/pad, 2-59
- Shaft Wldt, Brush, 2-83
- Shaft, Assy, 4-9, 4-11
- Shaft, Baffle, 3-41
- Shaft, Idler, 2-83
- Shaft, Output, 4-12, 4-13
- Shaft, Pivot, 3-61
- Sheave, Water Pump, 1Gr 4.25Od, 2-42
- Shield Assy, Exhaust, 2-29
- Shield, Drip, 2-33
- Shim .010 Thk, 4-19
- Shim .015 Thk, 4-19
- Shim .035 Thk, 4-19
- Shock Absorber, 2-61
- Signal Assy Rework, E1740 Turn, 3-3
- Skirt Assy, Brush Door, Lh, 2-9
- Skirt Assy, Brush Door, Rh, 2-8
- Skirt, Deflector, 2-2, 2-8, 2-9
- Skirt, Firewall, Rh, 3-25
- Skirt, Hopper, Top, 2-7
- Skirt, Lip, 2-2, 2-3, 2-65
- Skirt, Recirculation, Turf (Option), 2-7
- Skirt, Seal, M Br, 2-7
- Skirt, Side, Sbdc, Lh, 2-3
- Skirt,Bumperstop, 2-71
- Skirt, 2-2, 2-67, 3-67
- Sleeve, .254B .31D .52 Plstc, 2-83
- Sleeve, .259B .38D .62 Dom, 2-95
- Sleeve, .260B .50D .75 Pnt.Gr, 3-59
- Sleeve, .260B .50D .75, 2-95
- Sleeve, .344B .50D .81 Cr.Anc, 2-59
- Sleeve, .562B .88D .97 Stil, 3-59
- Sleeve, Bearing, 2-63
- Sleeve, Door Stop, 3-21
- Sleeve, Nyl, #33 60.0l, 3-33, 3-35
- Sleeve-Nyln #24 35.0L, 2-83
- Sleeve-Nyln #20 20.0L, 2-69
- Sleeve-Nyln #20 65.0L, 2-77
- Sleeve-Nyln #24 30.0L, 2-15
- Sleeve-Nyln #24 45.0L, 3-59
- Sleeve-Nyln #38 30.0L, 2-23
- Slinger, Oil, 5-7
- Solenoid Assy, Filter Shaker, 12V, 2-73
- Solenoid, Starter-12v, 2-31
- Spacer Plate Cl, 4-12, 4-13
- Spacer Plate, 4-14, 4-15, 4-16
- Spacer, Duct, 3-30
- Spacer, Fan .88, 2-42
- Spacer, Pulley, 2-57, 2-59, 2-79, 2-81
- Spacer, Steel, 4-23
- Spacer, 2-49, 4-19, 4-20
- Spark Plug, 2-2, 5-15
- Spindle, Adjustment, 2-19
- Spring Assy, Recirculation, 2-7
- Spring Kit, 4-20
- Spring Wldt, Support, 3-61
- Spring, Compression, 2-33
- Spring, Locating, 5-5
- Spring, Tension, 2-67, 2-71, 3-61
- Spring, Torsion, 2-23, 2-59
- Spring, Valve, 5-2
- Spring,Tens, .50Dx.05Wire 2.5L, 2-95
- Spring-Gas 120Lb 6.3 Stroke, 3-59
- Spring-Gas 120Lb 7.1 Stroke, 2-71
- Spring-Gas Assy, Eng Cover, 2-17
- Spring, 2-73, 4-3, 4-9, 4-11, 4-19, 5-9
- Sprng, Tens, 0.50 Odx.05 Wire 2.5L, 2-13, 2-15
- Sprng,Comp,0.74ldx.11Wire 5.5L, 2-23
- Sprng,Tens,0.50Odx.05Wire 1.0L, 2-17
- Sprng,Tens,0.75Odx.12Wire 3.4L, 2-63
- Sprng,Tens,1.12Odx.14Wire 6.3L, 2-77
- Sprocket, Camshaft, 5-5
- Sprocket, 5-7
- Src-Hex M12x1.75 40 10.9Pltd, 2-13
- Starter, 12Vdc, [1.2Kw], 2-31
- Starter, Ford 1.8 Hp, 2-31
- Steer Control, Hyd (See Breakdowns), 2-23
- Strainer-Hyd Suction 25-100-03, 2-93
- Strap. Mounting, Actuator, 2-33, 2-35
- Strap, Backing, Hopper, 2-7
- Strap, Deflector, 2-8, 2-9
- Strap, Door, Dump, Side, 2-2
- Strap, Door, Dump, 2-2
- Strap, Hinge - Lp Tank Mtg, 2-47
- Strap, Main Lip, 2-3, 2-65
- Strap, Mtg. - Lp Tank, 2-47
- Strap, Muffler Hanger, 2-43
- Strap, Tank Retainer - Lp, 2-47
- Strap, Tank, Gas, 2-45
- Strap,Rubber Tie-Down, 2-50
- Strap, 2-8, 2-9, 2-65, 2-67
- Strip, Mtg, Gusset, 2-71
- Strip, Mtg, Hinge, 2-71
- Strip, Retainer, Bearing, 2-83
- Strip, Retainer, Seal, 2-7
- Strip, Retainer, Skirt, 2-8, 2-9
- Strip, Retainer, 2-8, 2-9
- Strip, Steel, 3-25
- Strip, Velcro 11 Inches Long, 3-25
- Strip, Velcro 12 Inches Long, 3-25
- Strip, Velcro 15 Inches Long, 3-25
- Strip, Velcro 3.25 Inches Long, 3-25
- Strip, Velcro 45 Inches Long, 3-25
- Strip, Velcro 9.75 Inches Long, 3-25
- Strip, Velcro, 3-25
- Strip, Velcro16.5 Inches Long, 3-25
- Stud, Ball, Gas Spring, 2-71, 3-59
- Stud, Ball, 2-17
- Stud, Wheel .50-20 x 1.50, 2-53
- Stud, Wheel, .50-20 X 1.50, 2-2
- Stud, 5-10
- Support, Rocker Arm Shaft, 5-5
- Switch Assy, Pressure, Hyd, 2-95
- Switch Assy, Roller, 2-69, 2-97, 2-99, 3-3, 3-11, 3-13
- Switch Ignition, 2-25
- Switch, Binary, 4-23
- Switch, Press, Oil, 2-39
- Switch, Pressure, LPG, 2-37

CROSS REFERENCE

Switch, Pressure, Oil, 2-29
Switch, Pressure, 2-97
Switch, Pushmom, Spst100A 12V, 2-26
Switch, Rocker DPDT (mom), 3-65
Switch, Rocker Dpdt, 3-23, 3-27
Switch, Rocker Spst, 3-23, 3-29
Switch, Rocker, 3-37
Switch, 2-2

T

Taillight Assy, 2-7
Tank, Fuel, 9.4 Gal, 2-45
Tank-Lp,33#,Liq,Both,Fill Ga L, 2-47
Tappet, Std, 5-5
Tensioner, 5-5
Thermostat, 180 Degree, 2-29, 5-12
Thermostat, 2-73, 4-24
Thrust Bearing, 4-12, 4-13
Tie, Cable 1.75D Max 7.50Lg, 2-50, 2-51, 2-97, 2-99, 3-3, 3-4, 3-5, 3-6, 3-7, 3-8, 3-9, 3-11, 3-13, 3-59
Tie, Cable 3.00D Max 11.41Lg, 2-23
Tie, Cable, 20.0l, 6.00d Max, 3-35
Tie, Cable, Nyl, 07.3L .19W 1.8 Max D, 2-73
Tie, Cable, Nyl, 11.4l .19w 3.0 Max D, 2-25, 3-37
Tie, Cable, Nyl, 15.3l . W 4.5 Max D, 3-35
Tip, Rubber, 2-13, 2-15
Tire & Rim Assy, 5.70/5.00R-8, 2-55
Tire & Wheel Assy, Solid Non Marking Turf 18X7, 3-52
Tire & Wheel Assy, Solid Nonmark, 3-54
Tire & Wheel Assy, Solid Turf 18X7, 3-53
Tire and Whl. Assy, Soft Ride Solid, 3-48, 3-49
Tire Assy, Pneu, 570/500-08 4.5BC/5Bolt, 3-51
Tire, Hi-Wear 5.70/5.00R-8, 3-50
Tire, Solid 18X5 Nonmark, 3-54
Tire, Solid 18X7 Turf, Non Marking, 3-52
Tire, Solid 18X7 Turf, 3-53
Tire, Solid, Black, 3-49
Tire, Solid, Tan, Non Marking, 3-48
Tire, Tube and Flap Assembly, 2-55
Tire,18X5X12.12 Solid, 2-57
Tire&Rim Assy, Hi-Wear 5.00R-8, 3-50
Tray, Battery, LPG, 2-51
Tray, Filter Carrier, 2-73
Tray, Gas, 2-45
Tube - Carb. Air Intake, 2-41
Tube Assembly, Oil Pickup, 5-9
Tube Wldt, Leg, Ohg,Rh,Painted, 2-21
Tube Wldt, Leg,Ohg,Lh,Painted, 2-21
Tube Wldt, Sppt, Blower Wand, 3-41
Tube, 1.25D 0.75B 0.8L Stl, 2-53
Tube, Exhaust, 2-43
Tube, Inlet, A Clnr, 2-41
Tube, Inner -5.00R-8, Js2 Valve, 2-55
Tube, Inner 5.00R-8, Js2 Valve, 3-50
Tube, Oil Level Indicator, 5-9
Tube, Plastic, 3.0 Od X 4.0Lg, 3-41

Tube, Plastic, 3.0 Od X 16.0Lg, 3-41
Tube, Plastic, 3.0 Od X 48.0Lg, 3-41
Tube, Spacer, 3-61
Tube, 2-65

U

U - Bolt, 2-23

V

Valve Assembly, Solenoid, 4-17
Valve, Drain, 4-24, 4-25, 4-26
Valve, Dump, 4-3
Valve, Exhaust, Std, 5-2
Valve, Heater, 3-33, 3-35
Valve, Hyd Cntrl Man, 4-19
Valve, Hydraulic Steering, 4-20
Valve, Intake, Std, 5-2
Valve, Press Relief, LPG Rego, 2-47
Valve-3 Way, 3-29
Valve-Hyd,Manual (See Breakdowns), 2-95
Valve-Relief 4000 PSI, 4-3
Valve, 4-9, 4-11
Vaporizer Repair Kit Im, 2-37
Vaporizer, LPG, 2-37

W

Wand Kit, Vac, 3-43
Wand Weldment, 3-43
Washer Ce, 4-3
Washer Flt .25 Ss, 2-2, 2-3
Washer Flt .31 Ss, 2-3
Washer Flt .25 Fender Pltd, 2-85
Washer Flt .25 Ss, 2-83, 3-25
Washer, .405B .81D .06Nylon, 2-79, 2-81
Washer, .531B 1.75D .12Cr.Znc, 2-83
Washer, .562b 3.03 D .25hr, 2-65
Washer, 1.281B 1.75Od .25Hrznc, 2-75
Washer, 1.281B 1.75Od .31Hrznc, 2-75
Washer, 1/4 Lock, 5-5, 5-9
Washer, 2.156B 3.5D .16 Felt, 2-53
Washer, B10 x 20 x 2.5, 5-5
Washer, B8 Lock, 5-7, 5-9, 5-12
Washer, Belleville, .50, 2-65
Washer, Flat, .25 Ss, 2-7, 2-65, 2-67, 2-71
Washer, Flat, .31 Ss, 2-7, 2-65
Washer, Flat, #10 Ss, 2-69
Washer, Flat, 6 mm, 5-2
Washer, Flat, 2-31, 3-67, 5-5
Washer, Flt, .31 Std, 3-31, 3-33, 3-35
Washer, Flt, .38 Sae, 3-36
Washer, Flt, .38 Std, 2-77
Washer, Flt, #10, 2-33, 2-37, 2-39, 3-35, 3-43
Washer, Lock, Int, .25, 3-36
Washer, Lock, Int-Ext, .25, 3-37
Washer, Lock, M6, Front Cover and W/P to Block, 5-11
Washer, M6 Lock, 5-12

Washer, Main Bearing Thrust, 0.015 OS, 5-7
Washer, Main Bearing Thrust, Std, 5-7
Washer, Pulley to Crankshaft, B12, 5-7
Washer, Spring, 5-5
Washer, Thrust, 2-53
Washer,1.281B 1.75D .08Cr Znc, 2-75
Washer-Belleville .50 Pltd, 2-13, 2-15
Washer-Flt .31 Fender Pltd, 2-95
Washer-Flt .31 Fender Pltd, 2-43
Washer-flt 1.00 Pltd, 2-57
Washer-Wavy Spring,#Ww-381-&-8, 2-63
Washer, 2-33, 4-5, 4-7, 4-19
Water Pump, 5-12
Well-Nut .25-20 #1/4-5, 3-23
Well-Nut .31-18, 3-27
Wheel Assy, 2-57
Wheel, Steering, 14 Dia X 36T, 2-23
Window, Cab, Door, 3-21
Window, Cab, Front, 3-19
Window, Cab, Rear, 3-19
Window, Cab, Side, 3-19
Wire Ass'Y-Elect.,Ground, 2-31
Wire Assy, 60.0 Lg, 2 Ga, Neg, 2-51
Wire Assy, 66.0 Lg, 2 Ga, Pos, 2-50
Wire Assy, 78.0 Lg, 2 Ga, Pos, 2-51
Wire Assy, Horn Ground, 16 Ga x 6, 2-7
Wire, Spark Plug, No. 1, 5-15
Wire, Spark Plug, No. 2, 5-15
Wire, Spark Plug, No. 3, 5-15
Wire, Spark Plug, No. 4, 5-15
Wire-Ground, Alternator, 2-42

Y

Yoke, Pivot, Machining, 2-69
Yoke,End-Adjustable, 2-79, 2-81



We Need Your Help...

As part of Tennant's Zero Defects Program, we want to know about errors you have found or suggestions you may have regarding our machine manuals. If you find an error or have a suggestion, please complete this postage-paid form and mail it to us. Thank you for helping us make zero defects a way of life at Tennant.

Manual No. _____ Rev. No. _____ Publish Date _____ Page _____
Machine _____ Report Error Suggestion


Name _____ Date _____
Customer Number _____
Company _____
Address _____
City/State/Zip Code _____




TENNANT COMPANY
 Technical Publications #15
 701 North Lilac Drive
 P.O. Box 1452
 Minneapolis, MN 55440-9947

POSTAGE WILL BE PAID BY ADDRESSEE

BUSINESS REPLY MAIL
 FIRST CLASS MAIL PERMIT NO. 94 MINNEAPOLIS, MN




NO POSTAGE
 NECESSARY
 IF MAILED
 IN THE
 UNITED STATES



Fold along dotted lines

Tape here





We Need Your Help...

As part of Tennant's Zero Defects Program, we want to know about errors you have found or suggestions you may have regarding our machine manuals. If you find an error or have a suggestion, please complete this postage-paid form and mail it to us. Thank you for helping us make zero defects a way of life at Tennant.

Manual No. _____ Rev. No. _____ Publish Date _____ Page _____
Machine _____ Report Error Suggestion


Name _____ Date _____
Customer Number _____
Company _____
Address _____
City/State/Zip Code _____




TENNANT COMPANY
 Technical Publications #15
 701 North Lilac Drive
 P.O. Box 1452
 Minneapolis, MN 55440-9947

POSTAGE WILL BE PAID BY ADDRESSEE

BUSINESS REPLY MAIL
 FIRST CLASS MAIL PERMIT NO. 94 MINNEAPOLIS, MN



NO POSTAGE
 NECESSARY
 IF MAILED
 IN THE
 UNITED STATES



Fold along dotted lines

Tape here

