



636HS

**Serial Number
 (002101 -)
 Air Sweeper
 Parts Manual**

*CloudMaket[®] Technology
 Vari-track[™] Technology*

For proper replacement parts:

Identify the dataplate located behind the right side panel.



Applied Sweepers LTD. Barkston Park, Scotland PK12 7JH Tel: 01224 611868	
MODEL	636HS
CHASSIS	0508355
ENGINE	4Q9573
C.I.N.	8
GVW	2450kg
1 AXLE	1250kg
2 AXLE	1350kg
CE	
GM433	

Scotland built machines



**You are in the Parts
 Catalog for the
 USA built machines.**

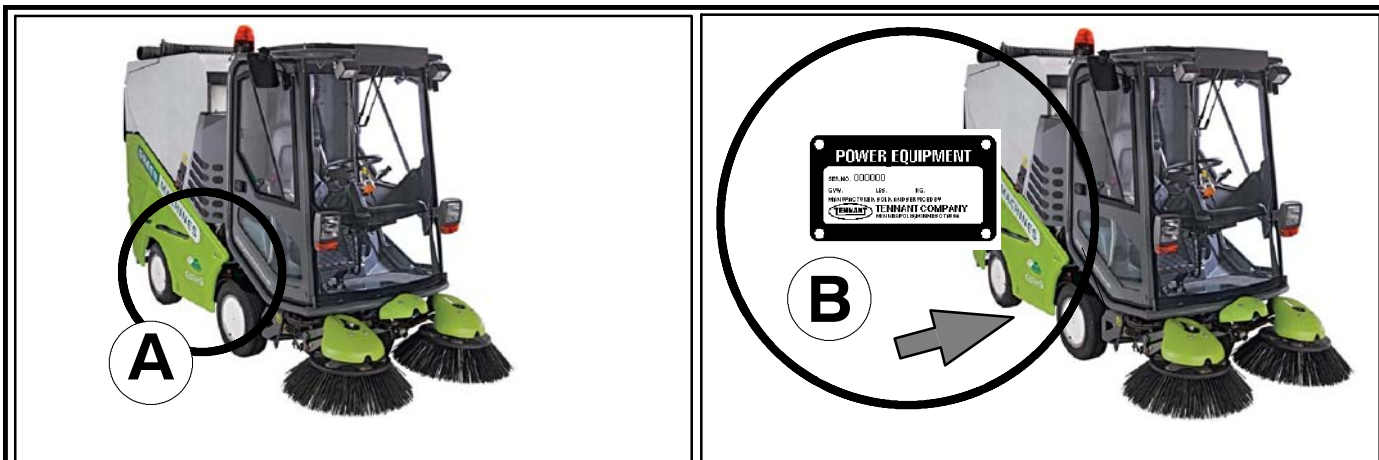
North America / International

www.tennantco.com

www.greenmachines.com

9006292
 Rev. 03 (07-2010)





Ref	Part No.	Serial Number	Description	Qty.
1	82681	(000000-)	Bracket Wldt, Lpg Mount	1
2	63810	(000000-)	Latch Assy, Lpg Tank Mtg, W/Nut	4
3	51839	(000000-)	Nut Adjustable, Lpg Tank Mtg	2
4	49263	(000000-)	Tie, Cable	3
5	82556	(000000-001039)	Bracket, Vaporizer	1
6	54930	(000000-)	Vaporizer, LPG	1

HOW TO ORDER PARTS - See diagram above

Only use TENNANT Company supplied or equivalent parts. Parts and supplies may be ordered online, by phone, by fax or by mail.

Follow the steps below to ensure prompt delivery.

1. **(A)** Identify the machine model.
2. **(B)** Identify the machine serial number from the data plate.
3. **(C)** Ensure the proper serial number is used from the parts list.
4. Identify the part number and quantity.
Do not order by page or reference numbers.
5. Provide your name, company name, customer ID number, billing and shipping address, phone number and purchase order number.
6. Provide detail shipping instructions.

- (D)** ▽ - Identifies an assembly
 ▲ - Identifies parts included in assembly

Please fill out at time of installation for future reference.

Model No. - _____

Serial No. - _____

Machine Options - _____

Sales Rep. - _____

Sales Rep. phone no. - _____

Customer ID Number - _____

Installation Date - _____

Tennant Company
 PO Box 1452
 Minneapolis, MN 55440
 Phone: (800) 553-8033 or
 (763) 513-2850
 www.tennantco.com

Green machines
 Bankside, Falkirk FK2 7XE
 Scotland, United Kingdom
 Phone: (+44) 1324-611666
 www.greenmachines.com

Vari--track Technology is a US registered and unregistered trademark of Green Machines Company.

Specifications and parts are subject to change without notice.

Copyright © 2009 - 2010 TENNANT Company, Printed in U.S.A.

BG	<p>КАК ДА ПОРЪЧВАМЕ ЧАСТИ - Вижте схемата по-горе</p> <p>Използвайте само части, доставени от TENNANT или техни еквиваленти. Частите и доставките могат да се поръчат онлайн, по телефон, факс или по пощата.</p> <p>Следвайте долупосочените стъпки, за да си осигурите бърза и точна доставка.</p> <ol style="list-style-type: none"> 1. (A) Посочете модела на машината. 2. (B) Посочете серийния номер на машината от табелката с техническите данни. 3. (C) Уверете се, че сте използвали точния сериен номер от списъка с части. 4. Посочва номера на частта и количеството. Не поръчвайте части според страницата или референтните номера. 5. Посочете своето име, наименованието на фирмата, клиентския номер, адреса за получаване на сметката и доставката, тел.номер и номера на поръчката. 6. Посочете подробни инструкции за доставката. <hr/> <p>(D) ▽ - посочва начин на монтаж ▲ - посочва частите, включени в монтажа</p>	<p>Моля, попълнете по време на монтажа за бъдеща справка.</p> <p>Модел Э - _____</p> <p>Сериен Э - _____</p> <p>Опции на машината - _____</p> <p>Търговски представител - _____</p> <p>Тел. Э на търг. представител - _____</p> <p>Клиентски Э - _____</p> <p>Дата на монтаж - _____</p>
-----------	---	---

CN	<p>如何订购部件 - 参见下表</p> <p>仅使用 TENNANT 公司提供的或同等部件。部件和供应可以在线订购，通过电话、传真或邮件订购。</p> <p>请遵循下面的步骤确保及时交付。</p> <ol style="list-style-type: none"> 1. (A) 确定机器型号。 2. (B) 从数据标签确定机器序列号。 3. (C) 确保使用部件列表中的正确序列号。 4. 确定部件号和数量。 不要按页面或参考编号订购。 5. 提供您的姓名、公司名称、客户 ID 号、付帐和送货地址、电话号码和采购单编号。 6. 提供详细的送货说明。 <hr/> <p>(D) ▽ - 确定组件 ▲ - 确定组件中包含的组件</p>	<p>请在安装时填写供未来参考。</p> <p>型号 - _____</p> <p>序列号 - _____</p> <p>机器选项 - _____</p> <p>销售代表 - _____</p> <p>销售代表电话号码 - _____</p> <p>客户 ID 编号 - _____</p> <p>安装日期 - _____</p>
-----------	--	--

CZ	<p>OBJEDNÁVÁNÍ DÍLŮ - Viz schéma výše.</p> <p>Používejte pouze díly dodané společností TENNANT Company nebo jim odpovídající. Díly a materiál lze objednat online, telefonem, faxem nebo poštou.</p> <p>Aby bylo zajištěno rychlé dodání, postupujte podle kroků uvedených níže.</p> <ol style="list-style-type: none"> 1. (A) Zjistěte model stroje. 2. (B) Zjistěte sériové číslo stroje z výrobního štítku. 3. (C) Použijte správné sériové číslo ze seznamu dílů. 4. Určete číslo a množství dílů. Neobjednávejte podle stran nebo referenčních čísel. 5. Uveďte jméno, název společnosti, číslo ID zákazníka, fakturační a dodací adresu, telefonní číslo a číslo objednávky. 6. Uveďte podrobné pokyny pro dodání. <hr/> <p>(D) ▽ - označuje sestavu ▲ - označuje díly v sestavě</p>	<p>Vyplňte během sestavování pro budoucí potřebu.</p> <p>Číslo modelu - _____</p> <p>Sériové číslo - _____</p> <p>Doplňky zařízení - _____</p> <p>Obchodní zástupce - _____</p> <p>Tel. č. obchodního zástupce - _____</p> <p>Číslo ID zákazníka - _____</p> <p>Datum instalace - _____</p>
-----------	---	--

DE	<p>BESTELLEN VON ERSATZTEILEN - Siehe oben stehendes Diagramm.</p> <p>Verwenden Sie nur von TENNANT gelieferte oder gleichwertige Ersatzteile. Ersatz- und Verschleißteile können online, telefonisch, per Fax oder per E-Mail bestellt werden.</p> <p>Befolgen Sie für eine umgehende Lieferung die folgenden Schritte.</p> <ol style="list-style-type: none"> 1. (A) Geben Sie das Modell der Maschine an. 2. (B) Geben Sie die Seriennummer der Maschine an (auf dem Datenaufkleber). 3. (C) Achten Sie darauf, dass die richtigen Seriennummer aus der Ersatzteilliste verwendet wird. 4. Geben Sie die Ersatzteilnummer und die Menge an. Bestellen Sie nicht nach Seitenzahl oder Referenznummern. 5. Geben Sie Ihren Namen, den Firmennamen, die Kundennummer, die Rechnungs- und Lieferadresse, die Telefonnummer und die Einkaufsauftragsnummer an. 6. Erteilen Sie genaue Versandanweisungen. <hr/> <p>(D) ▽ - steht für eine Einheit ▲ - steht für Einzelteile einer Einheit</p>	<p>Bitte bei der Inbetriebnahme als Referenzangabe ausfüllen.</p> <p>Modellnr. - _____</p> <p>Seriennr. - _____</p> <p>Maschinenoptionen - _____</p> <p>Verkäufer - _____</p> <p>Telefonnummer des Verkäufers - _____</p> <p>Kundennummer - _____</p> <p>Installationsdatum - _____</p>
-----------	--	--

DK	BESTILLING AF RESERVEDELE - Se ovenstående tabel. Brug kun reservedele, der er fremstillet af TENNANT, eller dele af tilsvarende kvalitet. Reservedele og tilbehør kan bestilles online, pr. telefon, pr. fax eller pr. brev. Følg nedenstående trin for at sikre hurtig levering.	Udfyld venligst på installationstidspunktet til fremtidig brug. Modelnr. - _____ Serienr. - _____ Maskineks-traudstyr - _____ Salgskonsulent. - _____ Salgskonsulentens tlf. - _____ Kunde-id-nr. - _____ Installationsdato - _____
	<ol style="list-style-type: none"> (A) Identificér maskinmodellen. (B) Identificér maskinens serienummer på datamærkaten. (C) Kontrollér, at det rigtige serienummer bruges i reservedelslisten. Identificér reservedelsnummeret og antallet. Bestil ikke efter side- eller referencenumre. Angiv dit navn, firmanavn, kunde-id-nummer, faktureringsadresse og leveringsadresse, telefonnummer og indkøbsordrenummer. Angiv detaljerede instruktioner til forsendelse. <hr/> <p>(D) ▽ - identificerer en enhed ▲ - identificerer reservedele i en enhed</p>	

EE	KUIDAS VARUOSI TELLIDA - Vaadale alltoodud joonist. Kasutage ainult TENNANT Company poolt tamitud või samaväärseid varuosi. Varuosi ja tarvikuid võib tellida Internetist, telefoni, faksi või posti teel. Kiire kohaletoometamise tagamiseks järgige järgmisi juhiseid.	Palun täitke paigaldamise ajal edaspidiseks viitamiseks. Mudeli nr - _____ Seerianr - _____ Masina valikulised detailid - _____ Müügiesindus - _____ Müügiesinduse telefoninumber - _____ Kliendi number - _____ Paigaldamise kuupäev - _____
	<ol style="list-style-type: none"> (A) Märkige masina mudel. (B) Märkige andmesildil olev masina seerianumber. (C) Veenduge, et olete valinud varuosade loendist õige seerianumbri. Märkige varuosa number ja kogus. Ärge tellige lehekülje- või viitenumbri alusel. Märkige oma nimi, ettevõtte nimi, kliendinumber, arve- ja saatmisaadress, telefoninumber ja ostutellimuse number. Lisage täpsed saatmisjuhised. <hr/> <p>(D) ▽ - tähistab komplekti ▲ - tähistab komplektis olevaid osi</p>	

ES	CÓMO SOLICITAR PIEZAS - Consulte el diagrama anterior. Utilice sólo las piezas suministradas por TENNANT Company o piezas equivalentes. Puede solicitar las piezas a través de internet, por teléfono, por fax o por correo. Siga los siguientes pasos para que la entrega sea rápida.	Rellene estos datos cuando realice la instalación para utilizarlos como referencia en el futuro. Nº modelo - _____ Nº serie - _____ Opciones de la máquina - _____ Vendedor - _____ Nº teléfono vendedor - _____ Nº cliente - _____ Fecha de instalación - _____
	<ol style="list-style-type: none"> (A) Indique el modelo de máquina. (B) Indique el número de serie de la etiqueta de datos. (C) Asegúrese de que indica el número de serie correcto de la lista de piezas. Indique la cantidad y el número de la pieza. No realice el pedido indicando el número de página o el de referencia. Incluya su nombre, el nombre de la empresa, el ID de cliente, las direcciones de envío y facturación, el número de teléfono y el número del pedido de compra. Facilite instrucciones de envío. <hr/> <p>(D) ▽ - identifica un conjunto ▲ - identifica piezas de un conjunto</p>	

FI	KUINKA VARAOSIA TILATAAN - katso kuvaa yllä. Käytä ainoastaan TENNANTIN toimittamia tai niitä vastaavia varaosia. Voit tilata varaosia ja tarvikkeita internetistä, puhelimitse, faksilla tai sähköpostilla. Noudata seuraavia ohjeita täsmällisen toimituksen varmistamiseksi.	Ole hyvä ja täytä ottaessasi koneen käyttöön myöhempiä tarpeita varten. Mallinnumero - _____ Sarjanumero - _____ Koneen lisävarusteet - _____ Myyntiedustaja - _____ Myyntiedustajan puhelinnumero - _____ Asiakasnumero - _____ Asennuspäivä - _____
	<ol style="list-style-type: none"> (A) Katso koneen malli. (B) Katso koneen sarjanumero sen tunnustarrasta. (C) Varmista, että osaluettelosta, että käytät oikeaa sarjanumeroa. Katso osanumero ja kappalemäärä. Älä tilaa ilmoittamalla sivu- tai viitenumeroita. Ilmoita nimesi, yrityksesi nimi, asiakasnumero, laskutus- ja toimitusosoite, puhelinnumero ja ostotilauksen numero. Ilmoita yksityiskohtaiset toimitusosoitteet. <hr/> <p>(D) ▽ - tarkoittaa kokoonpanoa ▲ - tarkoittaa kokoonpanoon sisältyviä osia</p>	

FR	<p>COMMENT COMMANDER DES PIÈCES DÉTACHÉES - Voir le schéma ci-dessus.</p> <p>Utilisez uniquement des pièces fournies par la société TENNANT ou équivalentes. Les pièces et fournitures peuvent être commandées en ligne, par téléphone, fax, ou par courrier.</p> <p>Suivez les étapes ci-dessous pour assurer une livraison rapide.</p> <ol style="list-style-type: none"> 1. (A) Identifiez le modèle de la machine. 2. (B) Identifiez le numéro de série de la machine, à partir de l'étiquette signalétique. 3. (C) Assurez-vous que le numéro de série correct est utilisé à partir de la liste de pièces détachées. 4. Identifiez le numéro de pièce et la quantité. Ne commandez pas par page ou numéros de référence. 5. Fournissez votre nom, le nom de votre société, votre numéro d'identification de client, l'adresse de facturation et d'expédition, le numéro de téléphone et le numéro du bon de commande. 6. Fournissez des instructions d'expédition détaillées. <hr/> <p>(D) ▽ - identifie un assemblage ▲ - identifie les pièces composant l'assemblage</p>	<p>A remplir au moment de l'installation à titre de référence.</p> <p>N° du modèle - _____</p> <p>N° de série - _____</p> <p>Options de la machine - _____</p> <p>Agent commercial - _____</p> <p>N° tél. de l'agent commercial - _____</p> <p>Numéro d'identification client - _____</p> <p>Date d'installation - _____</p>
-----------	--	---

GR	<p>ΤΡΟΠΟΣ ΠΑΡΑΓΓΕΛΙΑΣ ΑΝΤΑΛΛΑΚΤΙΚΩΝ - Βλ. παραπάνω διάγραμμα.</p> <p>Χρησιμοποιήστε μόνο ανταλλακτικά παρεχόμενα από την TENNANT Company ή ισοδύναμα. Τα ανταλλακτικά και αναλώσιμα μπορούν να παραγγελθούν online, τηλεφωνικά, με φάξ ή ταχυδρομικά.</p> <p>Ακολουθήστε τα παρακάτω βήματα για να εξασφαλίσετε την έγκαιρη αποστολή τους.</p> <ol style="list-style-type: none"> 1. (A) Βρείτε το μοντέλο μηχανήματος. 2. (B) Βρείτε τον αριθμό σειράς του μηχανήματος από την ετικέτα στοιχείων. 3. (C) Βεβαιωθείτε ότι χρησιμοποιείται ο σωστός αριθμός σειράς από τον κατάλογο ανταλλακτικών. 4. Βρείτε κωδικό ανταλλακτικού και ποσότητα. Μην παραγγέλνετε βάσει σελίδας ή αριθμών αναφοράς. 5. Δώστε το όνομα σας, όνομα εταιρείας, ID (κωδικό) πελάτη, διεύθυνση τιμολόγησης και αποστολής, αριθμό τηλεφώνου και αριθμό εντολής προμήθειας. 6. Δώστε λεπτομερείς πληροφορίες αποστολής. <hr/> <p>(D) ▽ - υποδηλώνει υποσύστημα ▲ - υποδηλώνει τα μέρη που περιλαμβάνονται στο υποσύστημα</p>	<p>Παρακαλούμε συμπληρώστε κατά την ώρα της εγκατάστασης για μελλοντική αναφορά.</p> <p>Αρ. Μοντέλου - _____</p> <p>Αρ. σειράς - _____</p> <p>Επιλογές Μηχανήματος - _____</p> <p>Εκπ. πωλήσεων - _____</p> <p>Τηλ. εκπροσώπου πωλήσεων - _____</p> <p>Αριθμός πελάτη - _____</p> <p>Ημερομηνία εγκατάστασης - _____</p>
-----------	--	---

HU	<p>HOGYAN RENDELJÜNK ALKATRÉSZEKET - Lásd: fenti diagramm.</p> <p>Kizárólag TENNANT vagy azzal egyenértékű cserealkatrészeket használjon. Az alkatrészeket és anyagokat meg lehet rendelni az Interneten keresztül, vagy telefonon, faxon és e-mailben.</p> <p>A pontos szállítás érdekében kövesse az alábbi lépéseket.</p> <ol style="list-style-type: none"> 1. (A) Adja meg a gép típusát. 2. (B) Az adatszímke alapján adja meg a gép gyártási számát. 3. (C) Ügyeljen arra, hogy a megfelelő gyártási számot válassza ki az alkatrészlistáról. 4. Adja meg a rendelési számot és a mennyiséget. A rendeléshez ne az oldalszámot vagy a hivatkozási számot használja. 5. Adja meg a nevét, a cége nevét, az ügyféazonosító számát, a számlázási és szállítási címét, a telefonszámát és a rendelési számot. 6. Adjon részletes szállítási utasításokat. <hr/> <p>(D) ▽ - a jel csomagra utal ▲ - a jel a csomagban található alkatrészekre utal</p>	<p>A későbbi visszakeresések érdekében kérjük, hogy a rovatokat az első üzembehelyezéskor töltsé ki.</p> <p>Típuszám - _____</p> <p>Gyártási szám - _____</p> <p>A gép felszereltsége - _____</p> <p>Kereskedelmi képviselő - _____</p> <p>Kereskedelmi képviselő telefonszáma - _____</p> <p>Ügyfél azonosító száma - _____</p> <p>Üzembehelyezés dátuma - _____</p>
-----------	---	--

IT	<p>COME ORDINARE LE PARTI - Vedere schema precedente.</p> <p>Utilizzare solo ricambi forniti da TENNANT o equivalenti. Ricambi e forniture possono essere ordinati online, per telefono, via fax o per posta elettronica.</p> <p>Per ottenere una consegna rapida, seguire i passaggi indicati di seguito.</p> <ol style="list-style-type: none"> 1. (A) Identificare il modello della macchina. 2. (B) Identificare il numero di serie della macchina dall'etichetta dei dati. 3. (C) Utilizzare il numero di serie corretto presente nell'elenco delle parti di ricambio. 4. Identificare numero di parte e quantità. Non ordinare per numero di pagina o di riferimento. 5. Fornire nome del contatto, nome della società, numero di ID cliente, indirizzo di fatturazione e di spedizione, numero di telefono e numero di ordine di acquisto. 6. Fornire istruzioni dettagliate per la spedizione. <hr/> <p>(D) ▽ - identifica un gruppo ▲ - identifica parti comprese in un gruppo</p>	<p>Compilare il modulo al momento dell'installazione per poterlo consultare in futuro in caso di necessità.</p> <p>N. Modello - _____</p> <p>N. Serie - _____</p> <p>Opzioni della macchina - _____</p> <p>Venditore - _____</p> <p>Tel. venditore - _____</p> <p>Numero ID cliente - _____</p> <p>Data di installazione - _____</p>
-----------	--	---

JP

パーツの発注方法 ? 上記の図を参照してください

TENNANT社製のパーツまたは同等品のみをお使いください。
 パーツやサブライ品のご注文は、オンライン、電話、FAX、または手紙でお願いいたします。
 確実にお届けできるように、以下の情報お知らせください。

1. (A) 製品のモデル名をお知らせください。
2. (B) 製品のデータラベルに印刷されているシリアル番号をお知らせください。
3. (C) パーツリストを参照して、シリアル番号が正しいかご確認ください。
4. パーツ番号と数量をお知らせください。マニュアル/カタログのページ番号や参照番号でのご注文はご遠慮ください。
5. お客様のお名前、会社名、顧客ID番号、請求/発送先住所、電話番号、注文書番号をお知らせください。
6. 発送に関するご希望があれば、明記してください。

- (D) ▽ - アセンブリを示します
 ▲ - アセンブリに含まれるパーツを示します

後日確認できるように、設置時に記入してください。

モデルNo. - _____
 シリアルNo. - _____
 製品のオプション - _____
 販売代理店 - _____
 販売代理店の電話番号 - _____
 顧客ID番号 - _____
 設置日 - _____

LT

KAIP UPSISAKYTI DALIS - br. diagramą viršuje.

Naudokite tik "Tennant" kompanijos tiekiamas arba lygiavertes joms dalis. Dalis galite užsisakyti internetu, telefonu, faksu bei elektroniniu paštu.

Kad užsakymas būtų greitai įvykdytas, laikykitės išvardyto taisyklia.

1. (A) Nurodykite mašinos modelį.
2. (B) Norodysite mašinos serijos numerį kurárasite ant duomeno įymės.
3. (C) Šiitinkite, kad nurodomas tikslus serijos numeris iš dalio sąrašo.
4. Nurodykite dalies numeráir reikiámá kieká Neupsakinékite pagal puslapius ar nuorodos numerius.
5. Nurodykite savo vardá, kompanijos pavadinimá, kliento ID numerá sáskaitos išradymo ir vepimo adresá, telefono numeráir pirkimo užsakymo numerá
6. Nurodykite išsamias gabenimo instrukcijas.

- (D) ▽ - įymi sistemá
 ▲ - nurodo sistemos dalis

Prašome upildyti montavimo metu, siekiant gauti informacijá ateityje.

Modelio Nr. - _____
 Serijos Nr. - _____
 Mašinos versija - _____
 Komivojábierius - _____
 Komivojábieriaus tel. nr. - _____
 Pirkėjo ID numeris - _____
 Sumontavimo data - _____

LV

KĀ PASŪTĪT REZERVES DETAIĀS - Skat. diagrammu iepriekš.

Izmantojiet tikai TENNANT Company piegādātās vai tām līdzvērtīgas rezerves detaļas. Daļas un piegādi var pasūtīt internetā, pa tālruni, pa faksu vai pastu.

Lai nodrošinātu savlaicīgu piegādi, sekojiet zemāk aprakstītajiem soļiem.

1. (A) Nosakiet mašinas modeli.
2. (B) Nosakiet mašinas sčrijas numuru uz tehnisko datu uzlimes.
3. (C) Pārlicinieties, ka tiek uzrakstīts attiecīgais sčrijas numurs no detaļu saraksta.
4. Nosakiet detaļas numuru un skaitu. Veicot pasūtījumus neatsaucieties uz lappušu vai norādes numuriem.
5. Uzrakstiet savu vārdu, uzóçuma nosaukumi, klienta identitātes numuru, adresi rči ina piesūtīšanai un piegādei un pirkuma pasūtījuma numuru.
6. Sniedziet detalizētu informāciju par piegādi.

- (D) ▽ - nosaka ierīci
 ▲ - nosaka detaļas, kas ir komplektā ar ierīci

Veicot uzstādīšanu, lūdzam pierakstīt attiecīgo informāciju izmantošanai turpmāk.

Modeļa Nr. - _____
 Sčrijas Nr. - _____
 Mašinas opcijas - _____
 Pārdošanas pārst. - _____
 Pārdošanas pārst. tālr. Nr. - _____
 Klienta numurs - _____
 Uzstādīšanas datums - _____

NL

HOE ONDERDELEN TE BESTELLEN - Zie schema hierboven.

Gebruik alleen onderdelen die door TENNANT Company zijn geleverd of soortgelijke onderdelen. Onderdelen en voorraden kunnen online, per telefoon, fax of schriftelijk besteld worden.

Volg de stappen hieronder om een juiste levering te garanderen.

1. (A) Bepaal het machinemodel.
2. (B) Lees het serienummer van de machine af van het gegevenslabel.
3. (C) Zorg dat het juiste serienummer wordt gebruikt uit de onderdelenlijst.
4. Bepaal het artikelnummer en het aantal. Bestel niet aan de hand van pagina's of referentienummers
5. Geef uw naam, bedrijfsnaam, klantnummer, factuur- en leveringsadres, telefoonnummer en bestelnummer op.
6. Geef gedetailleerde leveringsinstructies op.

- (D) ▽ - geeft een eenheid aan
 ▲ - geeft de onderdelen van de eenheid aan

Vul tijdens installatie de onderstaande gegevens in voor eventueel toekomstig gebruik.

Modelnr. - _____
 Serienr. - _____
 Machine-opties - _____
 Verkoopvert. - _____
 Telnr. verkoopvert. - _____
 Klantnummer - _____
 Installatiedatum - _____

NO	<p>HVORDAN BESTILLE DELER - Se diagram over.</p> <p>Bruk kun deler levert av TENNANT Company eller ekvivalente deler. Deler og forsyninger kan bestilles online, per telefon, per faks eller per post.</p> <p>Følg trinnene under for å sikre rask levering.</p> <ol style="list-style-type: none"> (A) Angi maskinmodellen. (B) Angi maskinens serienummer fra typeskiltet. (C) Forsikre deg om at korrekt serienummer brukes fra delelisten. Angi delenummer og antall. Bestill ikke ut fra side- eller referansenumre. Angi ditt navn, firmanavn, kunde-ID-nummer, fakturerings- og forsendelsesadresse, telefonnummer og innkjøpsordrenummer. Angi detaljerte forsendelsesinstruksjoner. <hr/> <p>(D) ▽ - angir en delegruppe ▲ - angir deler inkludert i en delegruppe</p>	<p>Fyll ut ved installasjonstidspunkt for fremtidig bruk.</p> <p>Modellnr. - _____</p> <p>Serienr. - _____</p> <p>Maskinens tillegg - _____</p> <p>Salgsrep. - _____</p> <p>Salgsrep. telefonnr. - _____</p> <p>Kunde-ID-nummer - _____</p> <p>Installasjonsdato - _____</p>
-----------	--	---

PL	<p>JAK ZAMAWIAĆ CZĘŚCI - patrz schemat powyżej.</p> <p>Należy używać wyłącznie części dostarczanych przez firmę TENNANT Company lub równoważnych. Części i dostawy mogą być zamawiane online, przez telefon, faksem lub pocztą.</p> <p>Aby zapewnić szybką dostawę, należy przestrzegać następujących wskazówek.</p> <ol style="list-style-type: none"> (A) Określić model maszyny. (B) Określić numer seryjny maszyny znajdujący się na tabliczce znamionowej. (C) Odszukać ten numer seryjny w wykazie części. Określić numer części i ilość. Nie zamawiać na podstawie numeru strony lub liczby porządkowej wykazu. Podać swoje nazwisko, nazwę firmy, numer identyfikacyjny klienta, adres dostawy i dostarczenia rachunku, numer telefonu i numer zamówienia zakupu. Podać dokładne instrukcje dotyczące dostawy. <hr/> <p>(D) ▽ - oznacza zespół ▲ - oznacza część w zespole</p>	<p>Prosimy wpisać datę instalacji do późniejszego wykorzystania.</p> <p>Nr modelu - _____</p> <p>Nr seryjny - _____</p> <p>Opcje maszyny - _____</p> <p>Przedst. sprzedaży - _____</p> <p>Nr tel. przedst. sprzed. - _____</p> <p>Nr ident. klienta - _____</p> <p>Data instalacji - _____</p>
-----------	---	---

PT G	<p>COMO ENCOMENDAR PEÇAS - Consulte o diagrama acima.</p> <p>Utilize apenas peças fornecidas pela TENNANT Company ou equivalentes. As peças e consumíveis podem ser encomendados online, por telefone, fax ou correio.</p> <p>Siga os passos abaixo para garantir uma entrega rápida.</p> <ol style="list-style-type: none"> (A) Identifique o modelo da máquina. (B) Identifique o número de série da máquina que se encontra na etiqueta de dados. (C) Certifique-se de que usa o número de série correcto da lista de peças. Identifique o número de produto e a quantidade. Não encomende através de números de página ou de referência. Forneça o seu nome, o nome da empresa, o número de ID do cliente, os endereços de facturação e entrega, o número de telefone e o número da nota de encomenda. Forneça instruções de entrega detalhadas. <hr/> <p>(D) ▽ - identifica uma unidade ▲ - identifica peças incluídas numa unidade</p>	<p>Preencha na altura da instalação para futura referência.</p> <p>Modelo nº - _____</p> <p>Nº de série - _____</p> <p>Opcões da máquina - _____</p> <p>Vendedor - _____</p> <p>Telefone do vendedor - _____</p> <p>Número de ID do cliente - _____</p> <p>Data de instalação - _____</p>
-------------	---	--

RU	<p>КАК ЗАКАЗАТЬ ЗАПЧАСТИ - См. схему ниже.</p> <p>Используйте только запчасти, поставляемые компанией TENNANT или их аналоги. Запасные части и расходные материалы можно заказать в режиме онлайн, телефоном, факсом или электронной почтой.</p> <p>Для своевременной доставки следуйте описанным ниже инструкциям.</p> <ol style="list-style-type: none"> (A) Укажите модель машины. (B) Укажите серийный номер машины, обозначенный на табличке технических данных. (C) Удостоверьтесь, что надлежащий серийный номер перечислен в списке запчастей. Укажите номер детали и нужное количество. Не используйте номера страниц или ссылок. Укажите свое имя, название компании, идентификационный номер покупателя, расчетный адрес и адрес доставки, телефонный номер и номер заказа на покупку. Укажите подробные сведения о доставке. <hr/> <p>(D) ▽ - означает узел ▲ - обозначает деталь узла</p>	<p>Во время установки заполните, пожалуйста, эти сведения для того, чтобы ссылаться в дальнейшем.</p> <p>Модель Э - _____</p> <p>Серийный Э - _____</p> <p>Опции машины - _____</p> <p>Торговый представитель - _____</p> <p>Телефон торгового представителя - _____</p> <p>Идент. номер покупателя - _____</p> <p>Дата установки - _____</p>
-----------	---	--

SE	<p>BESTÄLLNING AV RESERVDELAR - Se ovanstående schema.</p> <p>Använd endast delar från Tennant Company eller likvärdiga. Delar och material kan beställas online, telefoniskt, per fax eller post.</p> <p>Följ nedanstående steg för en snabb leverans.</p> <ol style="list-style-type: none"> (A) Identifiera maskinens modell. (B) Identifiera maskinens serienummer på typskylten. (C) Kontrollera att rätt serienummer används från dellistan. Identifiera artikelnumret och mängden. Beställ inte med hjälp av sido- eller referensnummer. Uppge ditt namn, företagets namn, kundens ID-nummer, faktura- och leveransadress, telefonnummer och ordernumret vid inköp. Ge detaljerade transportanvisningar. <hr/> <p>(D) ▽ - identifierar en modul ▲ - identifierar delar som ingår i en modul</p>	<p>Fyll i vid installation och spar för framtida bruk.</p> <p>Modellnr. - _____</p> <p>Serienr. - _____</p> <p>Tilvalsutrustning - _____</p> <p>Försäljare - _____</p> <p>Försäljarens tel.nr. - _____</p> <p>Kundnummer - _____</p> <p>Installationsdatum - _____</p>
-----------	---	---

SK	<p>POSTUP PRI OBJEDNÁVANÍ ČASTÍ - Pozri vyššie uvedený diagram.</p> <p>Využívajte výhradne dielce dodané spoločnosťou TENNANT, alebo ich ekvivalenty. Dielce a položky je možné objednať online, telefonicky, faxom, alebo poštou.</p> <p>Na zabezpečenie promptného doručenia sa riadte nasledovnými krokmi.</p> <ol style="list-style-type: none"> (A) Identifikujte model stroja. (B) Z etikety s údajmi identifikujte sériové číslo stroja. (C) Ubezpečte sa, že ste zadali správne sériové číslo zo zoznamu dielcov. Identifikujte číslo dielu a množstvo. Neobjednávajte pomocou čísel strán, alebo referenčných čísel. Zadajte Vaše meno, meno spoločnosti, ID číslo zákazníka, fakturačnú a prepravnú adresu, telefónne číslo a objednávacie číslo dielu. Uvedte podrobné prepravné pokyny. <hr/> <p>(D) ▽ - identifikuje sadu ▲ - identifikuje časti sady</p>	<p>Vypíšte prosím pri inštalácii pre prípad potreby v budúcnosti.</p> <p>č. modelu - _____</p> <p>Sériové č. - _____</p> <p>Zvláštne príslušenstvo stroja - _____</p> <p>Obchodné zastúpenie - _____</p> <p>Obch. zastúpenie tel. č. - _____</p> <p>ID č. zákazníka - _____</p> <p>Dátum inštalácie - _____</p>
-----------	---	--

SL	<p>NAROČANJE NADOMESTNIH DELOV - glejte zgornjo sliko.</p> <p>Uporabljajte samo originalne nadomestne dele Tennant ali enakovredne dele. Dele in potrošni material lahko naročite prek spleta, po telefonu, faksu ali pošti.</p> <p>Za zagotovitev čimbolj hitre dostave sledite spodnjim navodilom.</p> <ol style="list-style-type: none"> (A) Ugotovite model stroja. (B) Na ploščici s podatki poiščite serijsko številko stroja. (C) Poskrbite, da na seznamu nadomestnih delov poiščete pravilno serijsko številko. Poiščite številko dela in potrebno količino. Pri naročilih ne navajajte strani ali referenčne številke. Navedite svoje ime, ime podjetja, ID številko stranke, naslova za dostavo in izdajo računa, telefonsko številko in številko naročila. Navedite podrobna navodila za dostavo. <hr/> <p>(D) ▽ - označuje sklop ▲ - označuje dele sklopa</p>	<p>Prosimo, da ob vgradnji izpolnite te podatke, da vam bodo v prihodnje na voljo.</p> <p>Št. modela - _____</p> <p>Serijska številka - _____</p> <p>Dodatna oprema stroja - _____</p> <p>Prodajni predstavnik - _____</p> <p>Telefonska št. prodajnega predstavnika - _____</p> <p>Številka stranke - _____</p> <p>Datum vgradnje - _____</p>
-----------	---	---

TR	<p>PARÇALARIN SİPARİŞ EDİLMESİ - Yukarıdaki şemaya bakın.</p> <p>Yalnızca TENNANT Company'den sağlanan veya eşdeğerde parçalar kullanın. Parça veya sarf malzemeleri çevrimiçi olarak, telefonla, faksla veya postayla sipariş edilebilir.</p> <p>Zamanında teslimatı sağlamak için aşağıdaki adımları izleyin.</p> <ol style="list-style-type: none"> (A) Makine modelini belirtin. (B) Veri etiketinden makine seri numarasını belirtin. (C) Parça listesinden uygun seri numarasının kullanıldığından emin olun. Parça numarasını ve miktarını belirtin. Sayfa veya referans numaralarını kullanarak sipariş vermeyin. Adınızı, şirketinizin adını, müşteri kimlik numaranızı, faturalama ve sevkiyat adreslerini, telefon numarasını ve satın alma siparişi numarasını belirtin. Ayrıntılı sevkiyat talimatlarını belirtin. <hr/> <p>(D) ▽ - bir tertibatı belirtir ▲ - tertibattaki parçaları belirtir</p>	<p>İleri tarihlerde başvurmak için lütfen kurulum sırasında doldurun.</p> <p>Model No. - _____</p> <p>Seri No. - _____</p> <p>Makine Seçenekleri - _____</p> <p>Satış Temsilcisi - _____</p> <p>Satış Temsilcisi telefon no. - _____</p> <p>Müşteri Kimlik Numarası - _____</p> <p>Kurulum Tarihi - _____</p>
-----------	--	--

GENERAL RECOMMENDED MAINTENANCE

General Recommended Maintenance Items

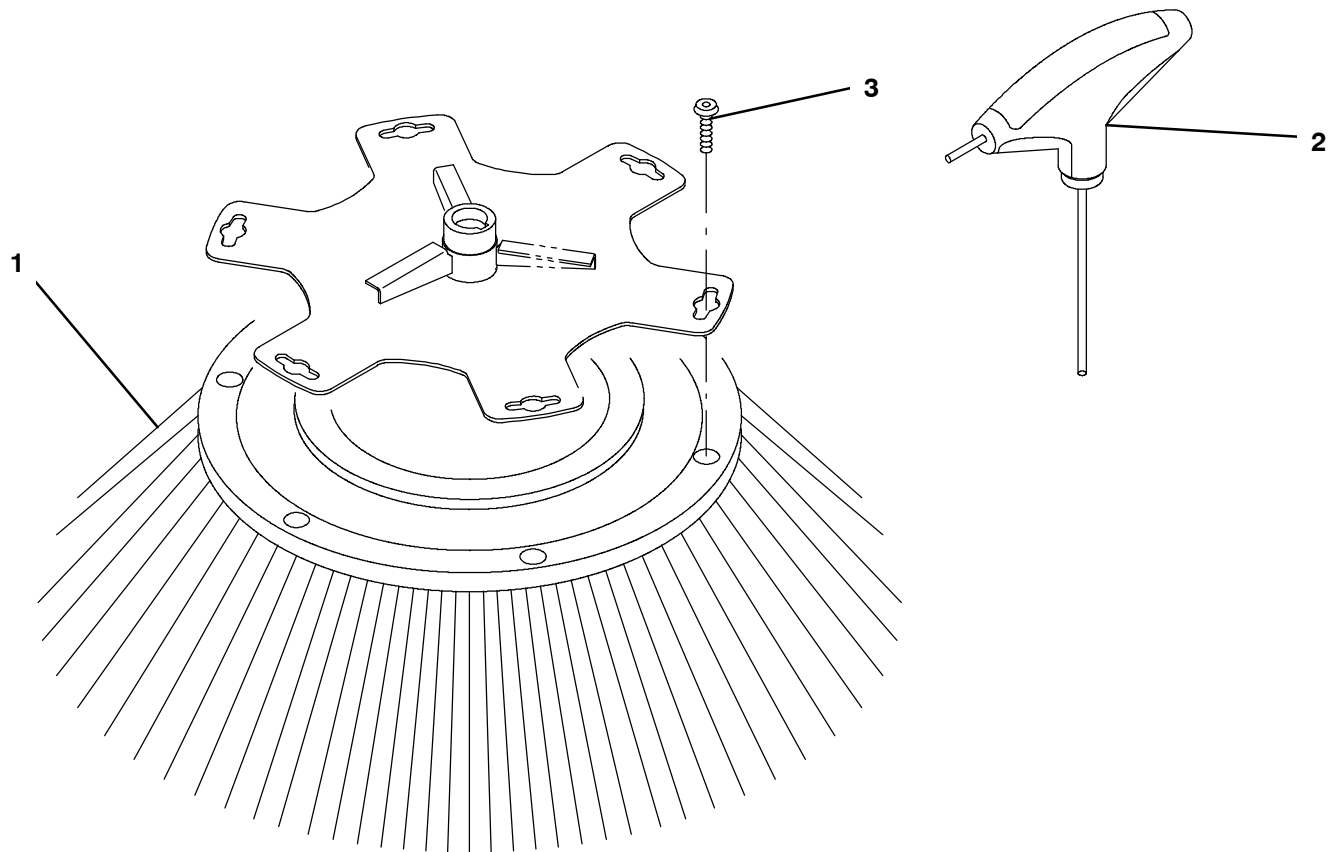
Ref.	Part No.	Serial Number	Description	Qty.
	GG287	(002101-) Fan Inspection Door Key	1
	ES276	(002101-) Bulb-12v 21/5w Tail/	1
	CD154	(002101-) Seal Flap - Drain	1
	NA138	(002101-) Horseshoe	1
	NN112	(002101-) Nozzle -Side Skid Shoe Kit	2 +
	PP082	(002101-) Fuel Filter Element-	1
	PP083	(002101-) Oil Filter Element-1105t	1
	PP084	(002101-) Air Cleaner Element	1
	VH373	(002101-) Bearing Kit -Spinner -525 Cyclone	1
	WA206	(002101-) Spray Head, Atomiser - Bobbin	1
	WP020	(002101-) Filter - Water System [Ball Check]	1
	WP060	(002101-) Spray Jet - Brush -Green	1
	WP165	(002101-) Brush Spray Nozzle A	1
	WP221	(002101-) Spray Nozzle [Red]	1
	WA367	(002101-) Quick Couple Nozzle Tip 15 Degree	1
	HC227	(002101-) Strainer, 1-1/2"-11NPT, 100Mesh, NoBy-Pass	1
	HC228	(002101-) Strainer, Suction	1
	HC058	(002101-) Filter Element - High D.P.-10Qho G04666Q	1

SECTION 2

Contents	Page
Fig. 1 - Brushes, Replacement	2-3
Fig. 2 - Main Frame Group	2-4
Fig. 3 - Front Axle Group	2-6
Fig. 4 - Front Drive Wheel Motor Mount Group, Right Hand	2-8
Fig. 5 - Front Drive Wheel Motor Mount Group, Left Hand	2-10
Fig. 6 - Wheel and Brake Group, Front . .	2-12
Fig. 7 - Steering Linkage Group	2-14
Fig. 8 - Rear Trailing Arm Group, Right Hand	2-16
Fig. 9 - Rear Trailing Arm Group, Left Hand	2-18
Fig. 10 - Wheel and Brake Group, Rear . . .	2-20
Fig. 11 - Side Panels Group, Right Hand . .	2-22
Fig. 12 - Side Panels Group, Left Hand . . .	2-24
Fig. 13 - Cab Windshield and Lights Group	2-26
Fig. 14 - Cab Door Group, Right Hand	2-28
Fig. 15 - Cab Door Group, Left Hand	2-30
Fig. 16 - Cab Carpet and Windows Group . .	2-32
Fig. 17 - Cab Roof Group	2-34
Fig. 18 - Cab Tilt Group	2-36
Fig. 19 - Cab Steering Wheel Group	2-38
Fig. 20 - Cab Seat Group	2-40
Fig. 21 - Cab Instrument Panel Group	2-42
Fig. 22 - Cab Instrument Panel Group, Upper	2-44
Fig. 23 - Cab Foot Pedals Group	2-46
Fig. 24 - Brake Lines Group	2-48
Fig. 25 - Cab Parking Brake Group	2-50
Fig. 26 - Cab Heater Group	2-52
Fig. 27 - Engine Mount Group	2-54
Fig. 28 - Engine Battery and Alternator Group	2-56
Fig. 29 - Engine Air Filter Group	2-58
Fig. 30 - Engine Muffler Group	2-60
Fig. 31 - Engine Fuel Supply Group	2-62
Fig. 32 - Engine Radiator Mount Group . . .	2-64
Fig. 33 - Engine Radiator Hoses Group . . .	2-66
Fig. 34 - Brush Arm Lift Group, Right Hand	2-68
Fig. 35 - Brush Arm Lift Group, Left Hand . .	2-70
Fig. 36 - Brush Arm Motor Group, Right Hand	2-72
Fig. 37 - Brush Arm Motor Group, Left Hand	2-74

Contents	Page
Fig. 38 - Hopper and Dump Door Group . . .	2-76
Fig. 39 - Hopper Lift Group	2-78
Fig. 40 - Hopper Vacuum Fan Group	2-80
Fig. 41 - Hopper Vacuum Nozzle Group . . .	2-82
Fig. 42 - Hopper Inlet and Drain Group	2-84
Fig. 43 - Wander Hose Group	2-86
Fig. 44 - Hopper Vacuum Fan Access Door Group	2-88
Fig. 45 - Water Tank Rear Door and Bumper Group	2-90
Fig. 46 - Water Pump Group	2-92
Fig. 47 - Water Supply Group	2-94
Fig. 48 - Hydraulic Reservoir and Control Valves Group	2-96
Fig. 49 - Hydraulic Pumps Group	2-98
Fig. 50 - Hydraulic Hose Pumps Group . . .	2-100
Fig. 51 - Hydraulic Hose Steering Group . .	2-102
Fig. 52 - Hydraulic Hose Brush Motors Group	2-104
Fig. 53 - Hydraulic Hose Drive Motor Group	2-106
Fig. 54 - Hydraulic Hose Vacuum Fan Group	2-108
Fig. 55 - Hydraulic Hose Hopper Lift and Dump Door Group	2-110
Fig. 56 - Labels Group	2-112
Fig. 57 - Wire Harnesses Group	2-114

Fig. 1 - Brushes, Replacement



354855

Ref.	Part No.	Serial Number	Description	Qty.
1	NB064	(002101-) Brush, 750mm, 2row, Polypropylene	1
1	NB065	(002101-) Brush, 750mm, 3row, Polypropylene	1
1	NB068	(002101-) Brush, 750mm, 3row [Pye Terephthalate]	1
1	NB069	(002101-) Brush, 750mm, 3row, Polyprop / Wire Mix	1
2	KM274	(002101-) Tee Allen Key With S	1
3	GT347	(002101-) St St Button Hd Screw, M8 X 45 Long	6

Fig. 2 - Main Frame Group

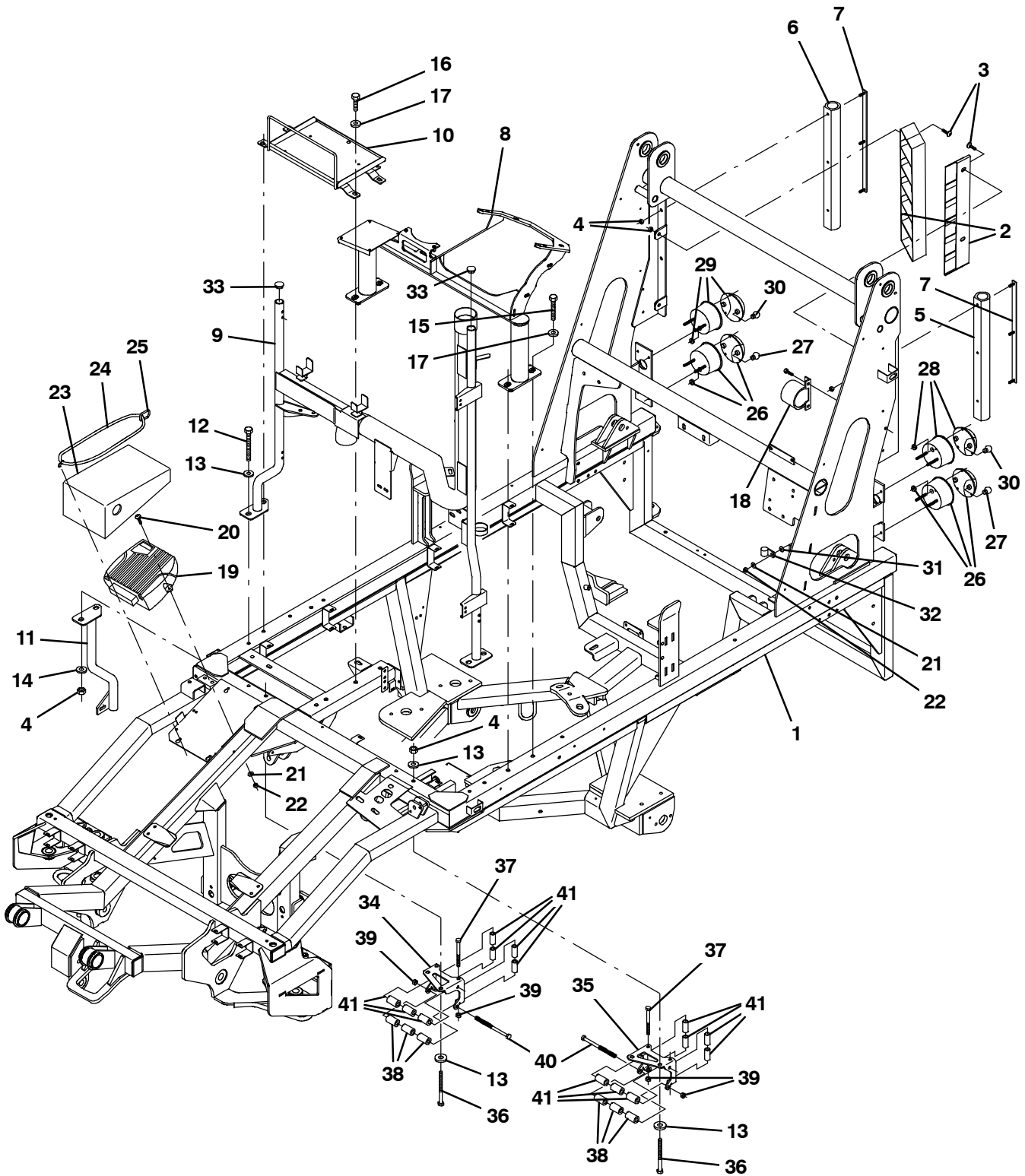


Fig. 2 - Main Frame Group

Ref.	Part No.	Serial Number	Description	Qty.
1	CA364	(002101-) Chassis Wldt [636]	1
2	CD290	(002101-) Louvre Wldt	2
3	17284	(002101-) Screw, Btn, M8 X 1.25 X 16, Ss	6
4	08713	(002101-) Nut, Hex, Lock, M8 X 1.25, NI, Ss	21
5	GM294	(002101-) L/H Rubber Bumper	1
6	GM463	(002101-) Bumper,Rear R.H. - Vertical	1
7	CD055	(002101-) Fixing Bracket Assy,Rubber Bumper	2
8	CD170	(002101-) Support Frame Inlet Tube -636	1
9	PP403	(002101-002151) Air Intake Goalpost Weldment - 636	1
9	PP469	(002152-) Air Intake Goalpost Weldment - 636	1
10	CD090	(002101-) Tray,Battery,Weldment,636	1
11	CD083	(002101-) Bracket Wldt, Rh Side Panel [636]	1
12	49883	(002101-) Screw, Hex, M8 X 1.25 X 120, 8.8, FI	5
13	32490	(002101-) Washer, Flat, 0.25, Std	9
14	763041	(002101-) Washer, Flat, Belleville, M8	5
15	GT396	(002101-) Bolt,Hex Head M10 x 120 Mm Zinc Plated	2
16	GT325	(002101-) M10 X 70 St/St Bolt A4-70	2
17	32492	(002101-) Washer, Flat, 0.38, Std	4
18	ES038	(002101-) Beeper-Audible	1
19	ES243	(002101-) Iqan Xt2 Interface	1
20	GT111	(002101-) M6 X 20 Button Head Socket Scr	2
21	01684	(002101-) Washer, Flat, 0.27b 0.69d .05, Ss	10
22	08708	(002101-) Nut, Hex, Lock, M6 X 1.00, NI	9
23	CP223	(002101-) Cover - Chassis Xt2 Unit - 636	1
24	AW009	(002101-) Fastener - Rubber Wo	1
25	GM154	(002101-) Snap Clip - 46 Mm (S/Plow)	1
26	ES254	(002101-) Rear Lights / Stop (Bulb Not Included)	2
27	ES276	(002101-) Bulb-12v 21/5w Tail	2
28	ES256	(002101-) Direction Indicators (Bulb Not Included)	1
29	ES255	(002101-) Direction Indicator (Bulb Not Included)	1
30	ES032	(002101-) Bulb - 12v, 21w	4
31	41141	(002101-) Washer, Lock, Int-Ext, 0.31	4
32	26395-1	(002101-) Clamp, Cable, Stl, 0.56d X 0.38w, 1hole	4
33	80288	(002101-) Plug, Hole, Rnd, 0.81h, Blk	2
34	CB855	(002101-) Bracket, Guide, Hose, Transmission, Rh	1
35	CB850	(002101-) Bracket, Guide, Hose, Transmission, Lh	1
36	GT377	(002101-) M8 X 75 St/St Bolt A4-70	2
37	GT312	(002101-) Bolt, Hex Hd - M6 x 70	4
38	GB095	(002101-) Boss, 16 O/D X 8.5 I/D X 28 Long	6
39	GN046	(002101-) M6 Nut Nylon/Ins T G.8 Zc	8
40	GT313	(002101-) M6 X 100 St/St Bolt A4-70	4
41	GB090	(002101-) Boss, 12od X 6id X 28l	14

Fig. 3 - Front Axle Group

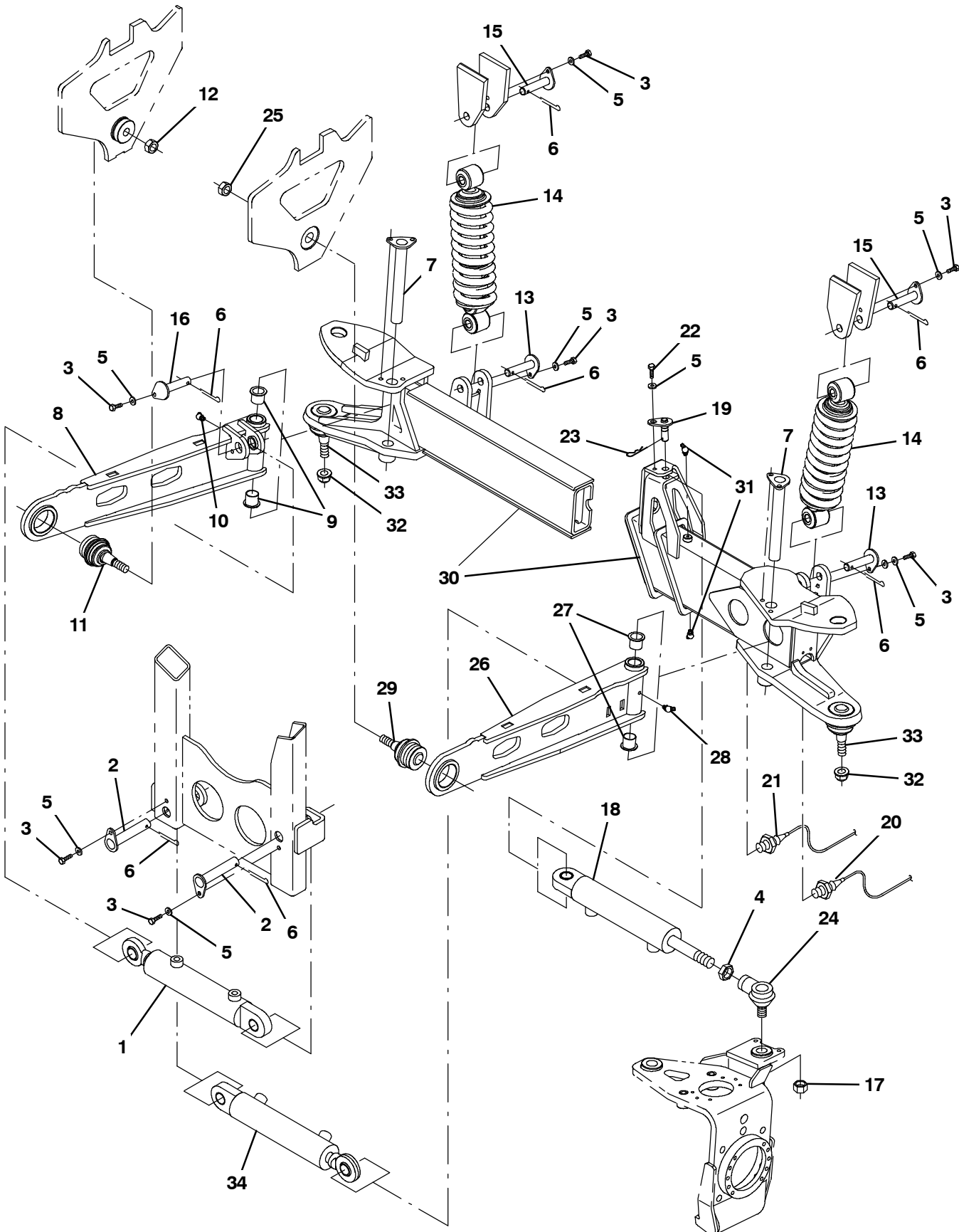


Fig. 3 - Front Axle Group

Ref.	Part No.	Serial Number	Description	Qty.	
1	HC218	(002101-) Hydraulic Cylinder - Tracking Upper	1	
2	FA127	(002101-) Pin Wldt, Pivot, Tracking Cyl Anchor	2	
3	15675	(002101-) Screw, Hex, M8 X 1.25 X 16, Ss	8	
4	GN064	(002101-) M16 X 1.5 Locknut G.8 Zy	1	
5	763041	(002101-) Washer, Flat, Belleville, M8	9	
6	GG265	(002101-) M4 X 25 St/St Split/Pin A2	8	
7	FA085	(002101-) Pin Wldt, Pivot, Trailing Arm	2	
▽	FA072	(002101-) Trailing Arm Rh-Assembly	1	
▲	8	FA073	(002101-) Trailing Arm, Rh, Wldt	1
▲	9	GB073	(002101-) Bushing, Du Flanged - 2	2
▲	10	GG023	(002101-) 45 Degree Grease Nipple (M6)	1
▲	11	GG227	(002101-) Ball Joint - Carryin	1
▲	12	360680	(002101-) Nut, Hex, Lock, M14 X 1.50, NI	1
13	FA130	(002101-) Pin Wldt, Shock Absorber, Lower	2	
14	CT053	(002101-) Shock Absorber Assem	2	
15	CT025	(002101-) Pin Wldt, Shock Absorber	2	
16	FA123	(002101-) Pin Wldt, Pivot, Tracking Cyl Rod	2	
17	GN091	(002101-) Nut-Philidus Mk V -M16 X 1.5(Fine)	1	
18	HC211	(002101-) Hydraulic Cylinder -	1	
19	FA069	(002101-) Pin Wldt, Pivot, Steering Cyl	1	
20	ES280	(002101-) Switch-Proximity-Ind (With Connector)	1	
21	ES281	(002101-) Switch-Proximity-Ind (With Connector)	1	
22	15675	(002101-) Screw, Hex, M8 X 1.25 X 16, Ss	1	
23	BB028	(002101-) Pin, R	1	
24	GG229	(002101-) Ball Joint, Track Ro	1	
▽	FA082	(002101-) Track Arm Lh Assembly	1	
▲	25	360680	(002101-) Nut, Hex, Lock, M14 X 1.50, NI	1
▲	26	FA083	(002101-) Trailing Arm, Wldt	1
▲	27	GB073	(002101-) Bushing, Du Flanged - 2	2
▲	28	GG023	(002101-) 45 Degree Grease Nipple (M6)	1
▲	29	GG227	(002101-) Ball Joint - Carryin	1
▽	30	FA151	(002101-) Axle Assy. Cpt With Ball Joints	1
▲	31	GG039	(002101-) Grease Nipple Straight - M6	2
▲	32	360680	(002101-) Nut, Hex, Lock, M14 X 1.50, NI	2
▲	33	GG227	(002101-) Ball Joint - Carryin	2
34	HC219	(002101-) Cylinder, Hyd [Tracking Lower]	1	

Fig. 4 - Front Drive Wheel Motor Mount Group, Right Hand

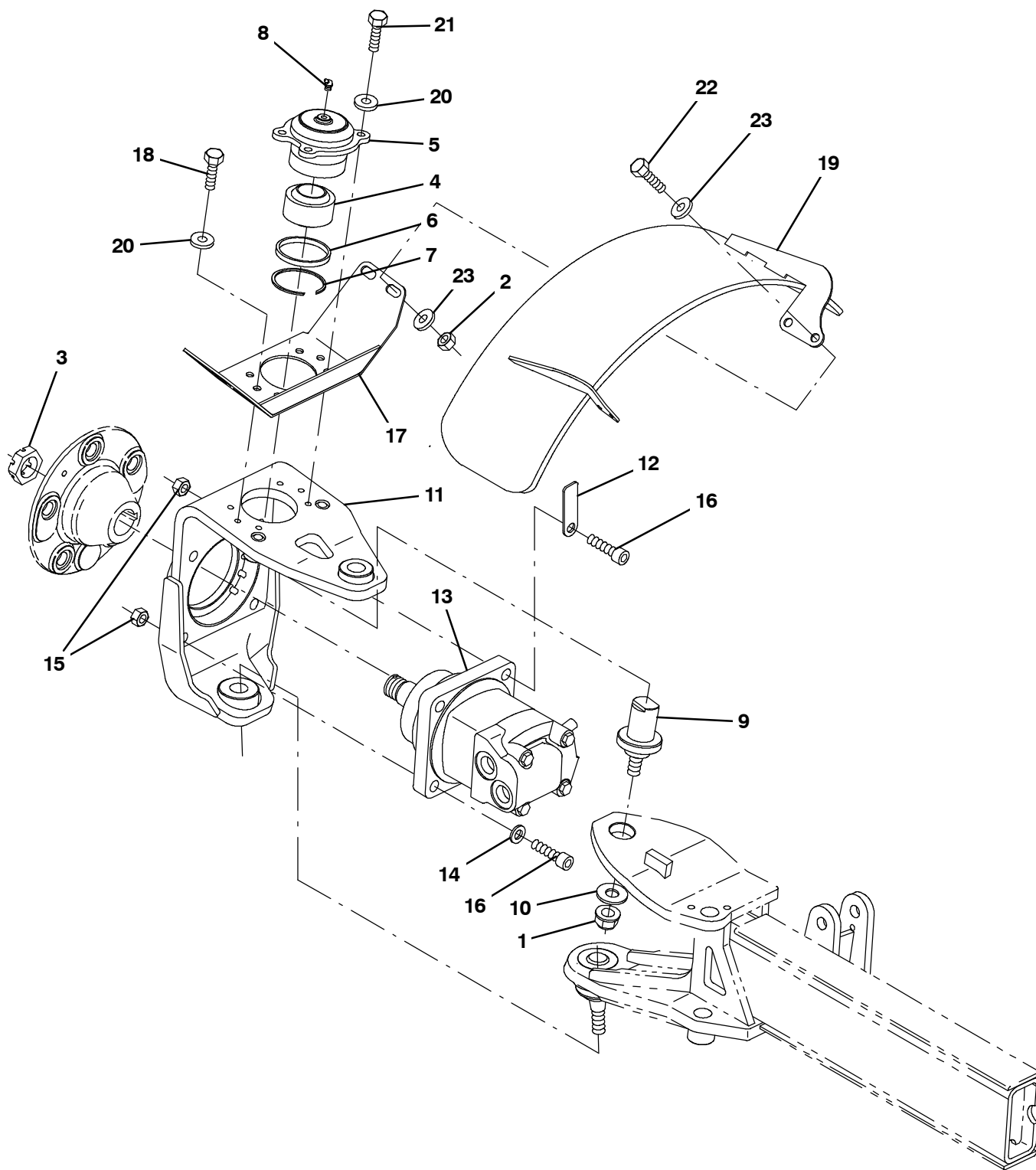


Fig. 4 - Front Drive Wheel Motor Mount Group, Right Hand

Ref.	Part No.	Serial Number	Description	Qty.	
1	GN091	(002101-) Nut-Philidus Mk V -M16 X 1.5(Fine)	1	
2	08709	(002101-) Nut, Hex, Lock, M8 X 1.25, NI	4	
3	HM032	(002101-) Nut	1	
▽	FA176	(002101-) Bearing Housing Assy, Top King Pin	1	
▲	4	GG244	(002101-) Bearing, Spherical,	1
▲	5	FA064	(002101-) Bearing Housing, Top King Pin - Weldment	1
▲	6	HC163	(002101-) Scraper - 50 I/D X 5	1
▲	7	GM260	(002101-) Snap Ring, Internal	1
▲	8	GG023	(002101-) 45 Degree Grease Nipple (M6)	1
9	FA093	(002101-) Pivot Pin - King Pin Top - Machined	1	
10	FA134	(002101-) Washer, Top King Pin - Machining	1	
11	FA156	(002101-) Hub Carrier Rh, 2nd W,Ment Front Brakes	1	
12	FA116	(002101-) Plate, Support - Case Drain Hose - Devel	2	
▽	13	HM060	(002101-) Motor, Wheel, 100cc / Rev Displ	1
▲	02643	(002101-) Seal Kit, Motor, Hyd	1	
14	32493	(002101-) Washer, Flat, 0.50, Std	2	
15	08711	(002101-) Nut, Hex, Lock, M12 X 1.75, NI	4	
16	GT293	(002101-) M12 X 50 Skt Cap 12.9 Zc	4	
17	FA204	(002101-) Plate Wldt, Bh, Hyd Hose, Rh	1	
18	16931	(002101-) Screw, Hex, M8 X 1.25 X 20, 8.8	2	
19	CB890	(002101-) Mudguard Wldt - Rh	1	
20	763041	(002101-) Washer, Flat, Belleville, M8	6	
21	39277	(002101-) Screw, Hex, M8 X 1.25 X 25, 8.8	4	
22	16931	(002101-) Screw, Hex, M8 X 1.25 X 20, 8.8	4	
23	32490	(002101-) Washer, Flat, 0.25, Std	8	

Fig. 5 - Front Drive Wheel Motor Mount Group, Left Hand

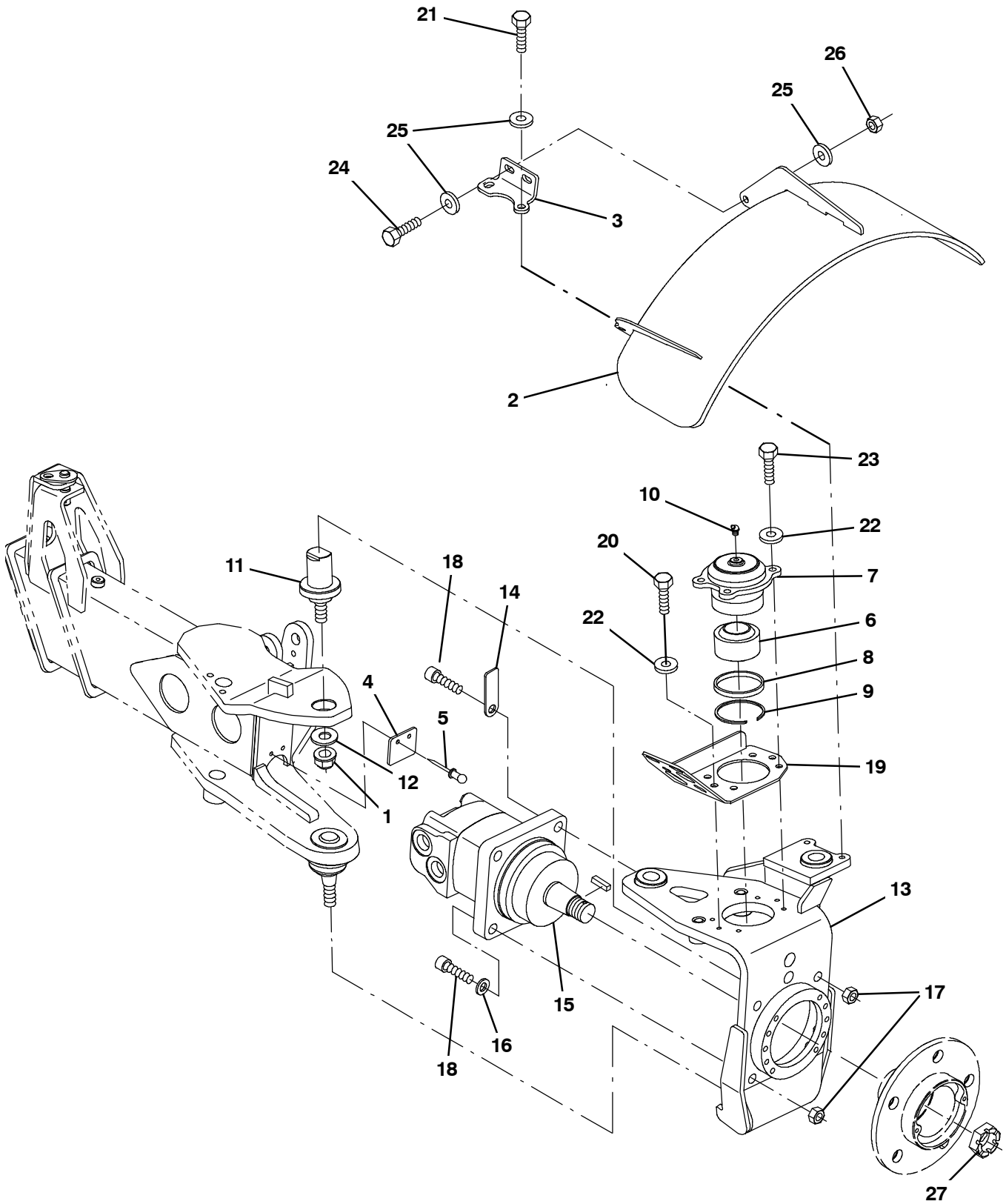


Fig. 5 - Front Drive Wheel Motor Mount Group, Left Hand

Ref.	Part No.	Serial Number	Description	Qty.	
1	GN091	(002101-) Nut-Philidus Mk V -M16 X 1.5(Fine)	1	
2	CB878	(002101-) Mudguard Wldt - Lh	1	
3	CD007	(002101-) Plate, Fixing, L/H Mudguard -Formed	1	
4	FA171	(002101-) End Cover,Rh Axle Beam	1	
5	GG134	(002101-) Pop Rivet, Large Flange	2	
▽	FA176	(002101-) Bearing Housing Assy, Top King Pin	1	
▲	6	GG244	(002101-) Bearing, Spherical,	1
▲	7	FA064	(002101-) Bearing Housing, Top King Pin - Weldment	1
▲	8	HC163	(002101-) Scraper - 50 I/D X 5	1
▲	9	GM260	(002101-) Snap Ring, Internal	1
▲	10	GG023	(002101-) 45 Degree Grease Nipple (M6)	1
	11	FA093	(002101-) Pivot Pin - King Pin Top - Machined	1
	12	FA134	(002101-) Washer, Top King Pin - Machining	1
	13	FA155	(002101-) Hub Carrier Lh W,Ment Front Brakes	1
	14	FA116	(002101-) Plate, Support - Case Drain Hose - Devel	2
▽	15	HM060	(002101-) Motor, Wheel, 100cc / Rev Displ	1
▲		02643	(002101-) Seal Kit, Motor, Hyd	1
	16	32493	(002101-) Washer, Flat, 0.50, Std	2
	17	08711	(002101-) Nut, Hex, Lock, M12 X 1.75, NI	4
	18	GT293	(002101-) M12 X 50 Skt Cap 12.9 Zc	4
	19	FA205	(002101-) Plate Wldt, Bh, Hyd Hose, Lh	1
	20	16931	(002101-) Screw, Hex, M8 X 1.25 X 20, 8.8	2
	21	16735	(002101-) Screw, Hex, M8 X 1.25 X 16, 8.8	2
	22	763041	(002101-) Washer, Flat, Belleville, M8	6
	23	39277	(002101-) Screw, Hex, M8 X 1.25 X 25, 8.8	4
	24	16931	(002101-) Screw, Hex, M8 X 1.25 X 20, 8.8	4
	25	32490	(002101-) Washer, Flat, 0.25, Std	10
	26	08709	(002101-) Nut, Hex, Lock, M8 X 1.25, NI	4
	27	HM032	(002101-) Nut	1

Fig. 6 - Wheel and Brake Group, Front

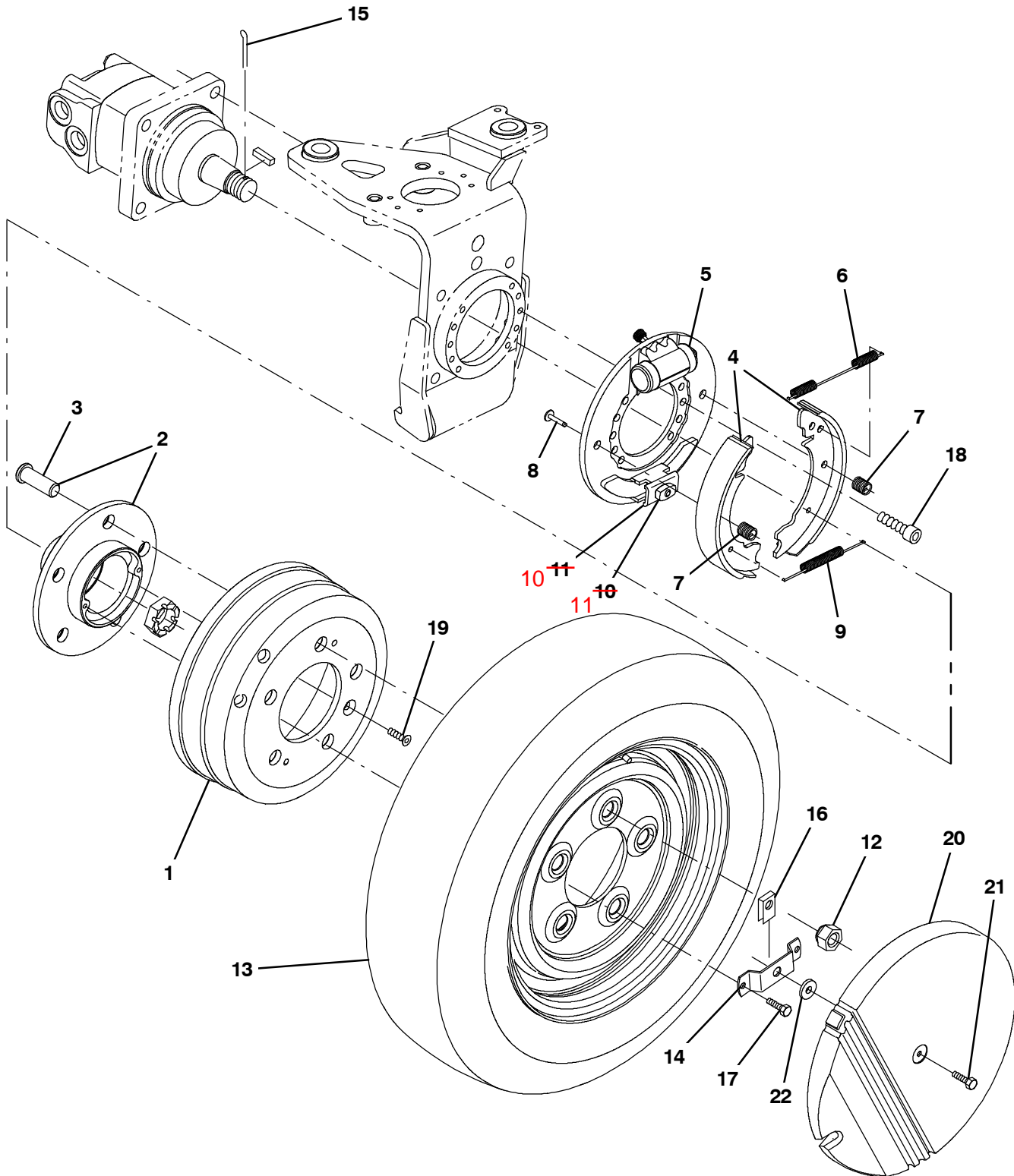


Fig. 6 - Wheel and Brake Group, Front

Ref.	Part No.	Serial Number	Description	Qty.
1	FA174	(002101-) Drum, Front Brake, Machined	2
▽ 2	FA175	(002101-) Wheel Hub Assy 5 Stud	2
▲ 3	GT414	(002101-) Wheel Stud - M16 X 1.5 X 47 Lg	10
4	BB177	(002101-) Brake Shoe Replacement Kit.Front Brake	1
5	BB171	(002101-) Wheel Cylinder,Front Brake	1
6	BB179	(002101-) Tension Spring,Upper,Front Brake	1
7	BB173	(002101-) Shoe Steady Spring ,Front Brake	2
8	BB176	(002101-) Spring Buckle,Front Brake	2
9	BB178	(002101-) Tension Spring,Lower ,Front Brake	1
10	BB174	(002101-) Adjuster Bolt,Front Brake - Wedge, Front Brake	1
11	BB175	(002101-) Adjuster Wedge,Front Brake - Front Brake	1
12	GN090	(002101-) Nut,Wheel -M16 X 1.5	10
13	TW055	(002101-) Wheel Assembly,155/7	2
14	CB946	(002101-) Bracket, Hub Cap -Formed	2
15	GG249	(002101-) Pin, Split 11/2 X 1/8 Stst A2	2
16	GG074	(002101-) 'U' Type Receptacle	2
17	GT234	(002101-) M6 X 10 Low Hd. Socket Cap Ptd	4
18	49609	(002101-) Screw, Soc, M8 X 1.25 X 16, 12.9	20
19	GT302	(002101-) Screw, Csk Hd Slotted - M8 X 12	2
20	TW056	(002101-) Wheel Trim, 636/525	2
21	GG256	(002101-) Slotted Fastener-525	2
22	GG073	(002101-) Retainer	2

Fig. 7 - Steering Linkage Group

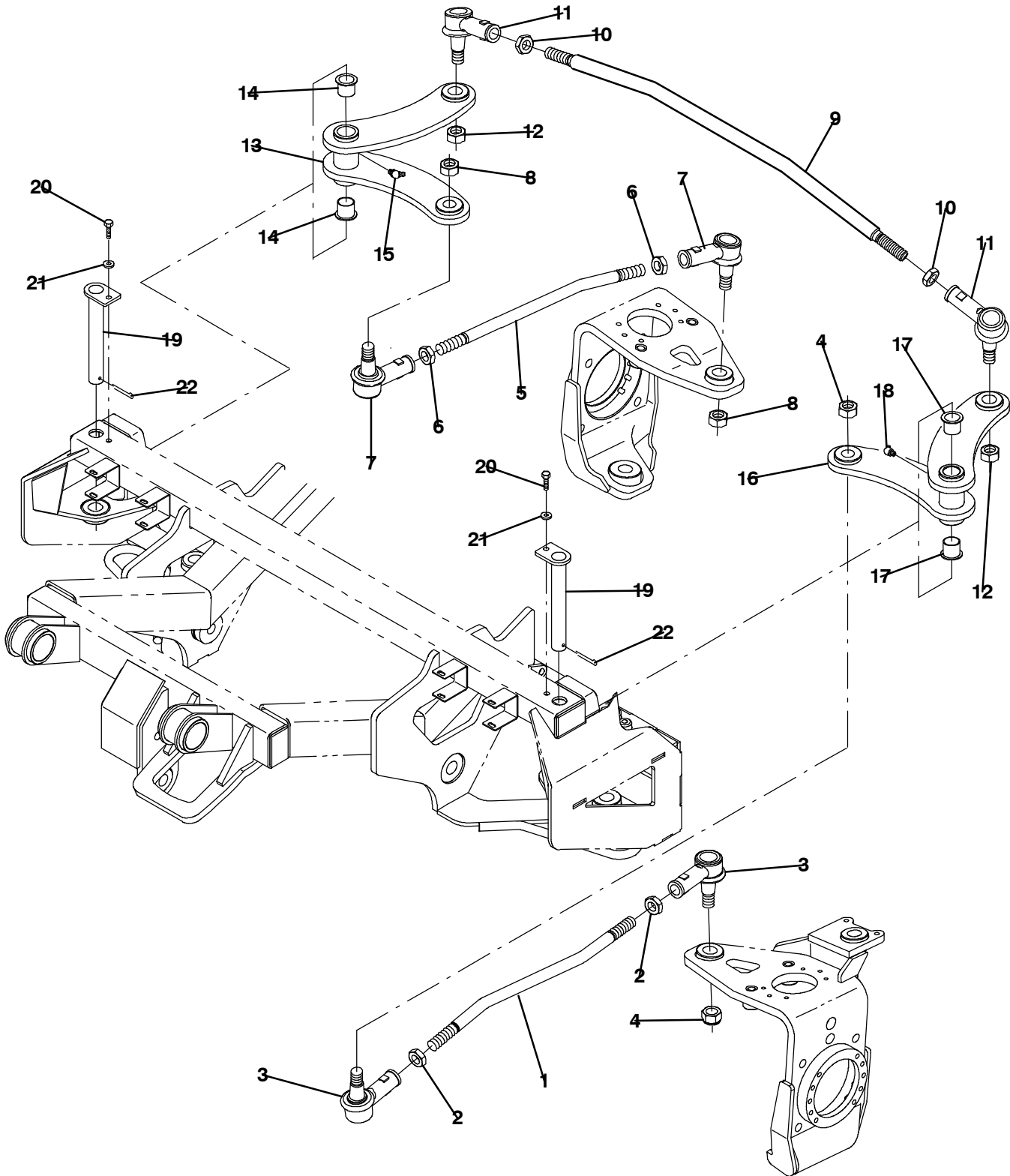


Fig. 7 - Steering Linkage Group

Ref.	Part No.	Serial Number	Description	Qty.
▽		FS007 (002101-) Drag Link-Lh Assembly	1
▲	1	FS008 (002101-) Drag Link, Formed - Lh	1
▲	2	GN064 (002101-) M16 X 1.5 Locknut G.8 Zy	2
▲	3	GG229 (002101-) Ball Joint, Track Ro	2
▲	4	GN091 (002101-) Nut, Mk V -M16 X 1.5 [Fine]	2
▽		FS016 (002101-) Drag Link, Assembly - Rh	1
▲	5	FS017 (002101-) Drag Link - Formed - Rh	1
▲	6	GN064 (002101-) M16 X 1.5 Locknut G.8 Zy	2
▲	7	GG229 (002101-) Ball Joint, Track Ro	2
▲	8	GN091 (002101-) Nut, Mk V -M16 X 1.5 [Fine]	2
▽		FS020 (002101-) Track Rod Assy, Close Bends	1
▲	9	FS021 (002101-) Track Rod, Formed, Close Bends	1
▲	10	GN064 (002101-) M16 X 1.5 Locknut G.8 Zy	2
▲	11	GG229 (002101-) Ball Joint, Track Ro	2
▲	12	GN091 (002101-) Nut-Philidus Mk V -M16 X 1.5(Fine)	2
▽		FS001 (002101-) Bell Crank Steering Lever, Rh - Assembly	1
▲	13	FS002 (002101-) Bell Crank Steering Lever, Rh - Weldment	1
▲	14	GB073 (002101-) Bushing, Du Flanged - 2	2
▲	15	GG023 (002101-) 45 Degree Grease Nipple (M6)	1
▽		FS005 (002101-) Bell Crank Steering Lever, Lh - Assembly	1
▲	16	FS006 (002101-) Bell Crank Steering Lever, Lh - Weldment	1
▲	17	GB073 (002101-) Bushing, Du Flanged - 2	2
▲	18	GG023 (002101-) 45 Degree Grease Nipple (M6)	1
	19	FA089 (002101-) Pin Wldt, Pivot, Bell Crank Steer Lever	2
	20	15675 (002101-) Screw, Hex, M8 X 1.25 X 16, Ss	2
	21	763041 (002101-) Washer, Flat, Belleville, M8	2
	22	GG265 (002101-) M4 X 25 St/St Split/Pin A2	2

Fig. 8 - Rear Trailing Arm Group, Right Hand

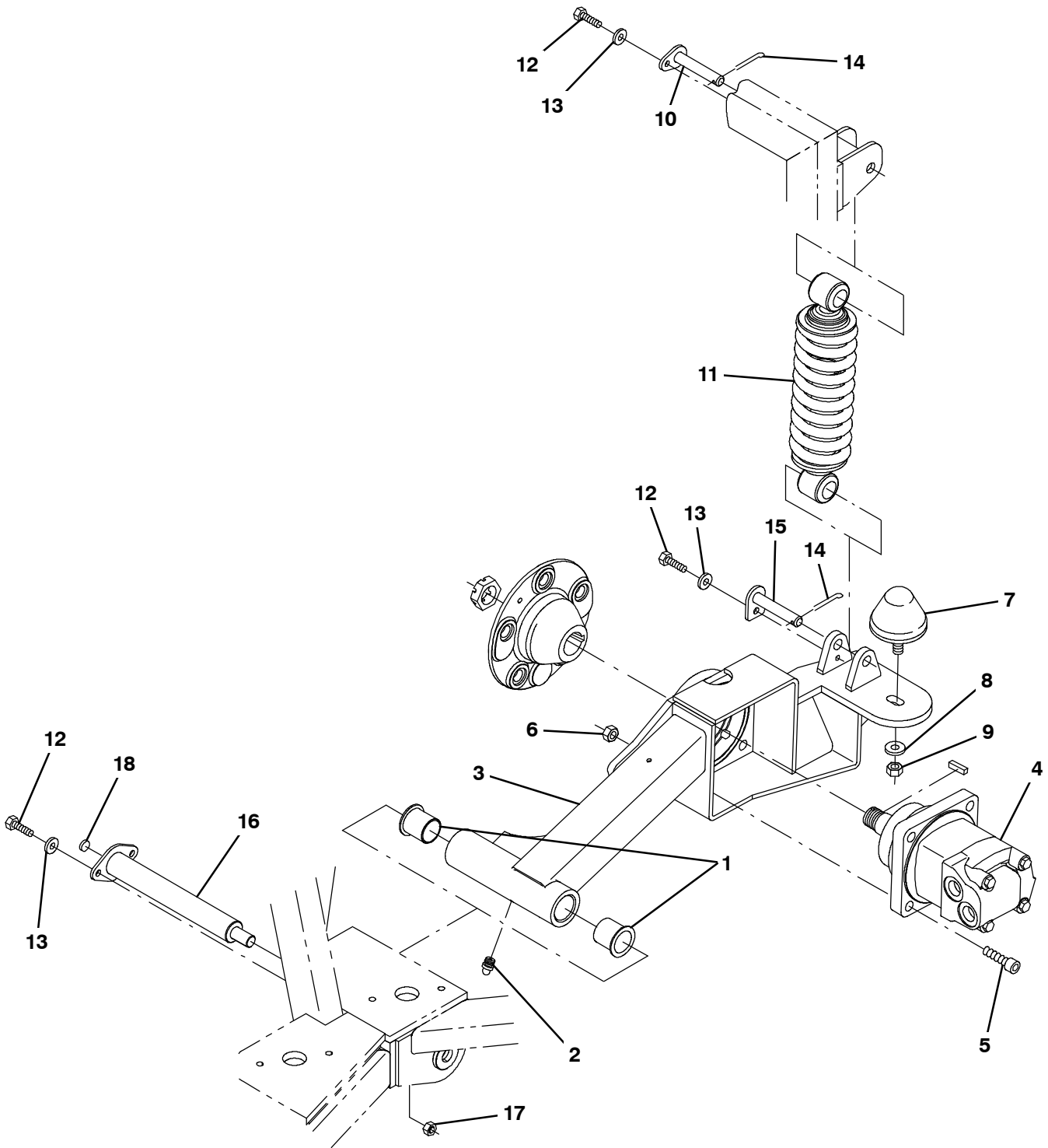


Fig. 8 - Rear Trailing Arm Group, Right Hand

Ref.	Part No.	Serial Number	Description	Qty.	
1	GB089	(002101-) Bush, Igus - 30 I/D	2	
2	GG039	(002101-) Grease Nipple Straight - M6	2	
3	CT002	(002101-) Rear Axle, Rh Wldt	1	
▽	4	HM060	(002101-) Motor, Wheel, 100cc / Rev Displ (High Speed)	1
▲		02643	(002101-) Seal Kit, Motor, Hyd	1
▽	4	HM064	(002101-) Motor, Hydraulic, Wheel 130cc USA SAE (Hill Climb)	1
▲		02643	(002101-) Seal Kit, Motor, Hyd	1
	5	GT376	(002101-) M12 X 45 Skt Cap 12.9 Zc	4
	6	08711	(002101-) Nut, Hex, Lock, M12 X 1.75, NI	4
	7	GG234	(002101-) Stop, Conical Progres	1
	8	32493	(002101-) Washer, Flat, 0.50, Std	1
	9	08711	(002101-) Nut, Hex, Lock, M12 X 1.75, NI	1
	10	CT025	(002101-) Pin Wldt, Shock Absorber	1
	11	CT053	(002101-) Shock Absorber Assem	1
	12	15675	(002101-) Screw, Hex, M8 X 1.25 X 16, Ss	3
	13	32491	(002101-) Washer, Flat, 0.31, Std	3
	14	GG265	(002101-) M4 X 25 St/St Split/Pin A2	1
	15	FA130	(002101-) Pin Wldt, Shock Absorber, Lower	1
	16	CT021	(002101-) Pin Wldt, Pivot, Rear Axle	1
	17	GN068	(002101-) Nut, Nyloc - M16 St/St A2	1
	18	GG260	(002101-) Cover Plug, Plastic - M10 Hole	1

Fig. 9 - Rear Trailing Arm Group, Left Hand

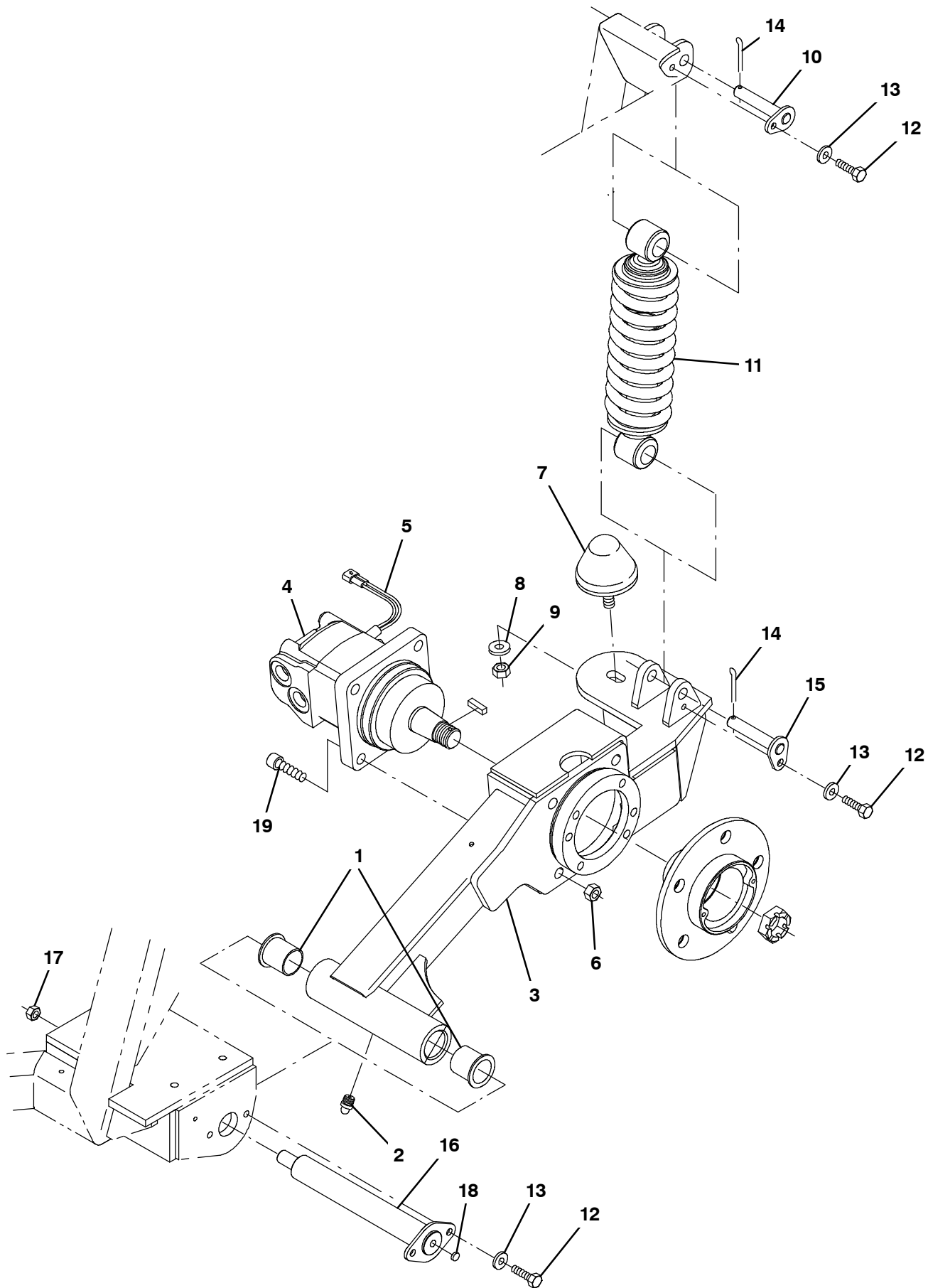


Fig. 9 - Rear Trailing Arm Group, Left Hand

Ref.	Part No.	Serial Number	Description	Qty.	
1	GB089	(002101-) Bush, Igus - 30 I/D	2	
2	GG039	(002101-) Grease Nipple Straight - M6	1	
3	CT019	(002101-) Rear Axle - Lh -Weldment	1	
▽	4	HM061	(002101-) Motor, Wheel, 100cc, Cw Speed Sensor (High Speed)	1
▲	5	ES285	(002101-) Sensor, Speed - Wheel Motor, Modified	1
▲		02643	(002101-) Seal Kit, Motor, Hyd	1
▽	4	HM063	(002101-) Motor, Wheel, 130cc, Cw Speed (Hill Climb)	1
▲	5	ES285	(002101-) Sensor, Speed - Wheel Motor, Modified	1
▲		02643	(002101-) Seal Kit, Motor, Hyd	1
6	08711	(002101-) Nut, Hex, Lock, M12 X 1.75, NI	4	
7	GG234	(002101-) Stop,Conical Progres	1	
8	32493	(002101-) Washer, Flat, 0.50, Std	1	
9	08711	(002101-) Nut, Hex, Lock, M12 X 1.75, NI	1	
10	CT025	(002101-) Pin Wldt, Shock Absorber	1	
11	CT053	(002101-) Shock Absorber Assem	1	
12	15675	(002101-) Screw, Hex, M8 X 1.25 X 16, Ss	3	
13	763041	(002101-) Washer, Flat, Belleville, M8	3	
14	GG265	(002101-) M4 X 25 St/St Split/Pin A2	2	
15	FA130	(002101-) Pin Wldt, Shock Absorber, Lower	1	
16	CT021	(002101-) Pin Wldt, Pivot, Rear Axle	1	
17	GN068	(002101-) Nut, Nyloc - M16 St/St A2	1	
18	GG260	(002101-) Cover Plug,Plastic - M10 Hole	1	
19	GT376	(002101-) M12 X 45 Skt Cap 12.9 Zc	4	

Fig. 10 - Wheel and Brake Group, Rear

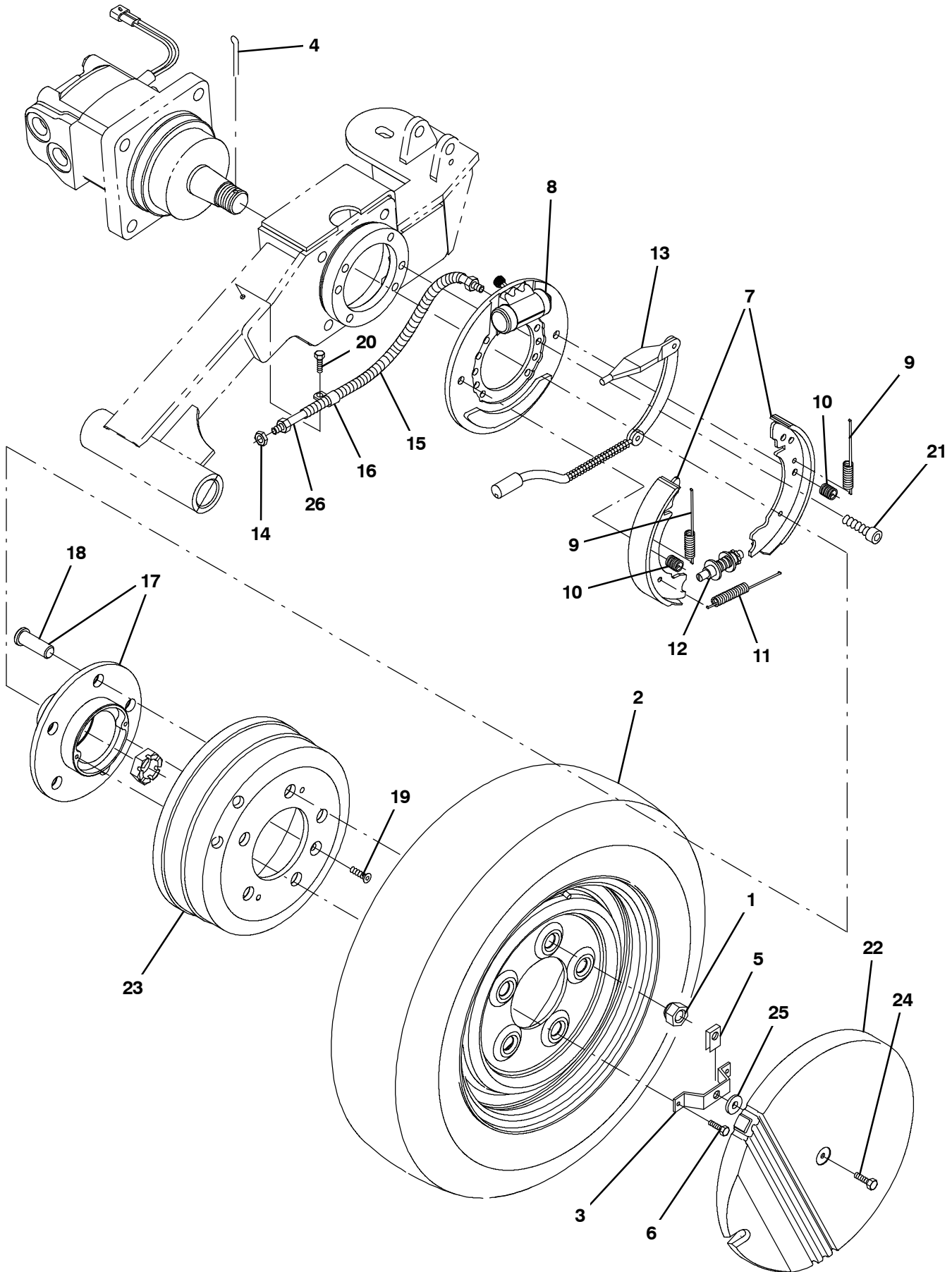


Fig. 10 - Wheel and Brake Group, Rear

Ref.	Part No.	Serial Number	Description	Qty.	
1	GN090	(002101-) Nut,Wheel -M16 X 1.5	10	
2	TW055	(002101-) Wheel Assembly,155/7	2	
3	CB946	(002101-) Bracket, Hub Cap -Formed	2	
4	GG249	(002101-) Pin, Split 11/2 X 1/8 Stst A2	2	
5	GG074	(002101-) 'U' Type Receptacle	2	
6	GT234	(002101-) M6 X 10 Low Hd. Socket Cap Ptd	4	
▽	BB123	(002101-) Brake Assembly Complete-Left Hand	1	
▲	7	BB126	(002101-) Brake Shoes-Replacement Kit	1
▲	8	BB133	(002101-) Wheel Cylinder	1
▲	9	BB135	(002101-) Upper Tension Spring	2
▲	10	BB134	(002101-) Shoe Steady Spring	2
▲	11	BB136	(002101-) Lower Tension Spring	1
▲	12	BB127	(002101-) Manual Adjuster	1
▲	13	BB125	(002101-) Brake Cable Adaptor	2
▽	BB124	(002101-) Brake Assembly Complete-Right Hand	1	
▲	7	BB126	(002101-) Brake Shoes-Replacement Kit	1
▲	8	BB133	(002101-) Wheel Cylinder	1
▲	9	BB135	(002101-) Upper Tension Spring	2
▲	10	BB134	(002101-) Shoe Steady Spring	2
▲	11	BB136	(002101-) Lower Tension Spring	1
▲	12	BB127	(002101-) Manual Adjuster	1
▲	13	BB125	(002101-) Brake Cable Adaptor	2
	14	GN073	(002101-) Nut,Hex Lock (Thin) M10 X 1.0p	2
	15	CT039	(002101-) Flexible Hose	2
	16	BB079	(002101-) 13mm P_Clip (From Assy. M/L)	2
26395-1	17	CT057	(002101-) Wheel Hub Assy -Rear -5 Stud	2
▲	18	GT414	(002101-) Wheel Stud - M16 X 1.5 X 47 Lg	10
	19	GT302	(002101-) Screw, Csk Hd Slotted - M8 X 12	2
	20	74455	(002101-) Screw, Hex, M6 X 1.00 X 12, Fmg	2
	21	GT291	(002101-) M12 X 20 Skt Cap 12.9 Zc	12
	22	TW056	(002101-) Wheel Trim, 636/525	2
	23	CT056	(002101-) Drum,Rear Brake,Mach	2
	24	GG256	(002101-) Slotted Fastener-525	2
	25	GG073	(002101-) Retainer	2
	26	CT039	(002101-) Flexible Hose	2

Fig. 11 - Side Panels Group, Right Hand

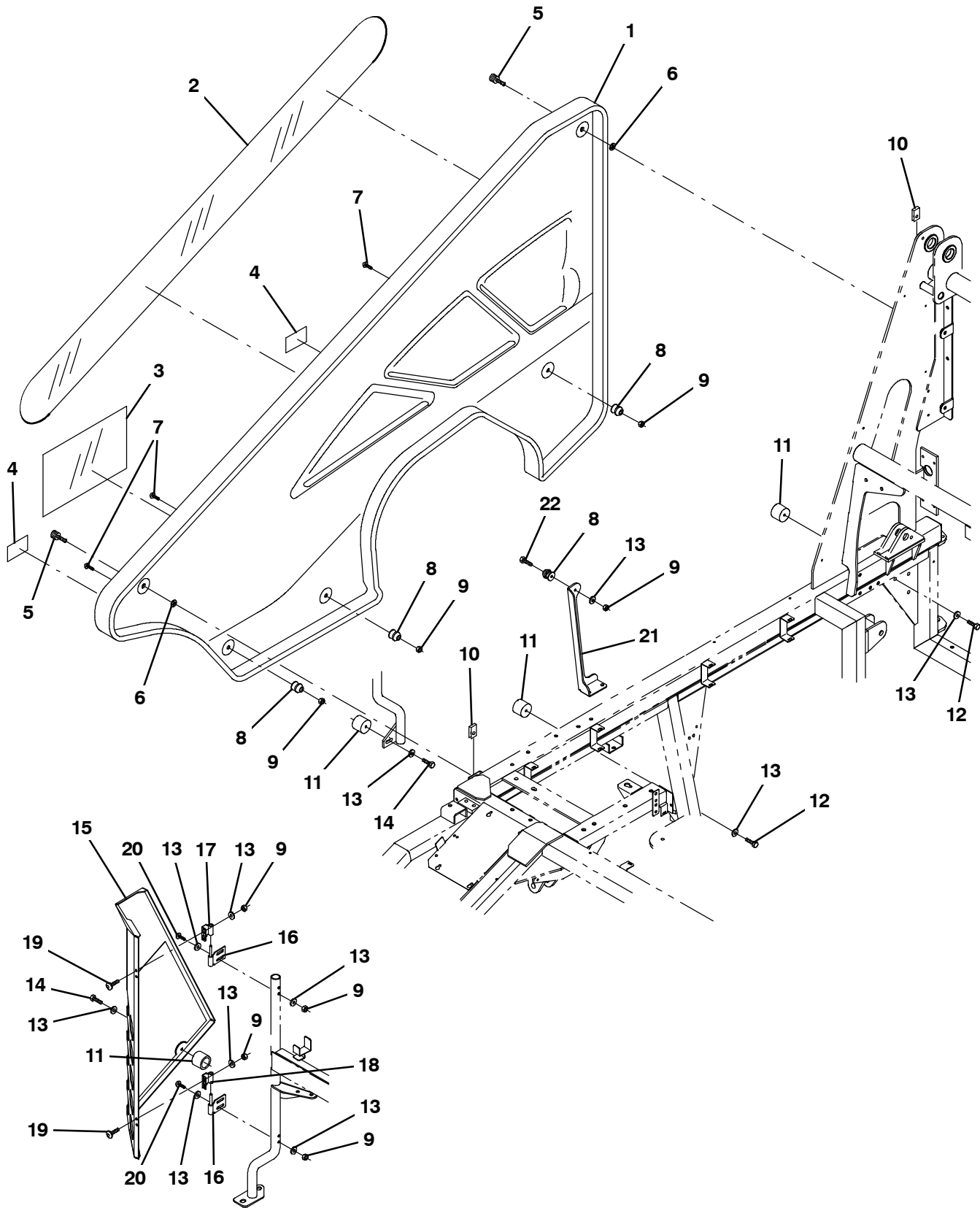


Fig. 11 - Side Panels Group, Right Hand

	Ref.	Part No.	Serial Number	Description	Qty.
▽	1	CP233	(002101-) Side Panel -Rh Assembly -636	1
▲	2	GM505	(002101-) Decal, Side Panel - 636 - Green/White	1
▲	3	GM517	(002101-) Decal, 636 Hs - Green/White	1
	4	GM451	(002101-) Label, Tire Press	2
	5	GG146	(002101-) Knurled Fastener	2
	6	GG148	(002101-) Retainer - Knurled Fastener	2
	7	GT338	(002101-) M6 X 30 St/St Skt Btn A4	3
	8	GG033	(002101-) Door Stop Male	4
	9	08712	(002101-) Nut, Hex, Lock, M6 X 1.00, NI, Ss	12
	10	GG147	(002101-) U-Type Recepticle - Knurled Fastener	2
	11	GG044	(002101-) Door Stop Female	4
	12	08716	(002101-) Screw, Hex, M6 X 1.00 X 20, Ss	2
	13	19066	(002101-) Washer, Flat, 10	17
	14	15678	(002101-) Screw, Hex, M6 X 1.00 X 16, Ss	2
	15	CD529	(002101-) Side Access Door, Rh, 636 W/Label	1
	16	CD100	(002101-) Top/Bottom, R/H Frame Hinge ,636	2
	17	CD103	(002101-) Top R/H Door Hingde -636	1
	18	CD106	(002101-) Bottom R/H Door Hinge -636	1
	19	GT320	(002101-) St St Button Hd Screw, M6 X 12 Long	4
	20	GT338	(002101-) M6 X 30 St/St Skt Btn A4	4
	21	CD099	(002101-) Bracket,Access Door -636	1
	22	06945	(002101-) Screw, Hex, M6 X 1.00 X 30, 8.8	1

Fig. 12 - Side Panels Group, Left Hand

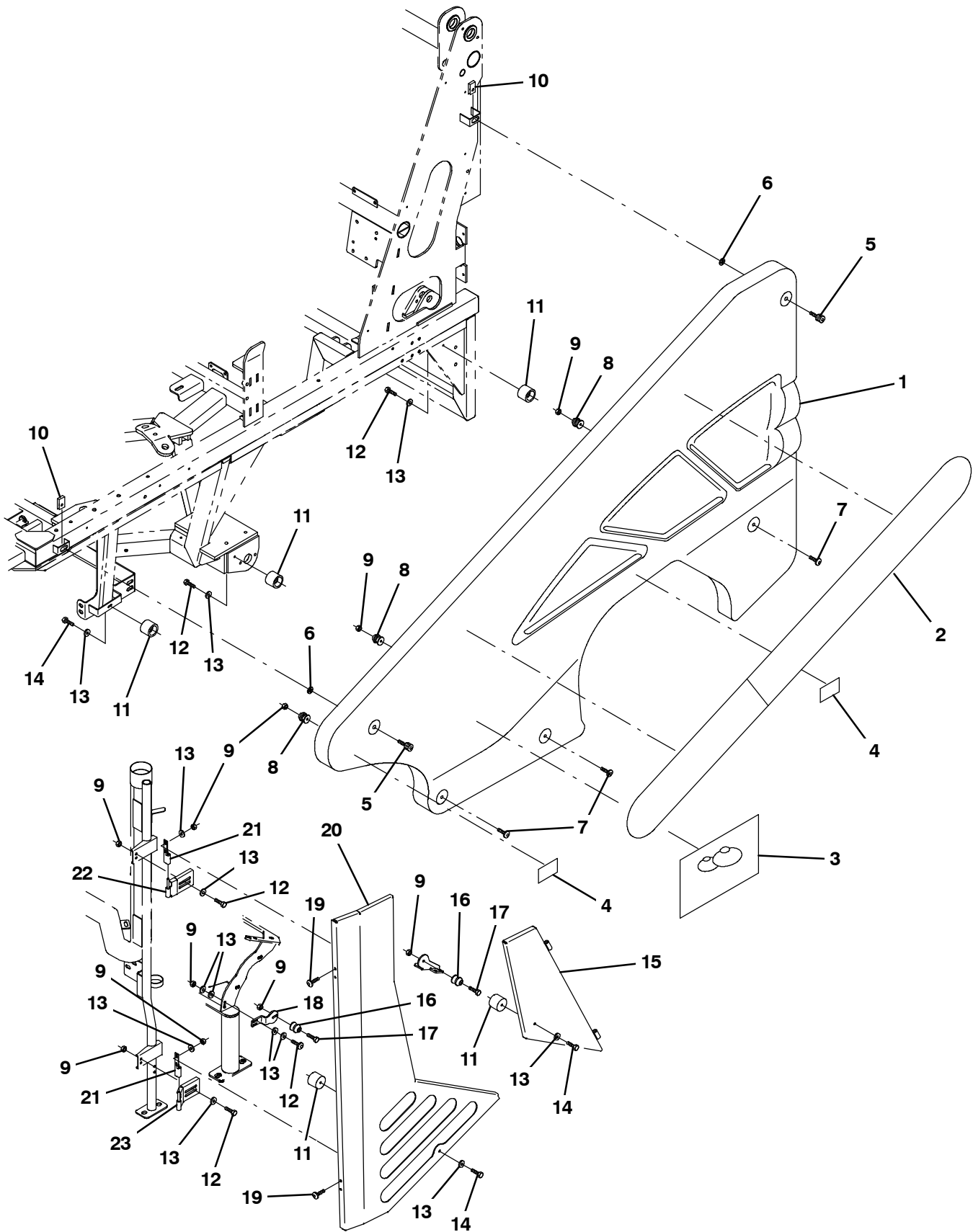


Fig. 12 - Side Panels Group, Left Hand

	Ref.	Part No.	Serial Number	Description	Qty.
▽	1	CP232	(002101-) Side Panel -Lh Assembly -636	1
▲	2	GM505	(002101-) Decal, Side Panel - 636 - Green/White	1
▲	3	GM517	(002101-) Decal, 636 Hs - Green/White	1
	4	GM451	(002101-) Label, Tire Press	2
	5	GG146	(002101-) Knurled Fastener	2
	6	GG148	(002101-) Retainer - Knurled Fastener	2
	7	GT338	(002101-) M6 X 30 St/St Skt Btn A4	3
	8	GG033	(002101-) Door Stop Male	3
	9	08712	(002101-) Nut, Hex, Lock, M6 X 1.00, NI, Ss	15
	10	GG147	(002101-) U-Type Recepticle - Knurled Fastener	2
	11	GG044	(002101-) Door Stop Female	5
	12	08716	(002101-) Screw, Hex, M6 X 1.00 X 20, Ss	8
	13	19066	(002101-) Washer, Flat, 10	17
	14	15678	(002101-) Screw, Hex, M6 X 1.00 X 16, Ss	3
	15	CD305	(002101-) Fixed Panel, Lh Weldment	1
	16	GG033	(002101-) Door Stop Male	2
	17	06945	(002101-) Screw, Hex, M6 X 1.00 X 30, 8.8	2
	18	CD121	(002101-) Doorstop Mtg Bracket -636	1
	19	GT320	(002101-) St St Button Hd Screw, M6 X 12 Long	4
	20	CD517	(002101-) Door, Access, Side, Lh	1
	21	CD458	(002101-) Lh Side Door Hinge Wldt	2
	22	CD511	(002101-002152)) Upper Hinge Wldt, Side Panel	1
	22	CD463	(002153-) Upper Hinge Weld Assy	1
	23	CD508	(002101-002152)) Lower Hinge Wldt, Side Panel	1
	23	CD465	(002153-) Lower Hinge Wldt, Weld Assy	1

Fig. 13 - Cab Windshield and Lights Group

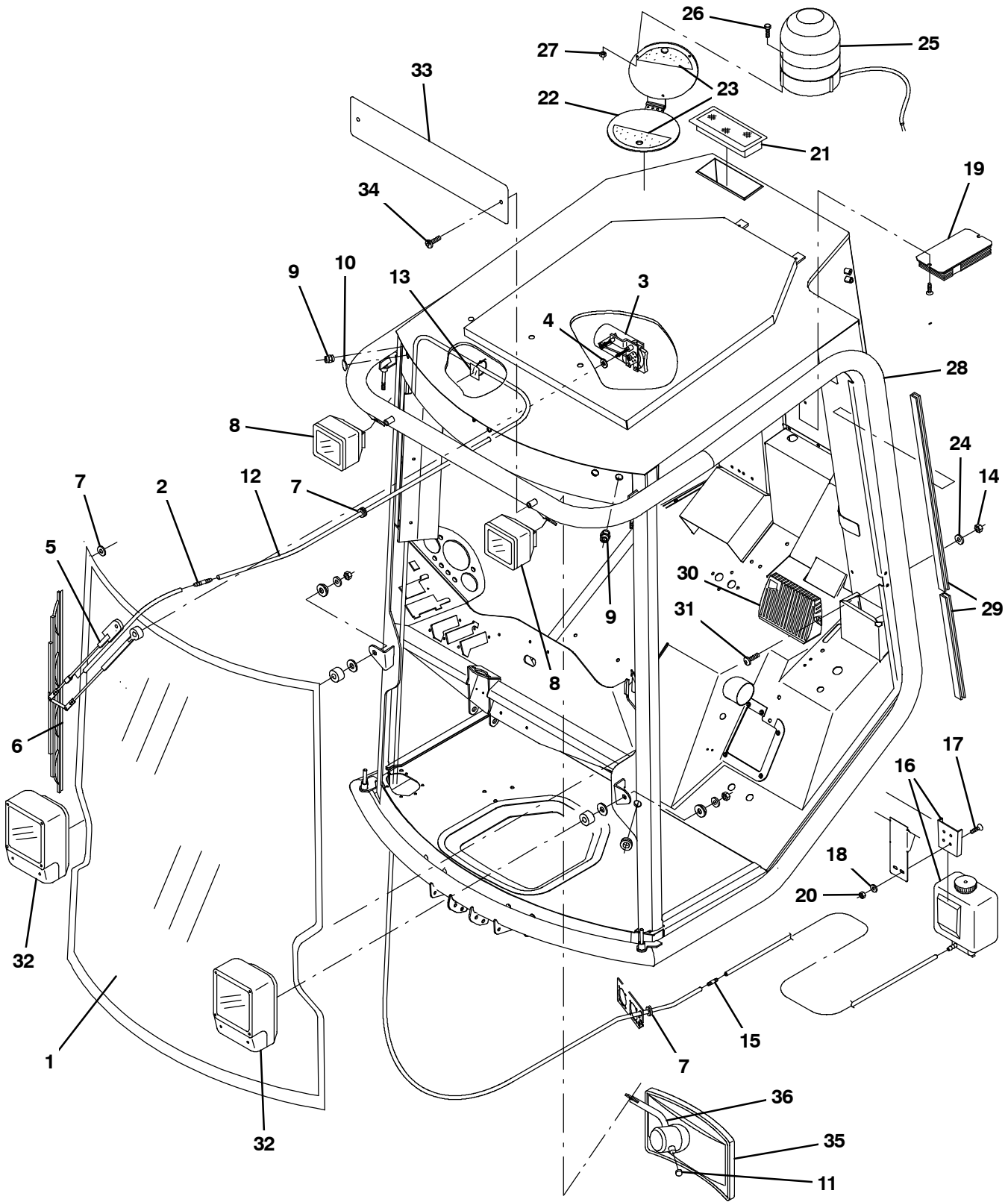


Fig. 13 - Cab Windshield and Lights Group

Ref.	Part No.	Serial Number	Description	Qty.	
1	MC582	(002101-) Windscreen Assy _C/W Pack & Carr	1	
2	WA142	(002101-) Connector Plastic -Screen Wash Hose	1	
3	EC025	(002101-) Wiper Motor Assy,5/6 Series	1	
4	GW049	(002101-) Washer, Schnorr Locking M12	1	
5	MC226	(002101-) Wiper Arm - 450mm (1	1	
6	MC227	(002101-) Wiper Blade, Curved	1	
7	10632-12	(002101-) Grommet, Rbr, 0.62id, F/0.9h, .06 Matl	6	
▽	8	ES347	(002101-) Work Lamp - 525	2
▲		ES217	(002101-) Bulb -Halogen H3	1
9	ET101	(002101-) Cable Gland -16 Mm X 1.5	2	
10	GM387	(002101-) Blind Grommet -16.5 Mm Hole Dia	1	
11	GM522	(002101-) Dommed Round Insert -Brush Mirror Arm	2	
12	1005150	(002101-) Hose, Pvc, Clr, 0.19Id 0.38Od, Bulk	1	
13	GM024	(002101-) Clip-Pvc Adhesive	4	
14	GN011	(002101-) Nut, Nyloc - M6	2	
15	WA139	(002101-) In-Line Valve-Windscreen Washers	1	
16	WA332	(002101-) Water Bottle - Windscreen Wash	1	
17	GT112	(002101-) M5 X 15 Dome Head Plated	2	
18	01683	(002101-) Washer, Flat, 10, Ss	2	
19	ES329	(002101-) Iqan - Xs - 5010003	2	
20	06549	(002101-) Nut, Hex, Lock, M5 X 0.80, NI	2	
21	MC238	(002101-) Heater Intake Spiggot Assembly	1	
22	ES206	(002101-) Beacon Pivot Weld 525	1	
23	GM406	(002101-) Beacon Velcro Lock Down	1	
24	GW031	(002101-) M6 Washer Form C Zc Bs 4320	2	
25	ES186	(002101-) Rotating Beacon	1	
26	GT151	(002101-) M6 X 35 Brass Set Din 933	3	
27	GN049	(002101-) Nut, Stainless Steel A4 - M6	3	
28	MC932	(002101-) Cab Wldt, Low Level Air Cond. 636 W/Label	1	
29		(002101-)	1	
30	ES243	(002101-) Iqan Xt2 Interface	1	
31	GT111	(002101-) M6 X 20 Button Head Socket Scr	2	
▽	32	ES245	(002101-) Headlamp/Indicator/Side Light (Lh Drive)	2
▲		ES217	(002101-) Bulb -Halogen H3 (Top high beam)	1
▲		ES032	(002101-) Bulb - 12v, 21w Lb362t (Turn Signal)	1
▲		ES298	(002101-) Bulb Halogen Hb7-525 Headiamp - (Bottom low beam)	1
33	MC274	(002101-) Front Number Plate	1	
34	GT320	(002101-) Screw, Button Hd Hex Skt - M6 X 12 St.St	2	
35	MC792	(002101-) Mirror Head,Wide Angle	1	
36	MC677	(002101-) Mirror Arm - Brush- Rh	1	
▲	ES031	(002101-) Bulb, Side Light (Middle).....	1	

Fig. 14 - Cab Door Group, Right Hand

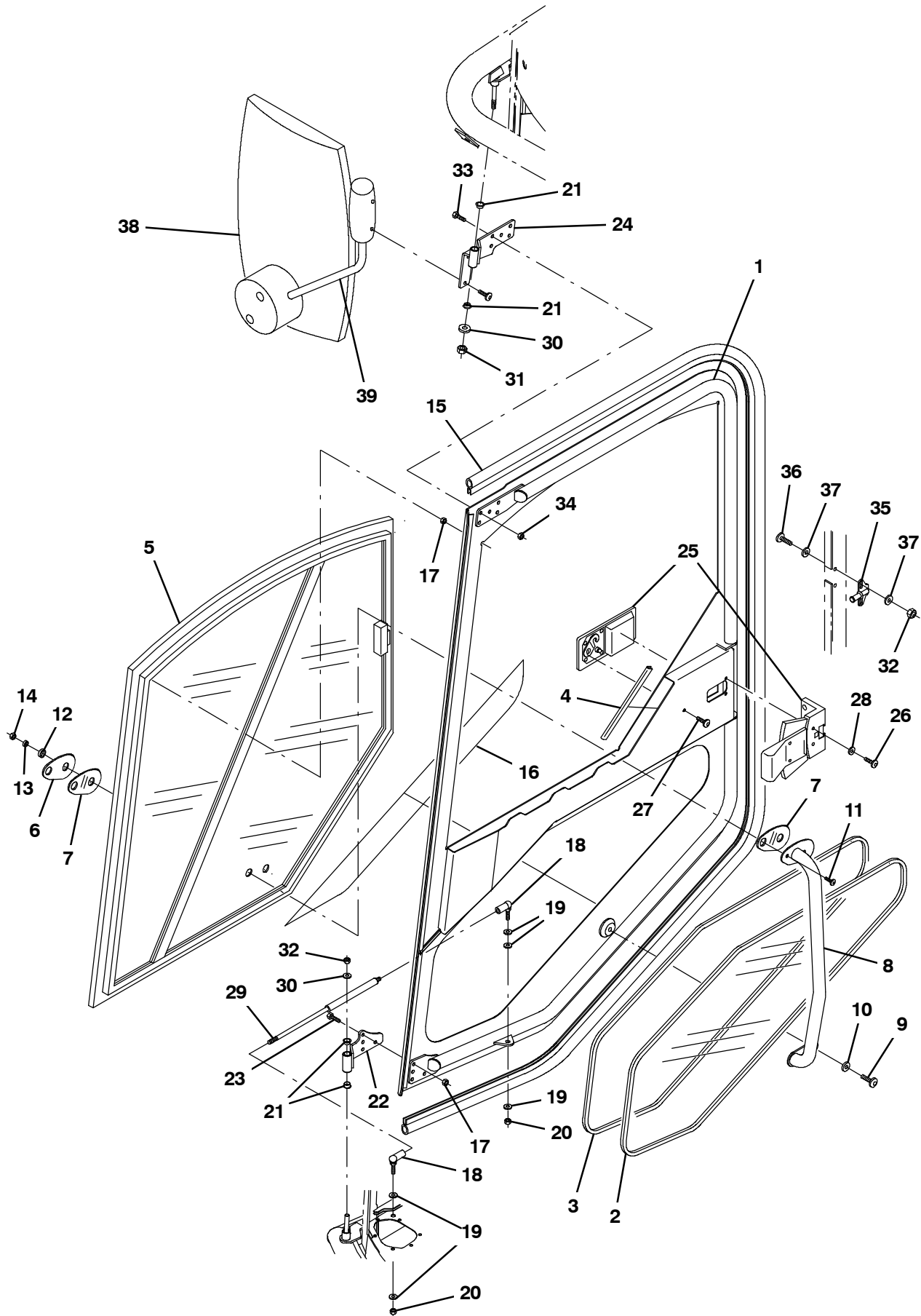


Fig. 14 - Cab Door Group, Right Hand

Ref.	Part No.	Serial Number	Description	Qty.
▽	MC933	(002101-) Door Assy, Cab, Rh	1
▲ 1	MC931	(002101-) Door Wldt, Cab, Rh W/Label	1
▲ 2	MC118	(002101-) Fixed Glass Lower Do	1
▲ 3	MC842	(002101-) Seal, Window, Lower Door	1
▲ 4	MC843	(002101-) Molding, Door	1
▲ 5	MC122_B	(002101-) Window Cassette - Rh	1
▲ 6	MC405	(002101-) Fixing Plate Top, Window Pivot	1
▲ 7	GG280	(002101-) Gasket, Neoprene Win	2
▲ 8	MC790	(002101-) Pivot Wldt, Window, Rh	1
▲ 9	GT382	(002101-) Screw,Button Hd Hx Skt -M10 x 16	1
▲ 10	GW079	(002101-) Washer	2
▲ 11	GT328	(002101-) M6 X 20 St/St Skt Btn A4	2
▲ 12	GB109	(002101-) Bushing, Isolator	2
▲ 13	GB110	(002101-) Bush,Sleeve,Window Pivot Fixing	2
▲ 14	GN011	(002101-) Nut, Nyloc - M6	2
▲ 15	MC384	(002101-) Door Seal Rear	1
▲ 16	GM510_C	(002101-) Decal, Door Bottom, Off Side	1
17	GN011	(002101-) Nut, Nyloc - M6	20
18	MC271	(002101-) Door Stay-Gas Strut	2
19	GW060	(002101-) Washer - Forma - M8 -St St	5
20	08709	(002101-) Nut, Hex, Lock, M8 X 1.25, NI	2
21	GB060	(002101-) Bushing, Hinge	4
22	MC166	(002101-) Hinge, Bottom Weldment - Rh, Door, Cab	1
23	08716	(002101-) Screw, Hex, M6 X 1.00 X 20, Ss	4
24	MC155	(002101-) Hinge, Top Weldment - Rh, Door, Cab	1
25	MC663	(002101-) Door Lock Kit Comple	1
26	GT305	(002101-) M5 X 35 Skt Btn 10.9 Zc	2
27	GT112	(002101-) M5 X 16 Button Head Socket Scr	1
28	GW031	(002101-) M6 Washer Form C Zc Bs 4320	2
29	MC270	(002101-) Door Stay-Gas Strut	1
30	32490	(002101-) Washer, Flat, 0.25, Std	1
31	08713	(002101-) Nut, Hex, Lock, M8 X 1.25, NI, Ss	1
32	08712	(002101-) Nut, Hex, Lock, M6 X 1.00, NI, Ss	2
33	15678	(002101-) Screw, Hex, M6 X 1.00 X 16, Ss	5
34	08712	(002101-) Nut, Hex, Lock, M6 X 1.00, NI, Ss	5
35	MC145	(002101-) Striker Pin Weldment -Rh Door, Cab	1
36	15678	(002101-) Screw, Hex, M6 X 1.00 X 16, Ss	2
37	19066	(002101-) Washer, Flat, 10	4
38	MC364	(002101-) Wing Mirror (Unbreak	1
39	MC258	(002101-) Wing Mirror Arm	1

Fig. 15 - Cab Door Group, Left Hand

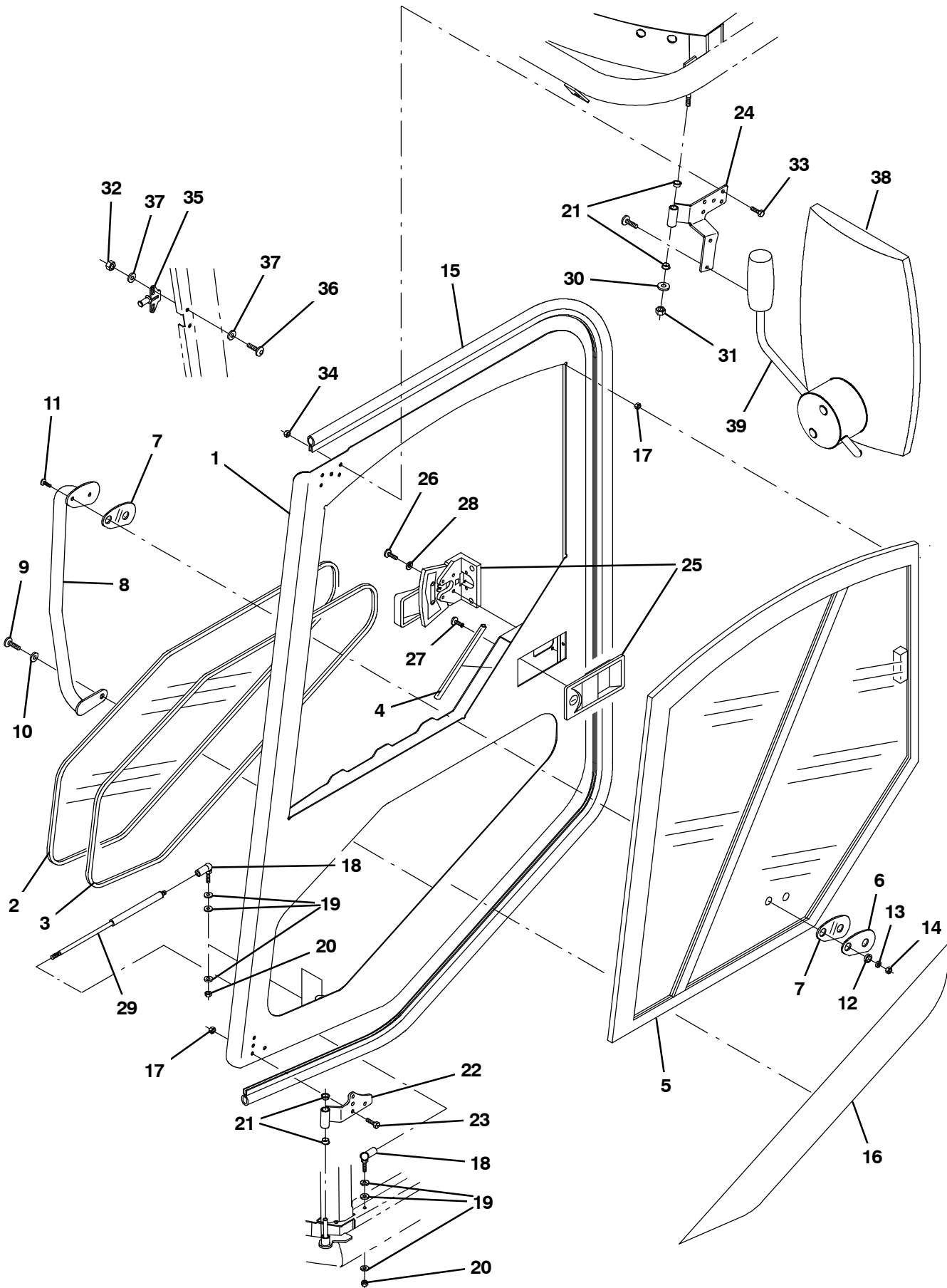


Fig. 15 - Cab Door Group, Left Hand

Ref.	Part No.	Serial Number	Description	Qty.
▽	MC934	(002101-) Door Assy, Cab, Lh	1
▲	1 MC930	(002101-) Door Wldt, Cab, Lh W/Label	1
▲	2 MC118	(002101-) Fixed Glass Lower Do	1
▲	3 MC842	(002101-) Seal, Window, Lower Door	1
▲	4 MC843	(002101-) Molding, Door	1
▲	5 MC121_B	(002101-) Window Cassette, Lh	1
▲	6 MC405	(002101-) Fixing Plate Top, Window Pivot	1
▲	7 GG280	(002101-) Gasket, Neoprene Win	2
▲	8 MC791	(002101-) D Window Pivot Weldment - Lh	1
▲	9 GT382	(002101-) Screw,Button Hd Hx Skt -M10 x 16	1
▲	10 GW079	(002101-) Washer	2
▲	11 GT328	(002101-) M6 X 20 St/St Skt Btn A4	2
▲	12 GB109	(002101-) Bushing, Isolator	2
▲	13 GB110	(002101-) Bush,Sleeve,Window Pivot Fixing	2
▲	14 GN011	(002101-) Nut, Nyloc - M6	2
▲	15 MC384	(002101-) Door Seal Rear	1
▲	16 GM509_C	(002101-) Decal, Door Bottom, Near Side	1
	17 GN011	(002101-) Nut, Nyloc - M6	20
	18 GW060	(002101-) Washer - Forma - M8 -St St	2
	19 32493	(002101-) Washer, Flat, 0.50, Std	3
	20 08709	(002101-) Nut, Hex, Lock, M8 X 1.25, NI	1
	21 GB060	(002101-) Bushing, Hinge	4
	22 MC163	(002101-) Hinge, Bottom Weldment - Lh, Door, Cab	1
	23 08716	(002101-) Screw, Hex, M6 X 1.00 X 20, Ss	4
	24 MC150	(002101-) Hinge, Top Weldment - Lh, Door, Cab	1
	25 MC663	(002101-) Door Lock Kit Comple	1
	26 GT305	(002101-) M5 X 35 Skt Btn 10.9 Zc	2
	27 GT112	(002101-) M5 X 16 Button Head Socket Scr	1
	28 GW031	(002101-) M6 Washer Form C Zc Bs 4320	2
	29 MC270	(002101-) Door Stay-Gas Strut	1
	30 32490	(002101-) Washer, Flat, 0.25, Std	1
	31 08713	(002101-) Nut, Hex, Lock, M8 X 1.25, NI, Ss	1
	32 08712	(002101-) Nut, Hex, Lock, M6 X 1.00, NI, Ss	2
	33 08716	(002101-) Screw, Hex, M6 X 1.00 X 20, Ss	5
	34 08712	(002101-) Nut, Hex, Lock, M6 X 1.00, NI, Ss	5
	35 MC145	(002101-) Striker Pin Weldment -Rh Door, Cab	1
	36 15678	(002101-) Screw, Hex, M6 X 1.00 X 16, Ss	2
	37 19066	(002101-) Washer, Flat, 10	4
	38 MC364	(002101-) Wing Mirror (Unbreak	1
	39 MC258	(002101-) Wing Mirror Arm	1

Fig. 16 - Cab Carpet and Windows Group

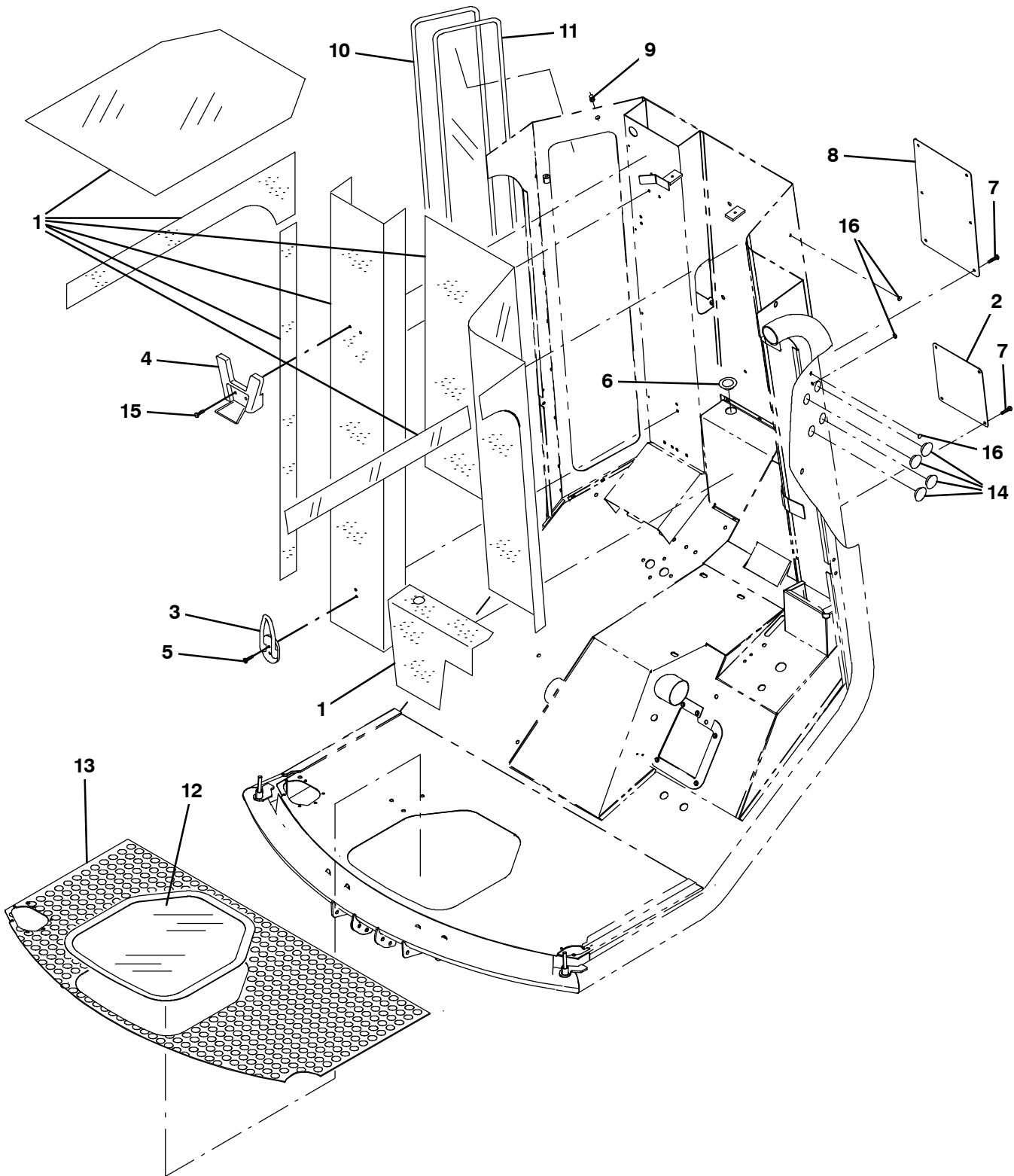


Fig. 16 - Cab Carpet and Windows Group

Ref.	Part No.	Serial Number	Description	Qty.
1	MC425	(002101-) Carpet Profile,Rh Top Cab	1
2	MC680	(002101-) Cover Plate - Cab Back	1
3	GG295	(002101-) Coat Hook,For T-Bar	1
4	GG296	(002101-) Double Coat Hook	1
5	GT267	(002101-) M4 X 12 St/St Skt Btn A2	2
6	GM389	(002101-) Blind Grommet -25 Mm Hole Dia	1
7	GT378	(002101-) Screw,Button Hd Skt -M5 x 10 St.St	10
8	MC434	(002101-) Plate, Cover - Cab Rear	1
9	GM361	(002101-) Grommet-Sleeved[One Bag Of 50]	1
10	MC929	(002101-) Rear Window - Cab W/Label	1
11	KM332	(002101-) Cab Rear Window Sponge Seal	1
12	MC120	(002101-) Floor Window	1
13	GM311	(002101-) Rubber Mat - Cab Flo	1
14	GM389	(002101-) Blind Grommet -25 Mm Hole Dia	4
15	GT112	(002101-) M5 X 16 Button Head Socket Scr	2
16	GM385	(002101-) Blind Grommet -6.4mm Hole Dia	4

Fig. 17 - Cab Roof Group

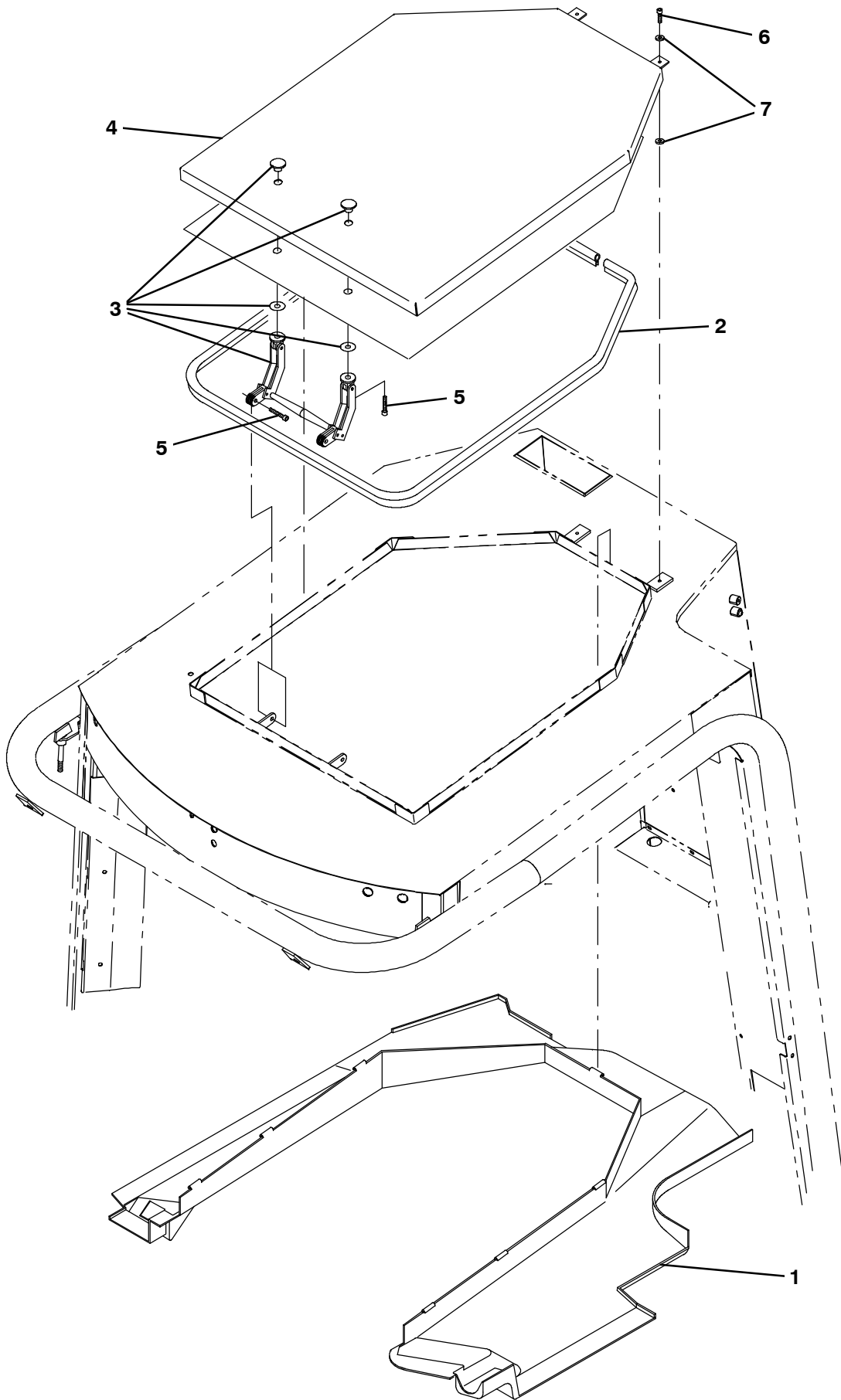


Fig. 17 - Cab Roof Group

Ref.	Part No.	Serial Number	Description	Qty.
1	CP250	(002101-) Cab Roof Liner 600 Standard	1
2	GM530	(002101-) Sealing Strip - Roof Hatch 525 - 636 -	1
▽	MC550	(002101-) Extended Hatch (Incl Carpet Profile) Cab	1
▲	3 MC272	(002101-) Hatch Stay -Double H	1
▲	4 MC507	(002101-) Roof Hatch	1
▲	5 GT384	(002101-) Screw,Hex Skt Knurled Set (Grub)	4
6	GT235	(002101-) M6 X 12 Low Head Cap Screw	2
7	GW031	(002101-) M6 Washer Form C Zc Bs 4320	4

Fig. 18 - Cab Tilt Group

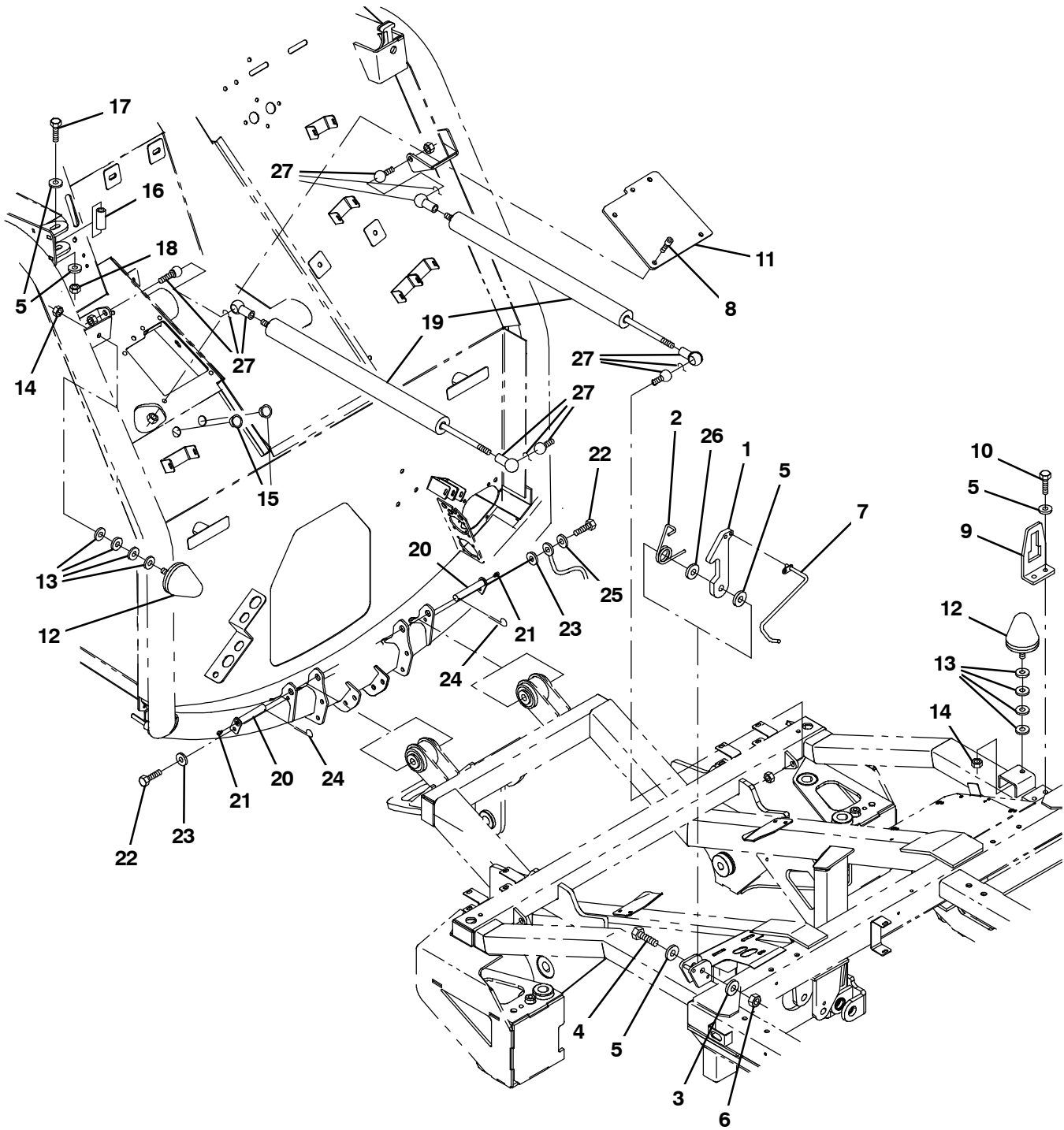


Fig. 18 - Cab Tilt Group

Ref.	Part No.	Serial Number	Description	Qty.
1	MC724	(002101-) Cab Lock Down Latch Lh	1
2	MC732	(002101-) Spring Torsion Cab Lockdown	1
3	MC730	(002101-) Collar Latch Spring	1
4	06962	(002101-) Screw, Hex, M10 X 1.50 X 45, 8.8	1
5	32492	(002101-) Washer, Flat, 0.38, Std	9
6	41430	(002101-) Nut, Hex, Lock, M10 X 1.5, NI	1
7	MC740	(002101-) Arm Assy, Latch	1
8	GT386	(002101-) M5 X 16 Cap Screw	5
9	MC727	(002101-) Cab Lockdown Bracket Rh	1
10	06961	(002101-) Screw, Hex, M10 X 1.50 X 20, 8.8	2
11	MC603	(002101-) Plate,Infill Lower Tunnel	1
12	GG233	(002101-) Stop,Conical Progres	1
13	GW021	(002101-) Washer - M8 X 25 Od - St St	3
14	GN004	(002101-) Nut, Nyloc - M8	1
15	GM387	(002101-) Blind Grommet -16.5 Mm Hole Dia	2
16	MC729	(002101-) Collar, Lockdown, Cab	1
17	GT325	(002101-) M10 X 70 St/St Bolt A4-70	1
18	GN071	(002101-) Nut,Nyloc -M10 -St.St.A4	1
19	GG282	(002101-) Gas Strut,Air Con_Ca	2
20	MC350	(002101-) Pivot Pin, Cab Tilt -Weldment	2
21	GG039	(002101-) Grease Nipple Straight - M6	2
22	16735	(002101-) Screw, Hex, M8 X 1.25 X 16, 8.8	2
23	41141	(002101-) Washer, Lock, Int-Ext, 0.31	2
24	GG249	(002101-) "Pin,Split 1 1/2 x 1/8" St.St "	2
25	32490	(002101-) Washer, Flat, 0.25, Std	1
26	GW051	(002101-) Washer, Form 'A' - M12 - Zn Ptd Whee	1
27	GG242	(002101-) Gas Strut - Cab Tilt elbow/elbow rod end	4

Fig. 19 - Cab Steering Wheel Group

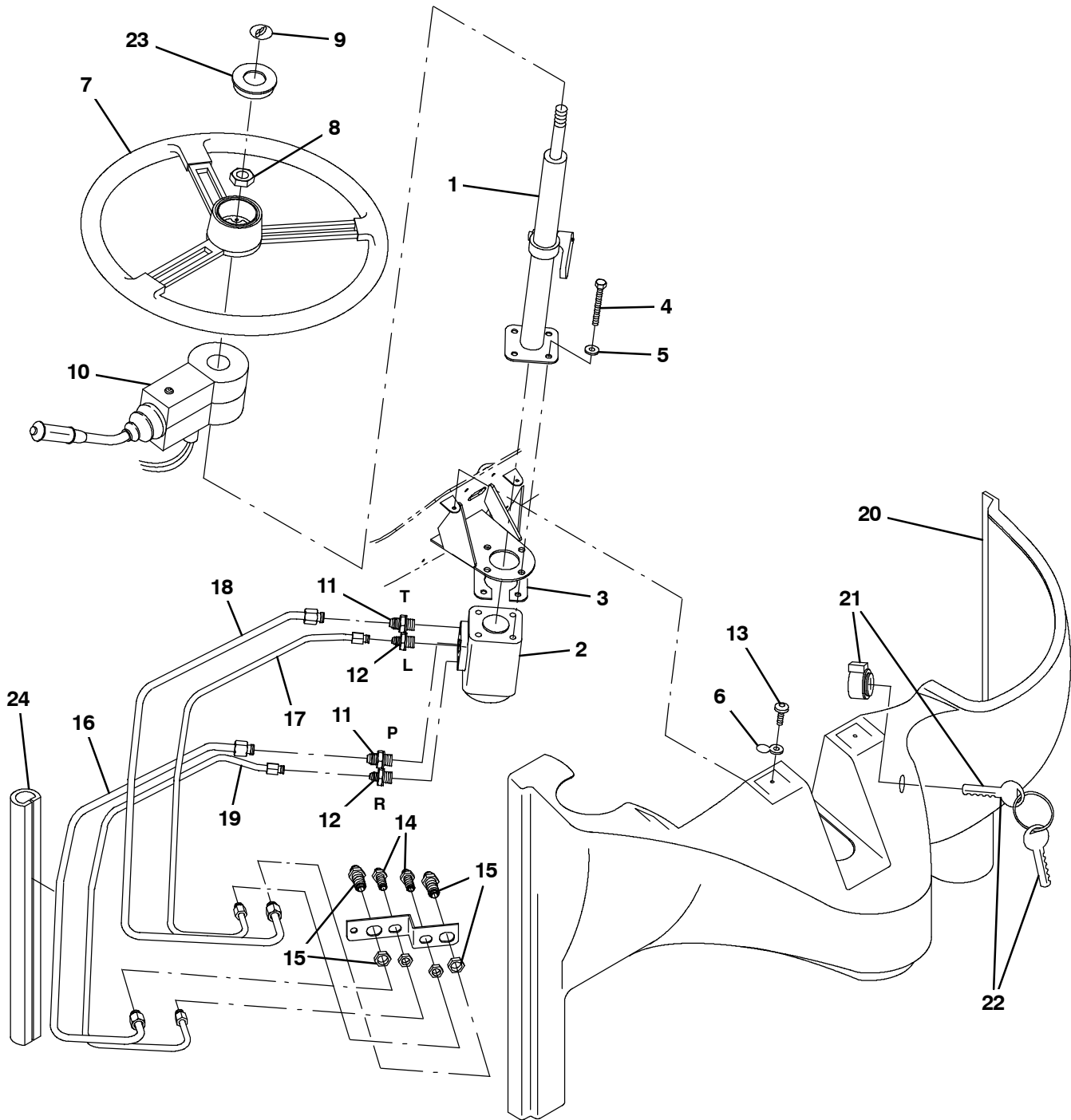


Fig. 19 - Cab Steering Wheel Group

Ref.	Part No.	Serial Number	Description	Qty.	
1	FS014	(002101-) Steering Column Asse	1	
2	HV215	(002101-) Steering Control Unit	1	
3	MC763	(002101-) Plate, Spacer, Cab Steering	1	
4	GT317	(002101-) Bolt, Hex Hd - M10 x 35	4	
5	41187	(002101-) Washer, Flat, Belleville, .38	4	
6	ES012	(002101-) Screw Caps-Plastic	4	
7	FS015	(002101-) Steering Wheel	1	
8	GN061	(002101-) Nut, Nyloc M16 X 1.5	1	
9	GM460	(002101-) Label,Steering Wheel	1	
10	ES215	(002101-) Column Switch	1	
11	HF253	(002101-) Connector, Str, Orfs/ Sae-Orb 1/2-3/4-16	2	
12	HF251	(002101-) Connector, Str, Orfs/ Sae-Orb 3/8-3/4-16	2	
13	GT112	(002101-) M5 X 16 Button Head Socket Scr	4	
14	HF244	(002101-) Fitting, Bh, Orfs / Orfs W/ Nut 3/8-3/8	2	
15	HF255	(002101-) Fitting, Bh, Orfs / Orfs W/ Nut 1/2-1/2	2	
16	HJ472	(002101-) Pipe, Hyd, Steering Press	1	
17	HJ469	(002101-) Pipe, Hyd, Steering	1	
18	HJ471	(002101-) Pipe, Hyd, Steering	1	
19	HJ470	(002101-) Pipe, Hyd, Steering	1	
20	CP194	(002101-) Panel - Cab Cross-Br	1	
▽	21	ES277	(002101-) Switch-Ignition 525	1
▲	22	ES296	(002101-) Key, Ignition Switch	1
	23	768482	(002101-) Cover, Steering Wheel	1
	24	MC874	(002101-) Rubber Cover For Cab Steering Pipes	1

Fig. 20 - Cab Seat Group

Ref.	Part No.	Serial Number	Description	Qty.
1	MC519	(002101-) Cab Seat	1
2	MC490	(002101-) Bracket - Armrest Support, Fabrication	1
3	MC383	(002101-) Spacer, Armrest	1
4	GT152	(002101-) M8 X 35 Skt Btn 10.9 Zc	4
5	GT331	(002101-) Screw, Button Head Hex Skt - M8 X 20 - S	3
6	01685	(002101-) Washer, Flat, 0.38B 0.88D .08, Ss	14
7	08709	(002101-) Nut, Hex, Lock, M8 X 1.25, NI	6
8	CP205	(002101-) Armrest Moulding	1
9	MC672	(002101-) Bracket, Adjustable - Armrest	1
10	GT262	(002101-) M8 X 55 Skt Btn 10.9 Zc	1
11	GG021	(002101-) Knob Panel Black	1
12	GG297	(002101-) Grip Knob-Male Black Nylon	2
13	CP235	(002101-) Driver Storage Bin Petg In 4Mm Thick	1
14	GW086	(002101-) Washer, Nylon Load Bearing	2
15	08709	(002101-) Nut, Hex, Lock, M8 X 1.25, NI	2
16	MC378	(002101-) Plate, Facia - Formed Armrest	1
17	ES355	(002101-) Switch,Forward/Neutr	1
18	ES405	(002101-) Joystick - Brush Con	1
19	MC251	(002101-) Spacer, Seat, Front, Lh	1
20	GT119	(002101-) Screw - 8 X 3/4 S Tap (Philip)	3
21	MC488	(002101-) Plate - Seat Adaptor	1
22	GT050	(002101-) M8 X 16 Button Head Socket Scr	6
▽	23	MC700	(002101-) Seat Belt Kit - 3 Point	1
▲	24	GT310	(002101-) M16 X 80 St/St Set A4-70	2
▲	25	GN019	(002101-) Nut, Nyloc - M10 - Zn Ptd	2
▲	26	GW013	(002101-) Washer, Form A - M10	4
	27	GT050	(002101-) M8 X 16 Button Head Socket Scr	4
	28	MC502	(002101-) Asymmetric Head Rest	1
	29	GT112	(002101-) M5 X 16 Hex Cap Screw	7
	30	GW031	(002101-) M6 Washer Form C Zc Bs 4320	7
	31	CP201	(002101-) Panel - Air Con / He	1
	32	AC017	(002101-) Bracket- Evaporator Weldment	1

Fig. 21 - Cab Instrument Panel Group

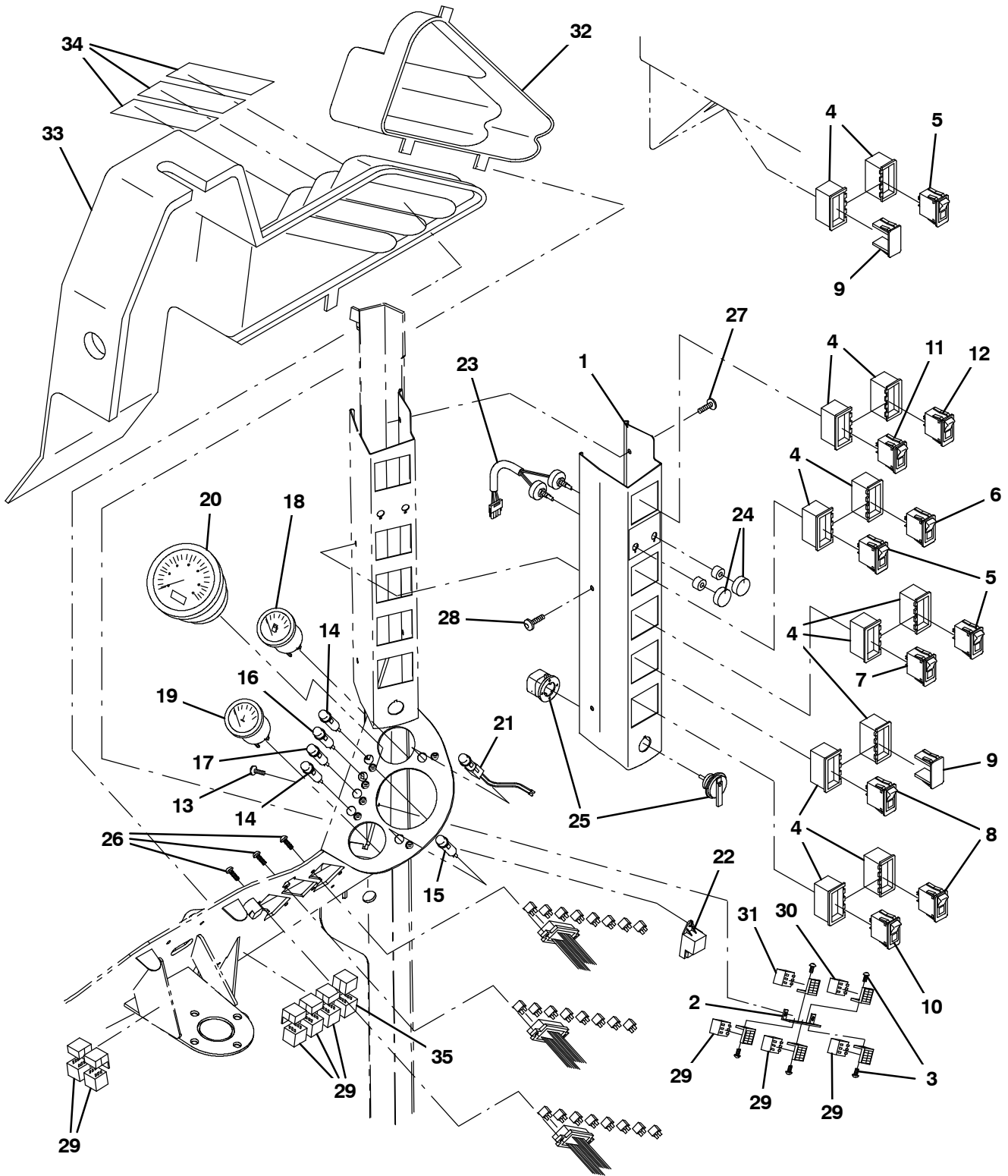


Fig. 21 - Cab Instrument Panel Group

Ref.	Part No.	Serial Number	Description	Qty.	
1	MC629	(002101-) Panel, Switch, Cab	1	
2	MC359	(002101-) Relay Holder Weldment	1	
3	GT222	(002101-) M5 X 8 Skt Btn 10.9 Zc	5	
4	ES252	(002101-) Surround,Switch	12	
▽	5	ES526	(002101-) Switch Assembly, On/Off (Single Pole)	3
▲		ES266	(002101-) Bulb/Bulb Holders -5	1
▽	6	ES527	(002101-) Switch Assembly, On/Off (Momentary)	1
▲		ES266	(002101-) Bulb/Bulb Holders -5	1
▽	7	ES528	(002101-) Switch Assembly, On/On/Off (Double Pole)	1
▲		ES266	(002101-) Bulb/Bulb Holders -5	1
▽	8	ES529	(002101-) Switch Assembly, On/On/Off (Double Pole)	2
▲		ES266	(002101-) Bulb/Bulb Holders -5	1
	9	ES271	(002101-) Switch.Blanking Plat	2
	10	ES530	(002101-) Switch Assembly, Hazard Flasher	1
	11	ES531	(002101-) Switch Assembly, Off/On, (Double Pole Double Throw)	1
	12	ES532	(002101-) Switch Assembly, On/Off/On (Momentary Double Pole)n	1
	13	GT222	(002101-) M5 X 8 Skt Btn 10.9 Zc	2
	14	34820	(002101-) Light, Panl, 14vdc, Red, 0.6d	2
	15	ES017	(002101-) Light - Warning (Amb	1
	16	ES192	(002101-) Light, Warning - Gre	1
✂	17	ES130	(002101-) Warning Lamp-Indicat	1
17	ES134	(002101-) Bulb - Indicator War	1	
	18	EH018	(002101-) Fuel Gauge	1
	19	EH015	(002101-) Temperature Gauge -	1
	20	ES440	(002101-) Tachometer - Us Spec	1
	21	ES209	(002101-) Warning Light -Blue	1
	22	PP429	(002101-) Timer - Glow Lamp - 636	1
	23	EW221	(002101-) Potentiometer Assy,Brush & Fan Control	1
	24	ES352	(002101-) Knob, Solid,22 Mm Br	2
	25	ES426	(002101-) Switch,Rotary Vam Assembly-	1
	26	GT194	(002101-) M5 X 12 Button Head Screw	6
	27	GT194	(002101-) M5 X 12 Button Head Screw	2
	28	GT222	(002101-) M5 X 8 Skt Btn 10.9 Zc	3
	29	ES180	(002101-) Relay, Automotive -	8
	30	ES151	(002101-) Flasher Unit - Indic	1
	31	ES224	(002101-) Relay/Timer - Heated	1
	32	CP196	(002101-) Cover-Relays Box	1
	33	CP242	(002101-) Cover	1
	34	GM461	(002101-) Label Set, Fuse Box-636	1
	35	ES370	(002101-) Relay Automotive High Current 70 Amp-G8J	1

Fig. 22 - Cab Instrument Panel Group, Upper

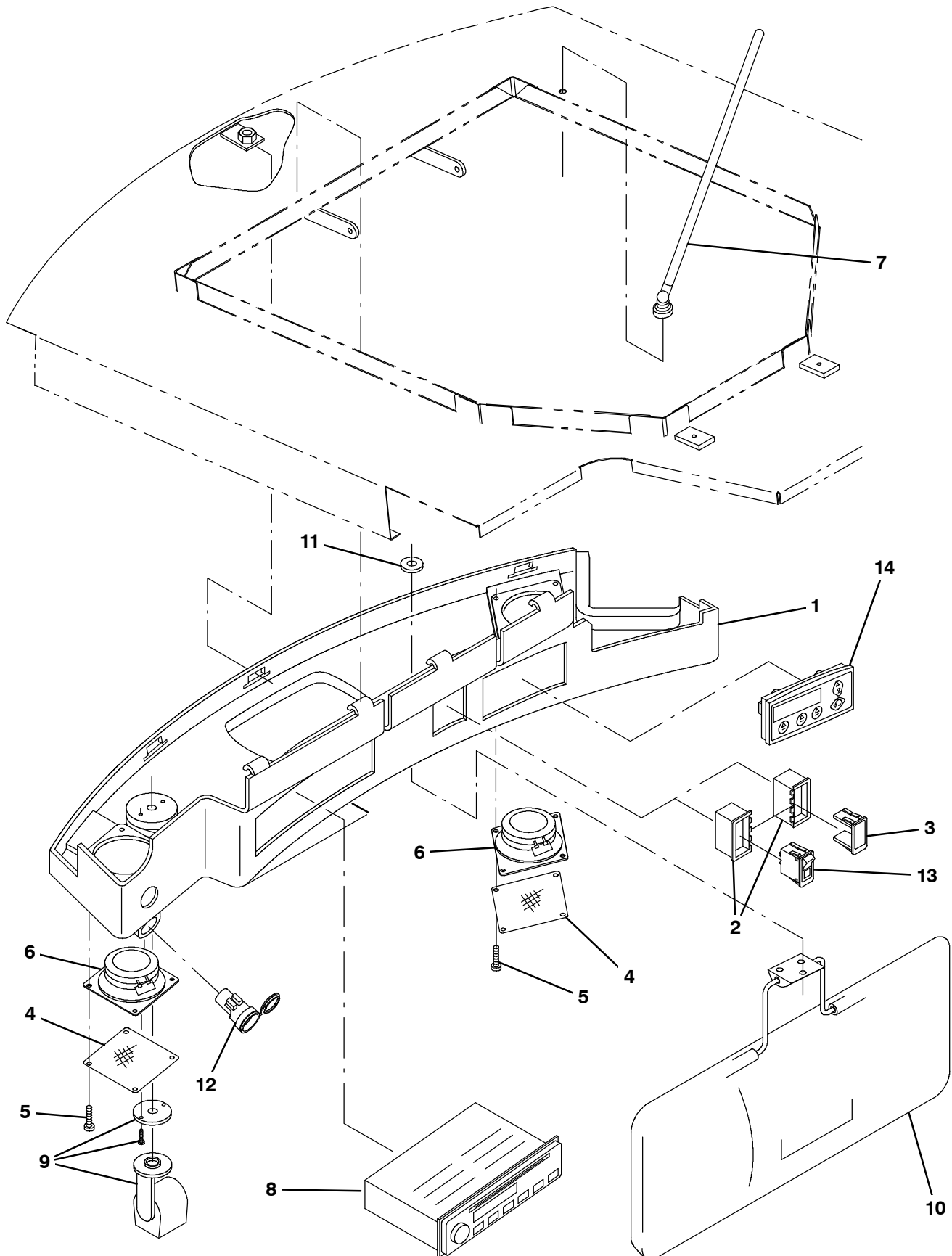


Fig. 22 - Cab Instrument Panel Group, Upper

Ref.	Part No.	Serial Number	Description	Qty.
1	CP214	(002101-) Cab Roof Console -Fr	1
2	ES252	(002101-) Surround,Switch	2
3	ES271	(002101-) Switch.Blanking Plat	1
4	GM310	(002101-) Mesh, Speaker _Cab	2
5	GT106	(002101-) Screw, 8 X 1/2 Phillips Sheet Metal	8
6	ES250	(002101-) Speakers (80)	2
7	EC014	(002101-) Aerial - Flexible Ru	1
8	ES497	(002101-) Radio [Am/Fm/Wb/Cd, Din Mount]	1
9	ES247	(002101-) Light, Interior	1
10	MC479	(002101-) Sun - Visor Assembly	1
11	GW021	(002101-) Washer - M8 X 25 Od - St St	3
12	ES272	(002101-) Socket,Power Socket	1
13	ES526	(002101-) Switch Assembly, On/Off (Single Pole)	1
14	ES411	(002101-) IQAN - Master display Mini MDM - EN/ES Km/P	1
14	ES420	(002101-) IQAN - Master display Mini MDM - EN/ES MPH	1
14	ES448	(002101-) IQAN - Master display Mini MDM - EN/FR Km/P	1

Fig. 23 - Cab Foot Pedals Group

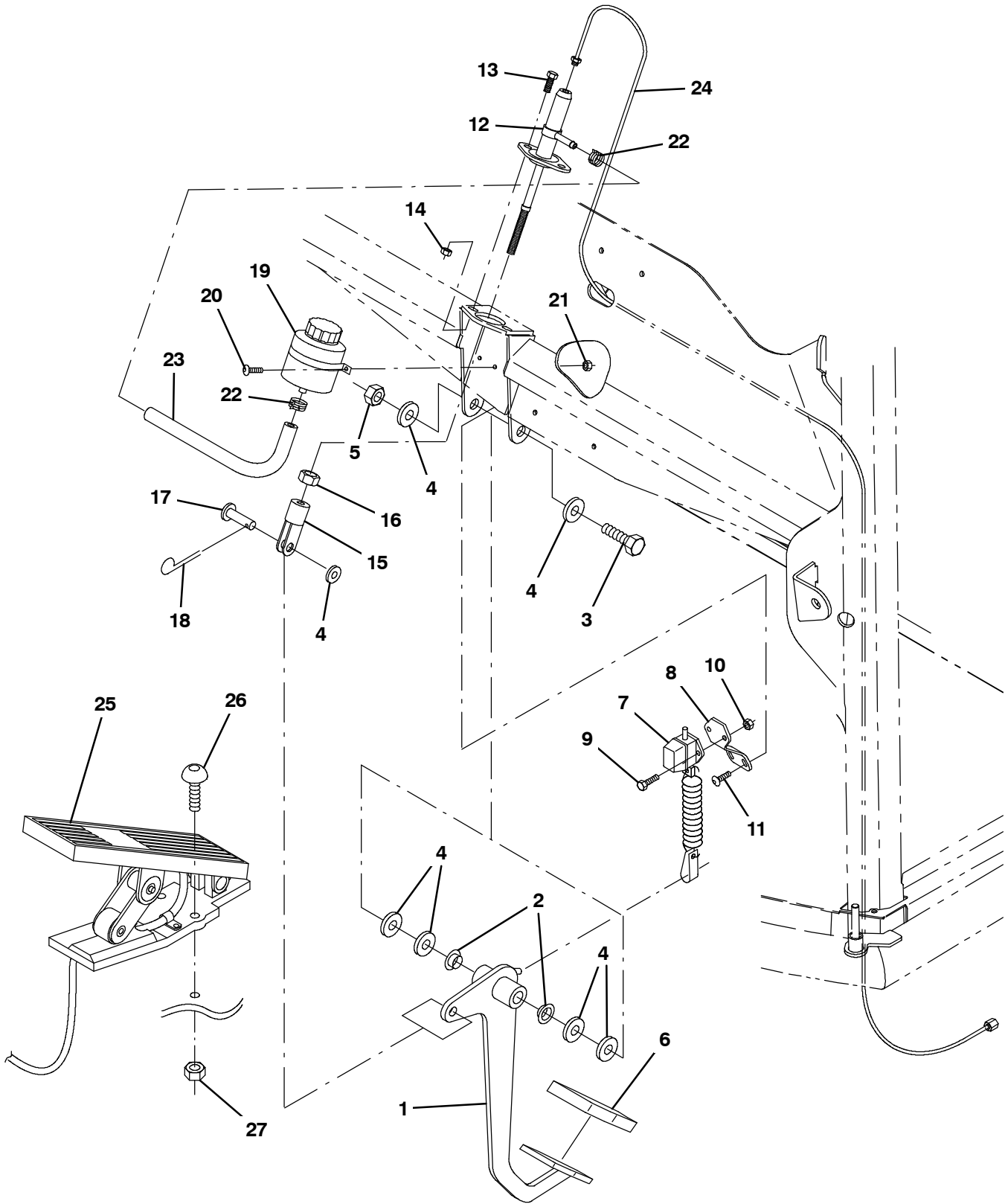


Fig. 23 - Cab Foot Pedals Group

Ref.	Part No.	Serial Number	Description	Qty.	
1	MC050	(002101-) Brake Pedal Wldt	1	
2	GB031	(002101-) Bushing, Flanged Du 12id 17l	2	
3	06976	(002101-) Screw, Hex, M12 X 1.75 X 100, 8.8	1	
4	32493	(002101-) Washer, Flat, 0.50, Std	7	
5	08711	(002101-) Nut, Hex, Lock, M12 X 1.75, NI	1	
6	BB121	(002101-) Pedal Rubber	1	
7	ES230	(002101-) Brake Light Switch	1	
8	MC373	(002101-) Mounting Plate, Brake Light Switch	1	
9	GT073	(002101-) M4 X 16 Hex Cap Screw	2	
10	02850	(002101-) Nut, Hex, Lock, M4 X 0.70, NI	2	
11	GT194	(002101-) M5 X 12 Button Head Screw	2	
12	BB192	(002101-) Master Cylinder, Front Brakes	1	
13	16931	(002101-) Screw, Hex, M8 X 1.25 X 20, 8.8	2	
14	08709	(002101-) Nut, Hex, Lock, M8 X 1.25, NI	2	
15	MC062	(002101-) Clevis - Master Cylinder	1	
16	32716	(002101-) Nut, Hex, Jam, M10 X 1.5, Ss	1	
17	MA200	(002101-) Clevis Pin	1	
18	GG249	(002101-) Pin, Split 11/2 X 1/8 Stst A2	1	
19	BB120	(002101-) Reservoir, Footbrake	1	
20	GT159	(002101-) M6 X 16 Buttonhead	2	
21	GN011	(002101-) Nut, Nyloc - M6	2	
22	43844	(002101-) Clamp, Hose, Wormdrive, 0.25-0.62d, .31w	2	
23	BB154	(002101-) Hose Assy	1	
24	BB196	(002101-) Brake Pipe, Cab Master Cylinder To Under Cab	1	
▽	25	ES423	(002101-) Pedal, Electronic - Dual Track	1
▲		ES424	(002101-) Potentiometer / Loom Dual Tr	1
	26	GT054	(002101-) M8 X 20 Button Head Socket Scr	3
	27	GN004	(002101-) Nut, Nyloc - M8	3

Fig. 24 - Brake Lines Group

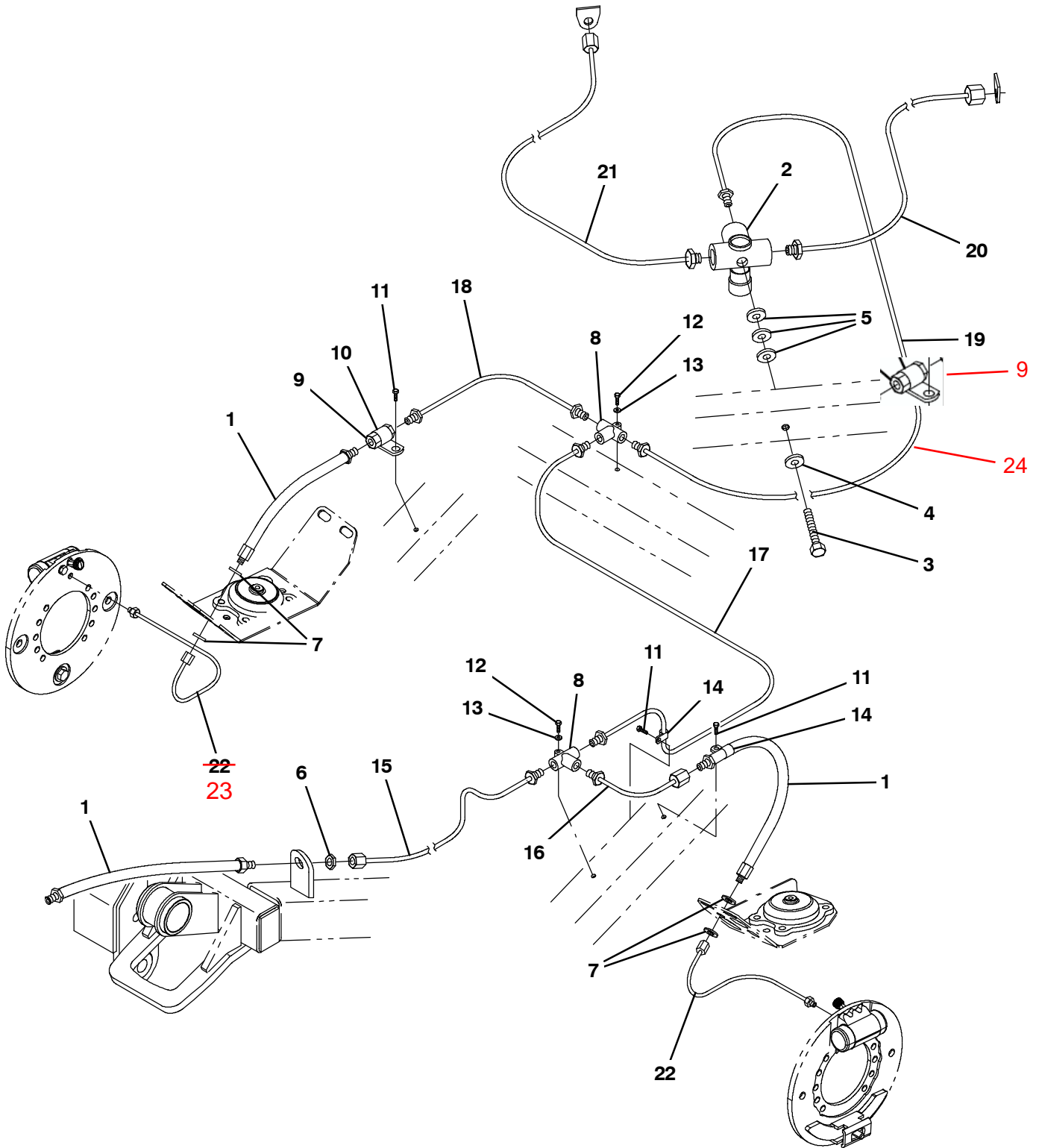


Fig. 24 - Brake Lines Group

Ref.	Part No.	Serial Number	Description	Qty.
1	CT039	(002101-) Flexible Hose	3
2	BB149	(002101-) Pressure Limiter -Front Brakes	1
3	GT318	(002101-) M8 X 55 Bolt 8.8 Zc Din 931	1
4	GW015	(002101-) Washer-Spring-8mm Rect.	1
5	GW041	(002101-) M8 Washer	3
6	GN073	(002101-) Nut,Hex Lock (Thin) M10 X 1.0p	1
7	222268	(002101-) Washer, Flat, 0.38b 1.25d .12, Neo	4
8	BB140	(002101-) Brake Pipe 10mm T-Pi	2
9	BB146	(002101-) Brake Pipe Connector	2 +
10	378969	(002101-) Clamp, Cable, Stl, 0.56D X 0,38W, 1 Hole	1
11	GT203	(002101-) M6 X 12 Screw, Self Tapping, F	3
12	GT151	(002101-) M6 X 35 Brass Set Din 933	2
13	GW029	(002101-) M6 Brass Washer Form A Bs 4320	2
14	BB045	(002101-) 5mm P-Clip (From Assy. M/L)	2
BB211	15	BB190	(002101-) Brake Pipe, Lh T-Piece To Cab Flexi	1
BB210	16	BB189	(002101-) Brake Pipe, Lh T-Piece To Front Lh Flexi	1
BB209	17	BB188	(002101-) Brake Pipe, Center T-Piece To Lh T-Piece	1
BB212	18	BB197	(002101-) Brake Pipe, Center T-Piece To Rh Flexi	1
BB205	19	BB186	(002101-) Brake Pipe, Limiter To Center T-Piece Rear	1
BB204	20	BB185	(002101-) Brake Pipe, Limiter To Rear Lh	1
BB203	21	BB184	(002101-) Brake Pipe, Limiter To Rear Rh	1
BB207	22	BB187	(002101-) Brake Pipe, Brake Assy/Flexi Frnt Lh&Rh	2
BB208	23	Brake, Pipe, Front RH	1
BB206	24		Brake, Pipe, Limiter to Center T-Piece Front	1

Fig. 25 - Cab Parking Brake Group

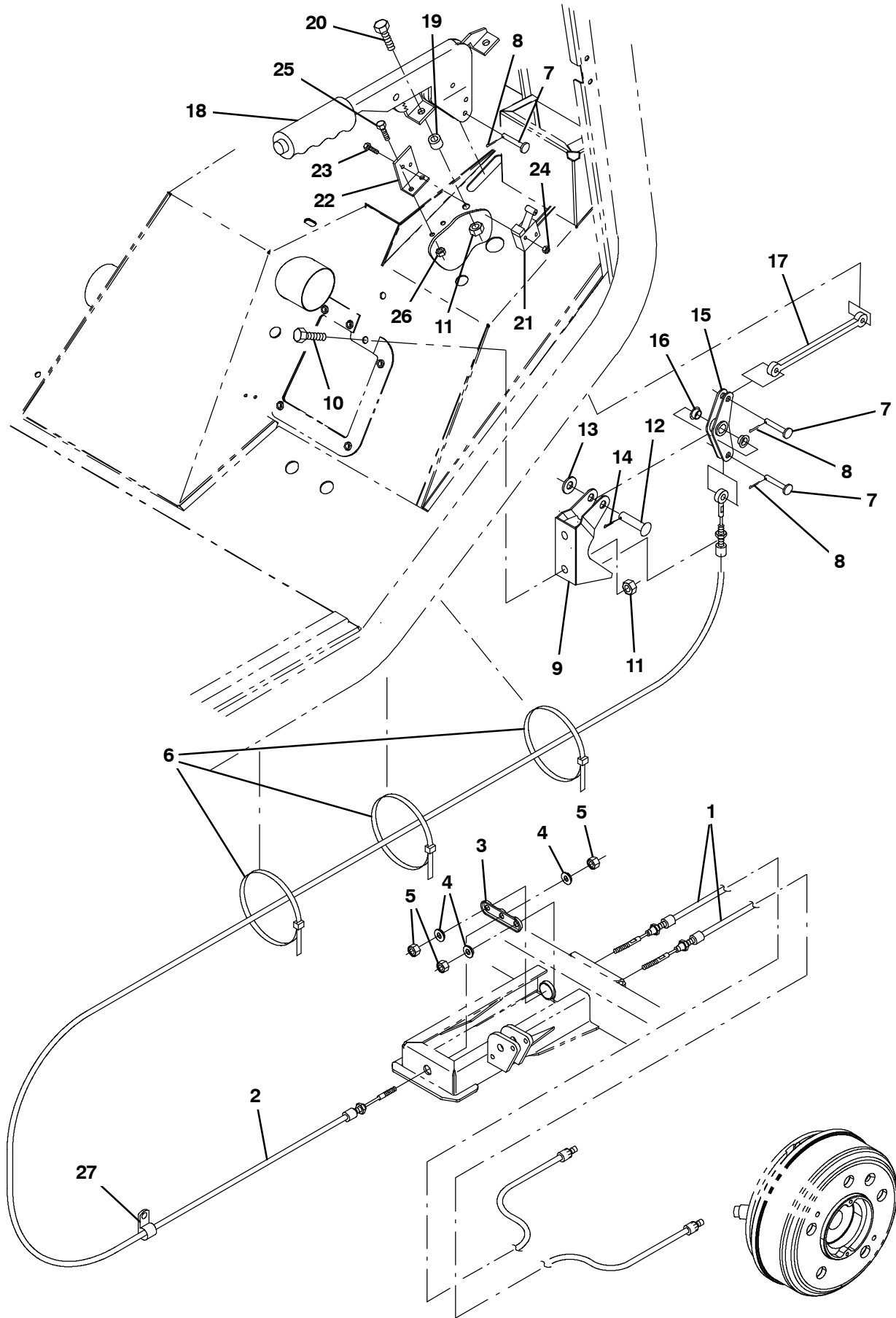


Fig. 25 - Cab Parking Brake Group

Ref.	Part No.	Serial Number	Description	Qty.
1	BB182	(002101-) Brake Cable,Rear -63	2
2	BB129	(002101-) Brake Cable, Front	1
3	BB132	(002101-) Balance Bar	1
4	GW081	(002101-) Cup Washer	3
5	08709	(002101-) Nut, Hex, Lock, M8 X 1.25, NI	3
6	44961	(002101-) Tie, Cable, Nyl, 14.5l .30w 4.0 Max D	3
7	GG301	(002101-) Cotter Pin, 5/16 x 3/42 Zinc Plated	3
8	GG132	(002101-) Pin, Split	3
9	MC298	(002101-) Pivot Bracket Weldment, H/Brake	1
10	GT028	(002101-) M8 X 20 H.T. Hex Set Plated	2
11	GN004	(002101-) Nut, Nyloc - M8	4
12	86240	(002101-) Pin, Clevis, 0.38d X 1.13l	1
13	GW013	(002101-) Washer, Form A - M10	1
14	GG249	(002101-) Pin, Split 11/2 X 1/8 Stst A2	1
15	MC309	(002101-) Bellcrank Weldment,Hand Brake	1
16	GB034	(002101-) Bush - Oilite - 8 I/D, 11 O/D X 8 Lg	2
17	MC312	(002101-) Tie Rod, Machined, H/Brake Bellcrank	1
18	BB118	(002101-) Hand Brake Lever	1
19	MC251	(002101-) Spacer, Seat Front Left	2
20	GT042	(002101-) M8 X 30 Hex Cap Screw	2
21	ES275	(002101-) Micro-Switch-Long Le	1
22	MC223	(002101-) Bracket, Handbrake Warning Switch,	1
23	GT279	(002101-) Screw, Hex Head - M3 x 15	2
24	GN058	(002101-) M3 Nut Nylon/Ins P G.8 Zy	2
25	GT196	(002101-) M5 X 10 Set 8.8 Zc Din 933	2
26	GN006	(002101-) Nut, Nyloc - M5	2
27	378969	(002101-) Clamp, Cable, Stl, 0.56D X 0,38W, 1 Hole	1

Fig. 26 - Cab Heater Group

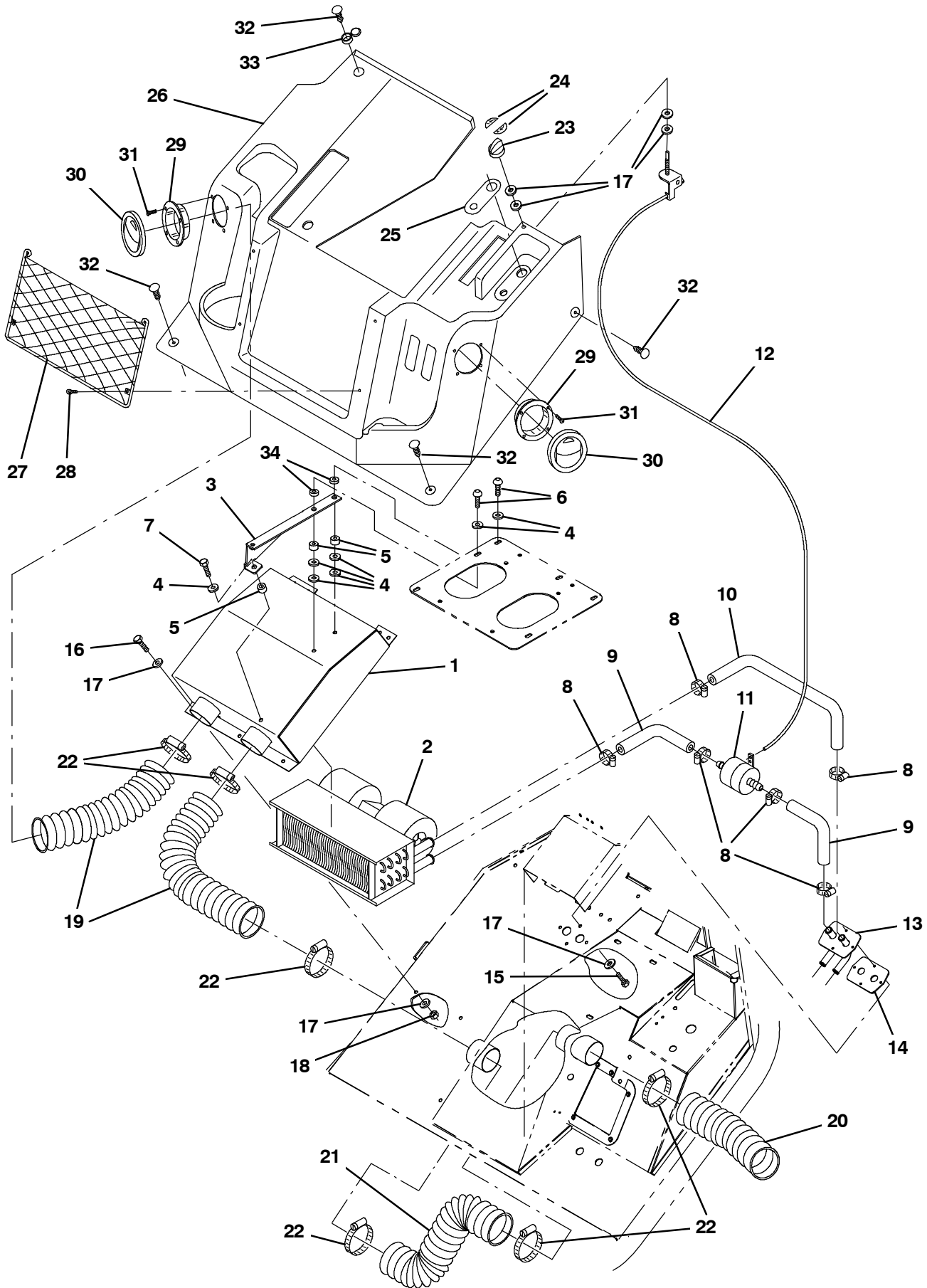


Fig. 26 - Cab Heater Group

Ref.	Part No.	Serial Number	Description	Qty.
1	MC093	(002101-) Heater Box Wldt	1
2	MC397	(002101-) Heater Unit (With Connector)	1
3	MC501	(002101-) Wedge,Seat-Weldment Cab	1
4	GW055	(002101-) Washer - M8 Form C St/St 314	7
5	MC735	(002101-) Spacer, Seat	3
6	GT152	(002101-) M8 X 35 Skt Btn 10.9 Zc	2
7	GT042	(002101-) M8 X 30 Hex Cap Screw	1
8	63810	(002101-) Clamp, Hose, Wormdrive, 0.56-1.06d, .56w	6
9	PC114	(002101-) Hose - Heater To Bul	2
10	PC115	(002101-) Hose - Heater Return	1
11	MC221	(002101-) Flow Control Valve	1
12	BB116	(002101-) Cable, Heater Temper	1
13	MC277	(002101-) Bracket, Bulkhead, Weldment, Heater Hose	1
14	MC280	(002101-) Gasket, Bulkhead Bracket, Heater Hoses	1
15	GT135	(002101-) M6 X 16 Hex Cap Screw	4
16	GT027	(002101-) M6 X 20 Hex Screw	7
17	GW031	(002101-) M6 Washer Form C Zc Bs 4320	22
18	GN011	(002101-) Nut, Nyloc - M6	7
19	MC342	(002101-) Heater Vent Hose-Right Hand	2
20	MC344	(002101-) Heater Air Hose -Lef	1
21	MC343	(002101-) Heater Air Hose-Left	1
22	83584	(002101-) Clamp, Hose, Wormdrive, 2.25-3.25d, .50w	6
23	GG259	(002101-) Knob - Heater Contro	1
24	GM356	(002101-) Label Sheet - 525 Bl	1
25	GM356	(002101-) Label Sheet - 525 Bl	1
26	CP197	(002101-) Seat Box Moulding _C	1
27	CD001	(002101-) Glovenet-525 Document Rack/Net	1
28	GT119	(002101-) Screw - 8 X 3/4 S Tap (Philip)	4
29	MC334	(002101-) Spigot Weld - Heater Vent	2
30	MC222	(002101-) Outlet Vent-Heater T	2
31	GT410	(002101-) Screw,Self Tapper	8
32	72970	(002101-) Rivet, Plstc, .250D X 0.90	4
33	ES012	(002101-) Screw Caps-Plastic	1
34	MC251	(002101-) Spacer, Seat, Front, Lh	2

Fig. 27 - Engine Mount Group

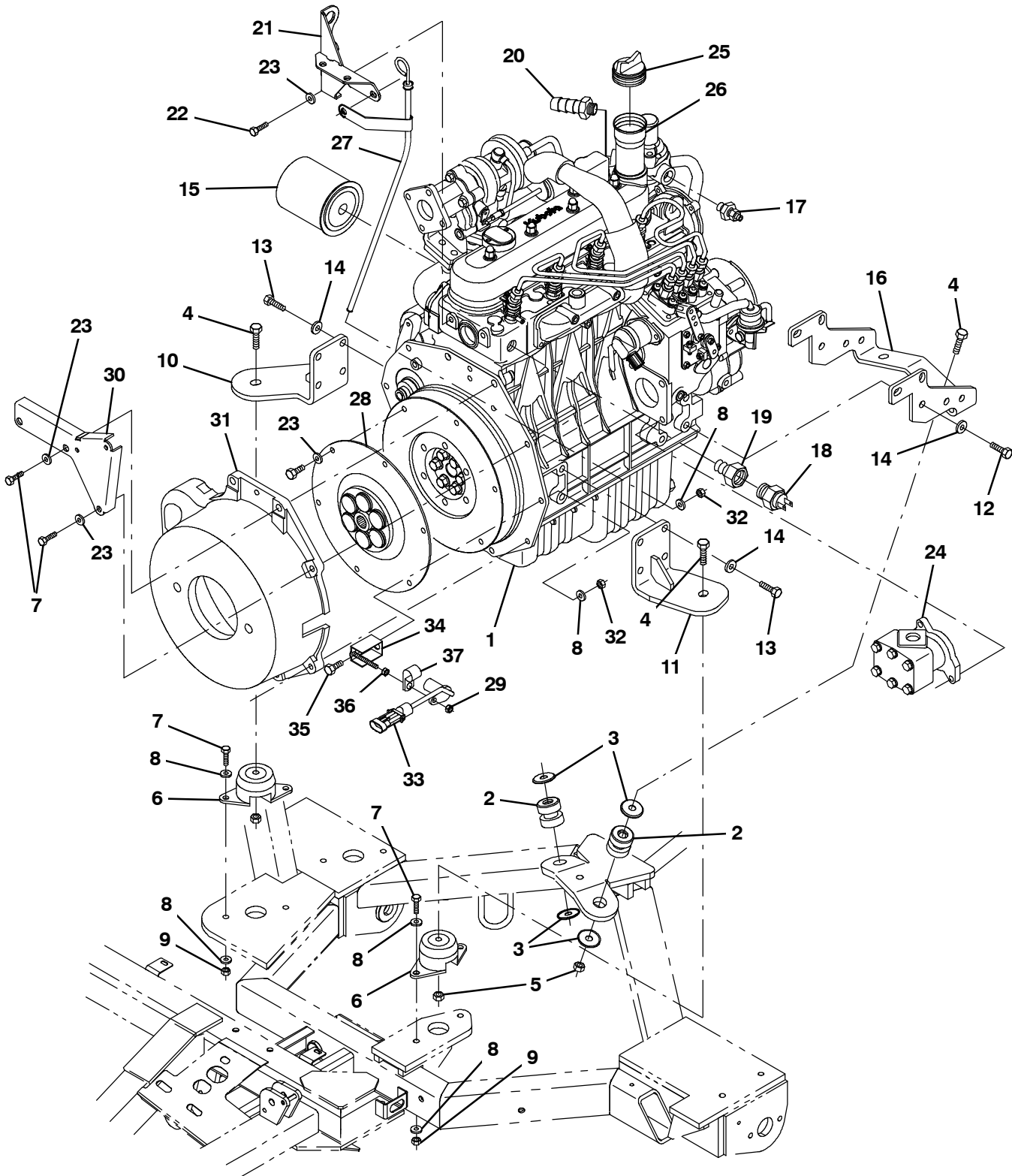


Fig. 27 - Engine Mount Group

Ref.	Part No.	Serial Number	Description	Qty.
1	PP438	(002101-) Engine,V1505-T -4 Cy (See Engine Breakdown)	1
2	GG231	(002101-) Mount, Eng [2 Piece]	2
3	GW027	(002101-) Collar Dish Washer	4
4	GT298	(002101-) M10 X 55 Bolt 8.8 Zy Din 931	4
5	41430	(002101-) Nut, Hex, Lock, M10 X 1.5, NI	4
6	GG230	(002101-) Anti-Vibration Mount	2
7	09011	(002101-) Screw, Hex, M8 X 1.25 X 30, Ss	7
8	32490	(002101-) Washer, Flat, 0.25, Std	8
9	08713	(002101-) Nut, Hex, Lock, M8 X 1.25, NI, Ss	4
10	PP034	(002101-) Bracket, Rh Mounting, Engine - Weldment	1
11	PP035	(002101-) Bracket, Lh Mounting, Engine - Weldment	1
12	58286	(002101-) Screw, Hex, M10 X 1.25 X 20, 8.8	6
13	07299	(002101-) Screw, Hex, M10 X 1.25 X 25, 8.8	8
14	763042	(002101-) Washer, Flat, Belleville, M10	14
15	PP083	(002101-) Oil Filter Element-1105t	1
16	PP367	(002101-) Bracket,Rear Twin Mounting Engine	1
17	EH016	(002101-) Temperature Sender	1
18	ES257	(002101-) Transducer,Mmu Water	1
PP436	PP111	(002101-) Reducer 1/8 Bsptm X 1/4 Bspp Female	1
20	WP288	(002101-) Fitting, Brs, Str, Bm10/.375Bspt	1
21	CB799	(002101-) Bracket,Support -Weldment Fuel Filter	1
22	16735	(002101-) Screw, Hex, M8 X 1.25 X 16, 8.8	2
23	763041	(002101-) Washer, Flat, Belleville, M8	11
24	HP021	(002101-) Hydro Pump Kit Part Of Engine Kit Pp002	1
25	PD039	(002101-) Cap-Oil Filler	1
26	PP091	(002101-) Oil Filler Flange-Extended	1
27	PP112	(002101-) Dipstick/Oil Gauge -D1105t	1
28	PP274	(002101-) Drive Coupling - Bob	1
29	41359	(002101-) Nut, Hex, Std, M6 X 1.00, 8	1
30	CB793	(002101-) Bracket, Support - Weldment	1
31	PP276	(002101-) Engine/Pump Housing,	1
32	08713	(002101-) Nut, Hex, Lock, M8 X 1.25, NI, Ss	2
33	ES279	(002101-) Speed Sensor (From Assy. M/L)	1
34	CB810	(002101-) Bracket, Support - Weldment	1
35	16931	(002101-) Screw, Hex, M8 X 1.25 X 20, 8.8	1
36	08708	(002101-) Nut, Hex, Lock, M6 X 1.00, NI	1
37	46236	(002101-) Clamp, Cable, Stl, 0.25d X 0.56w, 1hole	1

Fig. 28 - Engine Battery and Alternator Group

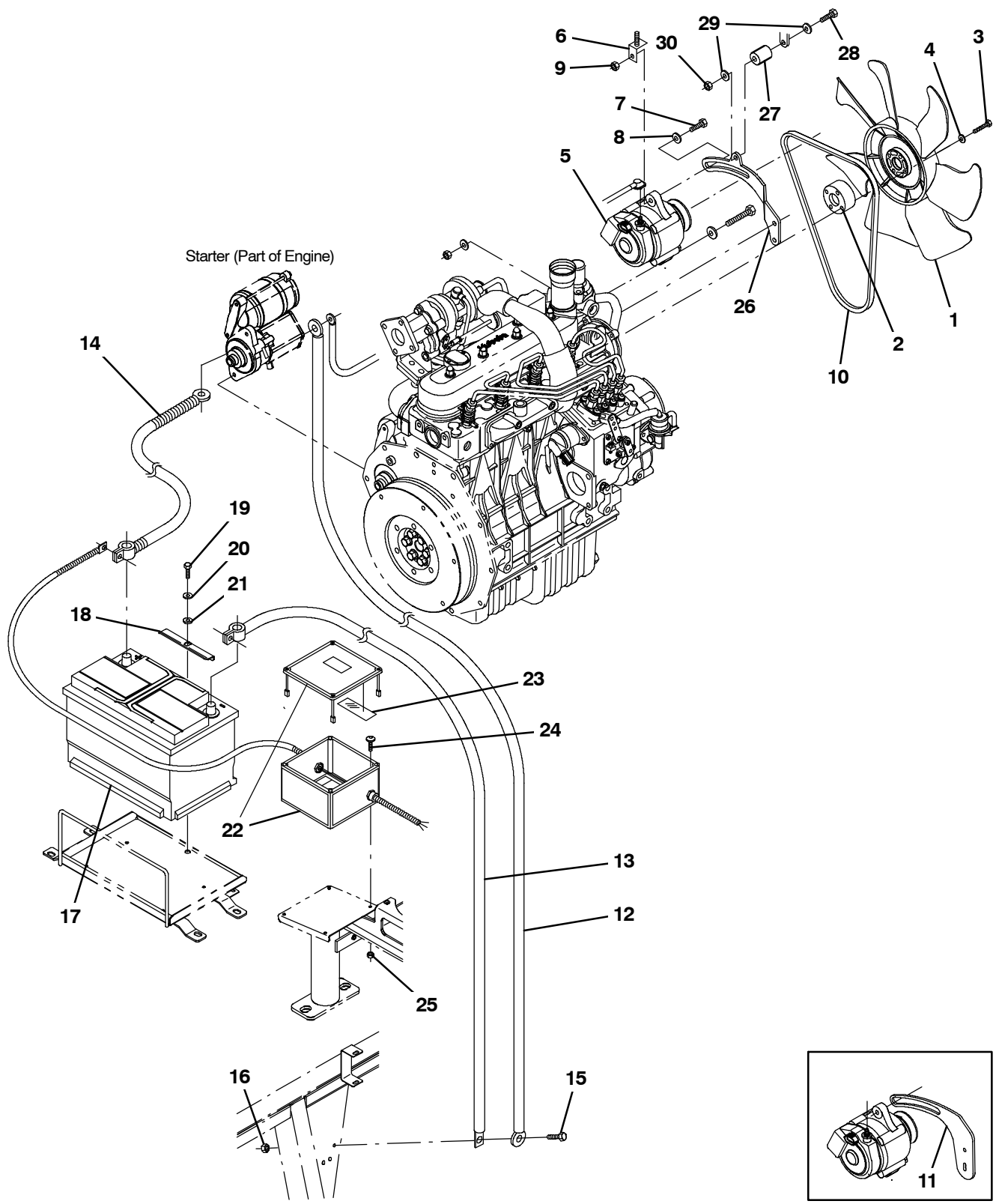


Fig. 28 - Engine Battery and Alternator Group

Ref.	Part No.	Serial Number	Description	Qty.	
1	PP347	(002101-) Fan-Pusher 380 Mm, 3	1	
2	PP277	(002101-) Spacer Cooling Fan,Kubota	1	
3	GT071	(002101-) M6 X 50 H.T. Hex Bolt Plated	4	
4	GW003	(002101-) Washer-Spring-1/4'	4	
5	PP133	(002101-) Alternator Assembly -60 Amp D1105t	1	
6	CD386	(002101-) P Clip Bracket _Coolant Heater Hose	1	
7	GT089	(002101-) Screw, Hex Hd Set - M8 X 35 - Zn Ptd.	1	
8	GW041	(002101-) M8 Washer	1	
9	GN043	(002101-) Nut, Nyloc Shallow - M8 - St. St. A2-314	1	
10	PP096	(002101-) Fan Belt	1	
11	PJ002	(002101-002129) Kit For New Alternator/Air Intake Brkt N	1	
12	ET063	(002101-) Cable -Earthing Brai	1	
13	ET139	(002101-) Cable,Negative Battery -636	1	
14	ET138	(002101-) Cable,Positive Battery -636	1	
15	GT287	(002101-) M8 X 20 Hex Hd Set Screw	1	
16	GN043	(002101-) Nut, Nyloc Shallow - M8 - St. St. A2-314	1	
17	77602	(002101-) Battery, Wet, 12vdc 0700cca	1	
18	PP073	(002101-) Plate, Clamp, Battery - Formed	1	
19	GT303	(002101-) Screw, Hex Hd Set - M8 X 25	1	
20	GW015	(002101-) Washer-Spring-8mm Rect.	1	
21	GW060	(002101-) M8 St St Washer	1	
▽	22	EW218	(002101-) Fusebox Assembly,4 X 40 A	1
▲		1035889	(002101-) Fuse, Blade, 040A [Maxi]	3
▲		394922	(002101-) Fuse, Blade, 060A [Maxi]	1
	23	GM455	(002101-) Label,Primary Fuse Box -60 Amp	1
24	GT278	(002101-) M4 X 20 Skt Btn 10.9 Zc	4	
25	GN024	(002101-) Nut, Nyloc - M4	4	
26	PP464	(002130-) Plate, Adjusting Bracket - Non Air Con	1	
27	PP467	(002130-) Spacer, Alternator Bracket	1	
28	GT339	(002130-) Screw,Button Hd Hex Skt -M6 x 35 A4 St.S	1	
29	GW087	(002130-) Washer - M6 Form C -St.St,A2	2	
30	GN046	(002130-) Nut, Nyloc Thin - M6 Zinc Plated Zinc Pl	1	

Fig. 29 - Engine Air Filter Group

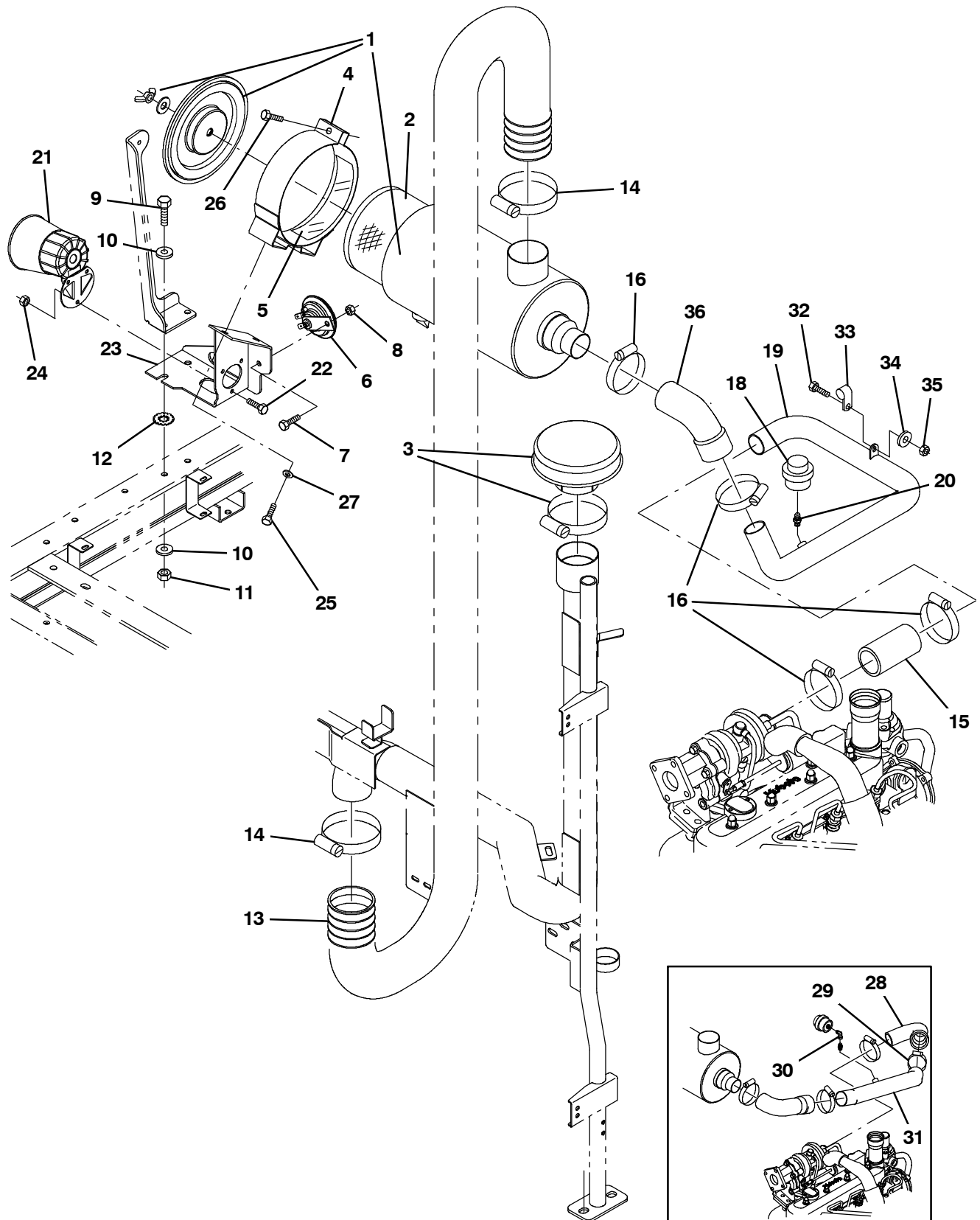


Fig. 29 - Engine Air Filter Group

	Ref.	Part No.	Serial Number	Description	Qty.
▽	1	PP101	(002101-) Air Cleaner	1
▲	2	PP084	(002101-) Air Cleaner Element	1
▲	3	PP284	(002101-) Precleaner,Spinner Small	1
▽	4	PP102	(002101-) Band Air Cleaner C/W Fasterns	1
▲	5	GM013	(002101-) Rubber Band - 8" X 2	1
	6	ES451	(002101-) Horn - 636/525	1
	7	GT327	(002101-) Screw,Button Hd Hex Skt-M6 X 16	1
	8	08708	(002101-) Nut, Hex, Lock, M6 X 1.00, NI	1
	9	GT395	(002101-) Bolt,Hex Hd Set M8 x 110 Mm	2
	10	32491	(002101-) Washer, Flat, 0.31, Std	4
	11	08709	(002101-) Nut, Hex, Lock, M8 X 1.25, NI	2
	12	GW032	(002101-) M8 Flat Washer	1
	13	PC113	(002101-) Hose,Engine Air Inta	1
	14	83584	(002101-) Clamp, Hose, Wormdrive, 2.25-3.25d, .50w	2
	15	PC299	(002101-) Air Intake Pipe - Turbo	1
	16	22297	(002101-) Clamp, Hose, Wormdrive, 1.56-2.50d, .50w	4
	17	11531	(002101-) Clamp, Hose, Wormdrive, 1.06-2.00D, .56W	1
	18	ES295	(002101-) Filter Minder,Electr	1
	19	PP440	(002101-) Tube Weldment	1
	20	ES099	(002101-) Nipple - Filter Mind	1
	21	ES162	(002101-) Voice Box - English	1
	22	GT378	(002101-) Screw,Button Hd Skt -M5 X 10 St.St	3
	23	CD065	(002101-) Bracket,Weldment,Air Filter- 636	1
	24	GN042	(002101-) Nut - Nyloc Thin M5	3
	25	GT331	(002101-) Screw,Button Hd Hex Skt-M8 x 20	2
	26	GT333	(002101-) Screw,Button Hd Hex Skt-M8 x 30	1
	27	01685	(002101-) Washer, Flat, 0.38B 0.88D .08, Ss	2
	28	PP103	(002101-002129) Hose, Air Cleaner to Pipe	1
	29	22297	(002101-002129) Clamp, Hose, Wormdrive, 1.56-2.50D, .50W	1
	30	PP436	(002101-002129) Connector - 1/8Bspm x 2/8Bspf 90 Deg	1
	31	PP440	(002101-002129) Tube Weldment Turbo - Air Cleaner E3B E	1
	32	GT327	(002130-) Screw,Button Hd Hex Skt-M6 x 16	1
	33	76736	(002130-) Clamp, Cable, Stl, 0.38D X 0.62W, 1Hole	1
	34	GW087	(002130-) Washer - M6 Form C -St.St,A2	1
	35	GN046	(002130-) Nut, Nyloc Thim - M6 Zinc Plated Zinc PI	1
	36	PC300	(002130-) Pipe Engine	1

Fig. 30 - Engine Muffler Group

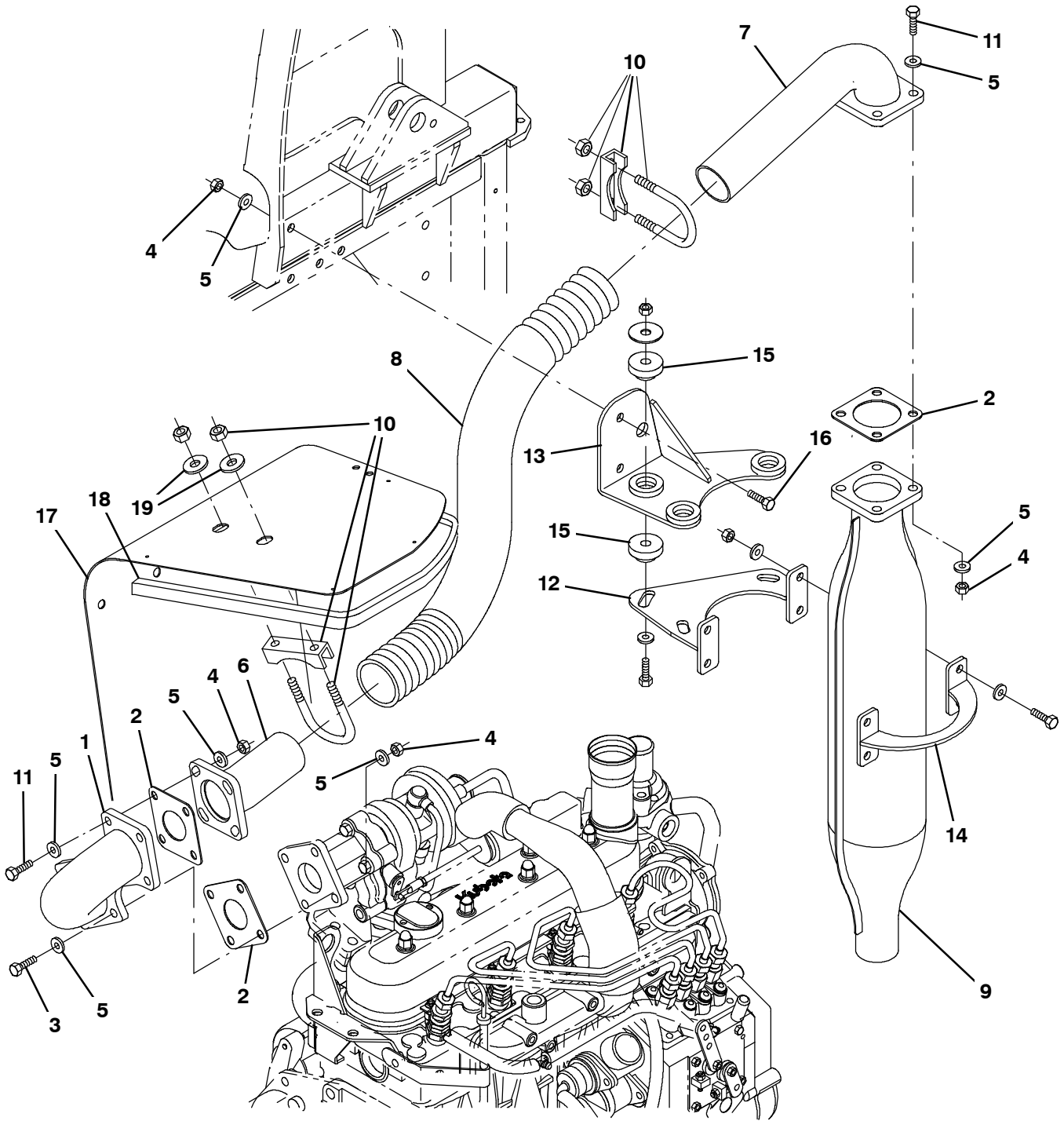


Fig. 30 - Engine Muffler Group

Ref.	Part No.	Serial Number	Description	Qty.
1	PP326	(002101-) Exhaust Manifold - 636	1
2	PP089	(002101-) Gasket-Muffler	3
3	06955	(002101-) Screw, Hex, M8 X 1.25 X 35, 8.8	4
4	08165	(002101-) Nut, Hex, Stover, M8 X 1.25	14
5	32490	(002101-) Washer, Flat, 0.25, Std	26
6	PP217	(002101-) Flange Wlt, Exhaust, Eng End	1
7	PP218	(002101-) Flange Wldt, Exhaust, Muffler End	1
8	PP353	(002101-) Flexi-Pipe, Exhaust - 636	1
9	PP095	(002101-) Muffler, Exhaust	1
10	24012-1	(002101-) Clamp, Muffler, 1.75d	2
11	GT042	(002101-) M8 X 30 Hex Cap Screw	8
12	PP208	(002101-) Clamp, Fixed, Mounting Exhaust	1
13	PP206	(002101-) Plate Weldment, Mounting Exhaust	1
14	PP207	(002101-) Clamp, Loose, Mounting Exhaust	1
15	GG231	(002101-) Mount, Eng [2 Piece]	3
16	GT377	(002101-) M8 X 75 St/St Bolt A4-70	2
17	PC208	(002101-) Shield - Engine To Radiator	1
18		(002101-)	1
19	GW021	(002101-) Washer - M8 X 25 Od - St St	2

Fig. 31 - Engine Fuel Supply Group

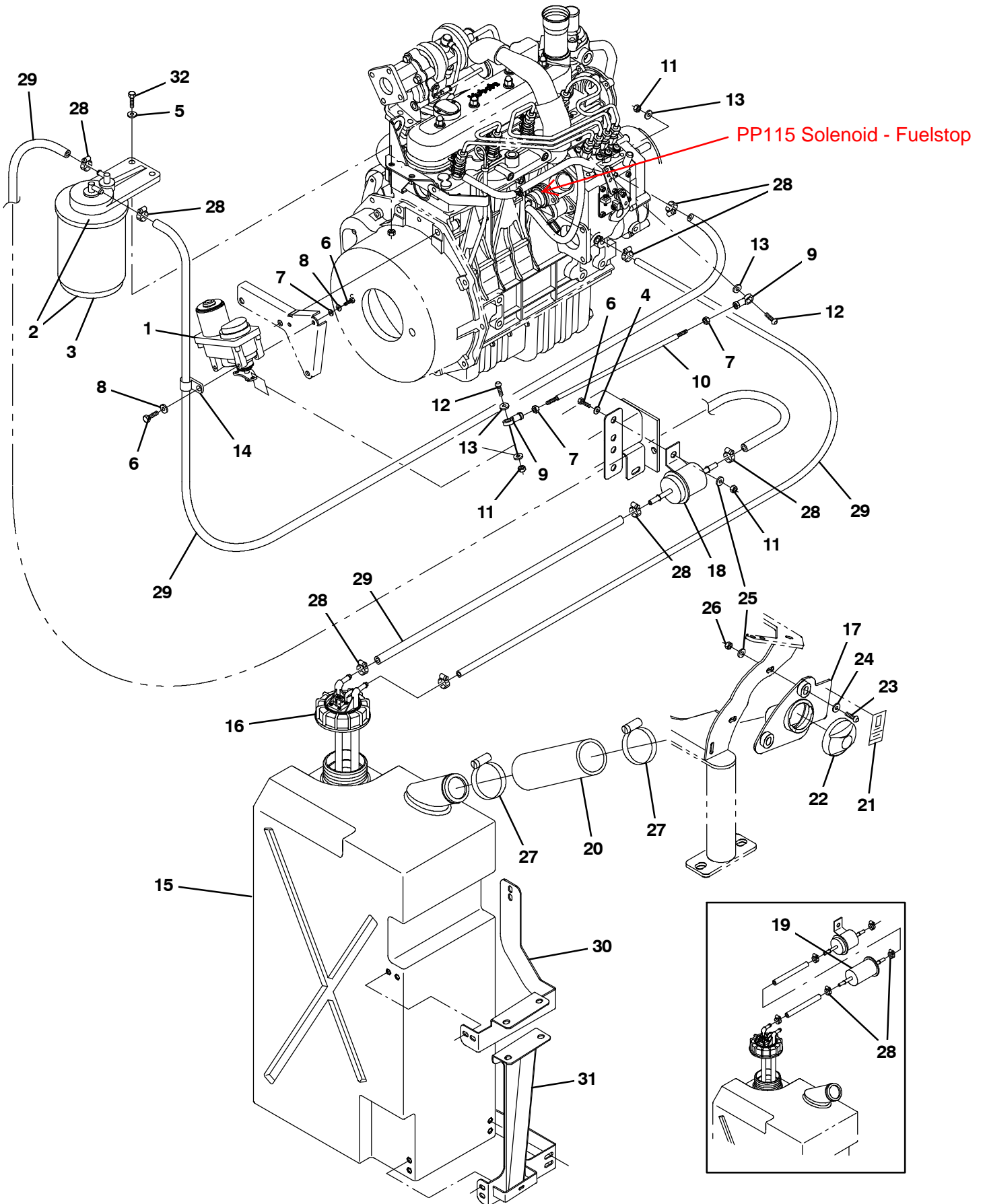


Fig. 31 - Engine Fuel Supply Group

Ref.	Part No.	Serial Number	Description	Qty.
	1	ES282	(002101-) Actuator E-Gas (With Connector)	1
▽	2	PP085	(002101-) Filter-Fuel Kit	1
▲	3	PP082	(002101-) Fuel Filter Element-	1
	4	01684	(002101-) Washer, Flat, 0.27b 0.69d .05, Ss	2
	5	763041	(002101-) Washer, Flat, Belleville, M8	2
	6	06942	(002101-) Screw, Hex, M6 X 1.00 X 16, 8.8	5
	7	41359	(002101-) Nut, Hex, Std, M6 X 1.00, 8	2
	8	763040	(002101-) Washer, Flat, Belleville, M6	7
	9	BB007	(002101-) Bearing-Rose	2
	10	CD070	(002101-) Control Rod.Ecs,Engine,636	2
	11	08708	(002101-) Nut, Hex, Lock, M6 X 1.00, NI	6
	12	GT329	(002101-) Screw,Button Hd Hex Skt-M6 X 25	2
	13	01684	(002101-) Washer, Flat, 0.27b 0.69d .05, Ss	4
	14	54333	(002101-) Clamp, Hose, Wormdrive, 0.31-0.88d, .31w	3
	15	PG099	(002101-) Diesel Tank -Rotomold -636	1
	16	PG102	(002101-) Fuel Sender,Off-Take	1
	17	PG092	(002101-) Remote Filler Weldment-636	1
	18	PP298	(002101-) Fuel Pump,Electric - (With Connector)	1
	19	PP313	(002101-002135) Fuel Filter,In Line	1
	20	PG100	(002101-) Hose,Diesel Tank Locking Tank To Neck	1
	21	GM534	(002101-) Label,Low Sulphur Fuel	1
	22	PG116	(002101-) Locking Diesel Tank	1
	23	GT108	(002101-) M8 X 30 Skt Btn 10.9 Zc	2
	24	30013	(002101-) Washer, Flat, 0.31, Fendr	2
	25	32490	(002101-) Washer, Flat, 0.25, Std	5
	26	08713	(002101-) Nut, Hex, Lock, M8 X 1.25, NI, Ss	2
	27	22297	(002101-) Clamp, Hose, Wormdrive, 1.56-2.50d, .50w	2
	28	43844	(002101-) Clamp, Hose, Wormdrive, 0.25-0.62D, .31W	10
	29	87738	(002101-) Hose, Fuel, 0.18id, 29.0l	2
	30	CD076	(002101-) Bracket,Fuel Tank -Top	1
	31	CD078	(002101-) Bracket,Fuel Tank -Bottom	1
	32	39277	(002101-) Screw, Hex, M8 X 1.25 X 25, 8.8	2

Fig. 32 - Engine Radiator Mount Group

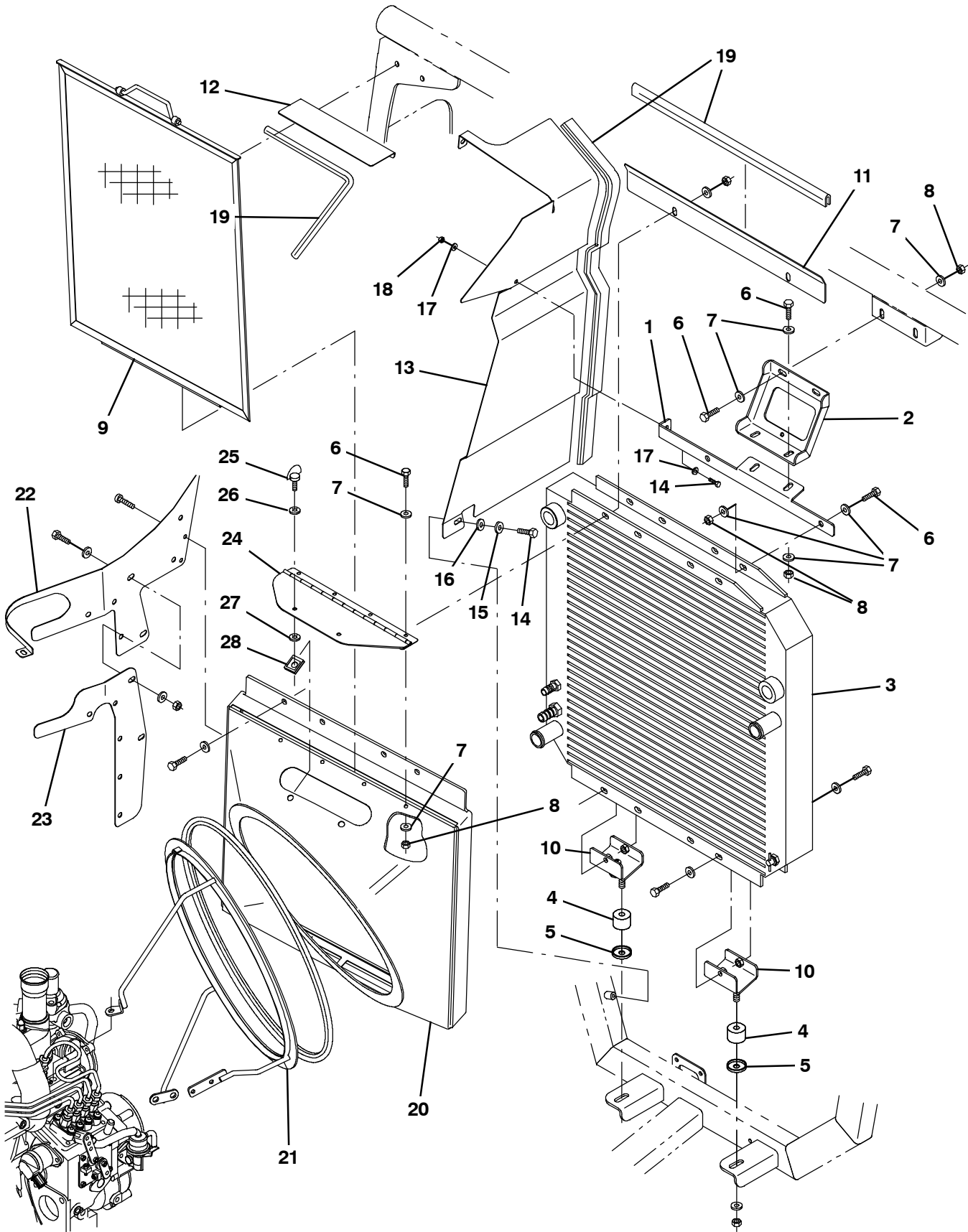


Fig. 32 - Engine Radiator Mount Group

Ref.	Part No.	Serial Number	Description	Qty.
1	PC243	(002101-) Stay, Radiator	1
2	PC245	(002101-) Bracket Wldt, Mtg, Radiator	1
3	PC173	(002101-) Radiator, Combined Oi	1
4	GG054	(002101-) Rubber Stopper	2
5	GW027	(002101-) Collar Dish Washer	2
6	09740	(002101-) Screw, Hex, M8 X 1.25 X 20, Ss	10
7	32490	(002101-) Washer, Flat, 0.25, Std	20
8	08713	(002101-) Nut, Hex, Lock, M8 X 1.25, NI, Ss	10
9	PC296	(002101-) Filter, Screen, Radiator	1
10	PC176	(002101-) Bracket Lower Mounting, Radiator 636	2
11	PC219	(002101-) Shield, Top, Radiator	1
12	PC222	(002101-) Shield Chassis, Hopper	1
13	PC216	(002101-) Shield, Bottom Rad	1
14	15678	(002101-) Screw, Hex, M6 X 1.00 X 16, Ss	2
15	32483	(002101-) Washer, Flat, 0.25, Sae	1
16	41178	(002101-) Washer, Flat, 0.25, Fendr	1
17	33922	(002101-) Washer, Flat, M6, Ss Rep. Bynone	2
18	08712	(002101-) Nut, Hex, Lock, M6 X 1.00, NI, Ss	1
19		(002101-)	1
20	PC279	(002101-) Cowl Body, Vacform - 636	1
21	PC282	(002101-) Guard Wldt, Fan	1
22	PC214	(002101-) Shield - Top Radiator To Engine	1
23	PC228	(002101-) Shield, Radiator - Engine	1
24	PC295	(002101-) Access Cover Weldment, Cowl W/Label	1
25	GG048	(002101-) Ring Head Stud - Black 14Mm	2
26	GG055	(002101-) Retainer Plastic	2
27	GG041	(002101-) Steel Retainer	2
28	GG042	(002101-) Slip-On Recerptacle	2

Fig. 33 - Engine Radiator Hoses Group

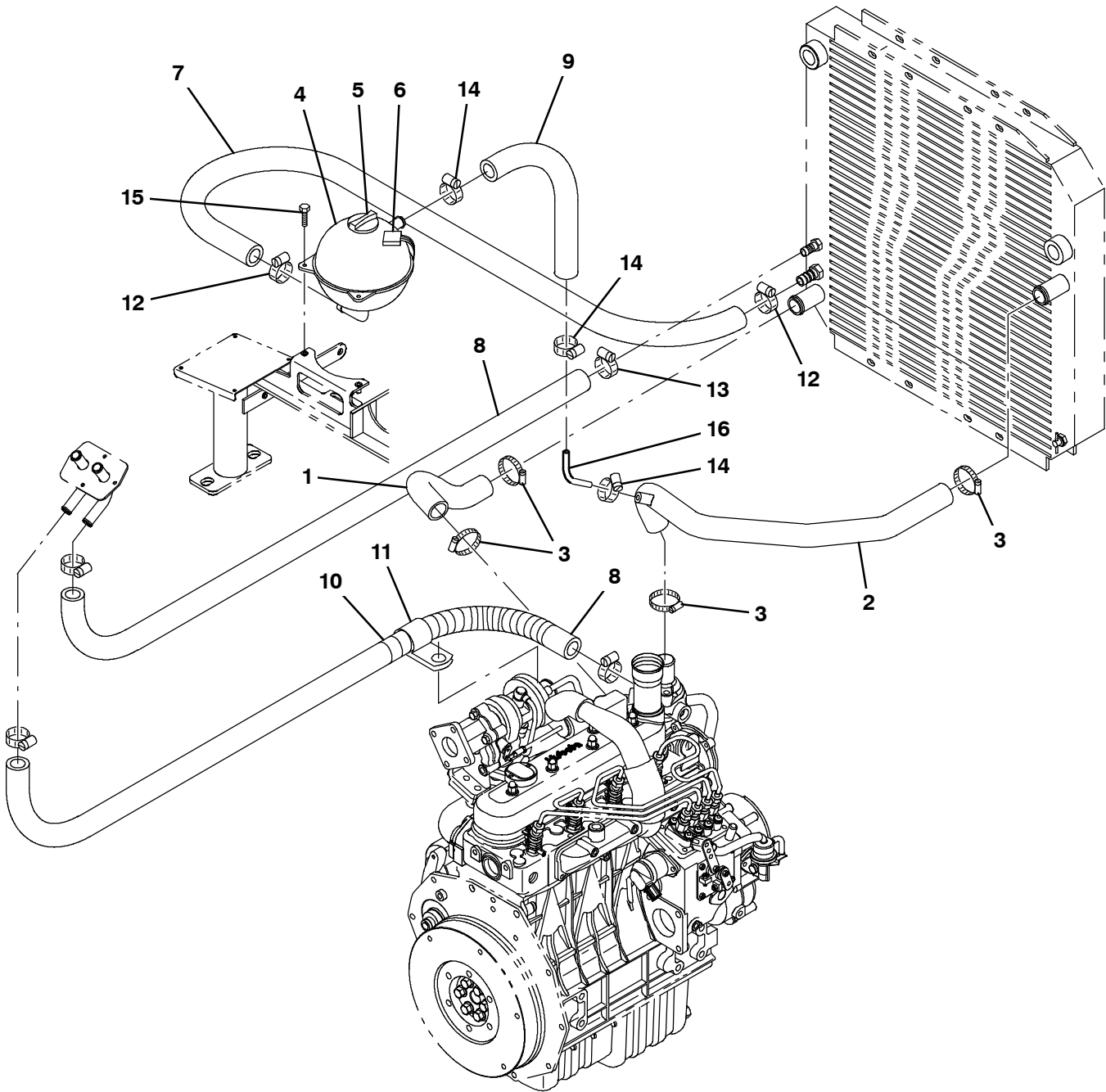


Fig. 33 - Engine Radiator Hoses Group

Ref.	Part No.	Serial Number	Description	Qty.
1	PP092	(002101-) Radiator Hose-Bottom (Emegi & Acr)	1
2	PC178	(002101-) Hose,Radiator Top,63	1
3	11531	(002101-) Clamp, Hose, Wormdrive, 1.06-2.00d, .56w	4
4	PC086	(002101-) Expansion Tank	1
5	PC087	(002101-) Expansion Tank Cap	1
6	ES362	(002101-) Sensor,Coolant Expan	1
7	1016562	(002101-) Hose, Afmkt, Rbr, Heater, 0.62ld, 12Ft	1
8	1016563	(002101-) Hose, Afmkt, Rbr, Heater, 0.62ld, 20Ft	2
9	1056561	(002101-) Hose, Afmkt, Rbr, Heater, 0.62ld, 08Ft	1
10		(002101-)	1
11	69234	(002101-) Clamp, Cable, Stl, 1.00d X 0.75w, 1hole	2
12	86824	(002101-) Clamp, Hose, Wormdrive, 0.50-1.06D, .50W	1
13	GG077	(002101-) Clip, Jubilee, 14mm To 22mm	2
14	43844	(002101-) Clamp, Hose, Wormdrive, 0.25-0.62D, .31W	3
15	GT327	(002101-) Screw,Button Hd Hex Skt-M6 X 16	2
16	PC024	(002101-) Elbow - Copper	1

Fig. 34 - Brush Arm Lift Group, Right Hand

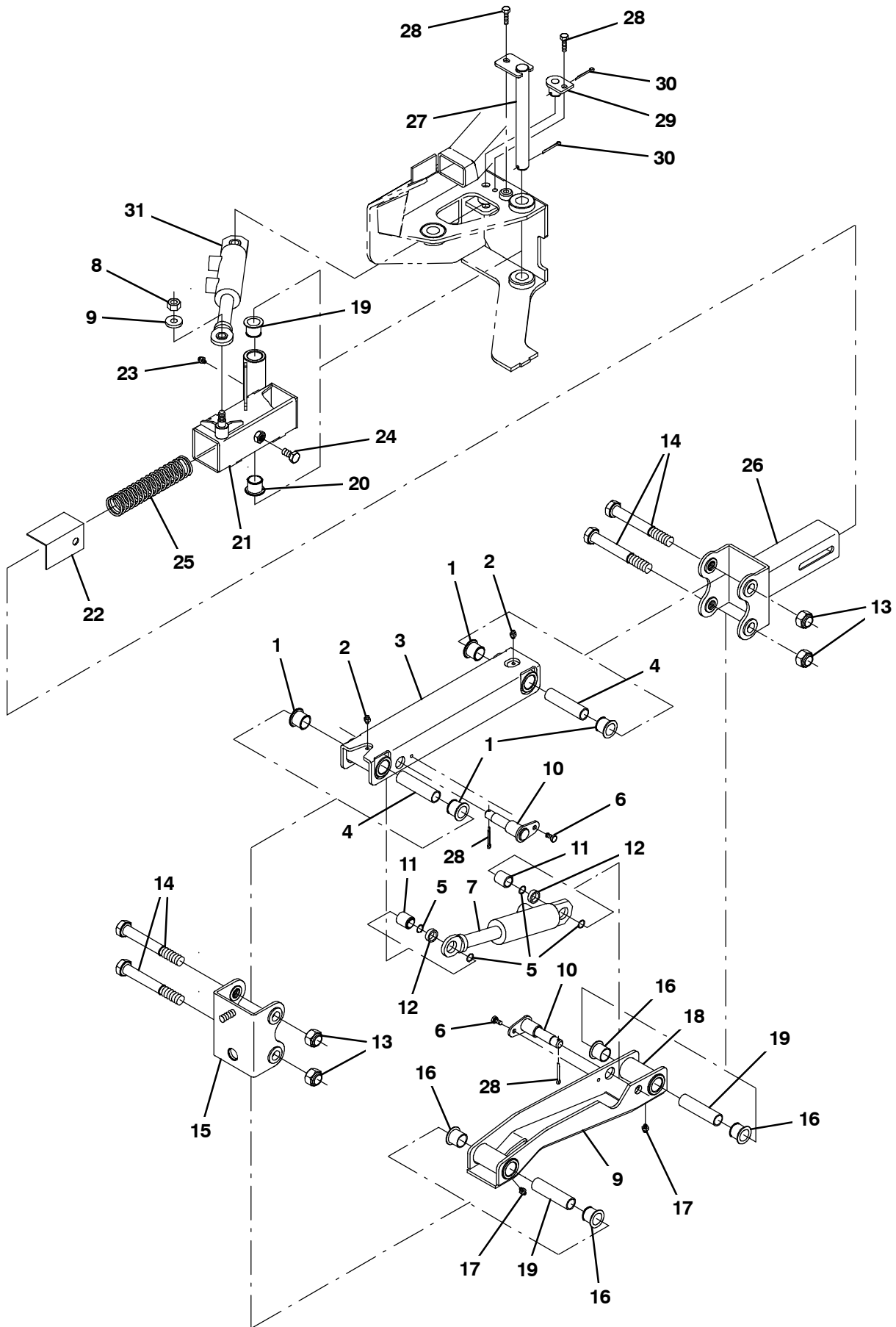


Fig. 34 - Brush Arm Lift Group, Right Hand

	Ref.	Part No.	Serial Number	Description	Qty.
▽		NF191	(002101-) Arm, Upper Cylinder Pivot - Rh	1
▲	1	GB073	(002101-) Bushing, Du Flanged - 2	4
▲	2	GG039	(002101-) Grease Nipple Straight - M6	2
▲	3	NF151	(002101-) Arm, Upper, Cylinder Pivot Rh - Weldment	1
▲	4	NF209	(002101-) Tube, Pivot, Inner	4
	5	GG248	(002101-) Retaining Clip, 26mm O/D	4
	6	74455	(002101-) Screw, Hex, M6 X 1.00 X 12, Fmg	2
	7	HC217	(002101-) Cylinder, Hyd [Brush Lift W/Sae Ports]	1
	8	41430	(002101-) Nut, Hex, Lock, M10 X 1.5, NI	1
	9	32493	(002101-) Washer, Flat, 0.50, Std	1
	10	NF164	(002101-) Pin, Cylinder Pivot - Weldment	2
	11	NF198	(002101-) Spacer, Cylinder Pivot Pin - Machining	2
	12	GG247	(002101-) Spherical Ball Joint	2
	13	33342	(002101-) Nut, Hex, Lock, M16 X 2.00, NI	4
	14	GT285	(002101-) Bolt, -M16 X 120 Long	4
	15	NF168	(002101-) Bracket, Front Pivot Mounting - Weldment	1
▽		NF193	(002101-) Arm, Lower Cylinder Pivot - Rh	1
▲	16	GB073	(002101-) Bushing, Du Flanged - 2	4
▲	17	GG039	(002101-) Grease Nipple Straight - M6	2
▲	18	NF158	(002101-) Arm, Lower, Cylinder Pivot Rh - Weldment	1
▲	19	NF209	(002101-) Tube, Pivot, Inner	4
▽		NF128	(002101-) Brush Arm Outer Tube Assembly - Rh	1
▲	20	GB073	(002101-) Bushing, Du Flanged - 2	2
▲	21	NF129	(002101-) Brush Arm Outer Tube Weldment - Rh	1
▲	22	NF199	(002101-) Strip, Wear - Formed	1
▲	23	GG023	(002101-) 45 Degree Grease Nipple (M6)	1
▲	24	06961	(002101-) Screw, Hex, M10 X 1.50 X 20, 8.8	1
	25	NF147	(002101-) Spring -35 Od X 300	2
	26	NF282	(002101-) Brush Arm Extended Weldment	2
	27	NF148	(002101-) Pin, Pivot, Brush Arm - Weldment	1
	28	76099	(002101-) Screw, Hex, M8 X 1.25 X 25, Fmg	2
	29	NF205	(002101-) Pin, Anchor, Brush In/Out - Weldment	1
	30	08182	(002101-) Pin, Cotter, .125 X 1.00	4
	31	HC213	(002101-) Hydraulic Cylinder - B Rt Brush In/Out	1

Fig. 35 - Brush Arm Lift Group, Left Hand

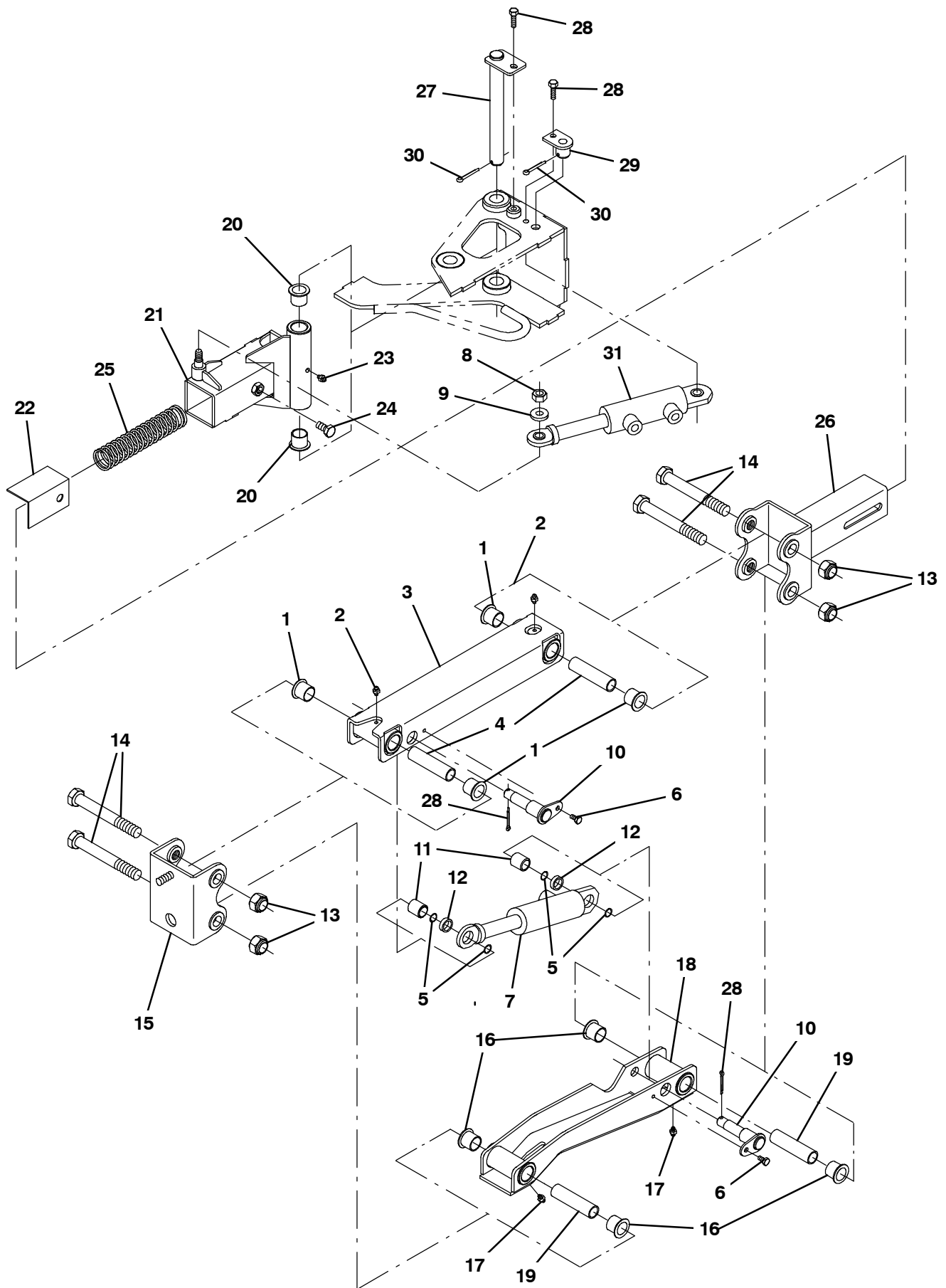


Fig. 35 - Brush Arm Lift Group, Left Hand

Ref.	Part No.	Serial Number	Description	Qty.
▽		NF192	(002101-) Arm, Upper Cylinder Pivot - Lh	4
▲	1	GB073	(002101-) Bush, Du Flanged - 2	4
▲	2	GG039	(002101-) Grease Nipple Straight - M6	2
▲	3	NF156	(002101-) Arm, Upper, Cylinder Pivot Lh - Weldment	1
▲	4	NF209	(002101-) Tube, Pivot, Inner	2
	5	GG248	(002101-) Retaining Clip, 26mm O/D	3
	6	74455	(002101-) Screw, Hex, M6 X 1.00 X 12, Fmg	2
	7	HC217	(002101-) Cylinder, Hyd [Brush Lift W/Sae Ports]	1
	8	41430	(002101-) Nut, Hex, Lock, M10 X 1.5, NI	1
	9	32493	(002101-) Washer, Flat, 0.50, Std	1
	10	NF164	(002101-) Pin, Cylinder Pivot - Weldment	2
	11	NF198	(002101-) Spacer, Cylinder Pivot Pin - Machining	2
	12	GG247	(002101-) Spherical Ball Joint	2
	13	33342	(002101-) Nut, Hex, Lock, M16 X 2.00, NI	4
	14	GT285	(002101-) Bolt, -M16 X 120 Long	4
	15	NF168	(002101-) Bracket, Front Pivot Mounting - Weldment	1
▽		NF194	(002101-) Arm, Lower Cylinder Pivot - Lh	1
▲	16	GB073	(002101-) Bushing, Du Flanged - 2	4
▲	17	GG039	(002101-) Grease Nipple Straight - M6	2
▲	18	NF163	(002101-) Arm, Lower, Cylinder Pivot Lh - Weldment	1
▲	19	NF209	(002101-) Tube, Pivot, Inner	2
▽		NF137	(002101-) Brush Arm Outer Tube Assembly - Lh	1
▲	20	GB073	(002101-) Bushing, Du Flanged - 2	2
▲	21	NF138	(002101-) Brush Arm Outer Tube Weldment - Lh	1
▲	22	NF199	(002101-) Strip, Wear - Formed	1
▲	23	GG023	(002101-) 45 Degree Grease Nipple (M6)	1
▲	24	06961	(002101-) Screw, Hex, M10 X 1.50 X 20, 8.8	1
	25	NF147	(002101-) Spring -35 Od X 300	1
	26	NF282	(002101-) Brush Arm Extended Weldment	1
	27	NF148	(002101-) Pin, Pivot, Brush Arm - Weldment	1
	28	76099	(002101-) Screw, Hex, M8 X 1.25 X 25, Fmg	2
	29	NF205	(002101-) Pin, Anchor, Brush In/Out - Weldment	1
	30	08182	(002101-) Pin, Cotter, .125 X 1.00	4
	31	HC214	(002101-) Hydraulic Cylinder - B Lt Brush In-Out	1

Fig. 36 - Brush Arm Motor Group, Right Hand

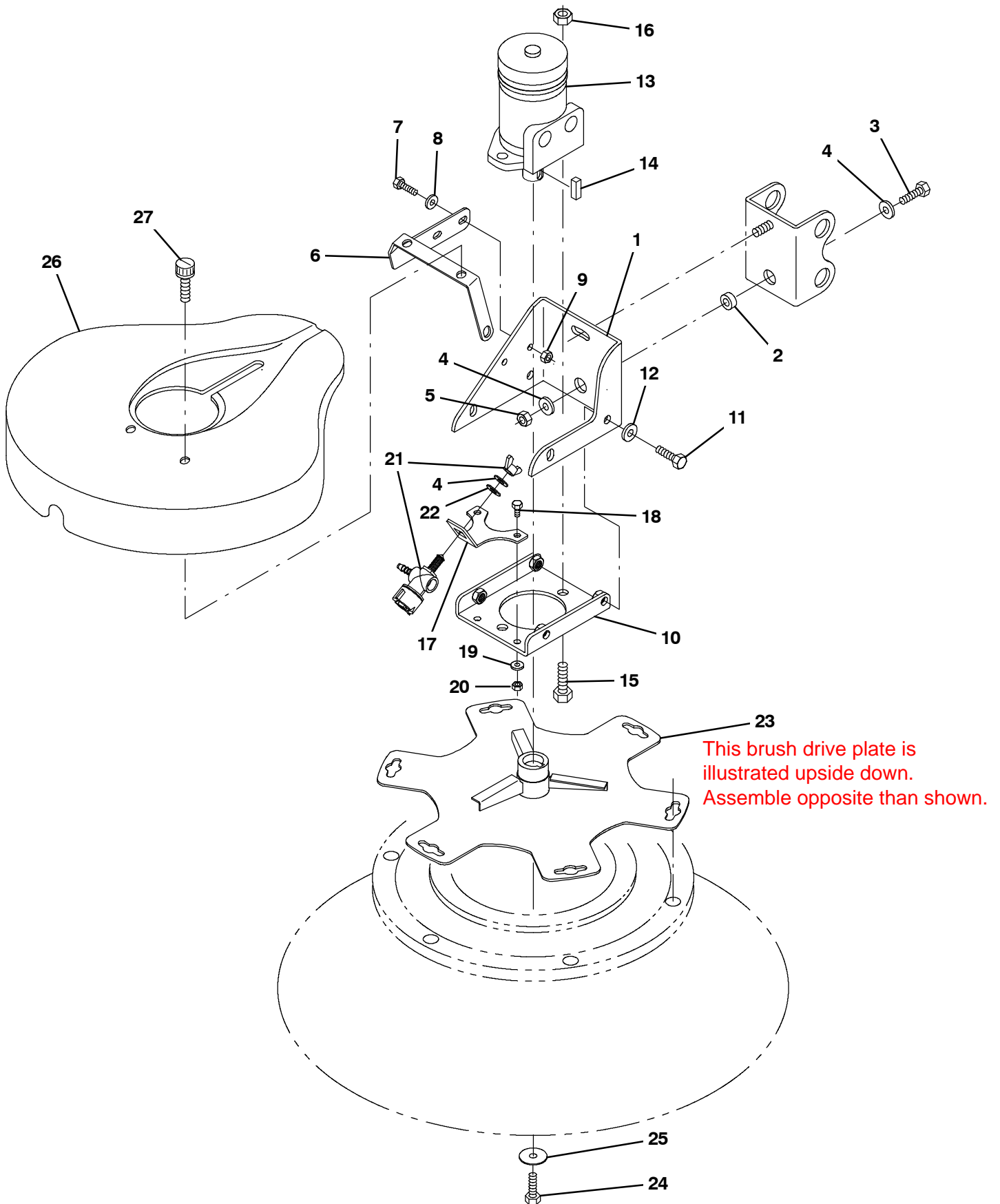


Fig. 36 - Brush Arm Motor Group, Right Hand

Ref.	Part No.	Serial Number	Description	Qty.	
1	NF171	(002101-) Plate, Motor Swivel Rh - Formed	1	
2	GB036	(002101-) Spacer - Black Nylon	1	
3	03192	(002101-) Screw, Hex, M10 X 1.50 X 30, 8.8	1	
4	32492	(002101-) Washer, Flat, 0.38, Std	3	
5	41430	(002101-) Nut, Hex, Lock, M10 X 1.5, NI	2	
6	NF173	(002101-) Plate Mounting, Brush Cover Rh	1	
7	16931	(002101-) Screw, Hex, M8 X 1.25 X 20, 8.8	2	
8	32490	(002101-) Washer, Flat, 0.25, Std	2	
9	08709	(002101-) Nut, Hex, Lock, M8 X 1.25, NI	2	
10	NF178	(002101-) Plate Motor Mounting	1	
11	39283	(002101-) Screw, Hex, M10 X 1.50 X 25, 8.8	4	
12	763042	(002101-) Washer, Flat, Belleville, M10	4	
▽	13	HM059	(002101-) Motor, Drive	1
▲	14	HM037	(002101-) Key-For Shaft	1
▲		22662	(002101-) Seal Kit, Motor [C]	1
15	06968	(002101-) Screw, Hex, M12 X 1.75 X 35, 8.8	2	
16	08711	(002101-) Nut, Hex, Lock, M12 X 1.75, NI	2	
17	NF210	(002101-) Plate, Mounting, Water Hose - Formed	1	
18	16931	(002101-) Screw, Hex, M8 X 1.25 X 20, 8.8	2	
19	01685	(002101-) Washer, Flat, 0.38b 0.88d .08, Ss	2	
20	08709	(002101-) Nut, Hex, Lock, M8 X 1.25, NI	2	
21	WP165	(002101-) Brush Spray Nozzle A	1	
22	222268	(002101-) Washer, Flat, 0.38b 1.25d .12, Neo	1	
23	NF184	(002101-) Plate, Brush Drive - Weldment	1	
24	39277	(002101-) Screw, Hex, M8 X 1.25 X 25, 8.8	1	
25	32491	(002101-) Washer, Flat, 0.31, Std	1	
26	CP193_C	(002101-) Cover, Brush [Cat Grey]	1	
27	GG146	(002101-) Knurled Fastener	2	

Fig. 37 - Brush Arm Motor Group, Left Hand

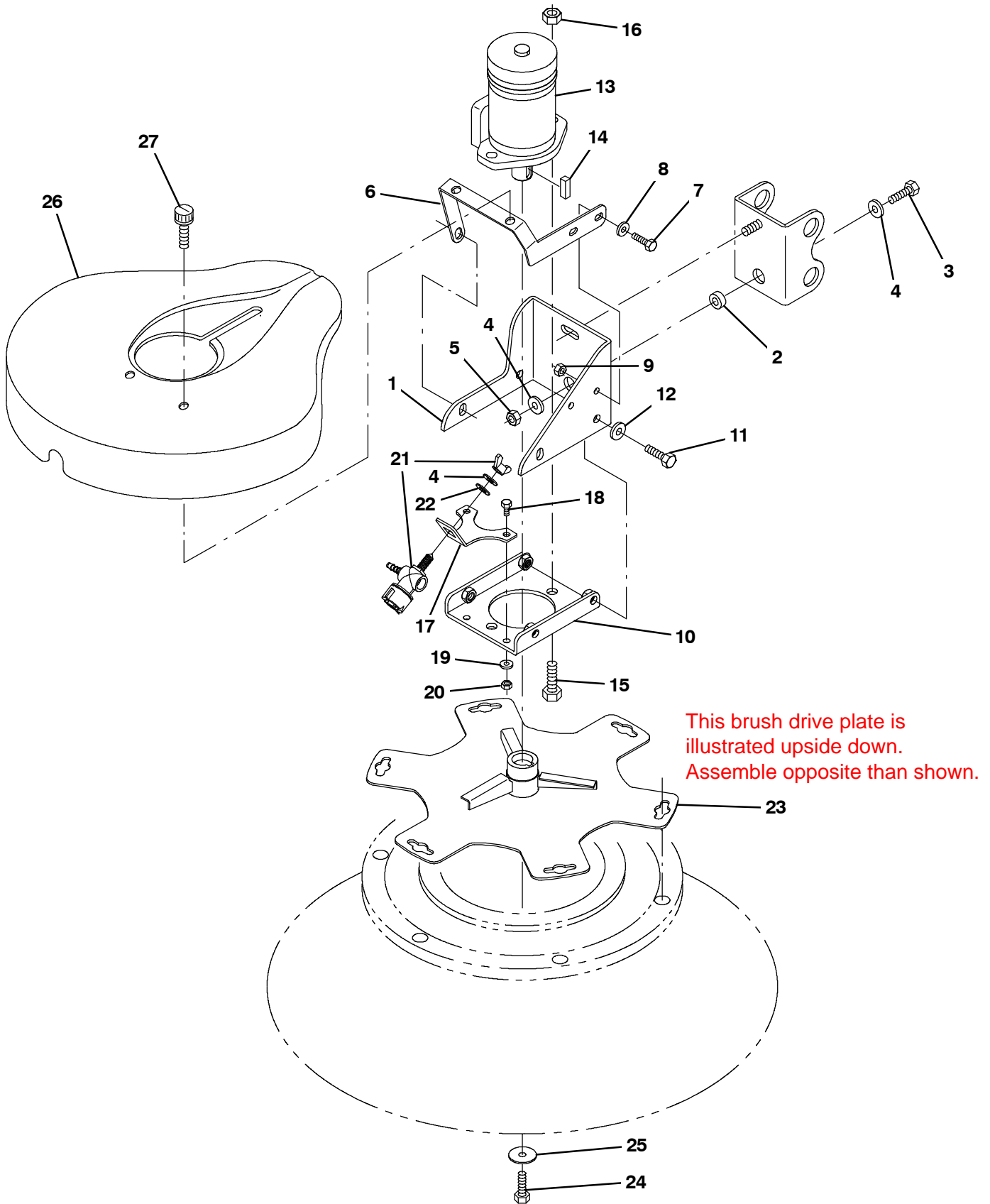


Fig. 37 - Brush Arm Motor Group, Left Hand

Ref.	Part No.	Serial Number	Description	Qty.
1	NF175	(002101-) Plate Motor, Swivel-Lh	1
2	GB036	(002101-) Spacer - Black Nylon	1
3	03192	(002101-) Screw, Hex, M10 X 1.50 X 30, 8.8	1
4	32492	(002101-) Washer, Flat, 0.38, Std	3
5	41430	(002101-) Nut, Hex, Lock, M10 X 1.5, NI	2
6	NF177	(002101-) Plate Mounting, Brush Cover, Lh	1
7	16931	(002101-) Screw, Hex, M8 X 1.25 X 20, 8.8	2
8	32490	(002101-) Washer, Flat, 0.25, Std	2
9	08709	(002101-) Nut, Hex, Lock, M8 X 1.25, NI	2
10	NF178	(002101-) Plate Motor Mounting	1
11	39283	(002101-) Screw, Hex, M10 X 1.50 X 25, 8.8	4
12	763042	(002101-) Washer, Flat, Belleville, M10	4
▽	13	HM059	(002101-) Motor, Drive	1
▲	14	HM037	(002101-) Key-For Shaft	1
▲		22662	(002101-) Seal Kit, Motor [C]	1
15	06968	(002101-) Screw, Hex, M12 X 1.75 X 35, 8.8	2
16	08711	(002101-) Nut, Hex, Lock, M12 X 1.75, NI	2
17	NF210	(002101-) Plate, Mounting, Water Hose - Formed	1
18	16931	(002101-) Screw, Hex, M8 X 1.25 X 20, 8.8	2
19	01685	(002101-) Washer, Flat, 0.38b 0.88d .08, Ss	2
20	08709	(002101-) Nut, Hex, Lock, M8 X 1.25, NI	2
21	WP165	(002101-) Brush Spray Nozzle A	1
22	222268	(002101-) Washer, Flat, 0.38b 1.25d .12, Neo	1
23	NF184	(002101-) Plate, Brush Drive - Weldment	1
24	39277	(002101-) Screw, Hex, M8 X 1.25 X 25, 8.8	1
25	32491	(002101-) Washer, Flat, 0.31, Std	1
26	CP193_C	(002101-) Cover, Brush [Cat Grey]	1
27	GG146	(002101-) Knurled Fastener	2

Fig. 38 - Hopper and Dump Door Group

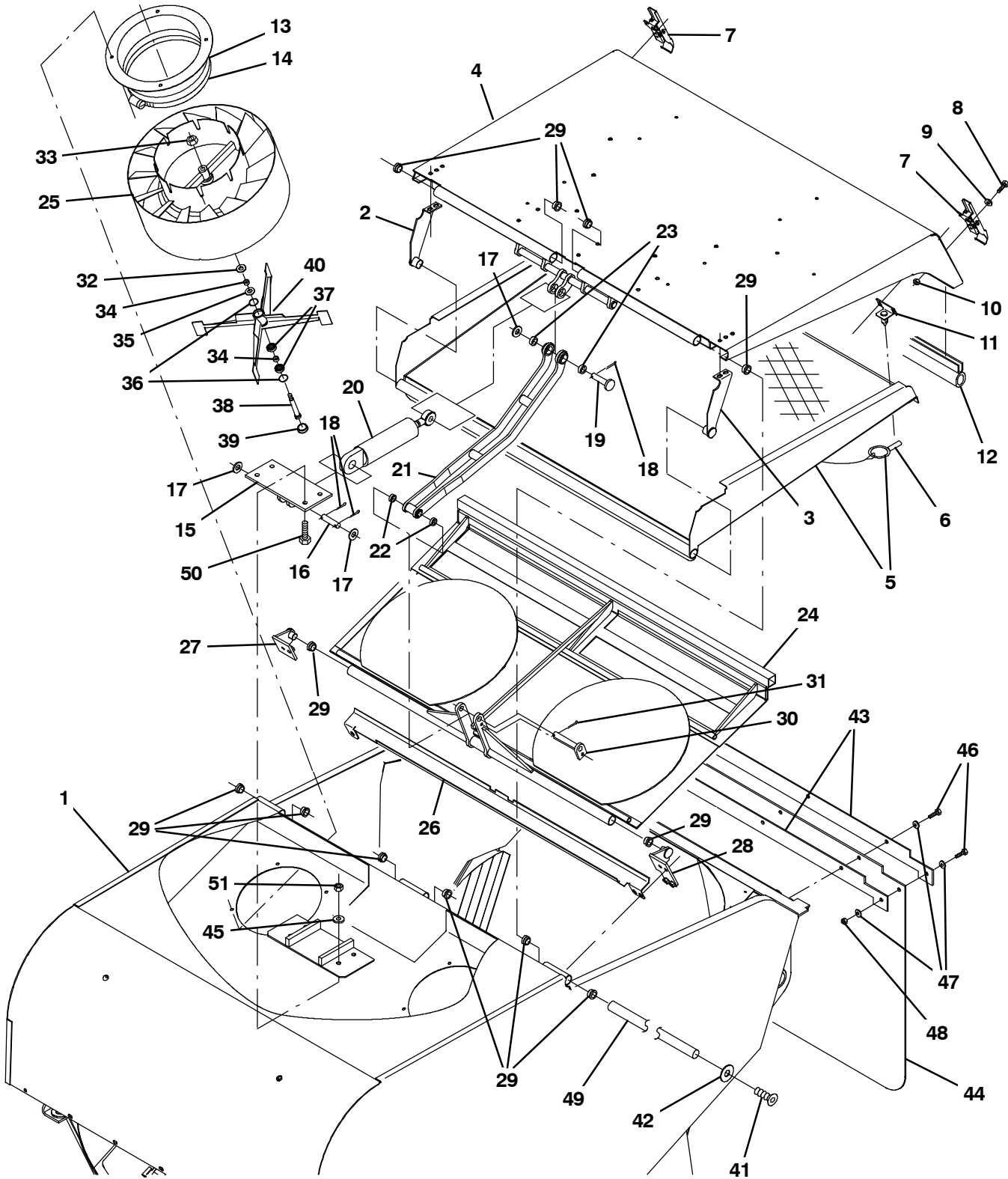


Fig. 38 - Hopper and Dump Door Group

Ref.	Part No.	Serial Number	Description	Qty.	
1	VK108	(002101-) Hopper Body, Weldment, 636 Machine W/Label	1	
2	VH122	(002101-) Hinge Plate Rh Wldt- Door Rpcr	1	
3	VH125	(002101-) Hinge Plate Lh Wldt - Door Rpcr	1	
4	VH409	(002101-) Hopper Door Wldt	1	
▽	5	VH540	(002101-) Mesh Door,Rear, Wldt	1
▲	6	VH181	(002101-) Lynch Pin Assembly	2
	7	GG156	(002101-) Latch - Adjustable	2
	8	GT386	(002101-) M5 X 16 Cap Screw	6
	9	01683	(002101-) Washer, Flat, 10, Ss	6
	10	06549	(002101-) Nut, Hex, Lock, M5 X 0.80, NI	6
	11	VH216	(002101-) Plate, Mounting - Wldt Hopper	2
	12	GM391	(002101-) Seal,Hopper Door	1
	13	VH536	(002101-) Sleeve, Cyclone To Hopper Body - Wldt	2
	14	GG277	(002101-) Clamp, Heavy Duty	2
	15	VH610	(002101-) Clevis Weldment, Hyd Cylinder	1
	16	VH142	(002101-) Pin - Hyd Cyl - Machined	1
	17	GW077	(002101-) Washer, Form A - M20 -St/St A2	3
	18	08185	(002101-) Pin, Cotter, .125 X 1.50	3
	19	VH253	(002101-) Pin Weldment- Hyd Cyl Hopper	1
	20	HC216	(002101-) Hydraulic Cylinder - H	1
	21	VH516	(002101-) Pivot Arm Weldment -636 Hopper	1
	22	GB031	(002101-) Bushing, Flanged Du 12id 17l	2
	23	GB099	(002101-) Bushing, Flanged, Du -20 Id X 23 Od X 1	2
	24	VH410	(002101-) Mesh, Door, Internal Wldt	1
	25	VH259	(002101-) Clean Cyclone Body -Weldment	2
	26	VH639	(002101-) Closing Plate, Cyclones	1
	27	VH296	(002101-) Hinge Bracket - Weldment	1
	28	VH453	(002101-) Mounting Bracket Hinge Weldment	1
	29	GB093	(002101-) Bushing, Igus, Flanged, J Type	12
	30	VH251	(002101-) Pin Weldment - Hyd Cyl Hopper	1
	31	GG177	(002101-) Pin, 1/8 X 1.1/4 St/St Split A2	1
▽		VH274	(002101-) Clean Cyclone Assy	2
▲▽		VH373	(002101-) Bearing Kit -Spinner -525 Cyclone	1
▲▲	32	GW079	(002101-) Washer	1
▲▲	33	GN069	(002101-) Nut,Nyloc -M8 St.St A2	1
▲▲	34	VH272	(002101-) Spacer, Spinner Clean Cyclone	2
▲▲	35	GM401	(002101-) Felt Washer, 22mm O/D X 10.5mm I/D	1
▲▲	36	GG276	(002101-) Circlip	2
▲▲	37	GB100	(002101-) Deep Grv Ball Brg, 10 I/D X 22 O/D X 6 T	2
▲▲	38	VH271	(002101-) Shaft, Spinner Clean Cyclone	1
▲▲	39	GM399	(002101-) Plug, Blanking	1
▲	40	VH273	(002101-) Spinner Weldment	1
	41	17284	(002101-) Screw, Btn, M8 X 1.25 X 16, Ss	2
	42	01685	(002101-) Washer, Flat, 0.38b 0.88d .08, Ss	2
	43	VH163	(002101-) Sandwich Plate	2
	44	VH164	(002101-) Rubber Skirting ,3mm	1
	45	32492	(002101-) Washer, Flat, 0.38, Std	4
	46	08716	(002101-) Screw, Hex, M6 X 1.00 X 20, Ss	7
	47	01684	(002101-) Washer, Flat, 0.27B 0.69D .05, Ss	9
	48	08712	(002101-) Nut, Hex, Lock, M6 X 1.00, NI, Ss	2
	49	VH204	(002101-) Pin, Hopper Door	1
	50	09028	(002101-) Screw, Hex, M10 X 1.50 X 25, Ss	4
	51	41430	(002101-) Nut, Hex, Lock, M10 X 1.5, NI	4

Fig. 39 - Hopper Lift Group

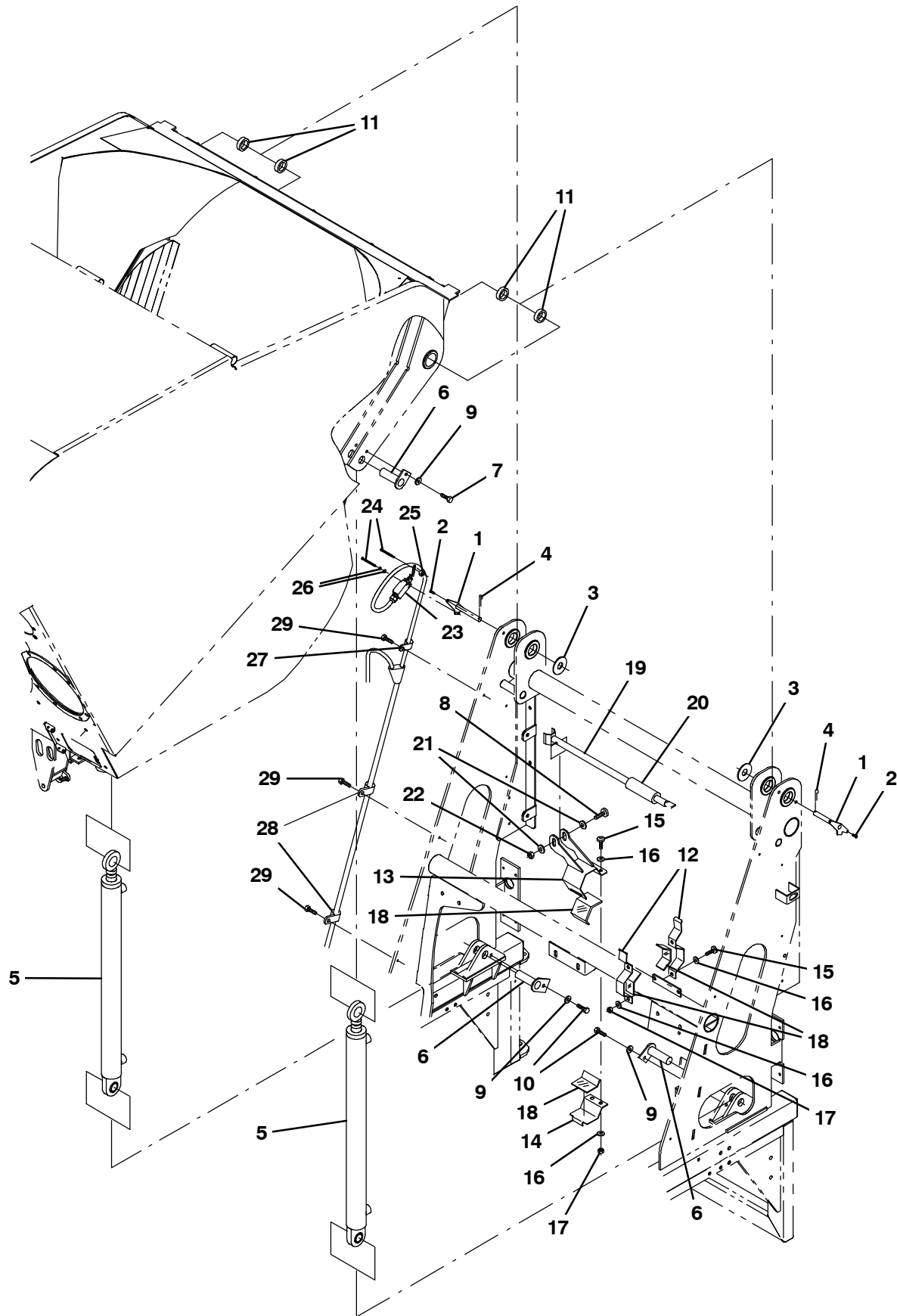


Fig. 39 - Hopper Lift Group

Ref.	Part No.	Serial Number	Description	Qty.
1	VH145	(002101-) Pin Weldment - Hopper/Chassis	2
2	GT404	(002101-) Screw-Csk Hd Sckt M8 X 16 Zinc Ptd.	4
3	GW078	(002101-) M30 St/St Washer Form A A2	2
4	GG266	(002101-) M4 X 32 St/St Split/Pin A2	2
5	HC212	(002101-) Hydraulic Cylinder Assembly - H	2
6	VH143	(002101-) Pin Weldment - Hyd Cyl, External	4
7	16735	(002101-) Screw, Hex, M8 X 1.25 X 16, 8.8	2
8	GT347	(002101-) St St Button Hd Screw, M8 X 45 Long	1
9	32490	(002101-) Washer, Flat, 0.25, Std	4
10	15675	(002101-) Screw, Hex, M8 X 1.25 X 16, Ss	2
11	GB092	(002101-) Bushing, Igus, Flanged, G Type	4
12	CB902	(002101-) Clamp, Hopper Stay Parking	2
13	CB898	(002101-) Mounting Brkt Wldt, Hopper Stay	1
14	CB964	(002101-) Bracket, Mtg, Short, Hopper Stay	1
15	GT327	(002101-) Screw,Button Hd Hex Skt-M6 X 16	4
16	01684	(002101-) Washer, Flat, 0.27b 0.69d .05, Ss	8
17	08712	(002101-) Nut, Hex, Lock, M6 X 1.00, NI, Ss	4
18		(002101-)	4
19	CB894	(002101-) Hopper Stay Wldt	1
20	GM561	(002101-) Grip, Foam	1
21	32490	(002101-) Washer, Flat, 0.25, Std	2
22	08713	(002101-) Nut, Hex, Lock, M8 X 1.25, NI, Ss	1
23	ES258	(002101-) Switch -Safety Limit	1
24	GT305	(002101-) Screw,Button Head Skt-M5 X 35 ZC Plated	3
25	GN006	(002101-) Nut, Nyloc - M5 Zinc Plated Zinc Plated	2
26	GW008	(002101-) Wacher, Form A - M5 - Zn Ptd Per 100 Per	4
27	76736	(002101-) Clamp, Cable, Stl, 0.38D X 0.62W, 1Hole	1
28	26395-1	(002101-) Clamp, Cable, Stl, 0.56D X 0.38W, 1Hole	2
29	GT203	(002101-) Screw, Self Tap, Flg Hex Hd - M6 x 12	3

Fig. 40 - Hopper Vacuum Fan Group

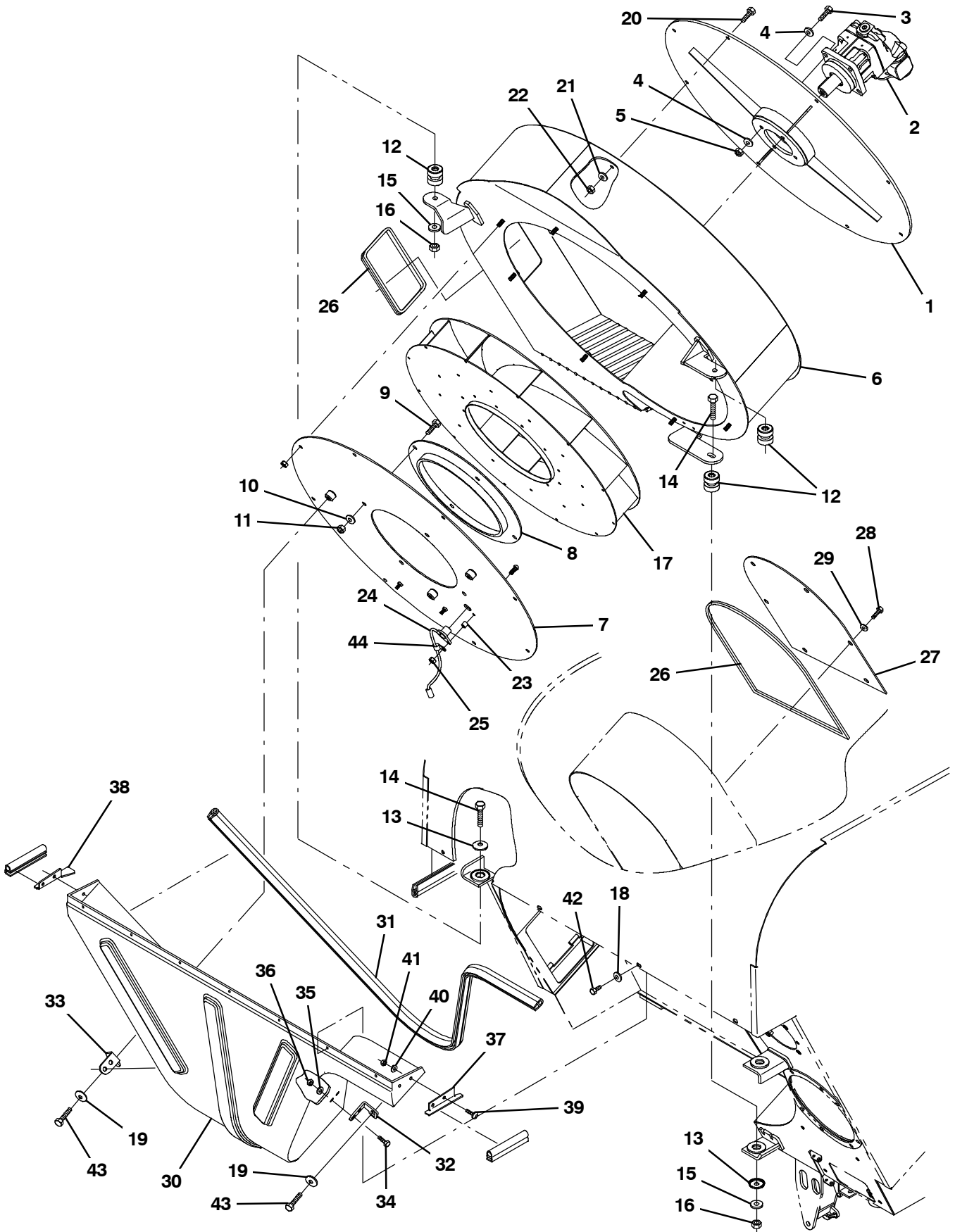


Fig. 40 - Hopper Vacuum Fan Group

Ref.	Part No.	Serial Number	Description	Qty.
	1	CC362	(002101-) Fan Casing Back Mtg Plate -636	1
▽	2	HM062	(002101-) Motor, Hyd, 12cc	1
▲		9008344	(002101-) Seal Kit, Motor, Hyd	1
	3	76570	(002101-) Screw, Hex, M8 X 1.25 X 30, 8.8	4
	4	32490	(002101-) Washer, Flat, 0.25, Std	8
	5	08709	(002101-) Nut, Hex, Lock, M8 X 1.25, NI	4
	6	CC356	(002101-) Scroll Assembly - Fan Casing	1
	7	CC370	(002101-) Fan Casing Front Mounting Plate -636	1
	8	CC381	(002101-) Inlet Cone Fan Casing -636	1
	9	39283	(002101-) Screw, Hex, M10 X 1.50 X 25, 8.8	4
	10	32492	(002101-) Washer, Flat, 0.38, Std	4
	11	41430	(002101-) Nut, Hex, Lock, M10 X 1.5, NI	4
	12	GG231	(002101-) Mount, Eng [2 Piece]	3
	13	GW027	(002101-) Collar Dish Washer	3
	14	GT298	(002101-) M10 X 55 Bolt 8.8 Zy Din 931	3
	15	GW079	(002101-) Washer	3
	16	41430	(002101-) Nut, Hex, Lock, M10 X 1.5, NI	3
	17	VF103	(002101-) Fan Impeller Assembly	1
	18	GW087	(002101-) M6 St St Washer	7
	19	01685	(002101-) Washer, Flat, 0.38b 0.88d .08, Ss	4
	20	09740	(002101-) Screw, Hex, M8 X 1.25 X 20, Ss	8
	21	GW055	(002101-) Washer - M8 Form C St/St 314 Stainless 3	8
	22	08713	(002101-) Nut, Hex, Lock, M8 X 1.25, NI, Ss	8
	23	GB110	(002101-) Bush,Sleeve,Window Pivot Fixing (As Required)	1
	23	GW087	(002101-) M6 St St Washer	1
	24	ES279	(002101-) Speed Sensor (From Assy. M/L)	1
	25	08712	(002101-) Nut, Hex, Lock, M6 X 1.00, NI, Ss	1
	26	KM206	(002101-) Foam Seal, 10mm X 5mm (From Assy. M/L)	1
	27	VH505	(002101-) Access Plate,Fan Motor Hop Assy	1
	28	15675	(002101-) Screw, Hex, M8 X 1.25 X 16, Ss	6
	29	GW060	(002101-) Washer - Forma - M8 -St St	6
	30	VH752	(002101-) Front Cover - Rotomould	1
	31	KM329	(002101-) Trim, Edge, 8mm	1
	32	VH778	(002101-) Bracket Lh - Front Cover Hopper	1
	33	VH786	(002101-) Bracket Rh - Front Cover Hopper	1
	34	09740	(002101-) Screw, Hex, M8 X 1.25 X 20, Ss	4
	35	01685	(002101-) Washer, Flat, 0.38b 0.88d .08, Ss	4
	36	08713	(002101-) Nut, Hex, Lock, M8 X 1.25, NI, Ss	4
	37	VH774	(002101-) Lh Seal Plate - Formed	1
	38	VH776	(002101-) Rh Seal Plate - Formed	1
	39	GT328	(002101-) M6 X 20 St/St Skt Btn A4	4
	40	GW087	(002101-) Washer - M6 Form C -St.St,A2	4
	41	08712	(002101-) Nut, Hex, Lock, M6 X 1.00, NI, Ss	4
	42	15678	(002101-) Screw, Hex, M6 X 1.00 X 16, Ss	7
	43	76570	(002101-) Screw, Hex, M8 X 1.25 X 30, 8.8	2
	44	46236	(002101-) Clamp, Cable, Stl, 0.25D X 0.56W, 1Hole	1

Fig. 41 - Hopper Vacuum Nozzle Group

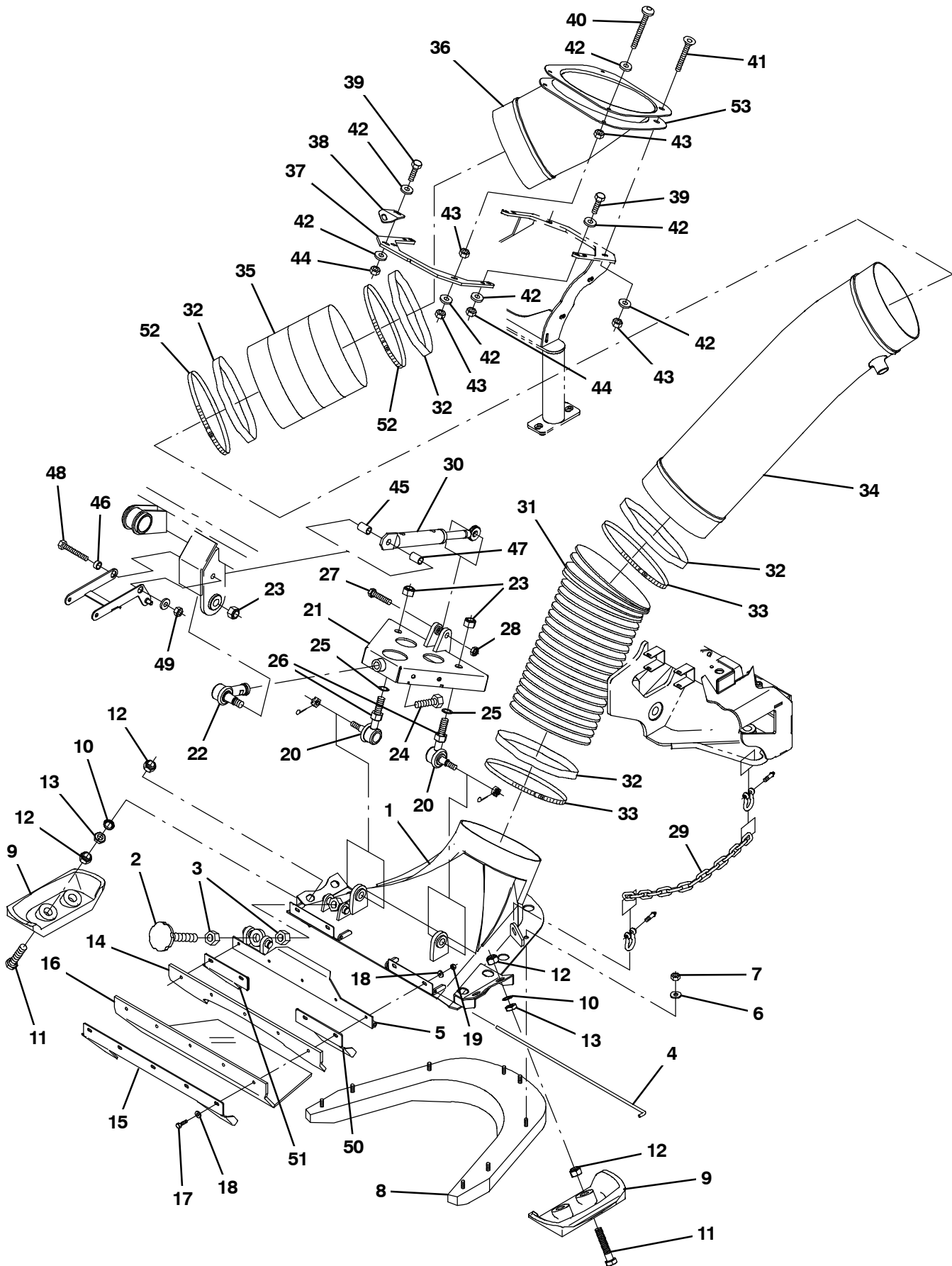


Fig. 41 - Hopper Vacuum Nozzle Group

	Ref.	Part No.	Serial Number	Description	Qty.
	▽	1	NA118	(002101-) Nozzle Assembly,Adjustable	1
	▲	2	NF045	(002101-) Adjuster Assy - Side Brush	1
	▲	3	GN025	(002101-) Nut 3/4" Unc Unplated	1
	▲	4	NA134	(002101-) Bar,Hinge -Adjustable Nozzle	1
	▲	5	NA120	(002101-) Flap Weldment,Adjustable Nozzle	1
		6	32490	(002101-) Washer, Flat, 0.25, Std	8
		7	08709	(002101-) Nut, Hex, Lock, M8 X 1.25, NI	8
		8	NA138	(002101-) Horseshoe	1
NN112	▽	NN113	(002101-)	Nozzle Kit, Side Skid Shoe	2
NN113	▲	NN112	(002101-)	Nozzle - Side Skid Shoe Sg Ci, Bsen1563	1
	▲	10	GW084	(002101-) Washer-Schnorr Serra	2
	▲	11	GT390	(002101-) Screw, Hex Id Set, M16 X 80	2
	▲	12	33342	(002101-) Nut, Hex, Lock, M16 X 2.00, NI	4
	▲	13	GN075	(002101-) Nut, Hex Locking (Thin) - M16 X 2.0p	2
		14	NA087	(002101-) Backing Strip,Rubber	1
		15	NA135	(002101-) Plate,Brush Guard/Clamp -Formed	1
		16	NA117	(002101-) Rubber Flap- 8mm -63	1
		17	GT240	(002101-) Bolt-Aneorobic M6x35 Ptd.	5
		18	32483	(002101-) Washer, Flat, 0.25, Sae	10
	▽	NA147	(002101-)	Nozzle - A-Frame Assembly	1
	▲	19	08711	(002101-) Nut, Hex, Lock, M12 X 1.75, NI	5
	▲	20	GG263	(002101-) Ball Joint,Track Rod	2
	▲	21	NA146	(002101-) Nozzle - A-Frame Weldment	1
	▲	22	GG229	(002101-) Ball Joint, Track Ro	1
	▲	23	GN061	(002101-) Nut, Nyloc M16 X 1.5	3
	▲	24	GT314	(002101-) M16 X 1.5 X 70 Bolt 8.8 Zc	1
	▲	25	GW084	(002101-) Washer-Schnorr Serra	2
	▲	26	GN061	(002101-) Nut, Nyloc M16 X 1.5	2
		27	379870	(002101-) Screw, Hex, M12 X 1.75 X 55, Ss	1
		28	09741	(002101-) Nut, Hex, Lock, M12 X 1.75, NI, Ss	1
		29	NA082	(002101-) Chain, Nozzle Restraining	2
		30	HC215	(002101-) Hydraulic Cylinder -	1
		31	VT188	(002101-) Hose-Front Nozzle 52	1
		32	GM013	(002101-) Rubber Band - 8" X 2	4
		33	367713	(002101-) Clamp, Bridge, 8.0	4
		34	VH767	(002101-) Inlet Tube Lower - Rotomould	1
		35	VT202	(002101-) Cuff, 8" Id X 120 Mm	1
		36	VH766	(002101-) Inlet Tube Upper - Rotomould	1
		37	CD183	(002101-) Plate Mtg Support Frame	1
		38	CD294	(002101-) Bracket,Steady,Air Intake	1
		39	09010	(002101-) Screw, Hex, M8 X 1.25 X 25, Ss	6
		40	GT262	(002101-) M8 X 55 Skt Btn 10.9 Zc	2
		41	GT411	(002101-) Countersunk Skt Head - M8 X 50Mm	2
		42	GW021	(002101-) Washer - M8 X 25 Od - St St	15
		43	08709	(002101-) Nut, Hex, Lock, M8 X 1.25, NI	8
		44	08713	(002101-) Nut, Hex, Lock, M8 X 1.25, NI, Ss	10
		45	CD418	(002101-) Tube, Spacer, Cloudmaker, 40mm	1
		46	CD419	(002101-) Spacer Tube Cloudmaker 5mm L	1
		47	NA068	(002101-) Tube, Cylinder Spacer, Short - Machining	1
		48	GT315	(002101-) M12 X 110 St/St Bolt A4-70	1
		49	GN047	(002101-) Nut, Philidas Mk V - M12	1
		50	NA197	(002101-) Plate, Protection -Rh - Formed	1
		51	NA196	(002101-) Plate, Protection -Lh - Formed	1
		52	02363	(002101-) Clamp, Hose, Wormdrive, 7.56-8.50D, .56W	1
		53	VK107	(002101-) Plate - Air Intake 636 Hopper	1

Fig. 42 - Hopper Inlet and Drain Group

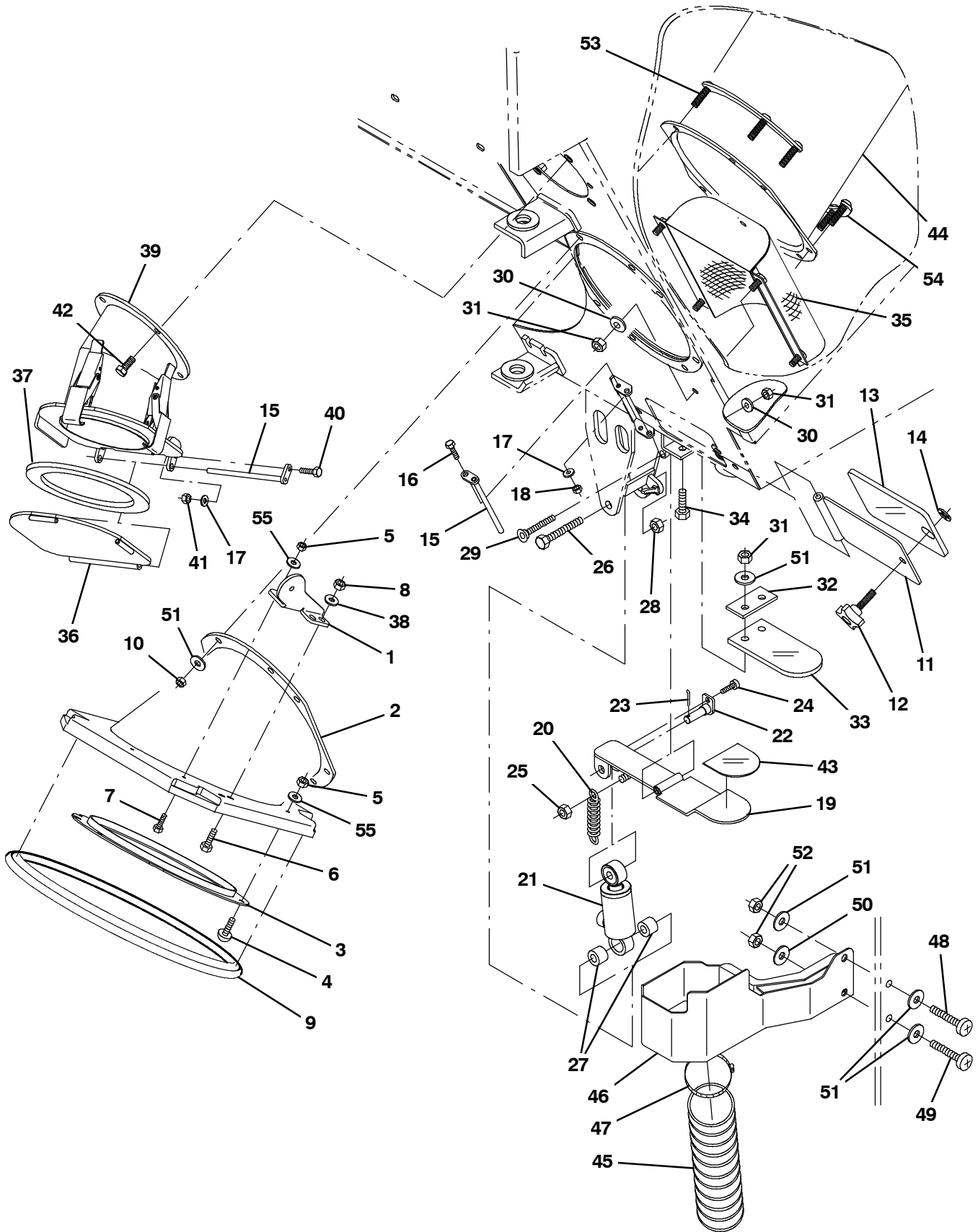


Fig. 42 - Hopper Inlet and Drain Group

Ref.	Part No.	Serial Number	Description	Qty.
1	CD405	(002101-) Bracket - Door Stop	1
2	VH753	(002101-) Inlet Duct	1
3	VH738	(002101-) Seal,Ring Weldment For Inlet Duct	1
4	GT327	(002101-) Screw,Button Hd Hex Skt-M6 X 16	3
5	GN046	(002101-) M6 Nut Nylon/Ins T G.8 Zc	4
6	16931	(002101-) Screw, Hex, M8 X 1.25 X 20, 8.8	2
7	GT327	(002101-) Screw,Button Hd Hex Skt-M6 X 16	1
8	08709	(002101-) Nut, Hex, Lock, M8 X 1.25, NI	2
9	VH541	(002101-) Gasket	1
10	08713	(002101-) Nut, Hex, Lock, M8 X 1.25, NI, Ss	7
11	CD165	(002101-) Door Weldment, Drain Access	1
12	GG300	(002101-) M8 X 20, 40mm Hand Wheel (From Assy. M/L	1
13	CD168	(002101-) Seal - Drain Access Door	1
14	GG148	(002101-) Retainer - Knurled Fasterner	1
15	VH567	(002101-) Woosh Inlet Pin Weldment -636	2
16	24199	(002101-) Screw, Hex, M5 X 0.80 X 16, Ss	1
17	01683	(002101-) Washer, Flat, 10, Ss	2
18	06549	(002101-) Nut, Hex, Lock, M5 X 0.80, NI	1
19	CD146	(002101-) Drain Flap -636	1
20	GG285	(002101-) Extension Spring	1
21	HC220	(002101-) Hydraulic Cylinder Assembly - Front	1
22	CD156	(002101-) Clevis Pin Drain Flap - 636	1
23	08175	(002101-) Pin, Cotter, .125 X 1.25	1
24	11635	(002101-) Screw, Hex, M6 X 1.00 X 12, NI, Ss	1
25	08713	(002101-) Nut, Hex, Lock, M8 X 1.25, NI, Ss	1
26	GT325	(002101-) M10 X 70 St/St Bolt A4-70	1
27	PP154	(002101-) Boss, Alternator Mounting	2
28	08714	(002101-) Nut, Hex, Lock, M10 X 1.5, NI, Ss	1
29	GT351	(002101-) M8 X 65 St/St Skt Btn A4	1
30	01685	(002101-) Washer, Flat, 0.38b 0.88d .08, Ss	5
31	08713	(002101-) Nut, Hex, Lock, M8 X 1.25, NI, Ss	7
32	CD155	(002101-) Plate,Sandwich Drain Flap	1
33	CD154	(002101-) Seal Flap - Drain	1
34	GT303	(002101-) Screw, Hex Hd Set - M8 X 25	2
35	VH520	(002101-) Mesh Filter Drain Assy - 636	1
36	VH563	(002101-) Woosh Inlet Blanking Plate Wldt	1
37	VH570	(002101-) Foam Seal - Woosh Inlet	1
38	32490	(002101-) Washer, Flat, 0.25, Std	2
39	VH551	(002101-) Woosh Inlet Outer, Weldment -636	1
40	24199	(002101-) Screw, Hex, M5 X 0.80 X 16, Ss	1
41	06549	(002101-) Nut, Hex, Lock, M5 X 0.80, NI	1
42	16735	(002101-) Screw, Hex, M8 X 1.25 X 16, 8.8	4
43	PC229	(002101-) Flap,Engine Shield ,Neoprene-As Dwg.	1
44	VH765	(002101-) Inlet Tube Inner - Rotomould	1
45	AE074	(002101-) Hose Suction- 51mm X 300mm Long	1
46	CD424	(002101-) Sump,Hopper Drain -636	1
47	GG076	(002101-) Jubilee Clip 40 To 55	1
48	GT331	(002101-) Screw, Button Head Hex Skt - M8 X 20 - S	1
49	GT332	(002101-) Screw, Btn Head Hex Skt - M8 X 25 - St/S	1
50	GW021	(002101-) Washer - M8 X 25 Od - St St	1
51	01685	(002101-) Washer, Flat, 0.38b 0.88d .08, Ss	12
52	GN043	(002101-) Nut, Nyloc Shallow - M8 - St. St. A2-314	2
53	VH789	(002101-) Backing Plate Top Weldment	1
54	VH790	(002101-) Backing Plate Bottom Weldment	1
55	GW087	(002101-) Washer - M6 Form C -St.St,A2	4

Fig. 43 - Wander Hose Group

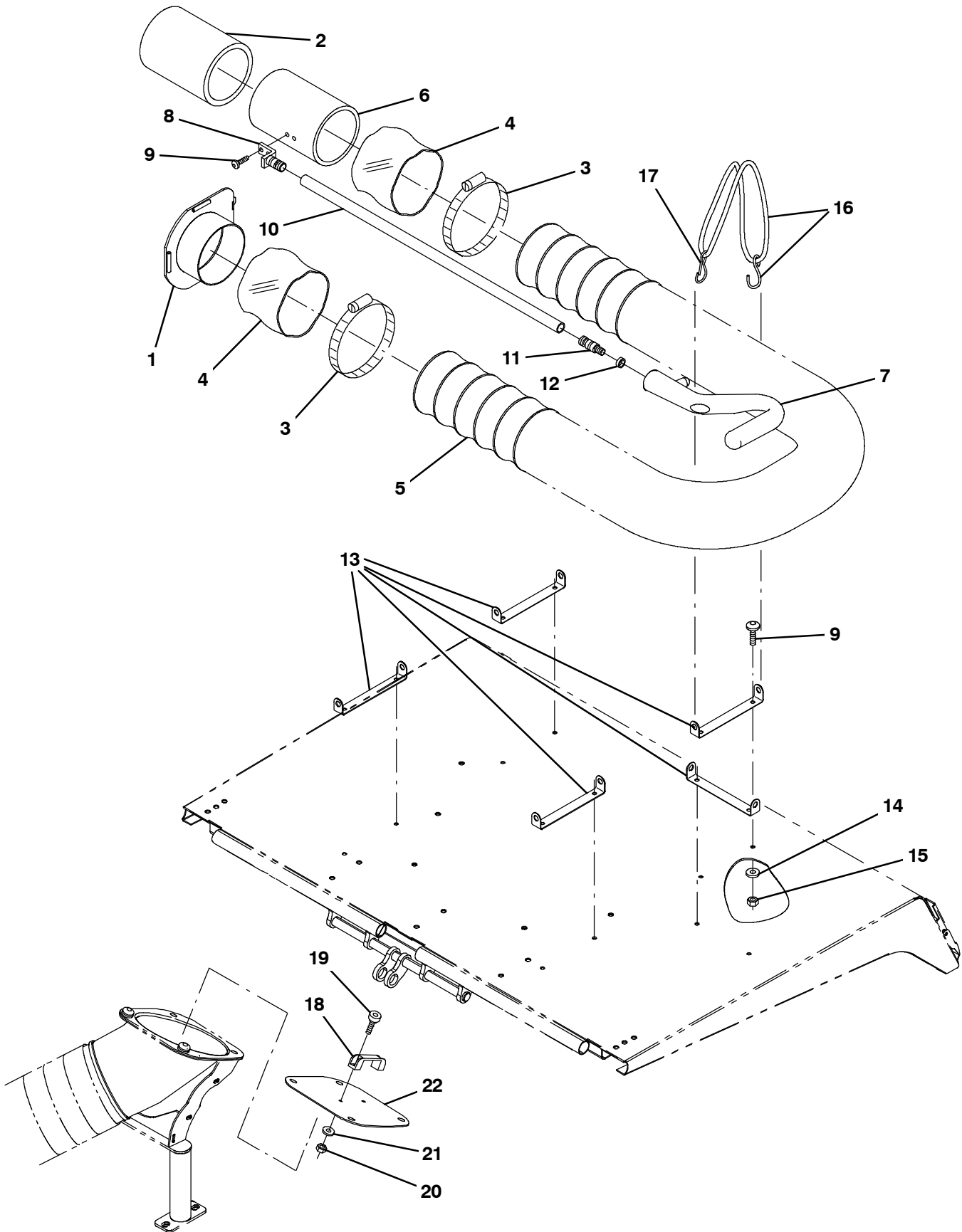


Fig. 43 - Wander Hose Group

Ref.	Part No.	Serial Number	Description	Qty.
1	VH572	(002101-) Tube Wldt, Spigot, Woosh Inlet	1
2	AW006	(002101-) Cuff - Tapered	1
3	367718	(002101-) Clamp, Bridge, 5.0	2
4	AW040	(002101-) Rubber Band 4' Wide[2
5	AW053	(002101-) Hose - Whoosh	1
▽	AW136	(002101-) Whoosh Handle Assembly	1
▲	6 AW048	(002101-) Whoosh Nozzle - Plstc	1
▲	7 AW125	(002101-) Whoosh Handle	1
▲	8 AW046	(002101-) Bracket, Whoosh Handle - Painted	1
▲	9 GT327	(002101-) Screw,Button Hd Hex Skt-M6 x 16	12
▲	10 AW130	(002101-) Tube, Handle, Whoosh	1
▲	11 AW124	(002101-) Swivel, Top End	1
▲	12 CD419	(002101-) Spacer Tube Cloudmaker 5mm L	1
13	AW175	(002101-) Whoosh Hose Bracket	5
14	GW087	(002101-) Washer - M6 Form C -St.St,A2	10
15	GN078	(002101-) Washer, Mudguard - 6.35 I/D X 25.4 O/D	10
16	AW140	(002101-) Fastener-Rubber (Short)	5
17	GM154	(002101-) Snap Clip - 46 Mm (S/Plow)	5
▽	VK127	(002101-) Blanking Plate , Hopper Inlet [636]	1
▲	18 GG329	(002101-) Handle, Hopper, Blanking Plate	1
▲	19 GT327	(002101-) Screw, Button Hd Hex Skt-M6x16	2
▲	20 08708	(002101-) Nut, Hex, Lock, M6 X 1.00, NI	2
▲	21 32483	(002101-) Washer, Flat, 0.25, Sae	2
▲	22 VK105	(002101-) Blanking Plate	1

Fig. 44 - Hopper Vacuum Fan Access Door Group

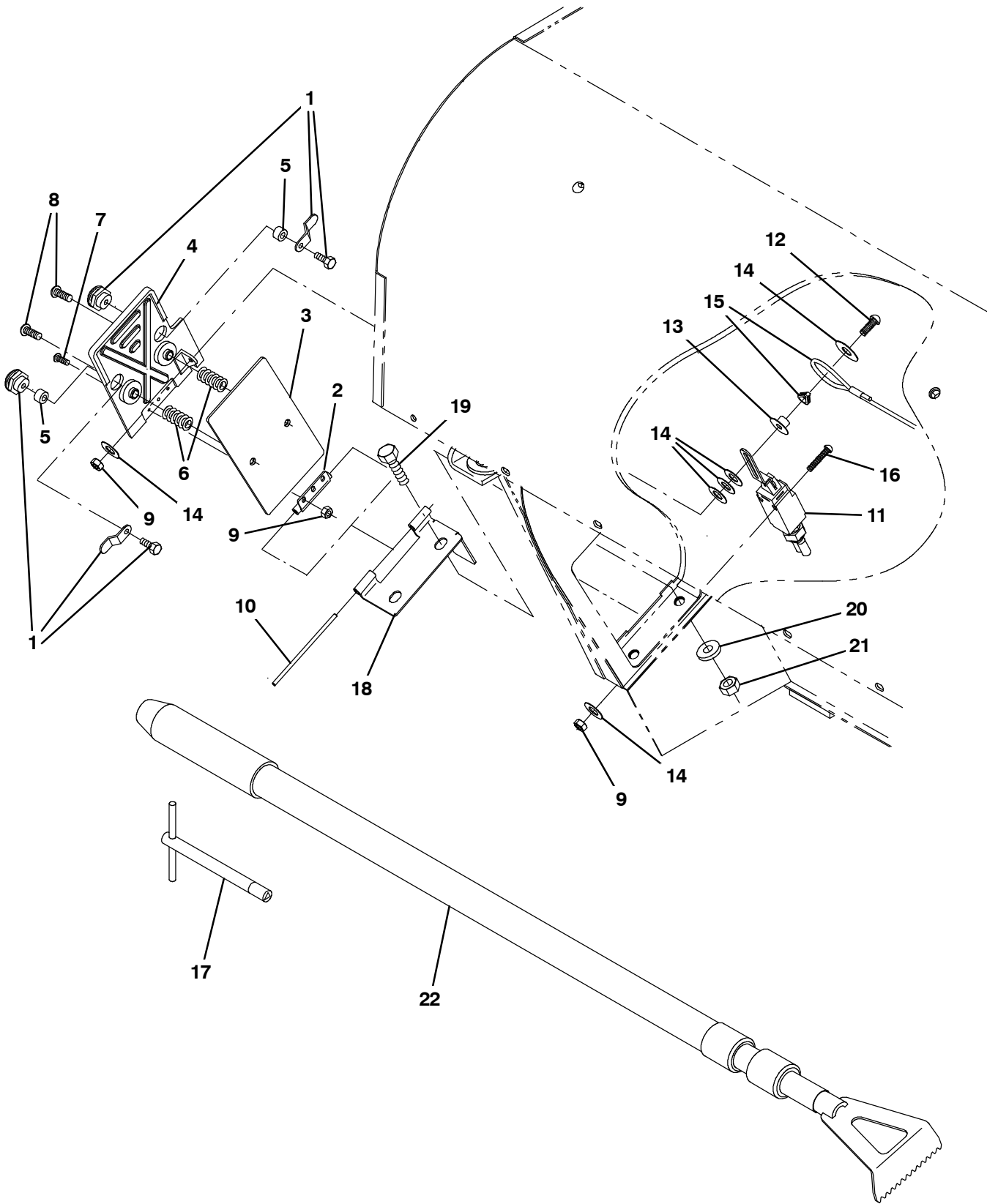


Fig. 44 - Hopper Vacuum Fan Access Door Group

Ref.	Part No.	Serial Number	Description	Qty.
1	GG286	(002101-) Door Lock Assy (From Assy. M/L)	2
2	VH742	(002101-) Hinge Weldment - Inspection Door	1
3	VH606	(002101-) Inner Plate Fan Access Door Wldt	1
4	VH741	(002101-) Outer Plate Vacform	1
5	VH650	(002101-) Spacer,Door Lock Inspection Panel	2
6	GG213	(002101-) Spring - Compression	2
7	GT194	(002101-) M5 X 12 Button Head Screw	3
8	GT333	(002101-) Screw,Button Hd Hex Skt-M8 X 30	2
9	06549	(002101-) Nut, Hex, Lock, M5 X 0.80, NI	6
10	VH609	(002101-) Hinge Pin - Access Door	1
11	ES404	(002101-) Safety Switch Assembly	1
12	GT188	(002101-) M5 X 25 Button Head Socket Scr	1
13	GG078	(002101-) Washer - Top Hat	1
14	01683	(002101-) Washer, Flat, 10, Ss	8
15	VH658	(002101-) Wire, Retaining -Fan Access Door	1
16	GT305	(002101-) M5 X 35 Skt Btn 10.9 Zc	2
17	GG287	(002101-) Fan Inspection Door Key	1
18	VH756	(002101-) Hinge Wldt, Door	1
19	15675	(002101-) Screw, Hex, M8 X 1.25 X 16, Ss	2
20	01685	(002101-) Washer, Flat, 0.38b 0.88d .08, Ss	2
21	08713	(002101-) Nut, Hex, Lock, M8 X 1.25, NI, Ss	2
22	CD296	(002101-) Hopper Scraper Assembly -636	1

Fig. 45 - Water Tank Rear Door and Bumper Group

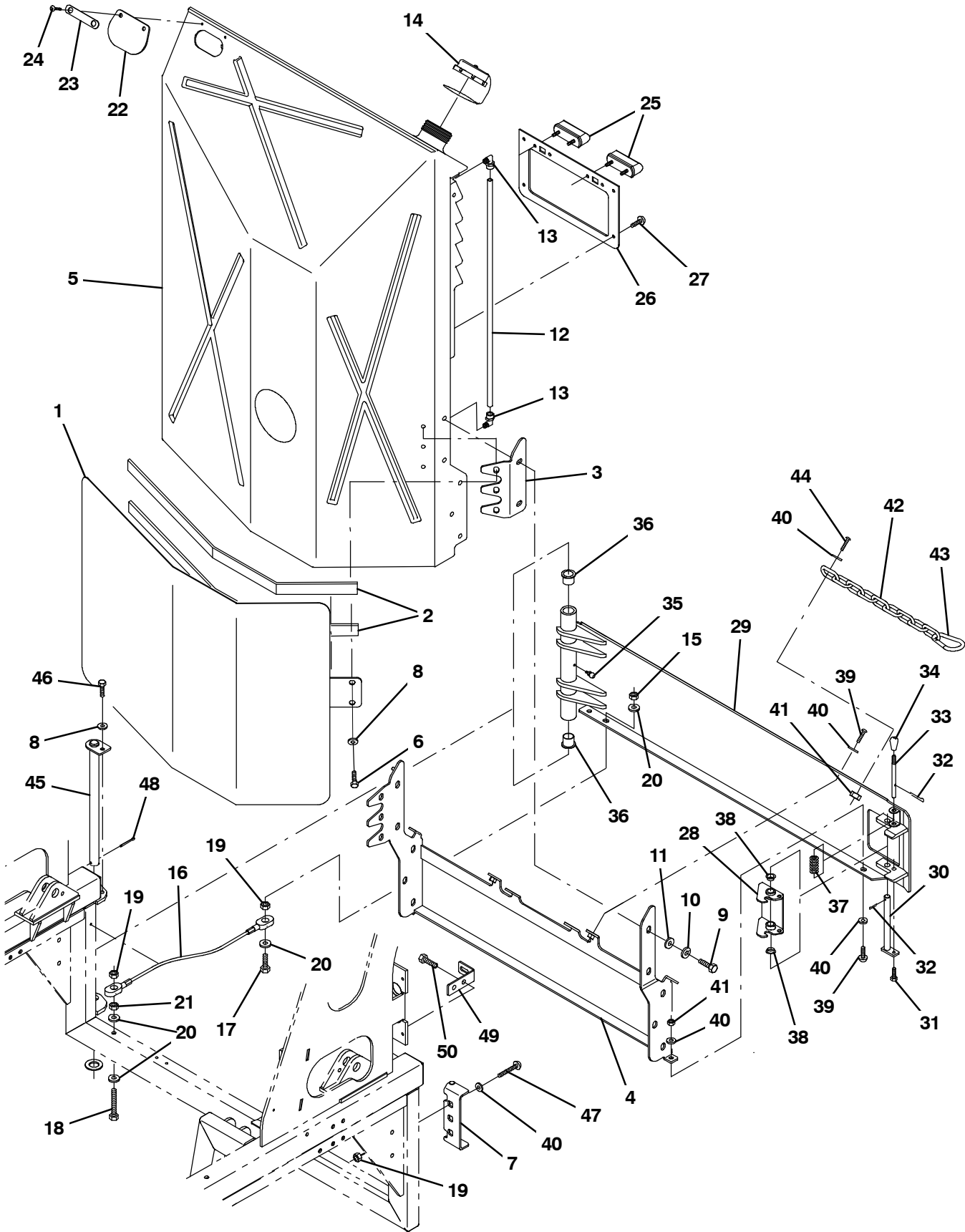


Fig. 45 - Water Tank Rear Door and Bumper Group

Ref.	Part No.	Serial Number	Description	Qty.	
1	WA325	(002101-) Heat Shield With Lug -Formed	1	
2		(002101-)	1	
3	WA330	(002101-) Plate Connector, Formed,Water Tank	1	
4	WA317	(002101-) Support Frame Weldment-W/Tank	1	
5	WA370	(002101-) Tank, Water, Rear W/Label	1	
6	09740	(002101-) Screw, Hex, M8 X 1.25 X 20, Ss	4	
7	CA276	(002101-) Lock Plate Wldt	1	
8	763041	(002101-) Washer, Flat, Belleville, M8	15	
9	06961	(002101-) Screw, Hex, M10 X 1.50 X 20, 8.8	10	
10	41187	(002101-) Washer, Flat, Belleville, .38	10	
11	763072	(002101-) Washer, Flat, M10, Fendr	10	
12	PC004	(002101-) Pipe, Radiator Overflow	1	
13	CP090	(002101-) Elbow, 90deg. - 1/	2	
14		(002101-)	1	
15	GN004	(002101-) Nut, Nyloc - M8	5	
16	CA032	(002101-) Restraining Cable	1	
17	GT042	(002101-) M8 X 30 Hex Cap Screw	1	
18	GT144	(002101-) M8 X 90 Bolt	1	
19	08713	(002101-) Nut, Hex, Lock, M8 X 1.25, NI, Ss	2	
20	GW041	(002101-) M8 Washer	4	
21	GN021	(002101-) Nut - Plain - M8 - Zinc Plated	1	
22	GM436	(002101-) Flap,Water Tank	1	
23	WA228	(002101-) Plate, Fixing - Flap Water Tank	1	
24	GT378	(002101-) Screw,Button Hd Skt -M5 X 10 St.St	2	
25	ES062	(002101-) Light - Number Plate (Bulb not included)	2	
	ES053	(002101-) Bulb - Rear Light R.	2	
26	WA136	(002101-) Plate, Mounting, Number Plate Lights	1	
27	GT305	(002101-) Screw,Button Head Skt-M5 X 35 Zc Plated	4	
▽	CB822	(002101-) Bumper Assembly	1	
▲	28	CB937	(002101-) Handle, Locking-Wldt Main Water Tank	1
▲	29	CB823	(002101-) Bumper Wldt, Water Tank	1
▲	30	CB904	(002101-) Pin - Locking Handle Weldment 525	1
▲	31	GT203	(002101-) M6 X 12 Screw, Self Tapping, F	1
▲	32	08175	(002101-) Pin, Cotter, .125 X 1.25	2
▲	33	CB939	(002101-) Pin, Handle Retaining	1
▲	34	GG240	(002101-) Knob,Black Lever -M	1
▲	35	GG039	(002101-) Grease Nipple Straight - M6	1
▲	36	GB073	(002101-) Bush, Du Flanged - 2	2
▲	37	GG155	(002101-) Spring - Hinged Back Trunking	1
▲	38	GB031	(002101-) Bushing, Flanged Du 12id 17l	2
39	GT331	(002101-) Screw, Button Head Hex Skt - M8 X 20 - S	6	
40	01685	(002101-) Washer, Flat, 0.38b 0.88d .08, Ss	13	
41	08713	(002101-) Nut, Hex, Lock, M8 X 1.25, NI, Ss	5	
42		(002101-)	1	
43	GG190	(002101-) Carbine Hook Stainless	1	
44	GT333	(002101-) Screw,Button Hd Hex Skt-M8 X 30	1	
45	CB836	(002101-) Pin - Hinge Weldment 525	1	
46	16735	(002101-) Screw, Hex, M8 X 1.25 X 16, 8.8	1	
47	GT351	(002101-) M8 X 65 St/St Skt Btn A4	3	
48	08175	(002101-) Pin, Cotter, .125 X 1.25	1	
49	CB978	(002101-) Support Bracket, Safety Chain, Rear Door	1	
50	76099	(002101-) Screw, Hex, M8 X 1.25 X 25, Fmg	2	

Fig. 46 - Water Pump Group

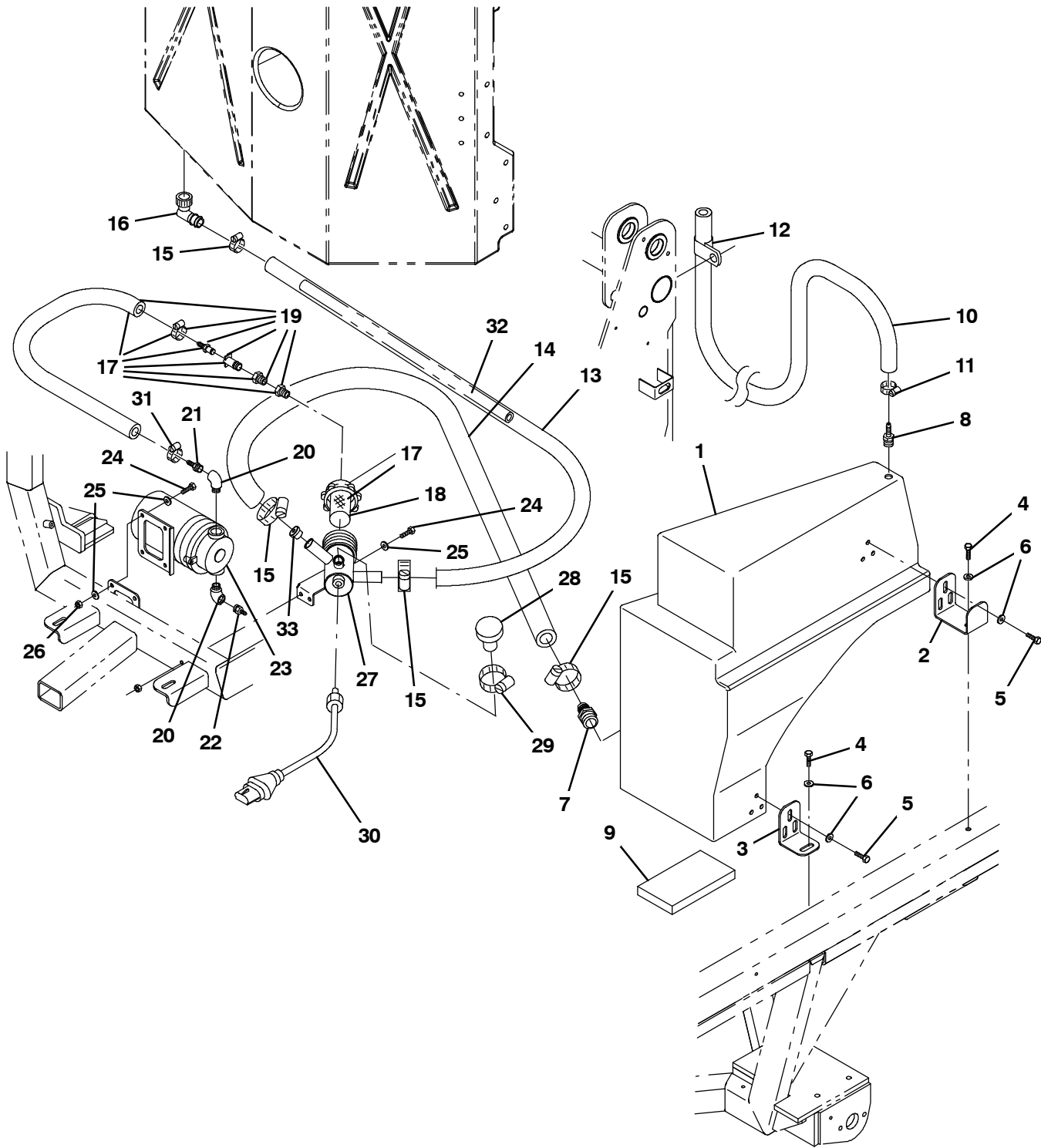


Fig. 46 - Water Pump Group

Ref.	Part No.	Serial Number	Description	Qty.
1	WA305	(002101-) Side Water Tank(Rotomould)	1
2	WA306	(002101-) Bracket(Top) - Tank To Chassis	1
3	WA308	(002101-) Bracket(Bottom) - Tank To Chassis	1
4	364441	(002101-) Screw, Hex, M8 X 1.25 X 110, Ss	3
5	17284	(002101-) Screw, Btn, M8 X 1.25 X 16, Ss	6
6	32490	(002101-) Washer, Flat, 0.25, Std	6
7	WP182	(002101-) Hose Barb, 3/4 M X 3/4	1
8	WP166	(002101-) Hosetail -3/8" Bspt	1
9	GG302	(002101-) Rubber Mounting Pad - 100 X 40 X 12	1
10	WA369	(002101-) Hose, Water, Side Water Tank	1
11	43844	(002101-) Clamp, Hose, Wormdrive, 0.25-0.62d, .31w	3
12	378969	(002101-) Clamp, Cable, Stl, 0.56d X 0.38w, 1hole	1
13	WA127	(002101-) Water Hose, Large Wa	1
14	WA128	(002101-) Water Hose, Small Wa	1
15	11399	(002101-) Clamp, Hose, Wormdrive, 0.81-1.50D, .50W	4
16	WA202	(002101-) 90 Deg. Swivel Connector	1
▽	17	WA130	(002101-) Strainer/Cap Assembly	1
▲	18	WA041	(002101-) Strainer - Drain Cap	1
▲	19	WA120	(002101-) Hose Assembly-Water	1
20	WP112	(002101-) Elbow - 3/8 Bsp Male - 3/8 Bsp Female	2
21	WP164	(002101-) Hosetail - Nylon -3/	1
22	WP163	(002101-) Hosetail - Nylon 3/8	1
23	WP169	(002101-) Water Pump C/W Connector	1
24	58979	(002101-) Screw, Hex, M6 X 1.00 X 55, Fl, Ss	6
25	01684	(002101-) Washer, Flat, 0.27b 0.69d .05, Ss	10
26	08708	(002101-) Nut, Hex, Lock, M6 X 1.00, NI	5
27	WA107	(002101-) Tank,Water Filter-Assembly	1
28	GM400	(002101-) End Cap -Water Manif	1
29	63810	(002101-) Clamp, Hose, Wormdrive, 0.56-1.06d, .56w	1
30	ES289	(002101-) Sensor Solid State L	1
31	54333	(002101-) Clamp, Hose, Wormdrive, 0.31-0.88d, .31w	1
32	CD506	(002101-) Tube, Stiffener, Hose, Rear Water Tank	1
33	WA312	(002101-) Orifice,Small Water Tank	1

Fig. 47 - Water Supply Group

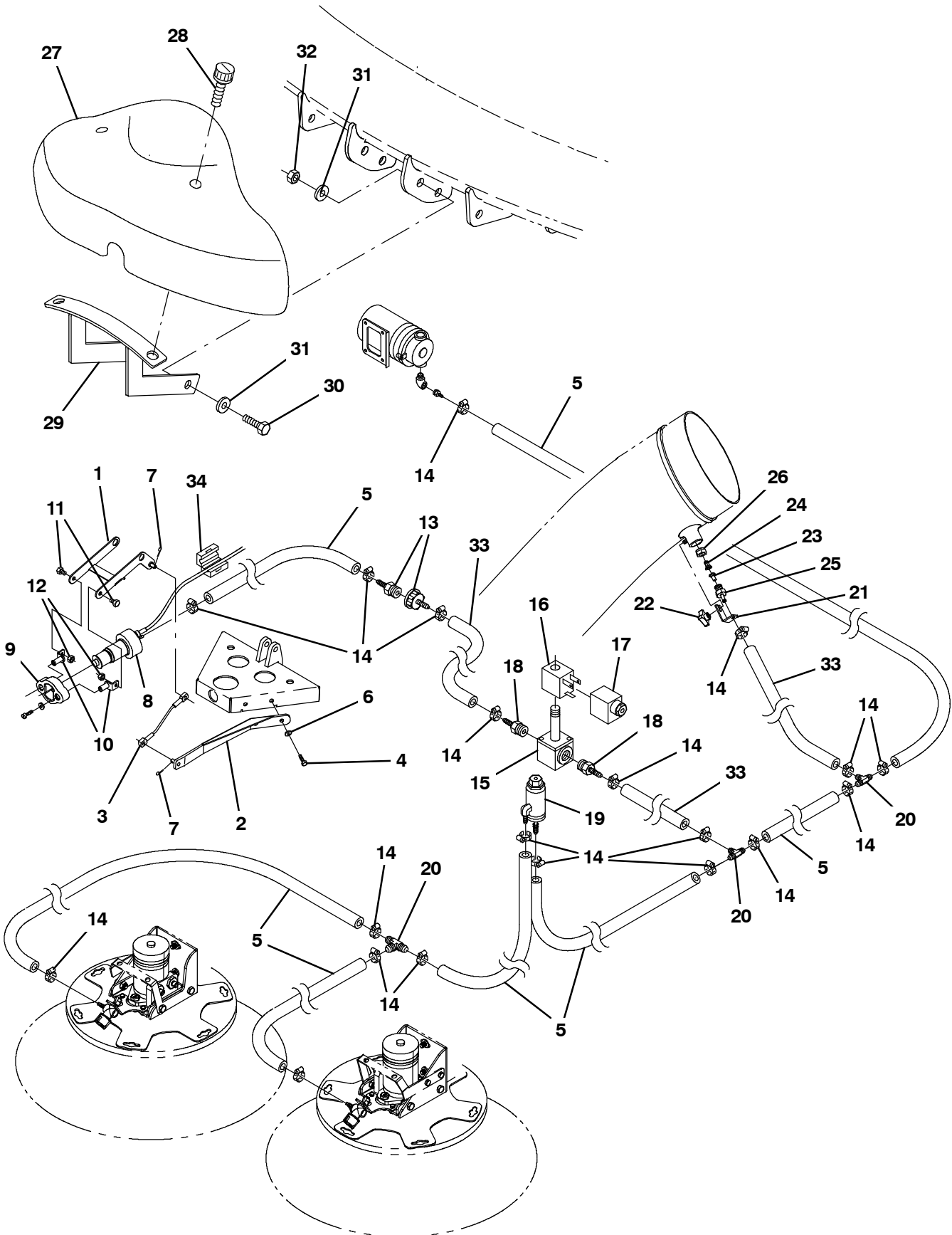


Fig. 47 - Water Supply Group

Ref.	Part No.	Serial Number	Description	Qty.
1	CD408	(002101-) Bracket, Cloudmaker - Fabrication	1
2	CD413	(002101-) Arm, Cloudmaker - Fabrication	1
3	CA032	(002101-) Restraining Cable	1
4	09010	(002101-) Screw, Hex, M8 X 1.25 X 25, Ss	2
5	WA354	(002101-) Hose, Water, Black, 6mm ID, 3.4 meter length	1
6	32490	(002101-) Washer, Flat, 0.25, Std	2
7	39005	(002101-) Pin, Cotter, .094 X 0.75	2
▽	8	WA269	(002101-) Atomiser, C/W Plug	1
▲		WA274	(002101-) Spray Head Nut, Atomiser	1
▲		WA206	(002101-) Spray Head, Atomiser - Bobbin	1
9	WA254	(002101-) Rubber Isolator, Modified	1
10	WA250	(002101-) Mount Wldt, Isolator	2
11	GT224	(002101-) M8x12 Hex Hd. Set Screw St/St	2
12	08709	(002101-) Nut, Hex, Lock, M8 X 1.25, NI	2
13	WA268	(002101-) Cloud Maker Office Holder	1
14	43844	(002101-) Clamp, Hose, Wormdrive, 0.25-0.62d, .31w	20
15	WP214	(002101-) Valve Body, 2/2 Way D	1
16	WP215	(002101-) Coil, Solenoid-2/2 Wa	1
17	WP216	(002101-) Plug, Solenoid-2/2 Wa	1
18	WP217	(002101-) Hose Tail, 1/8" Bsp M	2
19	WA121	(002101-) Water Valve Assembly	1
20	150713	(002101-) Fitting, Plstc, Tee, Bm04/Bm04/Bm04	3
21	VF075	(002101-) Bracket, Water Nozzle-Formed	1
22	GG021	(002101-) Knob Panel Black	1
23	WP020	(002101-) Filter - Water System [Ball Check]	1
24	WP060	(002101-) Spray Jet - Brush - Green	1
24	WP221	(002101-) Spray Nozzle [Red]	1
25	WA103	(002101-) Nozzle Holder/ Hosetail	1
26	WP016	(002101-) Cap Nut	1
27	CP237_C	(002101-) Cover [Cloudmaker, Cat Grey]	1
28	GG146	(002101-) Knurled Fastener	2
29	CD227	(002101-) Bracket Wldt, Cloud Maker Guard [636]	1
30	16391	(002101-) Channel, .18, 2.5w 1.3 01.0l, 1/0.5h	2
31	32490	(002101-) Washer, Flat, 0.25, Std	4
32	08709	(002101-) Nut, Hex, Lock, M8 X 1.25, NI	2
33	WA355	(002101-) Hose, Water, Black, 6mm ID, 800mm length	1
34	1040049	(002101-) Inductor, 32.0Mml [Ferrite 0-300Mhz]	3

Fig. 48 - Hydraulic Reservoir and Control Valves Group

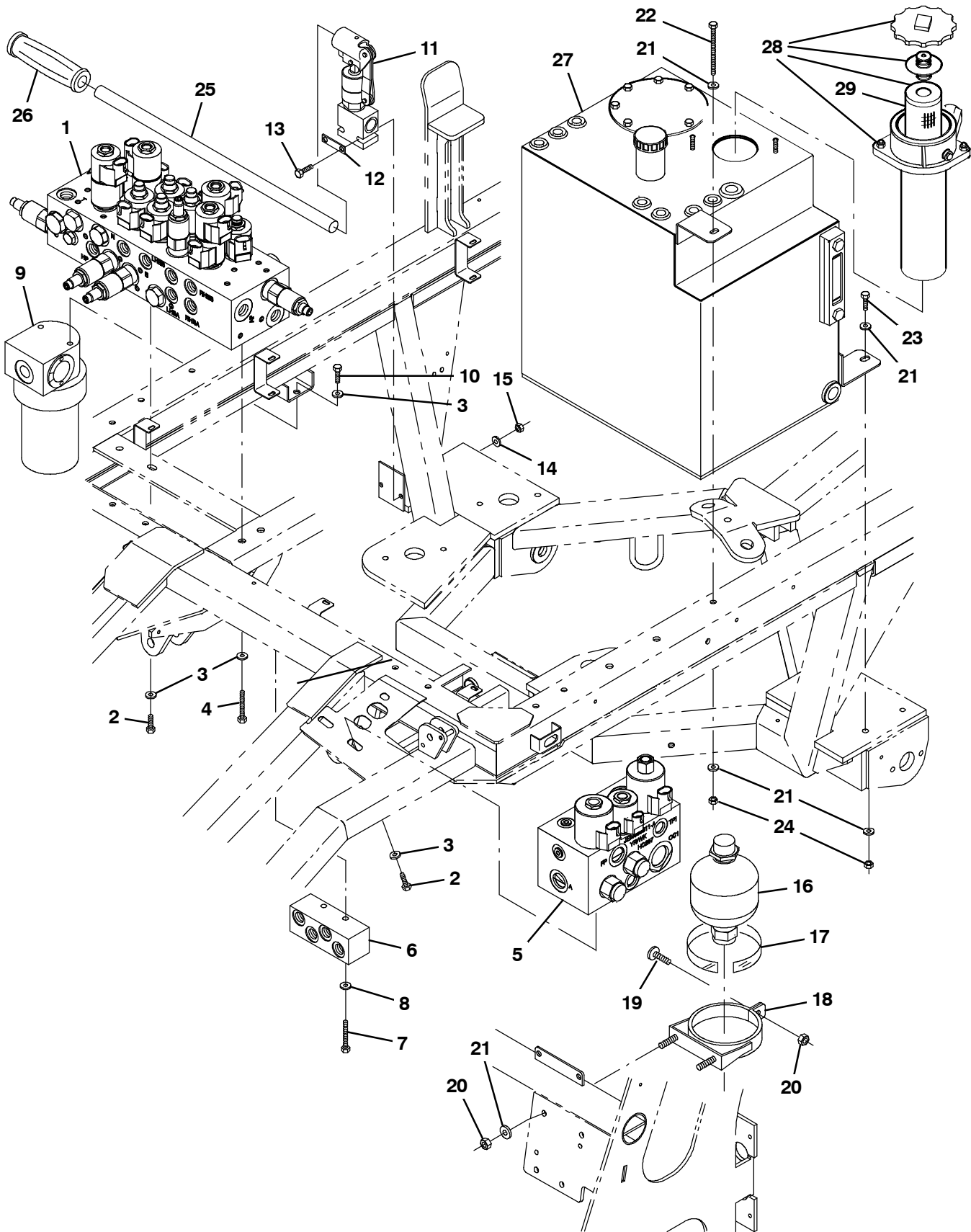


Fig. 48 - Hydraulic Reservoir and Control Valves Group

Ref.	Part No.	Serial Number	Description	Qty.	
1	HC208	(002101-) Manifold Assy (See Breakdown)	1	
2	54396	(002101-) Screw, Hex, .31-18 X 0.75, G5	4	
3	41186	(002101-) Washer, Flat, Belleville, .31	8	
4	19572	(002101-) Screw, Hex, .31-18 X 2.50, G5	2	
5	HC207	(002101-) Manifold Assy (See Breakdown)	1	
6	HV211	(002101-) Manifold Assy	1	
7	GT318	(002101-) M8 X 55 Bolt 8.8 Zc Din 931	2	
8	763041	(002101-) Washer, Flat, Belleville, M8	2	
▽	9	HC004	(002101-) Filter-Pressure-Park	1
▲		HC058	(002101-) Filter Element - High D.P.-10Qho G04666Q	1
10	16931	(002101-) Screw, Hex, M8 X 1.25 X 20, 8.8	2	
11	HV212	(002101-) Pump, Hyd, Piston, Hand, 0.65	1	
12	CD527	(002101-) Plate, Pump, Hand	1	
13	06949	(002101-) Screw, Hex, M6 X 1.00 X 50, 8.8	2	
14	GW087	(002101-) M6 St St Washer	2	
15	08708	(002101-) Nut, Hex, Lock, M6 X 1.00, NI	2	
16	HV090	(002101-) Accumulator-Impeller	1	
17	GM261	(002101-) Pad, Rbr, 3mm Th	1	
18	CB840	(002101-) Clamp Wldt, Accumulator	1	
19	06957	(002101-) Screw, Hex, M8 X 1.25 X 60, 8.8	1	
20	08709	(002101-) Nut, Hex, Lock, M8 X 1.25, NI	3	
21	32490	(002101-) Washer, Flat, 0.25, Std	6	
22	GT395	(002101-) Bolt,Hex Hd Set M8 x 110 Mm	1	
23	76570	(002101-) Screw, Hex, M8 X 1.25 X 30, 8.8	1	
24	GN043	(002101-) Nut, Nyloc Shallow - M8 - St. St. A2-314	2	
25	BB137	(002101-) Lever - Hand Pump 525	1	
26	04765	(002101-) Grip, Handle	1	
27	HT119	(002101-) Tank Assy, Hyd Oil [W/ Usa/Sae Adaptors] (See Breakdowns)	1	
▽	28	HC199	(002101-) Filter,Suction & Return Line 10 Micron F	1
▲	29	HC200	(002101-) Element,Suction & Retrun 10 Micron	1

Fig. 49 - Hydraulic Pumps Group

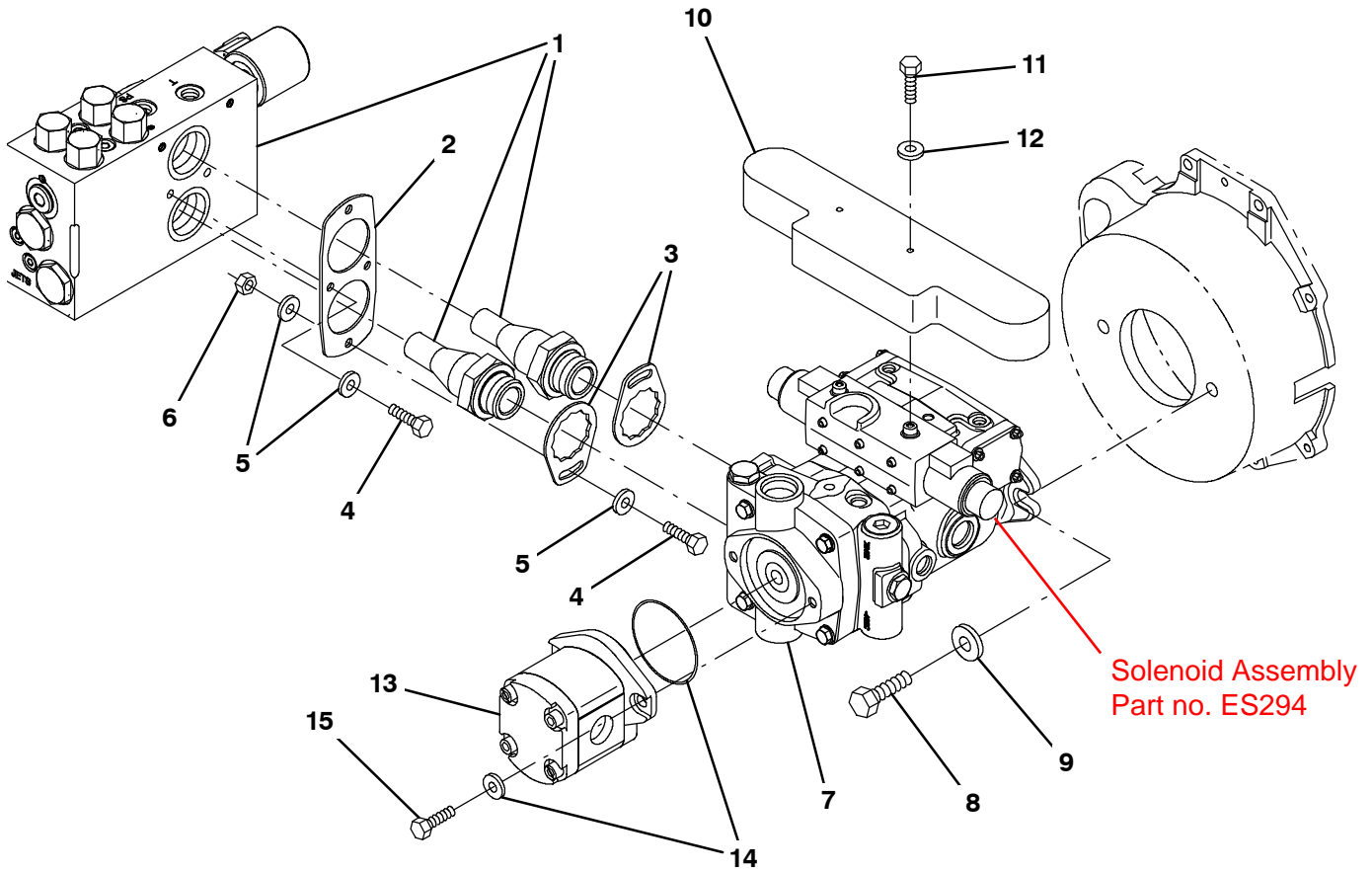


Fig. 49 - Hydraulic Pumps Group

	Ref.	Part No.	Serial Number	Description	Qty.
	▽	1	HC206	(002101-) Manifold Assy (See Breakdown)	1
	▲	2	CD135	(002101-) Back Plate,Hyd Trans Block	1
	▲	3	CD136	(002101-) Locking Plate,Pump Adaptor	2
		4	16931	(002101-) Screw, Hex, M8 X 1.25 X 20, 8.8	4
		5	32490	(002101-) Washer, Flat, 0.25, Std	6
		6	08709	(002101-) Nut, Hex, Lock, M8 X 1.25, NI	1
HP032	▽	7	HP031	(002101-) Pump,Swashplate- 636	1
	▲		373720	(002101-) Seal Kit, Pump	1
		8	GT393	(002101-) Screw,Hex Hd Set -M14 x 40	2
		9	GW100	(002101-) Washer-36mmOdx14.5mml	2
		10	GM408	(002101-) Cover, Solenoid, Pyp	1
		11	39234	(002101-) Screw, Pan, 10-24 X 0.50, Ss	2
		12	GW007	(002101-) Washer - Plain - 1/4"	2
		13	HP039	(002101-) Pump, Gear, Aux, 20Cc	1
			9008345	(002101-) Seal Kit, Pump, Hyd	1
		14	HP042	(002101-) Seal Kit	1
		15	21198	(002101-) Screw, Hex, .38-16 X 1.25, G5	2

Fig. 50 - Hydraulic Hose Pumps Group

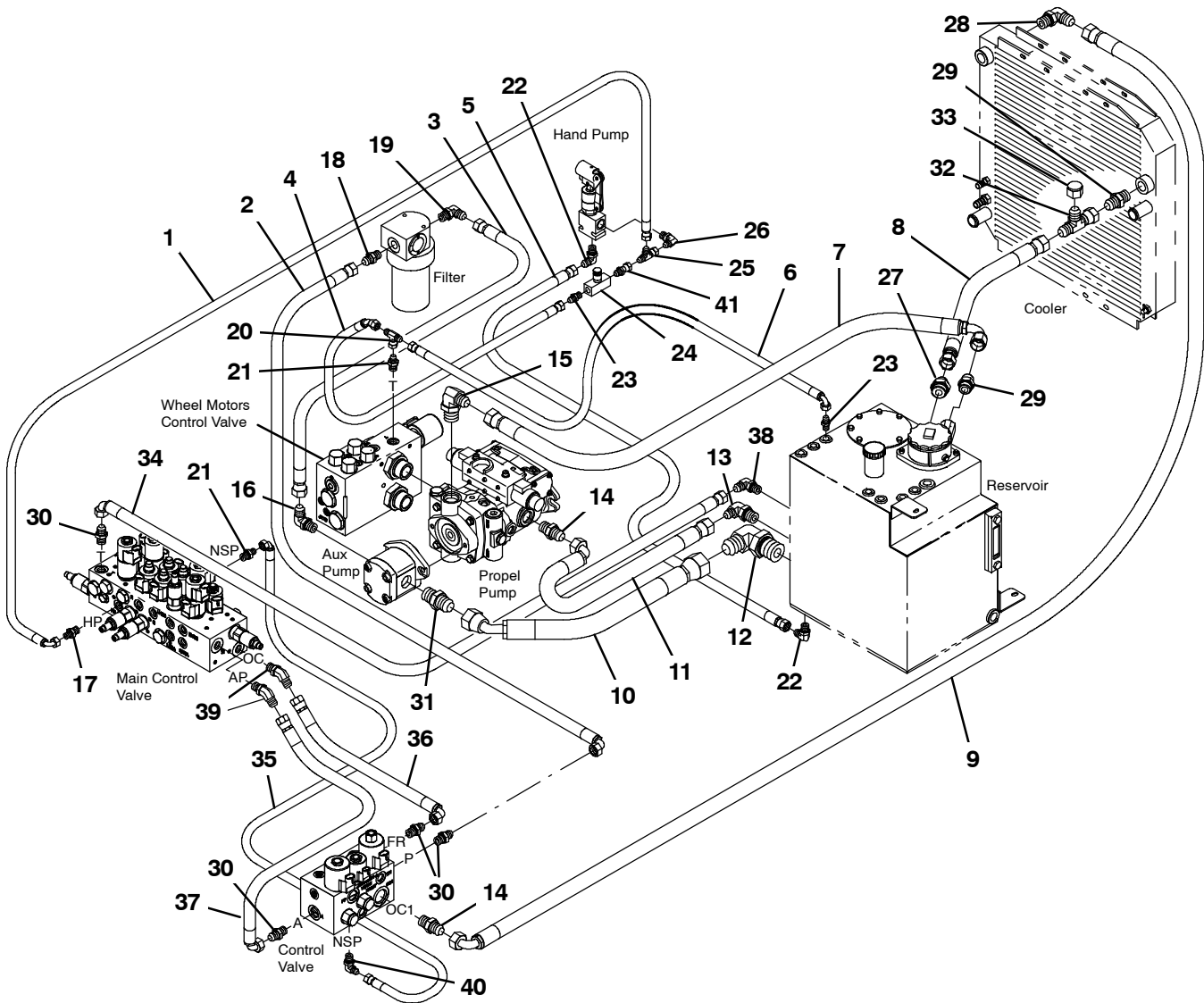


Fig. 50 - Hydraulic Hose Pumps Group

Ref.	Part No.	Serial Number	Description	Qty.
HJ482	1	HJ410	(002101-) Hose Assy [422Etjc44439]]	1
	2	HJ397	(002101-) Hose Assy [302]9jc88844]	1
	3	HJ396	(002101-) Hose Assy (302Jcjc88824)	1
	4	HJ411	(002101-) Hose Assy [422]cj744415.5]	1
	5	HJ413	(002101-) Hose Assy [422]cj66627]	1
	6	HJ412	(002101-) Hose Assy [422]cj944428]	1
	7	HJ393	(002101-) Hose Assy [42]9jc12121236]	1
	8	HJ448	(002101-) Hose Assy [422]cj12121220.5]	1
	9	HJ447	(002101-) Hose Assy [422]9jc12121286]	1
	10	HJ395	(002101-) Hose Assy [881]cj720161617.5]	1
11	HJ394	(002101-) Hose Assy [811]cj912121224]	1	
12	HF225	(002101-) Straight Thread Elbow Orfs / Sae-Orb 1 1	1	
13	HF259	(002101-) Straight Thread Elbow Orfs / Sae-Orb 1/2	1	
14	HF218	(002101-) Straight Thread Connector Orfs/ Sae-Orb	2	
15	HF221	(002101-) Elbow, Str, Orfs/Sae-Orb 3/4-1 5/16-12	1	
16	HF257	(002101-) Elbow, Str, Orfs/Sae-Orb 1/2-7/8-14	1	
17	HF248	(002101-) Utpc Straight Thread Connector 3/8-7/16	1	
18	HF263	(002101-) Male Connector -Bspc Orfc / Bspc-Ed 1/2-	1	
19	HF262	(002101-) Male Elbow-Bspc Orfs / Bspc-Orr 1/2-1/2-	1	
20	HF233	(002101-) Swivel Nut Branch Tee Orfs / Orfs / Orfs	1	
21	HF237	(002101-) Straight Thread Connector Orfs/ Sae-Orb	2	
22	HF239	(002101-) Straight Thread Elbow Orfs / Sae-Orb 3/8	2	
23	HF229	(002101-) Straight Thread Connector Orfs/ Sae-Orb	2	
24	HV216	(002101-) Needle Valve (Parker #N420s) 1/4	1	
25	HF232	(002101-) Swivel Nut Run Tee Orfs / Orfs Swivel /	1	
26	HF236	(002101-) Straight Thread Elbow Orfs / Sae-Orb 1/4	1	
27	HF222	(002101-) Male Connector -Bspc Orfc / Bspc-Ed 3/4-	1	
28	HF216	(002101-) Male Elbow-Bspc Orfs / Bspc-Orr 3/4-3/4	1	
29	HF217	(002101-) Male Connector -Bspc Orfc / Bspc-Ed 3/4	2	
30	HF253	(002101-) Straight Thread Connector Orfs/ Sae-Orb	4	
31	HF224	(002101-) Straight Thread Connector Orfs/ Sae-Orb	1	
32	HF219	(002101-) Swvel Nut Run T,Orfs/Orfs Swvl /Orfs 3/4	1	
33	762163	(002101-) Fitting, Hyd, Cap, Ff12	1	
34	HJ392	(002101-) Hose Assy [422]9jc88834]	1	
HJ481	35	HJ391	(002101-) Hose Assy (422J9EN44438)	1
	36	HJ390	(002101-) Hose Assy [422]9jc88817]	1
	37	HJ388	(002101-) Hose Assy [302]cj988832]	1
	38	HF252	(002101-) Straight Thread Elbow Orfs / Sae-Orb 1/2	1
	39	HF254	(002101-) 45 Straight Thread Elbow Orfs / Sae-Orb	2
	40	HF238	(002101-) Utpc Straight Thread Elbow 1/4-9/16-18	1
	41	HF275	(002101-) Connector, Str Thread,Swivel,1/4-7/16-20	1

Fig. 51 - Hydraulic Hose Steering Group

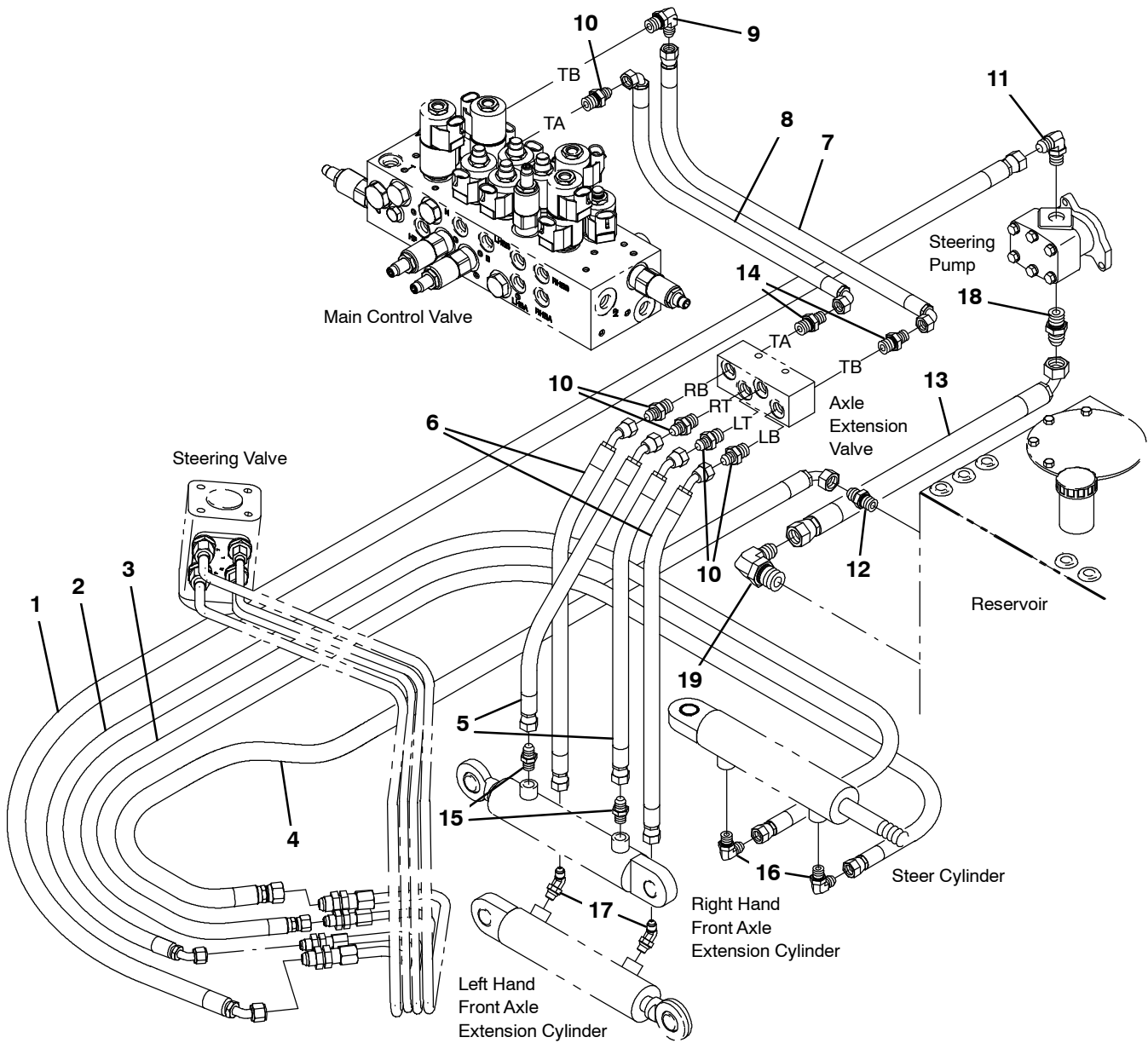


Fig. 51 - Hydraulic Hose Steering Group

Ref.	Part No.	Serial Number	Description	Qty.
1	HJ443	(002101-) Hose Assy [4511tcjcj768692]	1
2	HJ446	(002101-) Hose Assy [451tcjcj746483]	1
3	HJ445	(002101-) Hose Assy [451tcjcjc46483]	1
4	HJ444	(002101-) Hose Assy [451tcjcj986687]	1
5	HJ418	(002101-) Hose Assy [451tcj7jc44417]	2
6	HJ419	(002101-) Hose Assy [451tcj7jc44421]	2
HJ485	HJ417	(002101-) Hose Assy [451Tcenet44420]	1
HJ484	HJ416	(002101-) Hose Assy [451Tcj9Et44416.5]	1
9	HF238	(002101-) Utpc Straight Thread Elbow 1/4-9/16-18	1
10	HF237	(002101-) Straight Thread Connector Orfs/ Sae-Orb	5
11	HF249	(002101-) Male Elbow-Bspp Orfs / Bspp-Orr 3/8-3/8-	1
12	HF240	(002101-) Straight Thread Connector Orfs/ Sae-Orb	1
13	HJ442	(002101-) Hose Assy [422jcj988830]	1
14	HF248	(002101-) Utpc Straight Thread Connector 3/8-7/16	2
15	HF237	(002101-) Straight Thread Connector Orfs/ Sae-Orb	2
16	HF236	(002101-) Straight Thread Elbow Orfs / Sae-Orb 1/4	2
17	HF267	(002101-) 45 Straight Thread Elbow Orfs / Sae-Or	2
18	HF263	(002101-) Cnctr, Ma, Bspp, Orfc/Bspp-Ed 1/2-1/2-14	1
19	HF259	(002101-) Straight Thread Elbow Orfs / Sae-Orb 1/2	1

Fig. 52 - Hydraulic Hose Brush Motors Group

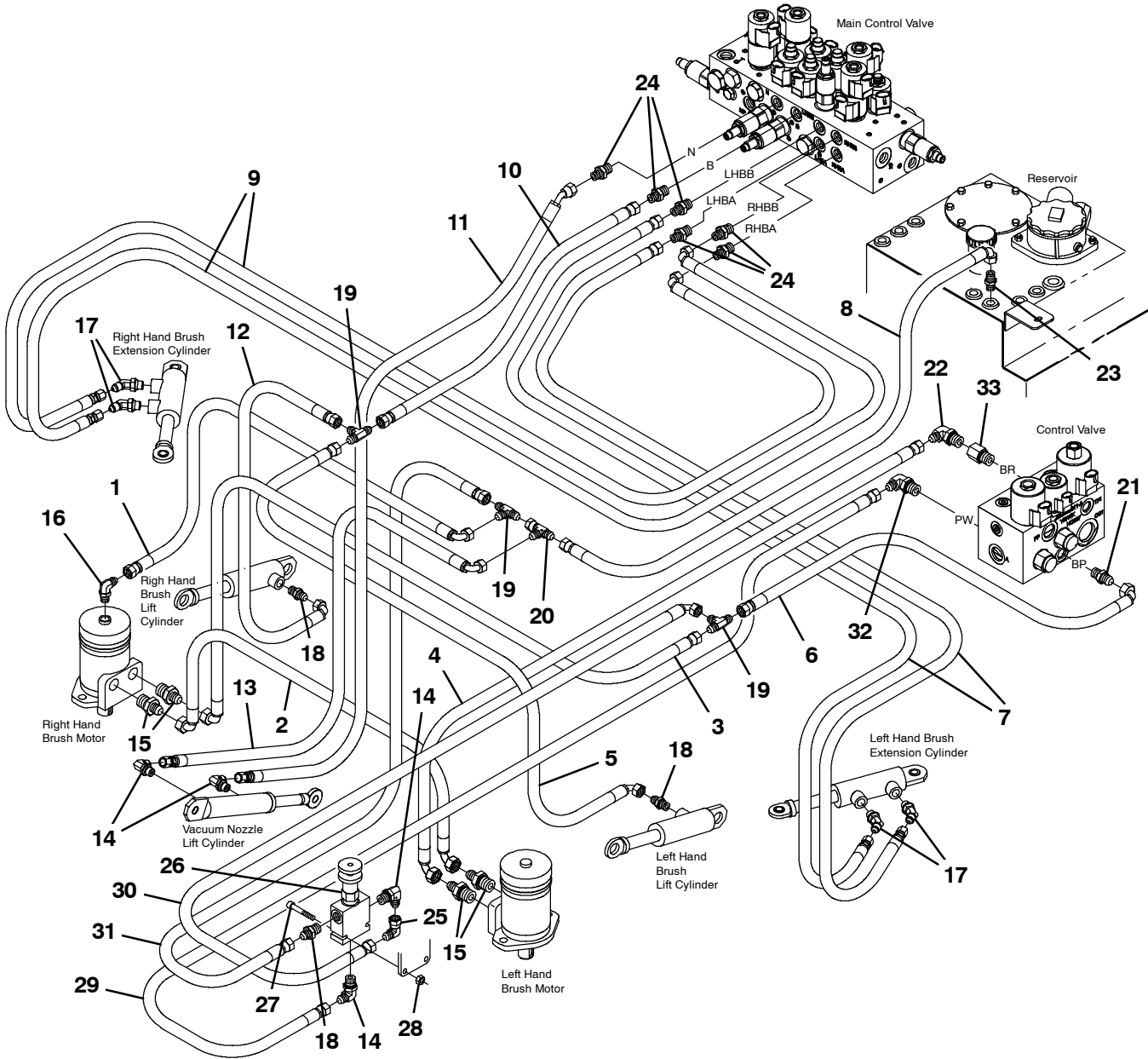


Fig. 52 - Hydraulic Hose Brush Motors Group

Ref.	Part No.	Serial Number	Description	Qty.
1	HJ424	(002101-) Hose Assy [471stjcj94443]	1
2	HJ420	(002101-) Hose Assy [471stj9j9664102]	1
3	HJ421	(002101-) Hose Assy [471stj9jc64465]	1
HJ486	HJ422	(002101-) Hose Assy [471Stj9En64471]	1
5	HJ427	(002101-) Hose Assy [471stj9jc44464]	1
6	HJ425	(002101-) Hose Assy [471tcj9jc64432]	1
HJ489	HJ429	(002101-) Hose Assy [471Stjcen44489]	2
HJ487	HJ423	(002101-) Hose Assy [422Jcet44460]	1
HJ490	HJ430	(002101-) Hose Assy [471Stjcet444112]	2
HJ488	HJ426	(002101-) Hose Assy [471Tcenjc44434]	1
HJ483	HJ414	(002101-) Hose Assy [451Steujc44457]	1
12	HJ428	(002101-) Hose Assy [471stj9jc44438]	1
13	HJ415	(002101-) Hose Assy [451stjcj944434]	1
14	HF236	(002101-) Straight Thread Elbow Orfs / Sae-Orb 1/4	4
15	HF245	(002101-) Straight Thread Connector Orfs/ Sae-Orb	4
16	HF227	(002101-) Straight Thread Elbow Orfs / Sae-Orb 1/4	1
17	HF267	(002101-) 45 Straight Thread Elbow Orfs / Sae-Or	4
18	HF237	(002101-) Straight Thread Connector Orfs/ Sae-Orb	3
19	HF231	(002101-) Union Tee Orfs / Orfs / Orfs 1/4	3
20	HF232	(002101-) Swivel Nut Run Tee Orfs / Orfs Swivel /	1
21	HF240	(002101-) Straight Thread Connector Orfs/ Sae-Orb	1
22	HF238	(002101-) Utpc Straight Thread Elbow 1/4-9/16-18	1
23	HF234	(002101-) Utpc Straight Thread Connector 1/4-7/16-	1
24	HF248	(002101-) Utpc Straight Thread Connector 3/8-7/16	6
25	HF228	(002101-) Swivel Nut Elbow Orfs / Orfs Swivel 1/4-	1
26	HV213	(002101-) Valve, Hyd [100-600 Psi Cracking Press]	1
27	GT249	(002101-) M6 X 40 Skt Cap 12.9 Zc	2
28	08712	(002101-) Nut, Hex, Lock, M6 X 1.00, NI, Ss	2
29	HJ439	(002101-) Hose Assy [451Tcjcj966666]	1
30	HJ432	(002101-) Hose Assy [451tcjcj944470]	1
31	HJ433	(002101-) Hose Assy [451tcjcjc44475]	1
32	HF250	(002101-) Elbow, Str, Orfs/Sae-Orb 3/8-3/4-16	1
33	HF295	(002101-) Fitting, Hyd, Str, Of06/Om06	1

Fig. 53 - Hydraulic Hose Drive Motor Group

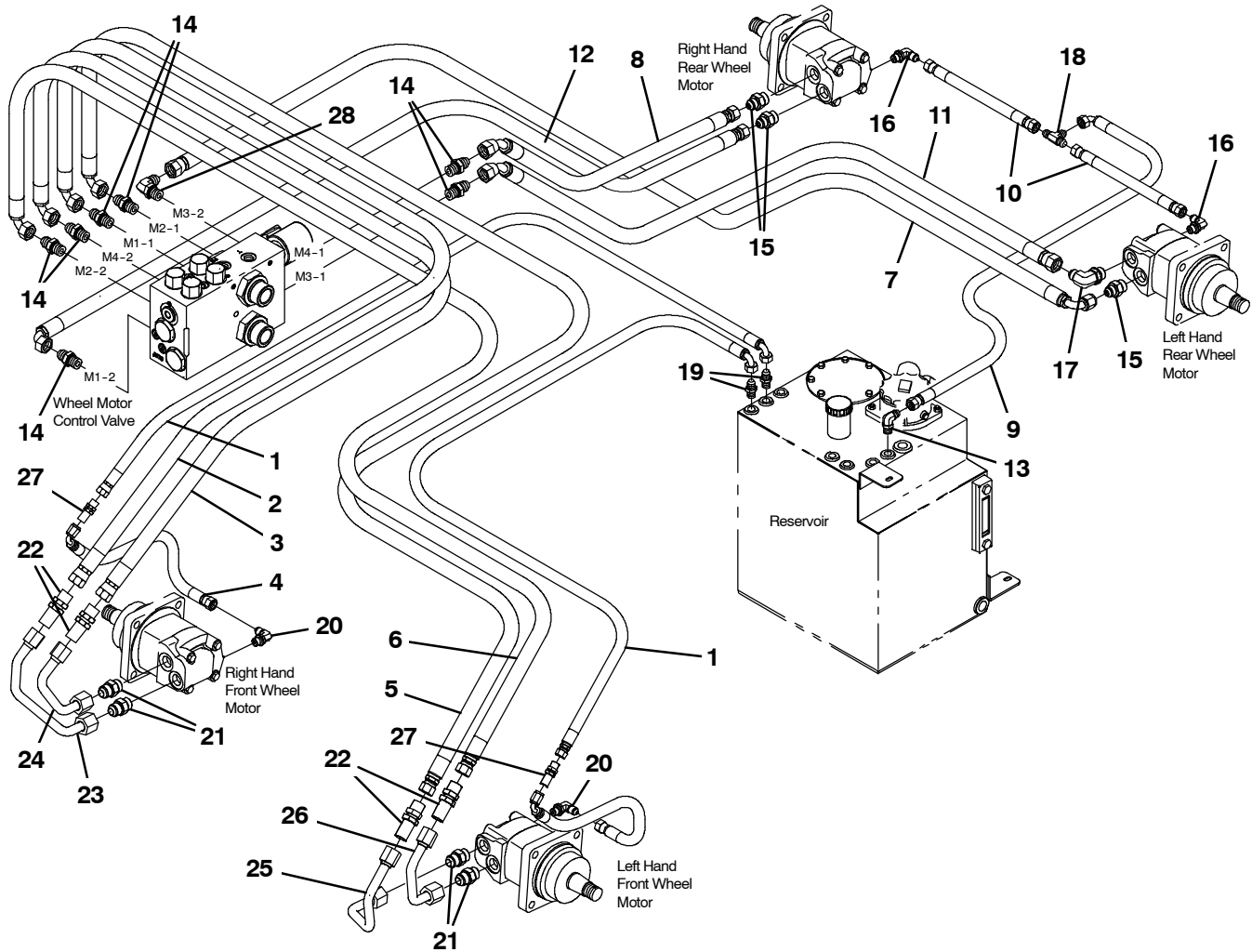


Fig. 53 - Hydraulic Hose Drive Motor Group

Ref.	Part No.	Serial Number	Description	Qty.
1	HJ409	(002101-) Hose Assy [451tcjcj944443]	2
2	HJ406	(002101-) Hose Assy [302jcj9108838]	1
3	HJ405	(002101-) Hose Assy [302jcj9108835]	1
4	HJ404	(002101-) Hose Assy [451tcjcj944414]	2
5	HJ407	(002101-) Hose Assy [302jcj9108854]	1
6	HJ408	(002101-) Hose Assy [302jcj9108851]	1
7	HJ401	(002101-) Hose Assy [302j9jc88848]	1
8	HJ398	(002101-) Hose Assy [302jcj788828]	1
9	HJ403	(002101-) Hose Assy [422jcj944466]	1
10	HJ402	(002101-) Hose Assy [422j9jc44410]	2
11	HJ400	(002101-) Hose Assy [302jcj788844.5]	1
12	HJ399	(002101-) Hose Assy [302jcj988835]	1
13	HF227	(002101-) Elbow, Str, Orfs/Sae-Orb 1/4-7/16-20	1
14	HF253	(002101-) Straight Thread Connector Orfs/ Sae-Orb	7
15	HF256	(002101-) Straight Thread Connector Orfs/ Sae-Orb	3
16	HF227	(002101-) Elbow, Str, Orfs / Sae-Orb 1/4-7/16-20	2
17	HF257	(002101-) Straight Thread Elbow Orfs / Sae-Orb 1/2	1
18	HF231	(002101-) Union Tee Orfs / Orfs / Orfs 1/4	1
19	HF229	(002101-) Straight Thread Connector Orfs/ Sae-Orb	2
20	HF227	(002101-) Straight Thread Elbow Orfs / Sae-Orb 1/4	2
21	HF214	(002101-) Straight Thread Connector Orfs/ Sae-Orb	4
22	HF215	(002101-) Bulkhead Union Orfs / Orfs With Nut 5/8	4
26	23 HJ467	(002101-) Pipe, Hyd, Lh Front Wheel Motor, Reverse	1
25	24 HJ468	(002101-) Pipe, Hyd, Lh Front	1
24	25 HJ465	(002101-) Pipe, Hyd, Rh Front	1
23	26 HJ466	(002101-) Pipe, Hyd, Rh Front	1
	27 HF235	(002101-) Bulkhead Union Orfs / Orfs With Nut 1/4-	2
	28 HF252	(002101-) Elbow, Str, Orfs / Sae-orb 1/2-3/4-16	1

Fig. 54 - Hydraulic Hose Vacuum Fan Group

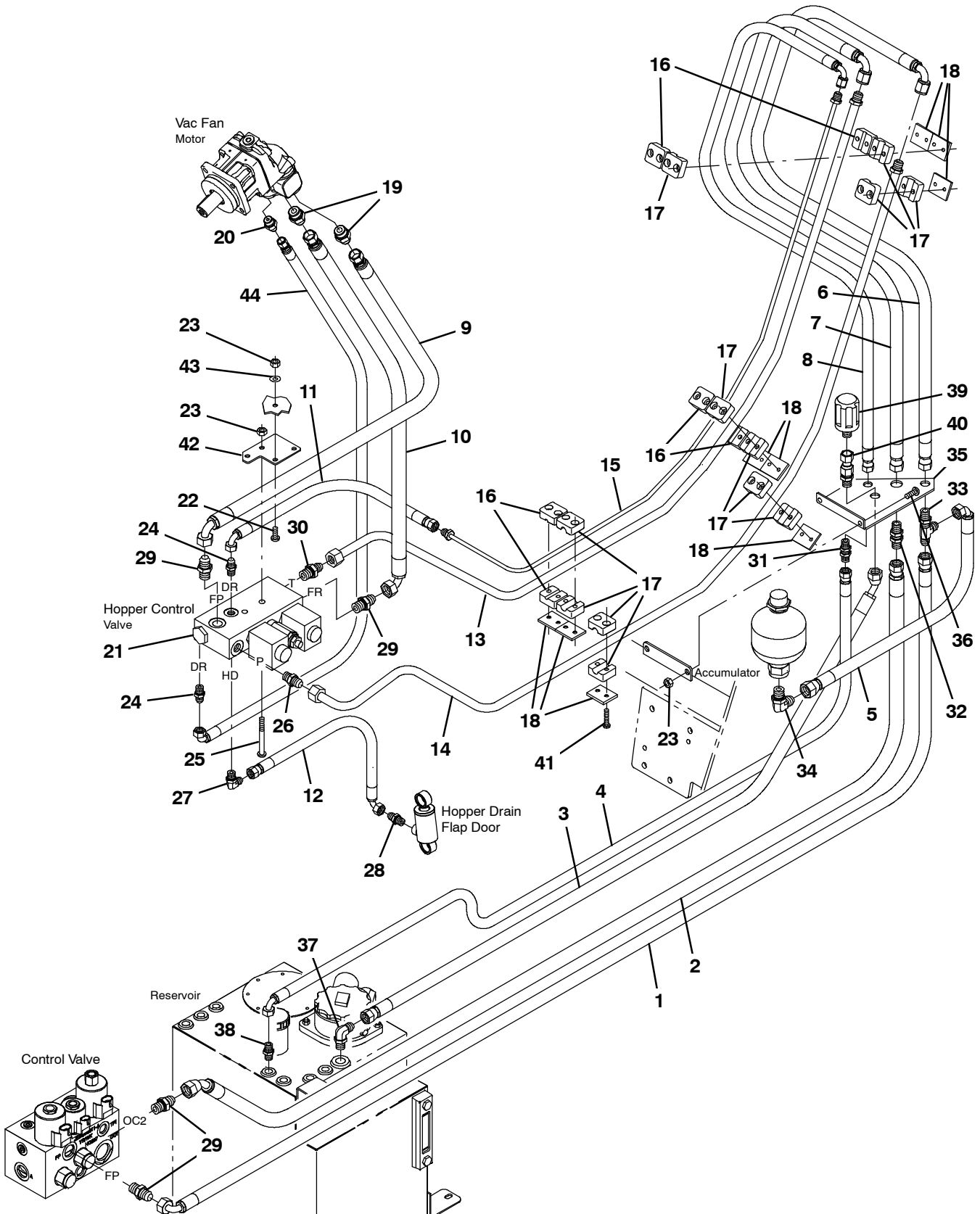


Fig. 54 - Hydraulic Hose Vacuum Fan Group

Ref.	Part No.	Serial Number	Description	Qty.
1	HJ449	(002101-) Hose Assy [451tcj9jc86681]	1
2	HJ450	(002101-) Hose Assy [422jsj768877]	1
3	HJ464	(002101-) Hose Assy [422jcj766650]	1
HJ493	HJ451	(002101-) Hose Assy [451tcj9jcet44459]	1
5	HJ452	(002101-) Hose Assy [451tcj9jc68614.5]	1
6	HJ453	(002101-) Hose Assy [451tcj9jc966641]	1
7	HJ454	(002101-) Hose Assy [451tcj9jc966639.5]	1
8	HJ455	(002101-) Hose Assy [451tcj9jc946440]	1
HJ495	HJ458	(002101-) Hose Assy [451enj988818]	1
HJ496	HJ459	(002101-) Hose Assy [451enj988817]	1
11	HJ456	(002101-) Hose Assy [451tcj9jc964416]	1
12	HJ476	(002101-) Hose Assy [471stj9jc64465]	1
13	HJ474	(002101-) Pipe, Hyd, 12mm, Fan Return	1
14	HJ473	(002101-) Pipe, Hyd, 12mm, Fan	1
15	HJ475	(002101-) Pipe, 6mm, Fan Drain	1
16	HF165	(002101-) Clamp Body ,For 6 Mm Pipe	6
17	HF166	(002101-) Clamp Body, For 12mm Pipe	12
18	CD245	(002101-) Plate,Pipe Clamp,Fan Hopper	9
19	HF268	(002101-) Connector, Str Thread, Utpc, 1/2-7/8-1	2
20	HF248	(002101-) Utpc Straight Thread Connector 3/8-7/16	1
21	HC210	(002101-) Manifold Assy (See Breakdown)	1
22	17284	(002101-) Screw, Btn, M8 X 1.25 X 16, Ss	2
23	08713	(002101-) Nut, Hex, Lock, M8 X 1.25, NI, Ss	6
24	HF229	(002101-) Straight Thread Connector Orfs/ Sae-Orb	2
25	GT351	(002101-) M8 X 65 St/St Skt Btn A4	2
26	HF276	(002101-) Connector, Str, Orfs/Sae-Orb 1/2-9/16-18	1
27	HF227	(002101-) Straight Thread Elbow Orfs / Sae-Orb 1/4	1
28	HF237	(002101-) Connector, Str, Orfs/Sae-Orb 1/4-9/16-18	1
29	HF253	(002101-) Straight Thread Connector Orfs/ Sae-Orb	4
30	HF253	(002101-) Connector, Str, Orfs/ Sae-Orb 1/2-3/4-16	1
31	HF235	(002101-) Bulkhead Union Orfs / Orfs With Nut 1/4-	1
32	HF244	(002101-) Bulkhead Union Orfs / Orfs With Nut 3/8-	1
33	HF243	(002101-) Bulkhead Run Tee Orfs 3/8	1
34	HF262	(002101-) Male Elbow-Bspp Orfs / Bspp-Orr 1/2-1/2-	1
35	CD519	(002101-) Bracket, Mtg, Breather	1
36	GT330	(002101-) Screw,Button Hd Hex Skt-M8 X 16	2
37	HF239	(002101-) Straight Thread Elbow Orfs / Sae-Orb 3/8	1
38	HF234	(002101-) Utpc Straight Thread Connector 1/4-7/16-	1
39	HT159	(002101-) Breather, Hyd, 0.38npt	1
40	HF287	(002101-) Adapter, Bh, Hyd, 0.38npt	1
41	GT338	(002101-) M6 X 30 St/St Skt Btn A4	18
42	CD383	(002101-) Brake Valve Bracket Welment	1
43	32490	(002101-) Washer, Flat, 0.25, Std	2
HJ494	HJ457	(002101-) Hose Assy [451enj944417.5]	1

Fig. 55 - Hydraulic Hose Hopper Lift and Dump Door Group

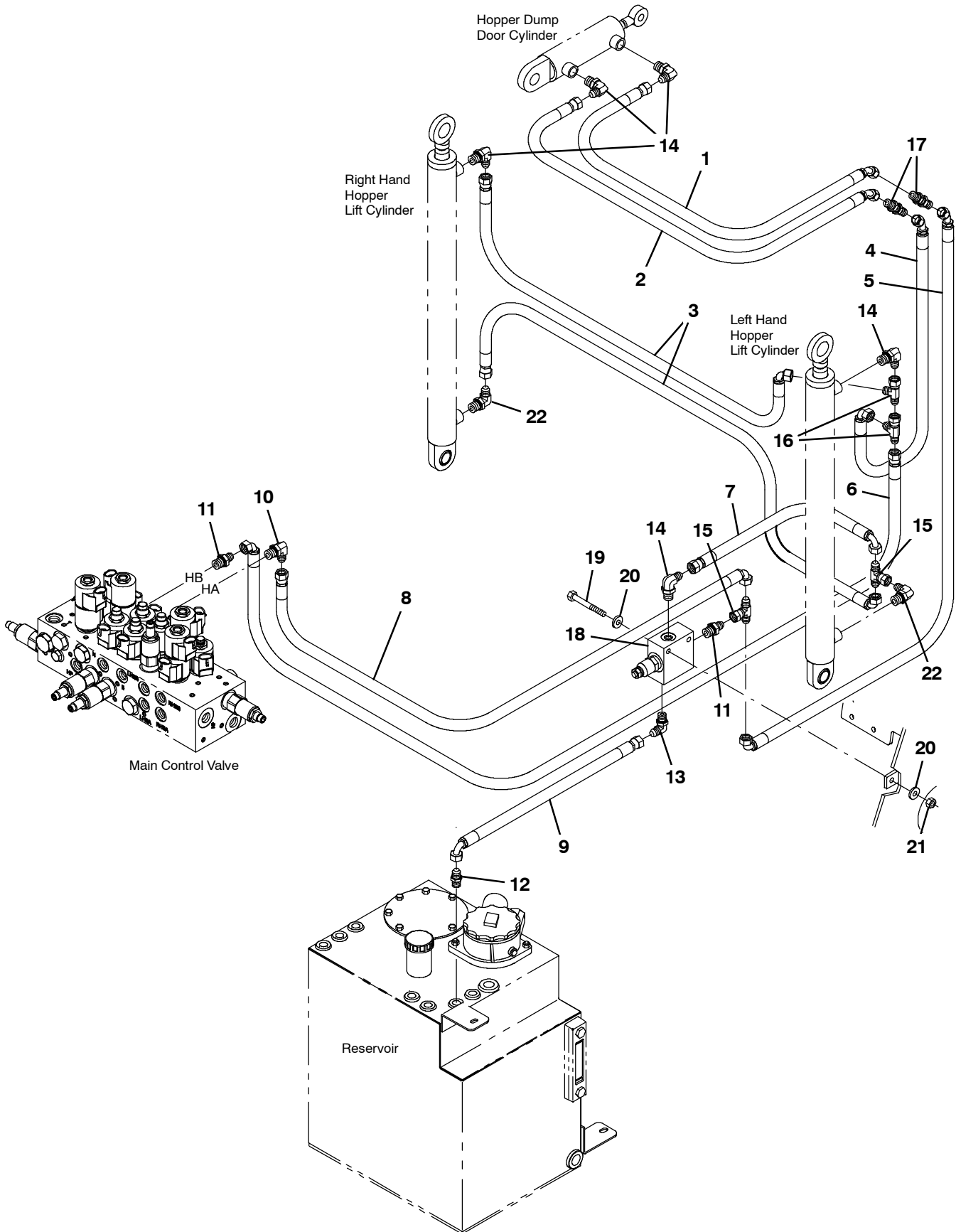



Fig. 55 - Hydraulic Hose Hopper Lift and Dump Door Group

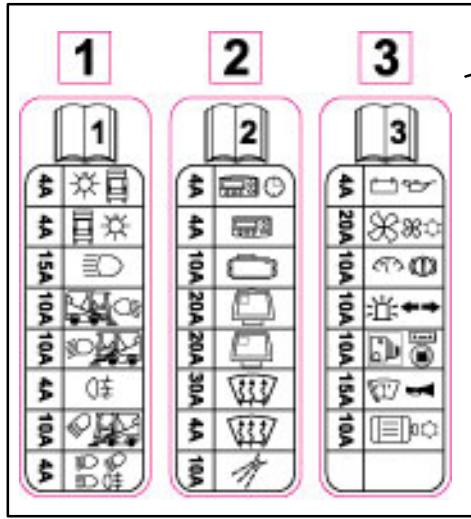
Ref.	Part No.	Serial Number	Description	Qty.
1	HJ463	(002101-) Hose Assy [451stj7jc44487]	1
2	HJ462	(002101-) Hose Assy [451stj7jc44483]	1
3	HJ434	(002101-) Hose Assy [451tcjcj944457]	2
4	HJ461	(002101-) Hose Assy [451tcj9j744454]	1
5	HJ460	(002101-) Hose Assy [451tcj9j744445]	1
6	HJ435	(002101-) Hose Assy [451tcjcj9444112]	1
7	HJ436	(002101-) Hose Assy [451tcj9j444411]	1
HJ492	HJ437	(002101-) Hose Assy [451tcenj944494]	1
9	HJ438	(002101-) Hose Assy [422jcj944437]	1
10	HF238	(002101-) Utpc Straight Thread Elbow 1/4-9/16-18	1
11	HF237	(002101-) Straight Thread Connector Orfs/ Sae-Orb	2
12	HF229	(002101-) Straight Thread Connector Orfs/ Sae-Orb	1
13	HF227	(002101-) Straight Thread Elbow Orfs / Sae-Orb 1/4	1
14	HF236	(002101-) Straight Thread Elbow Orfs / Sae-Orb 1/4	5
15	HF233	(002101-) Swivel Nut Branch Tee Orfs / Orfs / Orfs	2
16	HF232	(002101-) Swivel Nut Run Tee Orfs / Orfs Swivel /	2
17	HF235	(002101-) Bulkhead Union Orfs / Orfs With Nut 1/4-	2
18	HV210	(002101-) Valve, Sequence	1
19	06957	(002101-) Screw, Hex, M8 X 1.25 X 60, 8.8	2
20	32490	(002101-) Washer, Flat, 0.25, Std	4
21	08709	(002101-) Nut, Hex, Lock, M8 X 1.25, NI	2
22	HF270	(002101-) Fuse, Velocity, 90deg Elb In-Line Swivel	2

Fig. 56 - Labels Group



APP6820 BLACK BLUE YELLOW

1



2

3

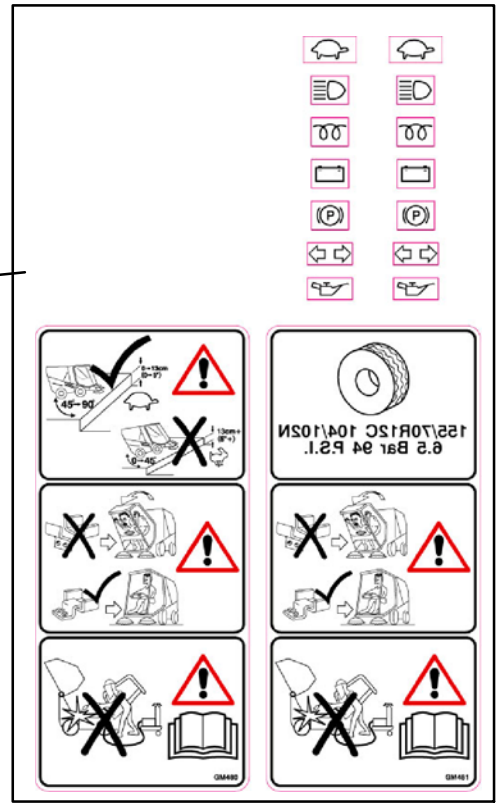


Fig. 56 - Labels Group



Ref.	Part No.	Serial Number	Description	Qty.
1	GM354	(002101-) Label Sheet -525 Matt Resistant Pvc	1
2	GM461	(002101-) Label Set, Fuse Box-636	1
3	GM482	(002101-) Label Sheet,Clear Vinyl -636	1
4	GM394	(002101-) Label, Green/Yellow Chevron	1
5	GM395	(002101-) Decal-Chevron-Green/Yellow Rear Hopper	1
6	GM565	(002101-) Decal-Usa Slow Moving Vehicle [14.0"]	1
7	GM506	(002101-) Decal, Rear Water Tank - Green/Green	1
8	GM568	(002101-) Label Set, Opertnl, Cab [636]	1

Fig. 57 - Wire Harnesses Group

Ref.	Part No.	Serial Number	Description	Qty.
1	EW212	(002101-) Wiring Loom,Chassis	1
2	EW213	(002101-) Wiring Loom,Cab Iqan	1
3	EW214	(002101-) Safety Switch Assembly (From Assy. M/L)	1
4	EW224	(002101-) Wiring Loom, Cab, instrument/ A-Post Auto	1
5	EW241	(910364-) Wiring Loom,Chassis-Automotive 636	1

SECTION 3

Contents	Page
Fig. 1 - Camera and Monitor Group	3-2
Fig. 2 - Air Conditioning Alternator and Compressor Group	3-4
Fig. 3 - Air Conditioning Rear Cab Group	3-6
Fig. 4 - Air Conditioning Hoses Group	3-8
Fig. 5 - Air Conditioning Cab Top Group	3-10
Fig. 6 - Pressure Washer Water Pump Group (002101- 002218)	3-12
Fig. 7 - Pressure Washer Water Pump Group (002219-)	3-14
Fig. 8 - Pressure Washer Hydraulic Valve Group	3-16
Fig. 9 - Pressure Washer Reel and Hose Group	3-18
Fig. 10 - Autolube Group	3-20
Fig. 11 - Fire Extinguisher Group	3-22
Fig. 12 - Documentation Group	3-23

Fig. 1 - Camera and Monitor Group

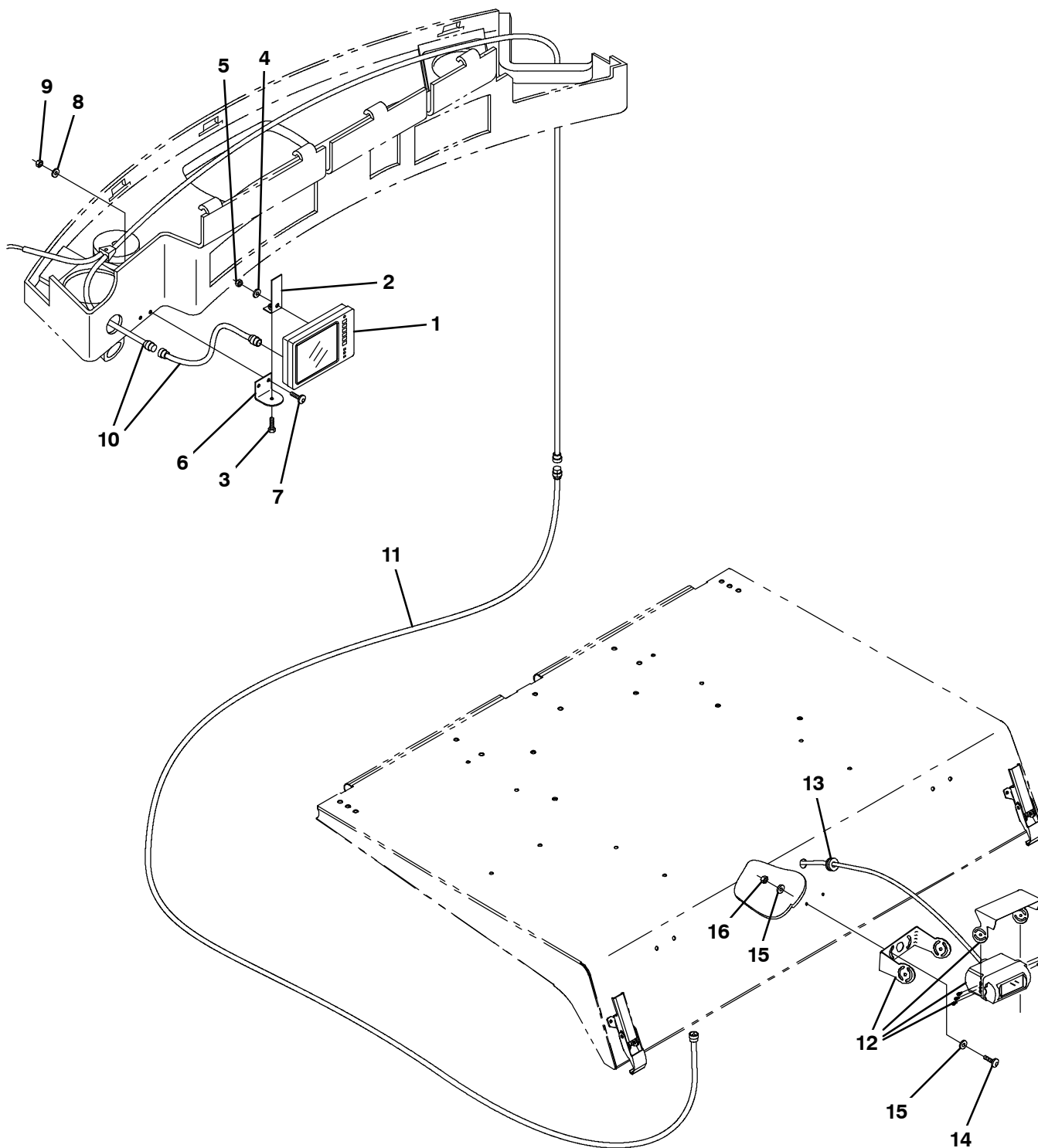


Fig. 1 - Camera and Monitor Group

Ref.	Part No.	Serial Number	Description	Qty.
1	EC020	(002101-) Monitor.5" Lcd Colou	1
2	MC624	(002101-) Bracket,Weldment,5" Monitor	1
3	GT413	(002101-) Button Head Skt-M6x8mm-St/St A2	1
4	GW031	(002101-) M6 Washer Form C Zc Bs 4320	1
5	GN011	(002101-) Nut, Nyloc - M6	1
6	MC626	(002101-) Bracket,Mounting,5monitor-Formed	1
7	GT111	(002101-) M6 X 20 Button Head Socket Scr	2
8	GW031	(002101-) M6 Washer Form C Zc Bs 4320	2
9	GN046	(002101-) M6 Nut Nylon/Ins T G.8 Zc	2
10	EC022	(002101-) Power Cable,3 Meter-	1
11	EC023	(002101-) Cable,Camera 5 Meter	1
12	EC021	(002101-) Camera Assembly (From Assy. M/L)	1
13	GM346	(002101-) Grommet,Open-4.8 I/D,1.6 Thk & 15.9 Hole	1
14	GT386	(002101-) M5 X 16 Cap Screw	2
15	GW087	(002101-) M6 St St Washer	4
16	06549	(002101-) Nut, Hex, Lock, M5 X 0.80, NI	2

Fig. 2 - Air Conditioning Alternator and Compressor Group

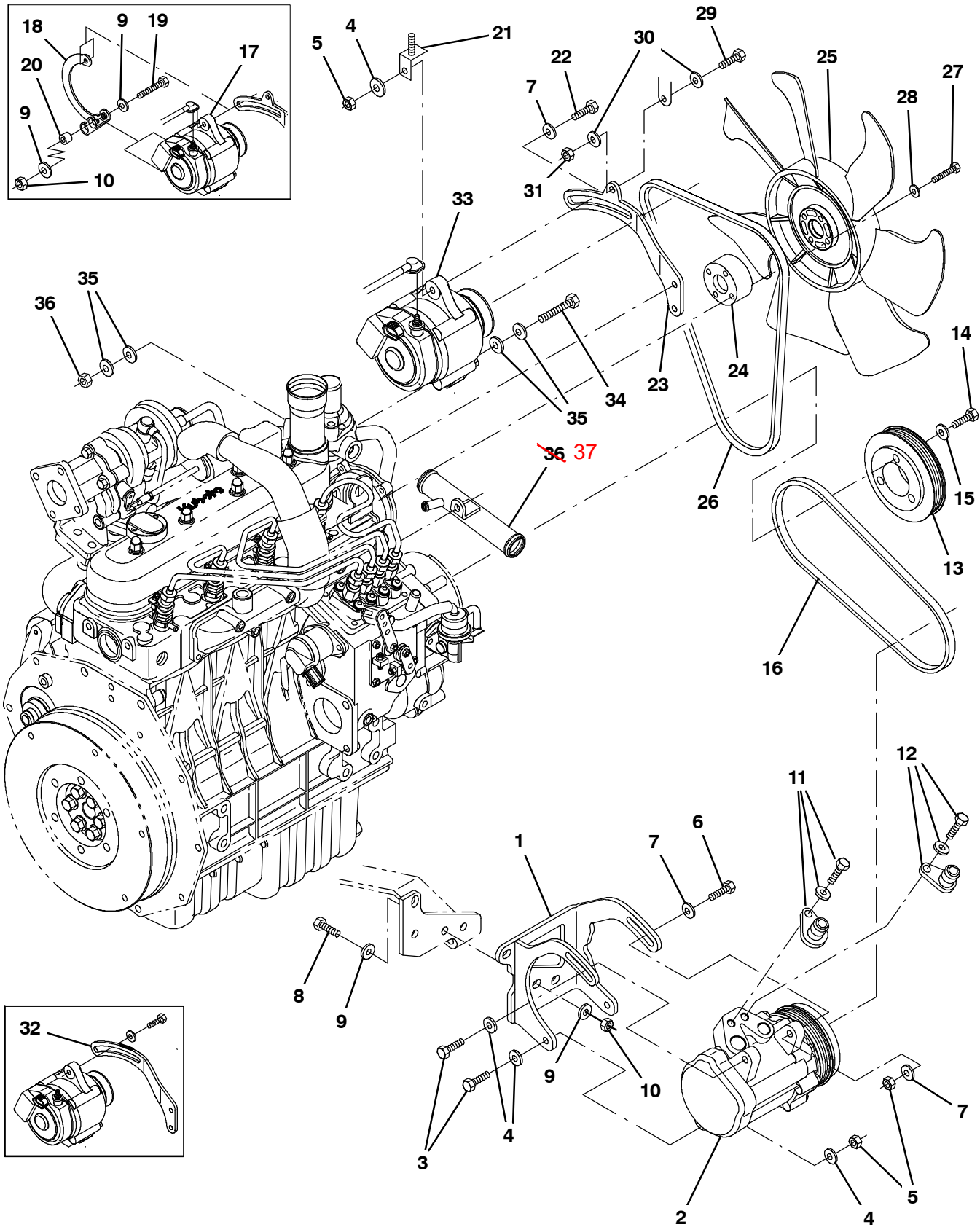


Fig. 2 - Air Conditioning Alternator and Compressor Group

Ref.	Part No.	Serial Number	Description	Qty.
1	AC072	(002101-) Bracket Wldt, Compressor	1
2	AC058	(002101-) Compressor - Air Con.	1
3	06956	(002101-) Screw, Hex, M8 X 1.25 X 45, 8.8	2
4	32490	(002101-) Washer, Flat, 0.25, Std	5
5	08709	(002101-) Nut, Hex, Lock, M8 X 1.25, NI	5
6	39277	(002101-) Screw, Hex, M8 X 1.25 X 25, 8.8	2
7	763041	(002101-) Washer, Flat, Belleville, M8	5
8	03192	(002101-) Screw, Hex, M10 X 1.50 X 30, 8.8	2
9	32492	(002101-) Washer, Flat, 0.38, Std	8
10	41430	(002101-) Nut, Hex, Lock, M10 X 1.5, NI	4
11	AC117	(002101-) Adaptor,High Pressure On Compressor	1
12	AC118	(002101-) Adaptor, Low Press, Compressor	1
13	TC021	(002101-) Drive Pulley -Air Con Compressor	1
14	06949	(002101-) Screw, Hex, M6 X 1.00 X 50, 8.8	3
15	763040	(002101-) Washer, Flat, Belleville, M6	3
16	AC086	(002101-) Belt,Compressor -Mic	1
17	9008205	(002101-002168) alternator Kit, Replmnt [90 Amp]	1
18	PP156	(002101-002168) Alternator Mounting Brkt.	1
19	GT209	(002101-002168) Bolt, Hex Hd - M10 x 100 - Zp Zinc Plate	2
20	PP154	(002101-002168) Boss, Alternator Mounting	2
21	CD386	(002101-) P Clip Bracket -Coolant Heater Hose	1
22	04375	(002101-) Screw, Hex, M8 X 1.25 X 40, 8.8, FI	1
23	PP147	(002101-) Plate,Alternator Bracket Adjust	1
24	PP277	(002101-) Spacer Cooling Fan,Kubota	1
25	PP347	(002101-) Fan-Pusher 380 Mm, 3	1
26	PP196	(002101-002168) Belt, Fan Avx10 X 1	1
26	PP484	(002169-) Belt, Fan Avx10.5/11 x 0975La	1
27	GT071	(002101-) Bolt, Hex Hd - M6 x 50 (Plated)	4
28	GW003	(002101-) Washer-Spring-1/4'	4
29	GT339	(002130-) Screw,Button Hd Hex Skt -M6 x 35 A4 St.S	1
30	GW087	(002130-) Washer - M6 Form C -St.St,A2	2
31	GN046	(002130-) Nut, Nyloc Thin - M6 Zinc Plated Zinc PI	1
32	PJ001	(002101-002129) Kit For New Alternator/Air Intake Brkt A	1
EK011 33	ES617	(002169-) Alternator, 90 Amp	1
34	03193	(002169-) Screw, Hex, M10 X 1.50 X 90, 8.8	1
35	32492	(002169-) Washer, Flat, 0.38, Std	4
36	41430	(002169-) Nut, Hex, Lock, M10 X 1.5, NI	1
37 36	AC059	(002101-) Lower Water Pipe Weldment	1

Fig. 3 - Air Conditioning Rear Cab Group

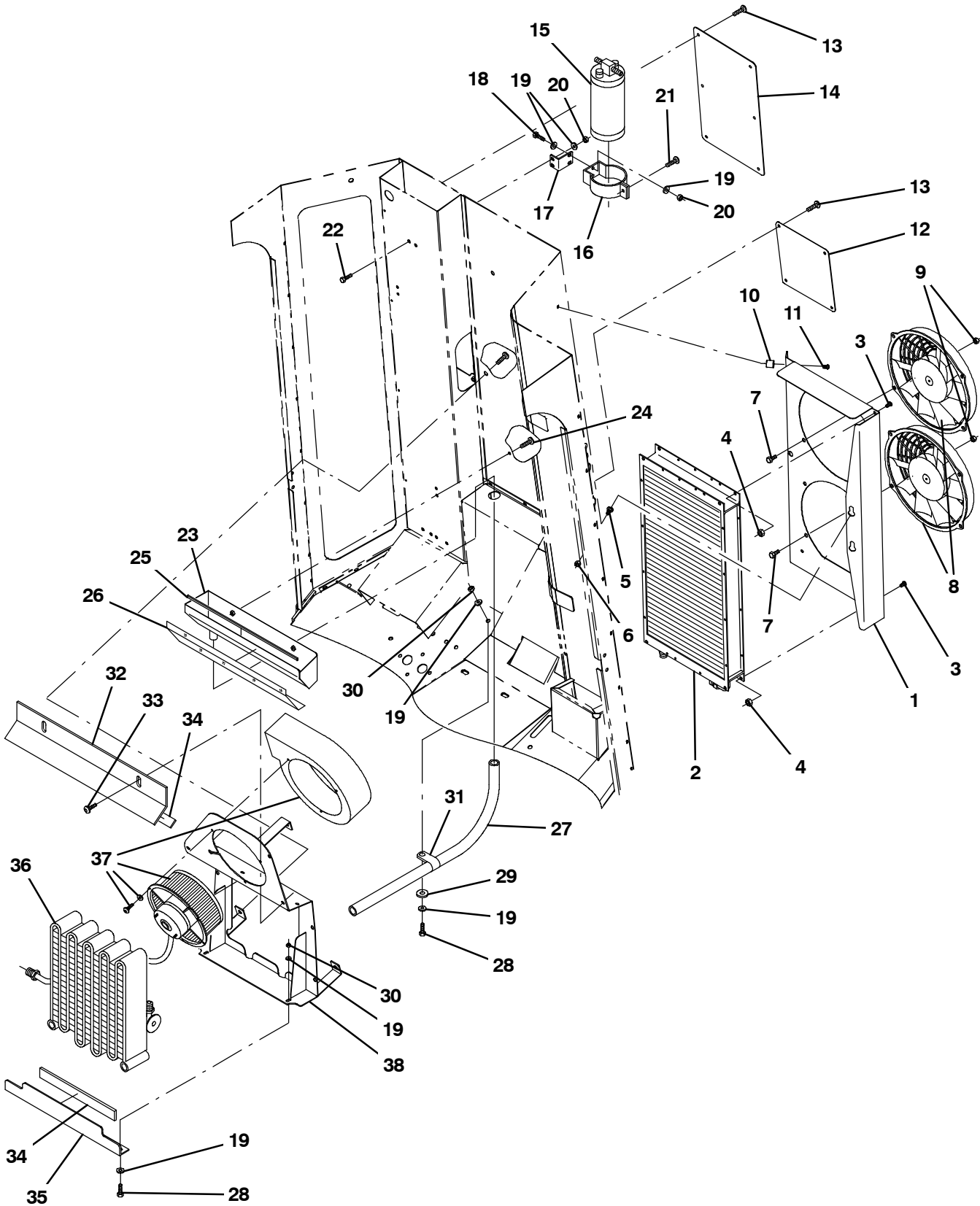


Fig. 3 - Air Conditioning Rear Cab Group

Ref.	Part No.	Serial Number	Description	Qty.
1	AC129	(002101-) Mounting, Condensor - Formed	1
2	AC019	(002101-) Condenser Coil	1
3	GT111	(002101-) M6 X 20 Button Head Socket Scr	4
4	GN046	(002101-) M6 Nut Nylon/Ins T G.8 Zc	4
5	MC707	(002101-) Lock Pin - Low Level A/C	1
6	08712	(002101-) Nut, Hex, Lock, M6 X 1.00, NI, Ss	1
7	GT050	(002101-) M8 X 16 Button Head Socket Scr	8
8	AC021	(002101-) Condenser Fan	2
9	GN043	(002101-) Nut - Shallow Nyloc - M8 - Stainless Steel (A2-70	8
10	GB097	(002101-) Boss, 16mm Dia X M6	2
11	GT413	(002101-) Button Head Skt-M6x8mm-St/St A2	2
12	MC680	(002101-) Cover Plate - Cab Back	1
13	GT378	(002101-) Screw,Button Hd Skt -M5 X 10 St.St	10
14	MC434	(002101-) Plate, Cover - Cab Rear	1
15	AC032	(002101-) Receiver - Drier 2.5 - Air Con	1
16	AC033	(002101-) Bracket, Receiver - Drier - Air Con	1
17	AC087	(002101-) Plate, Reciever/Dryer Support Bracket	1
18	09744	(002101-) Screw, Hex, M6 X 1.00 X 12, Ss	2
19	19066	(002101-) Washer, Flat, 10	10
20	07785	(002101-) Nut, Hex, Std, M6 X 1.00, Ss	4
21	GT329	(002101-) Screw,Button Hd Hex Skt-M6 X 25	1
22	GT320	(002101-) St St Button Hd Screw, M6 X 12 Long	2
23	AC076	(002101-) Drip Tray Weldment	1
24	GT194	(002101-) M5 X 12 Button Head Screw	2
25		(002101-)	2
26	MC425	(002101-) Carpet Profile,Rh Top Cab	1
27	30389	(002101-) Hose, Heater, 0.62id, 053.0l	1
28	06942	(002101-) Screw, Hex, M6 X 1.00 X 16, 8.8	3
29	16085	(002101-) Vr, Seal Kit, Relief, Hyd Valve [Gresen]	1
30	08708	(002101-) Nut, Hex, Lock, M6 X 1.00, NI	3
31	58366	(002101-) Clamp, Cable, Stl, 1.25D X 1.00W, 1Hole	1
32	AC054	(002101-) Evaporator Mounting	1
33	GT112	(002101-) M5 X 16 Button Head Socket Scr	2
34	C410114	(002101-) Seal, Rbr, Open, 0.19, 0.75w, Adh, Bulk	2
35	AC052	(002101-) Plate,Evaporator Mounting Angle Brk	1
36	AC020	(002101-) Evaporator Coil	1
37	AC021	(002101-) Condenser Fan	4
38	AC017	(002101-) Bracket- Evaporator Weldment	2

Fig. 4 - Air Conditioning Hoses Group

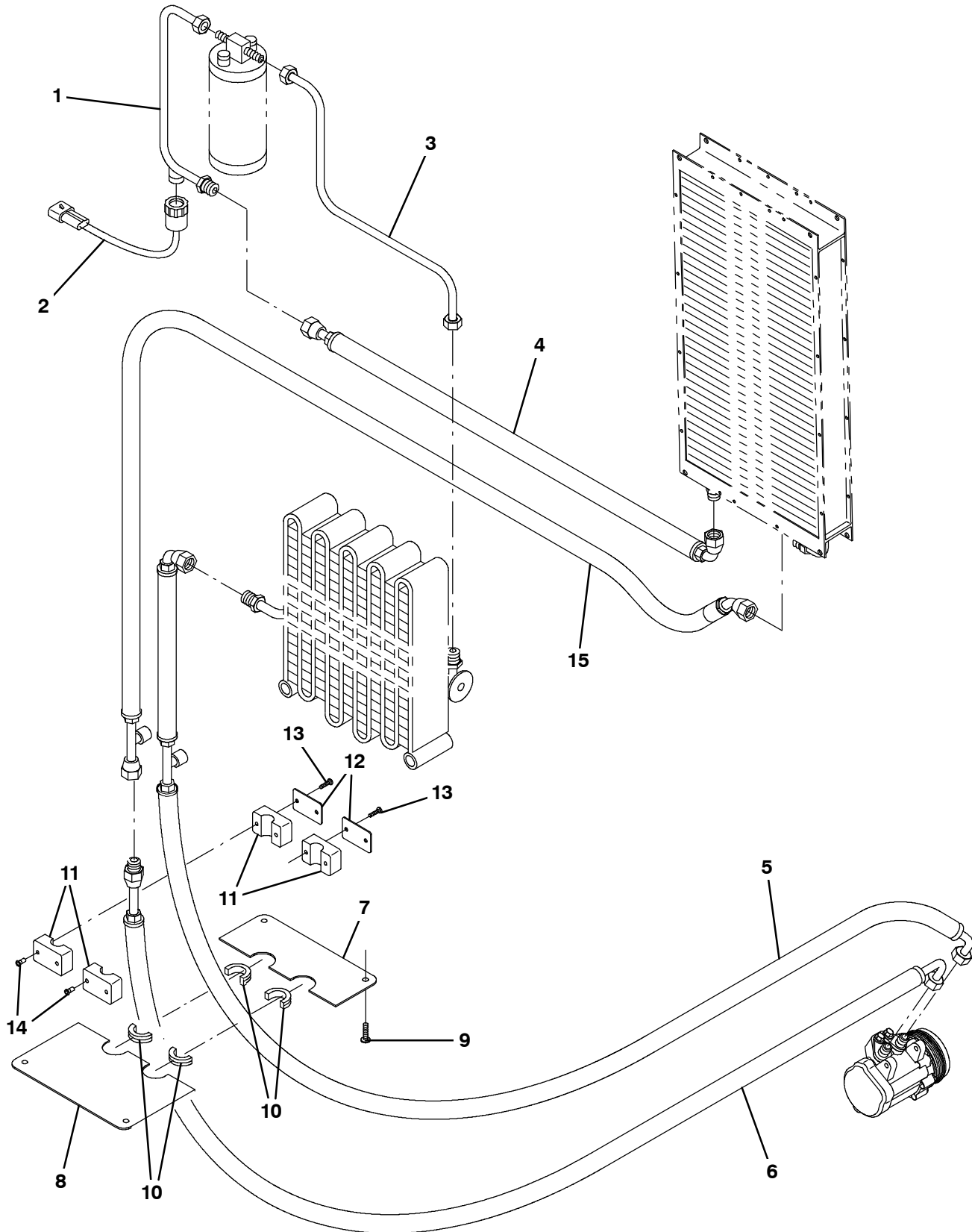


Fig. 4 - Air Conditioning Hoses Group

Ref.	Part No.	Serial Number	Description	Qty.
1	AC126	(002101-) Pipe-Condensor To Drier	1
2	AC127	(002101-) Trinary Switch Assembly	1
3	AC044	(002101-) Pipe, Assy #6 - Reveiver/Dryer to Evaporator	1
4	AC136	(002101-) Hose-Low Pressure Condenser To Drier	1
5	AC137	(002101-) Hose-Low Press.From Evap To Compressor	1
6	AC134	(002101-) Hose-High Press-Compressor To Cab	1
7	MC681	(002101-) Cover Plate Top - Cab Floor Aircon	1
8	MC682	(002101-) Cover Plate Bottom - Cab Floor Aircon	1
9	GT378	(002101-) Screw,Button Hd Skt -M5 X 10 St.St	4
10	GM390	(002101-) Open Grommet -Pvc	4
11	HF192	(002101-) Clamp Body M20 Pipe - Air Con	4
12	CD437	(002101-) Plate - Pipe Clamp	2
13	GT305	(002101-) M5 X 35 Skt Btn 10.9 Zc	4
14	GN009	(002101-) Nut - M5	4
15	AC135	(002101-) Hose-High Press-Cab To Condensor 1.3M	1

Fig. 5 - Air Conditioning Cab Top Group

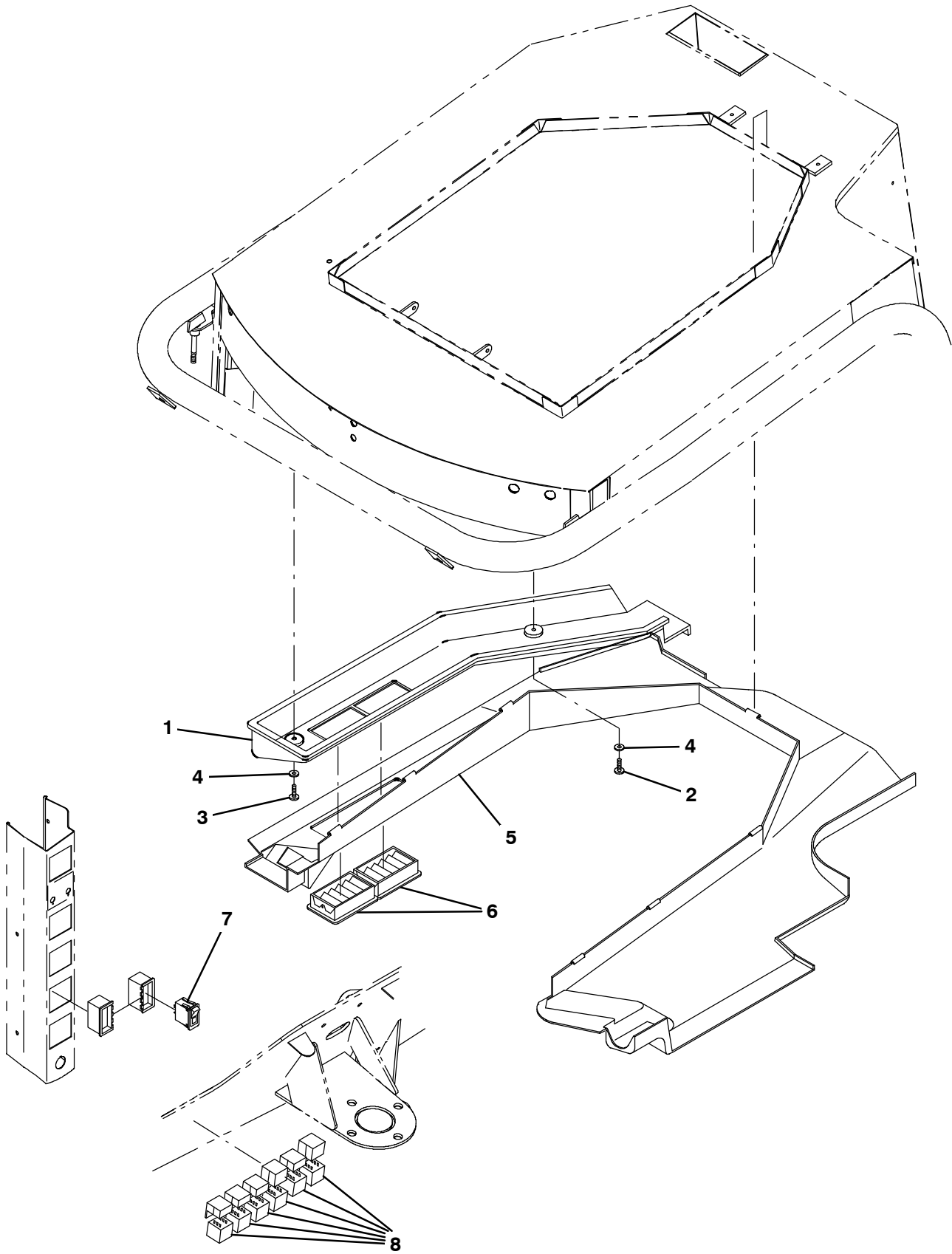


Fig. 5 - Air Conditioning Cab Top Group

Ref.	Part No.	Serial Number	Description	Qty.
1	CP225	(002101-) Moulding,A/C Duct -Cab Rear Headliner 6	1
2	GT228	(002101-) M6 X 45 Skt Btn 10.9 Zc	1
3	GT027	(002101-) M6 X 20 Hex Screw	1
4	GW031	(002101-) M6 Washer Form C Zc Bs 4320	2
5	CP251	(002101-) Cab Roof Liner 600 Air Con	1
6	MC341	(002101-) Vent-Rectangular 525	2
7	ES531	(002101-) Switch Assembly, Off/On, (Double Pole Double Throw)	1
8	ES180	(002101-) Relay, Automotive - 12V, 35/40A, Spco	6

Fig. 6 - Pressure Washer Water Pump Group (002101 - 002218)

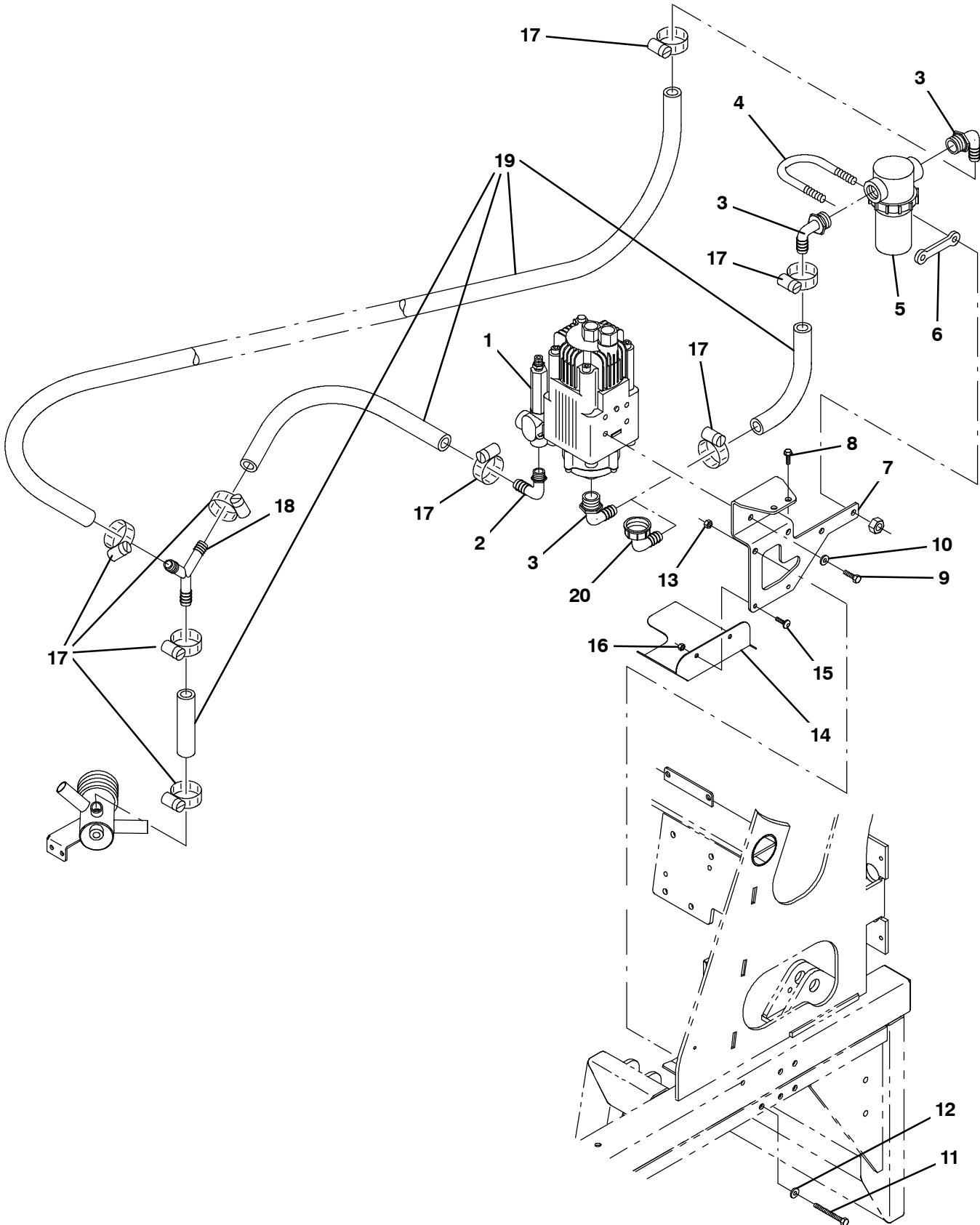


Fig. 6 - Pressure Washer Water Pump Group (002101- 002218)

Ref.	Part No.	Serial Number	Description	Qty.
1	WP268	(002101-002208)	Pump, Hydraulic Drive, Pressure Washer	1
1	WP212	(002209-002218)	Pump-Axial Piston C/W Integral Motor Wit	1
2	WP240	(002101-002218)	Elbow,Nylon 90 Deg	1
3	73468	(002101-002208)	Fitting, Plstc, E90, Bm10/Pm12	3
4	PP171	(002101-002218)	Exhaust Clamp - 60mm	1
5	WP180	(002101-002218)	Filter, Medium Profile - 3/4f - 80 Mesh	1
6	CD457	(002101-002218)	Spacer - Filter Assy	1
7	CD300	(002101-002218)	Bracket, Mounting, Pressure Washer	1
8	76099	(002101-002218)	SCREW, HEX, M8 X 1.25 X 25, FMG	2
9	GT301	(002101-002218)	Screw, Hex Hd Set - M8 x 16 - St.St. A4	2
10	763041	(002101-002218)	Washer, Flat, Belleville, M8	2
11	GT377	(002101-002218)	M8 X 75 St/St Bolt A4-70	2
12	01685	(002101-002218)	Washer, Flat, 0.38b 0.88d .08, Ss	2
13	08713	(002101-002218)	Nut, Hex, Lock, M8 X 1.25, NI, Ss	2
14	CD298	(002101-002218)	Plate, Deflector, Pressure Washer	1
15	GT327	(002101-002218)	Screw,Button Hd Hex Skt-M6 X 16	2
16	08708	(002101-002218)	Nut, Hex, Lock, M6 X 1.00, NI	2
17	86824	(002101-002218)	Clamp, Hose, Wormdrive, 0.50-1.06d, .50w	8
18	WP259	(002101-002218)	Y-Piece Equal Hose Barb 16mm Plastic	1
19	1016561	(002101-002218)	Hose, Afmkt, Rbr, Heater, 0.62id, 08ft	1
20	WP244	(002209-002218)	Tail Assy, 90 Degree Plastic	1

Fig. 7 - Pressure Washer Water Pump Group (002219-)

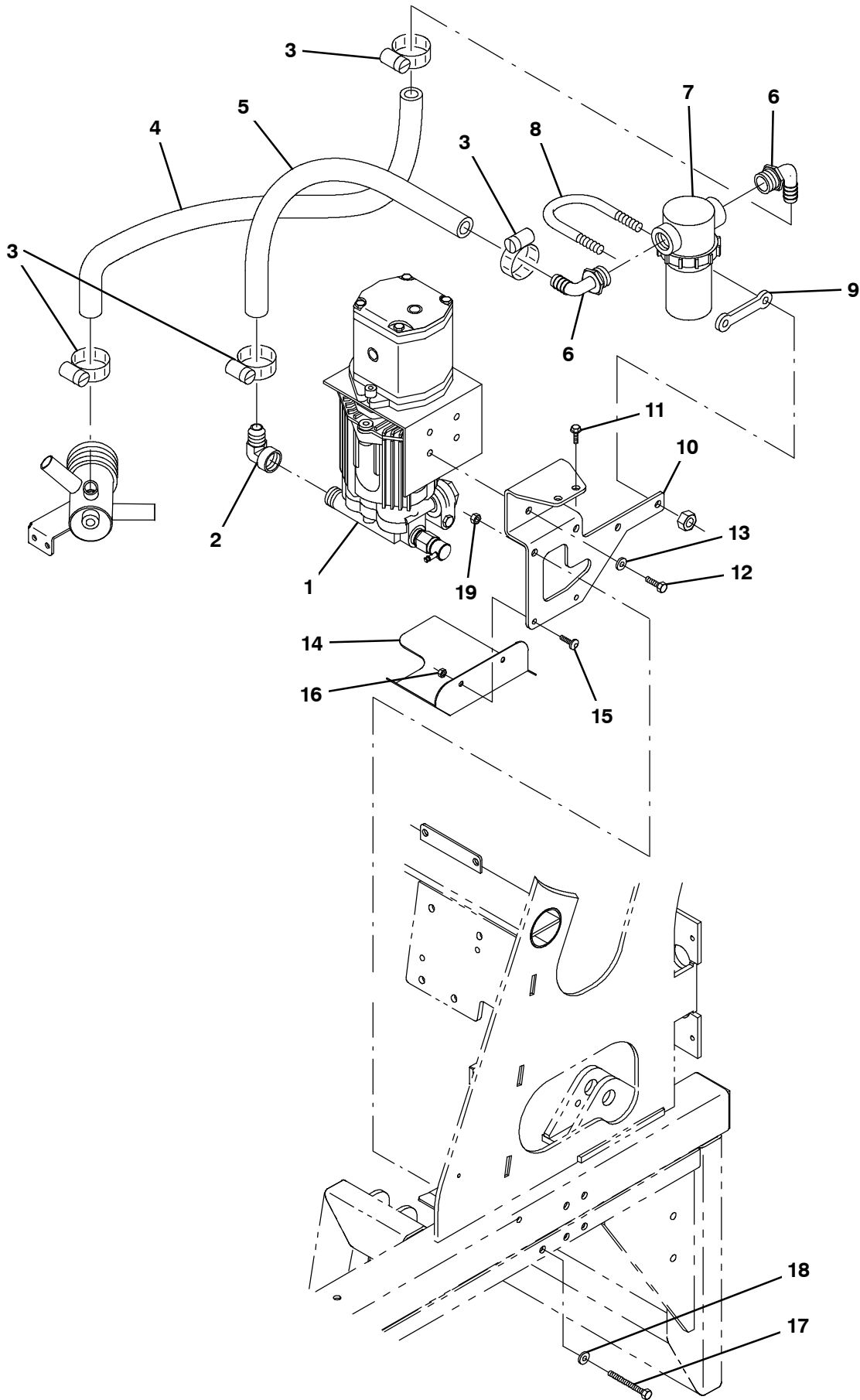


Fig. 6 - Pressure Washer Water Pump Group (002219-)

Ref.	Part No.	Serial Number	Description	Qty.
1	WP287	(002219-) 636 - Pressure Wash Pump	1
2	HF301	(002219-) Fitting, Elbow, Bm08/Pf08	1
3	86824	(002219-) Clamp, Hose, Wormdrive, 0.50-1.06d, .50w	4
4	57912	(002219-) Hose, Heater, E90, 0.62id, 60.0 4.0	1
5	HJ568	(002219-) Hose, Heater, .50ID	1
6	73468	(002219-) Fitting, Plstc, E90, Bm10/Pm12	2
7	WP180	(002219-) Filter, Medium Profile - 3/4f - 80 Mesh	1
8	PP171	(002219-) Exhaust Clamp - 60mm	1
9	CD457	(002219-) Spacer - Filter Assy	1
10	CD300	(002219-) Bracket, Mounting, Pressure Washer	1
11	76099	(002219-) Screw, Hex, M8 X 1.25 X 25, Fmg	2
12	GT301	(002219-) Screw, Hex Hd Set - M8 X 16 -A4 Gd70 St.	2
13	763041	(002219-) Washer, Flat, Belleville, M8	2
14	CD298	(002219-) Plate, Deflector, Pressure Washer	1
15	GT327	(002219-) Screw,Button Hd Hex Skt-M6 X 16	2
16	08708	(002219-) Nut, Hex, Lock, M6 X 1.00, NI	2
17	GT377	(002219-) Bolt, Hex Hd -M8 X 75 St.St A4	2
18	01685	(002219-) Washer, Flat, 0.38b 0.88d .08, Ss	2
19	08713	(002219-) Nut, Hex, Lock, M8 X 1.25, NI, Ss	2

Fig. 8 - Pressure Washer Hydraulic Valve Group

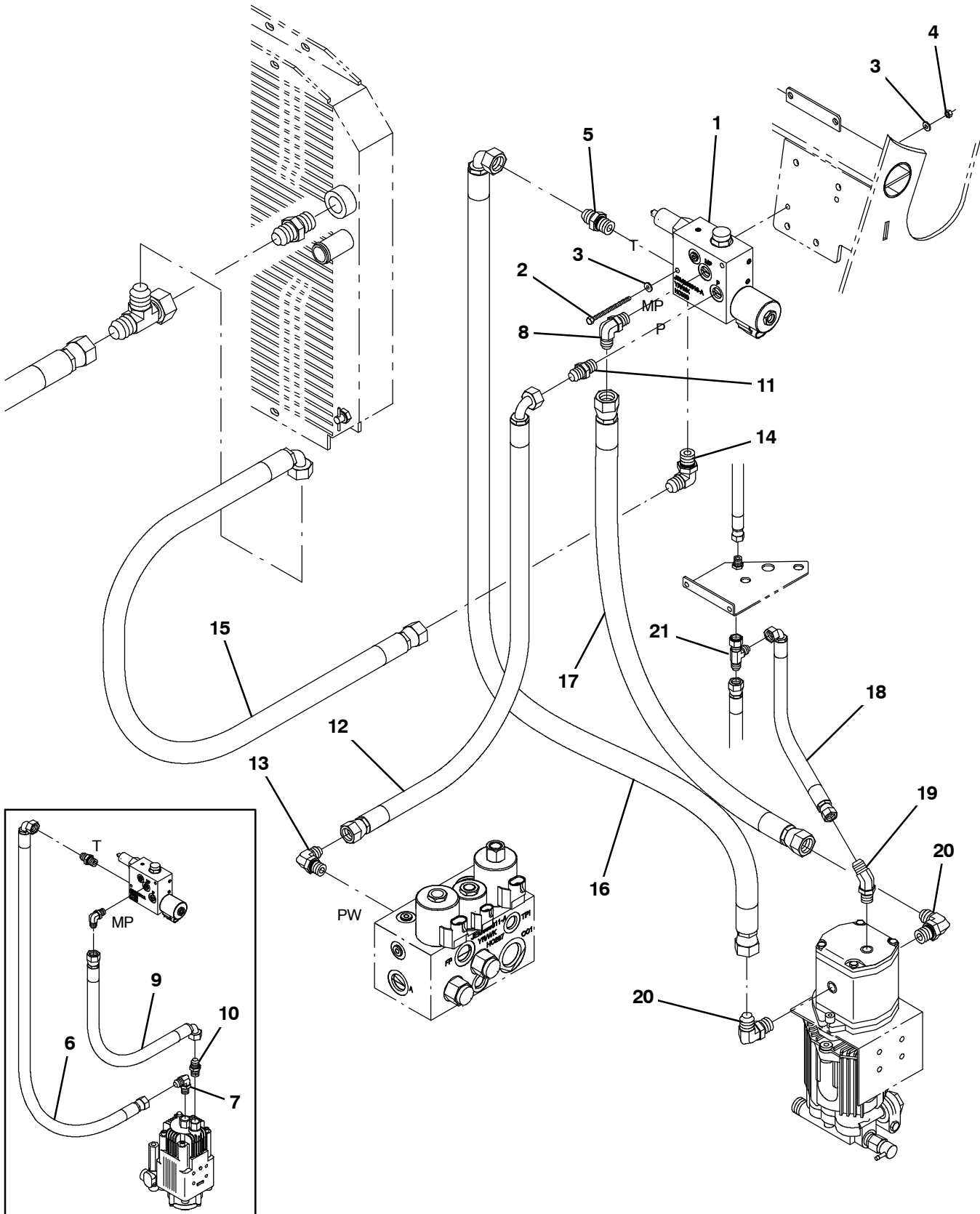


Fig. 8 - Pressure Washer Hydraulic Valve Group

Ref.	Part No.	Serial Number	Description	Qty.
1	HC209	(002101-) Manifold Assy (See Breakdown)	1
2	09771	(002101-) Screw, Hex, M6 X 1.00 X 70, Ss	2
3	GW031	(002101-) M6 Washer Form C Zc Bs 4320	4
4	GN011	(002101-) Nut, Nyloc - M6	2
5	HF253	(002101-) Straight Thread Connector Orfs/ Sae-Orb	1
6	HJ441	(002101-002218) Hose Assy [451tcj9jc88816.5]	1
7	HF262	(002101-002218) Male Elbow-Bspp Orfs / Bspp-Orr 1/2-1/2-	1
8	HF239	(002101-) Straight Thread Elbow Orfs / Sae-Orb 3/8	1
9	HJ440	(002101-002218) Hose Assy [451tcjc96869.5]	1
10	HF263	(002101-002218) Male Connector -Bspp Orfc / Bspp-Ed 1/2-	1
11	HF240	(002101-) Straight Thread Connector Orfs/ Sae-Orb	1
12	HJ439	(002101-) Hose Assy [451tcjc966666]	1
13	HF250	(002101-) Straight Thread Elbow Orfs / Sae-Orb 3/8	1
14	HF252	(002101-) Elbow,Str,OrfS/Sae-Orb 1/2-3/4-16	1
15	HJ479	(002101-) Hose, 19.0L	1
16	HJ565	(002219-) Hose Assy [451Tcjc88816.0]	1
17	HJ564	(002219-) Hose Assy [451Tcjc86619.5]	1
18	HJ567	(002219-) Hose Assy [451Tcj9Jc44410.5]	1
19	HF300	(002219-) Fitting, Hyd, E45 [4-4Volmo]	1
20	HF262	(002219-) Elbow, Mal,Bspp Prfs/Bspp-Orr 1/2-1/2-14	2
21	HF243	(002219-) Fitting, Bh, Run Tee, Orfs 3/8	1

Fig. 9 - Pressure Washer Reel and Hose Group

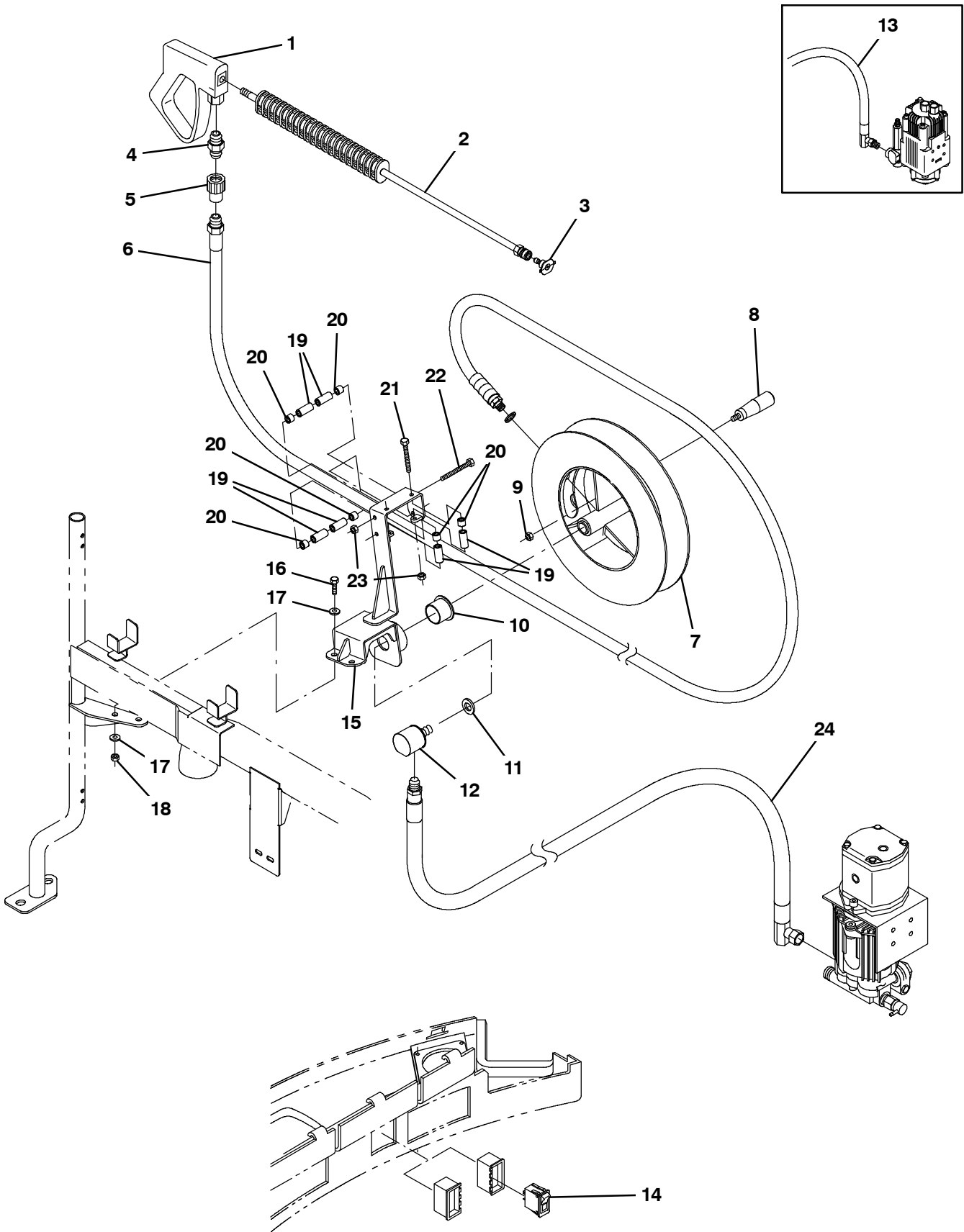




Fig. 9 - Pressure Washer Reel and Hose Group

Ref.	Part No.	Serial Number	Description	Qty.
▽	WA364	(002101-) Spray Gun Assy, 3000 Psi	1
▲	1 WA365	(002101-) Spray Gun 3000Psi	1
▲	2 WA366	(002101-) Insulated Lance 24" With Q. Coupler	1
▲	3 WA417	(002101-) Nozzle, Press, Var, 3000Psi, 5.5Gpm	1
▲	4 WA368	(002101-) M22 Adapter 3/8" Male	1
▲	5 HF273	(002101-) Hose Swivel Fitting	1
	6 HJ478	(002101-) Hose, Hyd 25 Ft, Hose Reel To Spray Gun	1
	7 WA184	(002101-) Hose Reel Wldt	1
	8 GG281	(002101-) Handle, Revolving - 5	1
	9 08713	(002101-) Nut, Hex, Lock, M8 X 1.25, NI, Ss	1
	10 GB092	(002101-) Bush, Igus Flanged Bush-G Type	1
	11 763085	(002101-) Washer, Flat, 0.56b	2
	12 HF272	(002101-) Swivel Fitting, 3000 Psi, Hose Reel	1
	13 HJ477	(002101-002218) Hose, Hyd Press Washer Pump To Hose Reel	1
	14 ES526	(002101-) Switch Assembly, On/Off (Single Pole)	1
	15 CD036	(002101-) Mounting Bracket, Wldt	1
	16 09740	(002101-) Screw, Hex, M8 X 1.25 X 20, Ss	2
	17 01685	(002101-) Washer, Flat, 0.38b 0.88d .08, Ss	4
	18 08713	(002101-) Nut, Hex, Lock, M8 X 1.25, NI, Ss	2
	19 GB090	(002101-) Boss, 12od X 6id X 28l	6
	20 GB113	(002101-) Boss, 12 O/D X 6.5 I/D X 10 Long	6
	21 58979	(002101-) Screw, Hex, M6 X 1.00 X 55, FI, Ss	1
	22 GT313	(002101-) M6 X 100 St/St Bolt A4-70	1
	23 08712	(002101-) Nut, Hex, Lock, M6 X 1.00, NI, Ss	2
	24 HJ566	(002219-) Hose Assy [451Tc1B11666103]	1

Fig. 10 - Autolube Group



6

7



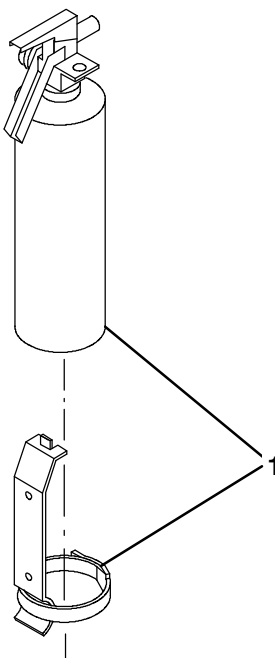


Fig. 10 - Autolube Group

Ref.	Part No.	Serial Number	Description	Qty.
1	AL003	(002101-) Connector, Straight - 4mm Push In - M6 X	8
2	AL004	(002101-) Connector, 90 Deg Elbow - 4mm Push In - M6	20
3	AL005	(002101-) Connector,90 Deg Elbow - 4mm Push In x	4
4	AL014	(002101-) Blanking Plug	8
5	AL015	(002101-) Straight Connector M6 X 5/6 Unf	4
6	AL016	(002101-) Injector, 0.015cc stroke output	30
7	AL019	(002101-) Tube Connector, 4mm to 4mm	1
8	AL020	(002101-) Spiral Binding (8mm ID, 3-4 lines) (approx. 5 meters)	1
9	AL013	(002101-) Auto Lub Pump	1
10	ES180	(002101-) Relay, Automotive -	1
11	ES339	(002101-) Base, Relay	1
	AL006	(002101-) Tube, 4mm OD (50 meter coil), Grease Filled	2
	AL017	(002101-) Central Grease - 5kg Container	2
	AL021	(002101-) Cable Tie	50
	GM550	(002101-) AutoLube Identity Number Sleeve "0"	2
	GM551	(002101-) AutoLube Identity Number Sleeve "1"	12
	GM552	(002101-) AutoLube Identity Number Sleeve "2"	11
	GM553	(002101-) AutoLube Identity Number Sleeve "3"	3
	GM554	(002101-) AutoLube Identity Number Sleeve "4"	3
	GM555	(002101-) AutoLube Identity Number Sleeve "5"	3
	GM556	(002101-) AutoLube Identity Number Sleeve "6"	3
	GM557	(002101-) AutoLube Identity Number Sleeve "7"	3
	GM558	(002101-) AutoLube Identity Number Sleeve "8"	3
	GM559	(002101-) AutoLube Identity Number Sleeve "9"	2

Fig. 11 - Fire Extinguisher Group



354889

Ref.	Part No.	Serial Number	Description	Qty.
1	25312	(002101-) Extinguisher, Fire, 2.5 Lb Dry	1

Fig. 12 - Documentation Group

Ref.	Part No.	Serial Number	Description	Qty.
	9006292	(002101-) Manual, Parts [636, Na/Intl, Green Mach]	1
	9006280	(002101-) Manual, Oprtr [636, En, Na, Green Mach]	1
	9006281	(002101-) Manual, Oprtr [636, Es, Na, Green Mach]	1
	9006291	(002101-) Manual, Oprtr [636, Fr, Na, Green Mach]	1
	YM057	(002101-) Workshop Manual - 636	1
	9006569	(002101-) Video, Oprtr, Dvd [636]	1

SECTION 4

Contents	Page
Fig. 1 - Hydraulic Reservoir Breakdown, HT119 .	4-2
Fig. 2 - Hydraulic Valve Breakdown, HC206	4-4
Fig. 3 - Hydraulic Valve Breakdown, HC207	4-6
Fig. 4 - Hydraulic Valve Breakdown, HC208	4-8
Fig. 5 - Hydraulic Valve Breakdown, HC209 . . .	4-10
Fig. 6 - Hydraulic Valve Breakdown, HC210 . . .	4-12

Fig. 1 - Hydraulic Reservoir Breakdown, HT119

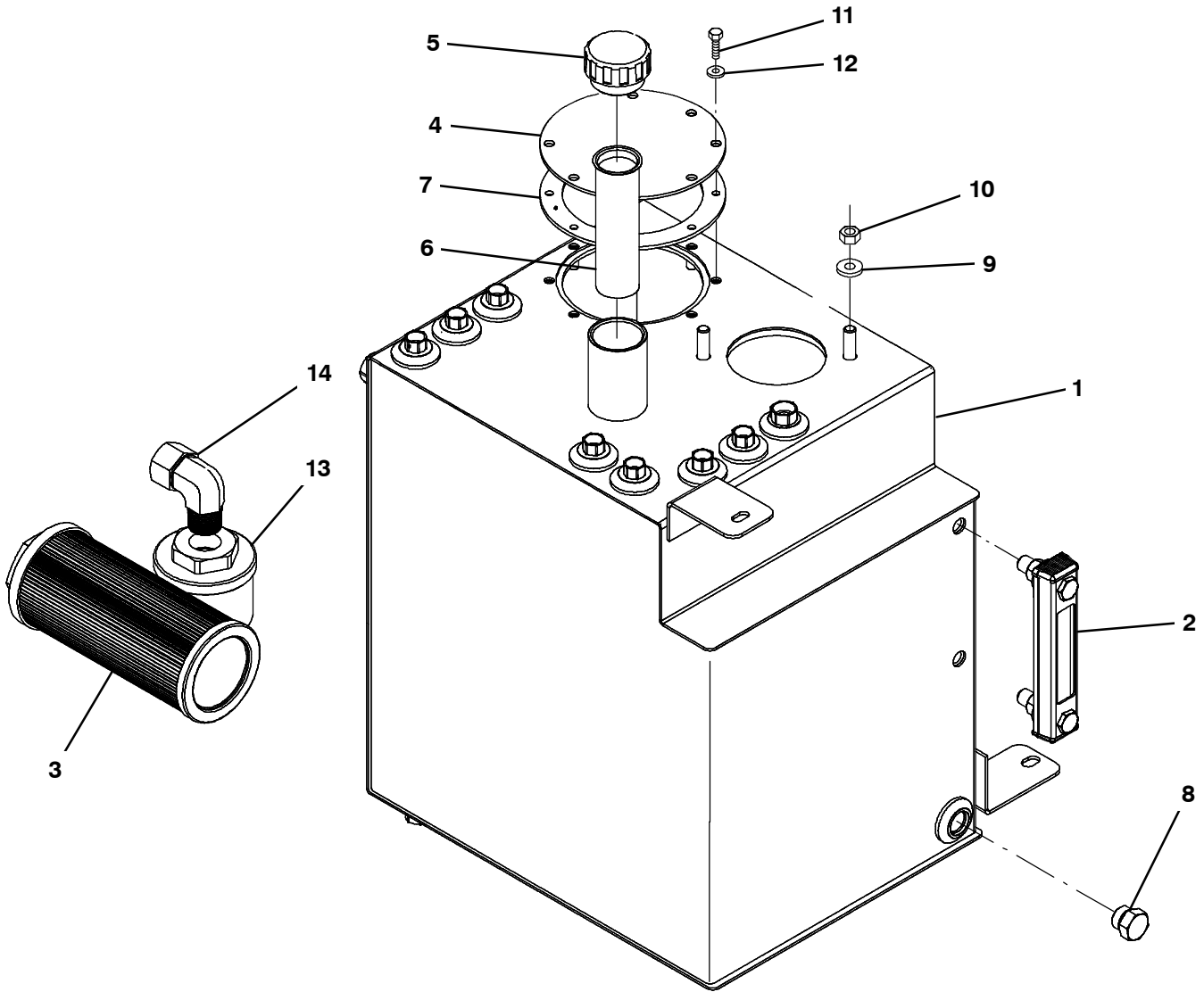


Fig. 1 - Hydraulic Reservoir, HT119

	Ref.	Part No.	Serial Number	Description	Qty.
▽		HT119	(002101-) Tank Assy, Hyd Oil [W/ USA/Sae Adaptors]	1
▲	1	HT118	(002101-) Hydraulic Reservoir Weldment	1
▲	2	HC156	(002101-) Sight Gauge, 5" w/Thermometer, 1/2"	1
▲	3	HC227	(002101-) Strainer, 1-1/2"-11NPT, 100Mesh, NoBy-Pass	1
▲	4	HT105	(002101-) Cover	1
▲	5	HT121	(002101-) Cap, Fill, G 1-1/4	1
▲	6	HT088	(002101-) Basket, Strainer	1
▲	7	HT050	(002101-) Gasket	1
▲	8	HF279	(002101-) Plug, Ext Hex, SAE -08	1
▲	9	GW115	(002101-) Washer, 3/8" SAE	2
▲	10	GN108	(002101-) Nut, 3/8-16UNC-2B, ZP	2
▲	11	GT418	(002101-) Bolt, 1/4-20 x 3/4 LG, ZP	8
▲	12	GN109	(002101-) Washer, Nylon, 1/4"	8
▲	13	HC228	(002101-) Strainer, Suction	1
▲	14	HF280	(002101-) Elbow, 3/4 NPT x -12 JIC	1

Fig. 2 - Hydraulic Valve Breakdown, HC206

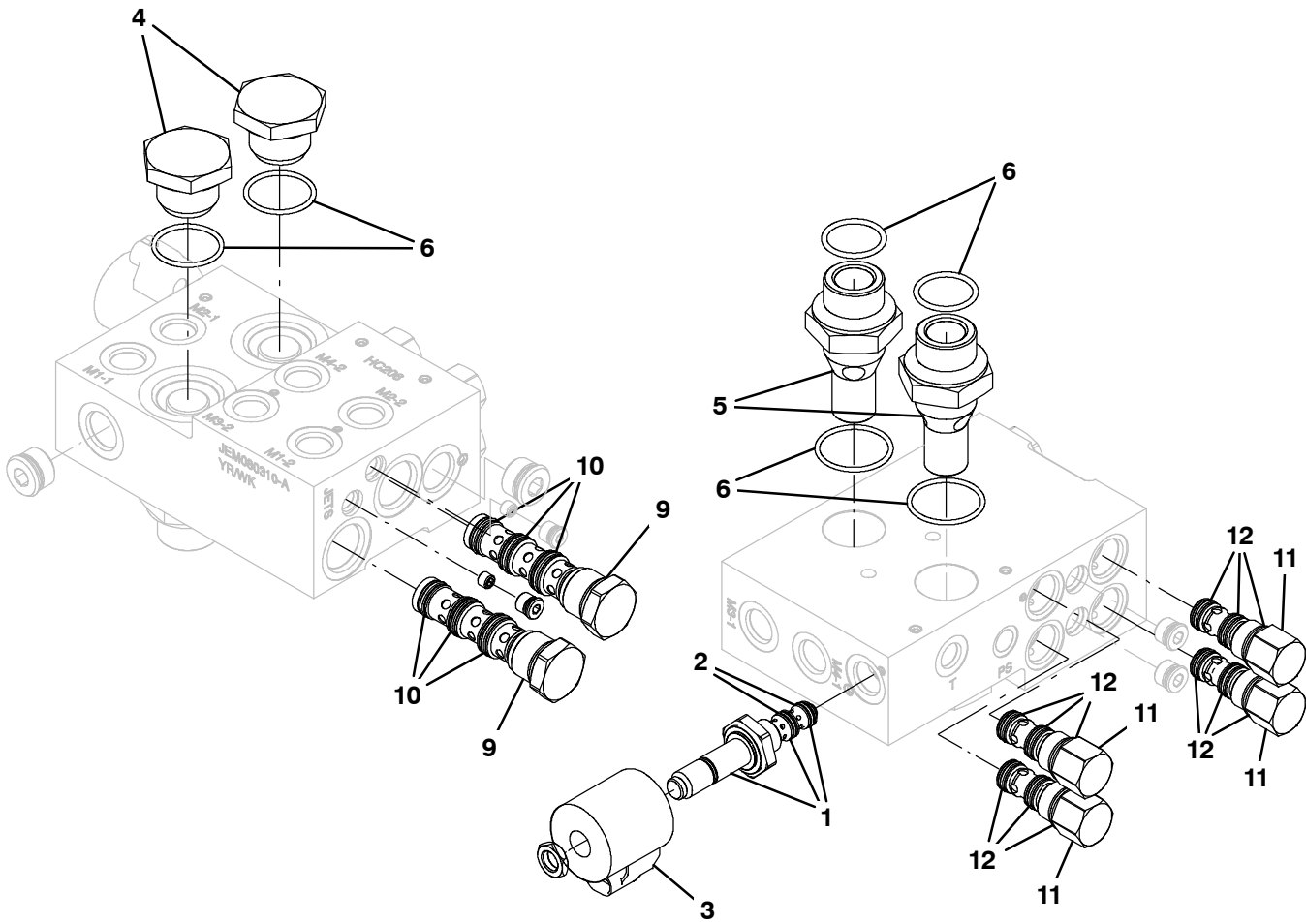


Fig. 2 - Hydraulic Valve Breakdown, HC206

	Ref.	Part No.	Serial Number	Description	Qty.
▽		HC206	(002101-) Manifold Assy	1
▲▽	1	HV182	(002101-) Valve, Spool 3 Way High Pressure	1
▲▲	2	HV198	(002101-) Seal Kit Sk8-3p-Mm	1
▲	3	HV123	(002101-) Coil-Ey- Type For Solenoid-Sv10 4300212	1
▲▽	4	HF172	(002101-) Nut - Retaining - Manifold 636	1
▲▲	5	HF171	(002101-) Mounting Stud - Manifold 636	1
▲	6	HF174	(002101-) O Ring Kit-6 Rings-Mounting Studs Manif	1
▲▽	7	HV181	(002101-)	4
▲▲	8	HV199	(002101-) Seal Kit Sk10-3p-Mm For Valve Hv181	1
▲▽	9	HV184	(002101-) Flow Divider/Combiner Fd12 Sk12-40mmt	2
▲▲	10	HV118	(002101-) Seal Kit -Flow Divider / Combiner Sk12-4	1

Fig. 3 - Hydraulic Valve Breakdown, HC207

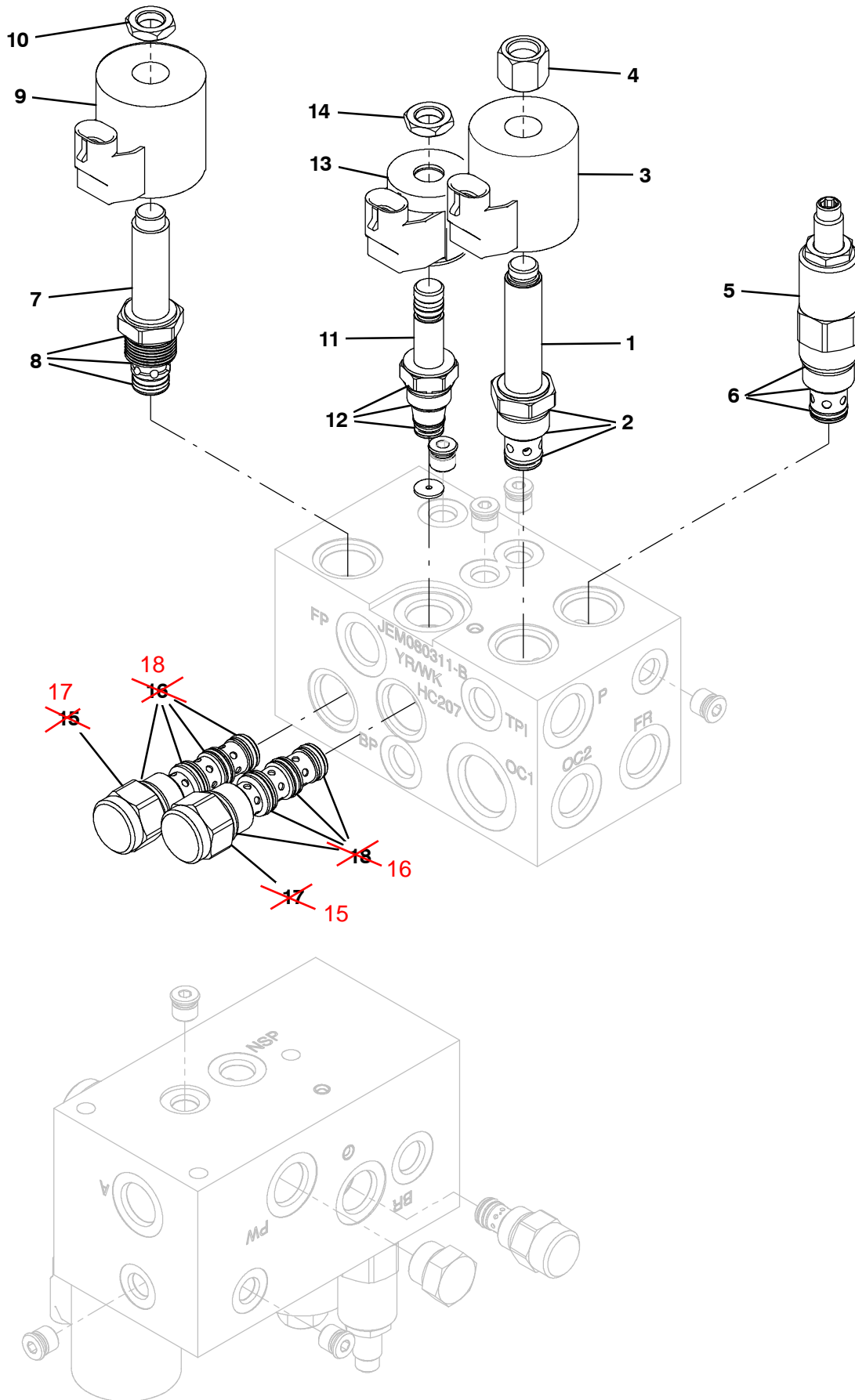


Fig. 3 - Hydraulic Valve Breakdown, HC207

	Ref.	Part No.	Serial Number	Description	Qty.
▽		HC207	(002101-) Hyd Valve Block Assembly	1
▲▽	1	HV095	(002101-) Solenoid Valve Sv10-21-0-V-00	1
▲▲	2	HV140	(002101-) Seal Kit,Valve Size 10,2 Way Type-Viton	1
▲	3	HV175	(002101-) Coil,Eyz Type -For Series 10 Sol Valves	1
▲	4	HV142	(002101-) Nut, Solenoid Coil,Series E For Sv10-21	1
▲▽	5	HV170	(002101-) Valve,D/A High Pressure Relief Valve Rv5	1
▲▲	6	HV171	(002101-) Seal Kit,Series 10, 2 Way Polyurethane T	1
▲▽	7	HV173	(002101-) Valve,Proportional Solenoid -Sp10 Opreat	1
▲▲	8	HV140	(002101-) Seal Kit,Valve Size 10,2 Way Type-Viton	1
▲▲	9	HV175	(002101-) Coil,Eyz Type -For Series 10 Sol Valves	1
▲▲	10	HV122	(002101-) E Coil Nut 4502960	1
▲▽	11	HV172	(002101-) Valve,Proportional Solenoid-Sp08 Operat	1
▲▲	12	HV045	(002101-) Seal Kit- Reverse Solenoid & Check Valve	1
▲▲	13	HV174	(002101-) Coil,Eyz Type -For Series 8 Sol Valve 4	1
▲▲	14	HV122	(002101-) E Coil Nut 4502960	1
▲▽	15	HV167	(002101-) Valve,Pressure Compensator,High Pressure	1
▲▲	16	HV169	(002101-) Seal Kit,Series 10, 4 Way Polyurethane T	1
▲▽	17	HV168	(002101-) Valve,Pressure Compensator,220 Spg Ec50-	1
▲▲	18	HV169	(002101-) Seal Kit,Series 10, 4 Way Polyurethane T	1

Fig. 4 - Hydraulic Valve Breakdown, HC208

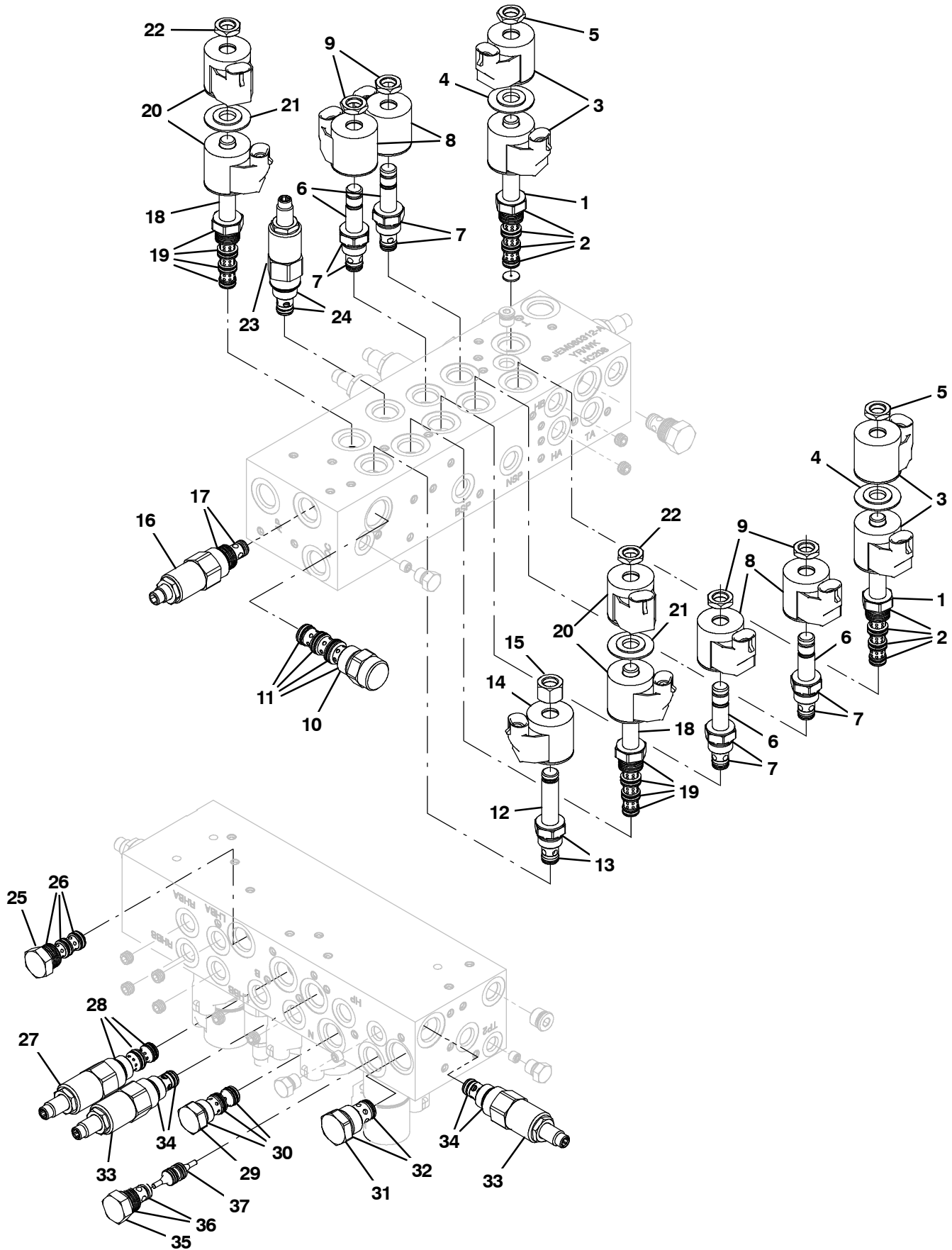


Fig. 4 - Hydraulic Valve Breakdown, HC208

Ref.	Part No.	Serial Number	Description	Qty.
▽	HC208	(002101-) Manifold Assy	1
▲▽	1 HV111	(002101-) Solenoid Valve Sv08-47d-0-N-00	2
▲▲	2 HV104	(002101-) Seal Kit,Valve Size 8,4way,Mmm	1
▲▲	3 HV174	(002101-) Coil,Eyz Type -For Series 8 Sol Valve 4	2
▲▲	4 HV125	(002101-) Coil Spacer (To Fit Twin Coil Valves)	2
▲▲	5 HV122	(002101-) E Coil Nut 4502960	2
▲▽	6 HV108	(002101-) Solenoid Valve,Blocking/Low Flow,2way,Nc	4
▲▲	7 HV051	(002101-) Seal Kit Free Wheel Valve Sko8-2v-M	1
▲▲	8 HV174	(002101-) Coil,Eyz Type -For Series 8 Sol Valve 4	4
▲▲	9 HV122	(002101-) E Coil Nut 4502960	4
▲▽	10 HV039	(002101-) Valve, Pressure Compensator Ec10-40-0-V-	1
▲▲	11 HV139	(002101-) Seal Kit,Valve Size 10, 4 Way Type-Viton	1
▲▽	12 HV102	(002101-) Solenoid Valve Sv08-21-0-V-00	1
▲▲	13 HV045	(002101-) Seal Kit- Reverse Solenoid & Check Valve	1
▲	14 HV174	(002101-) Coil,Eyz Type -For Series 8 Sol Valve 4	1
▲	15 HV124	(002101-) E Coil Nut To Fit Valve Sv08-21-0-N-00	1
▲▽	16 HV101	(002101-) Relief Valve Rv08-20a-0-V-33/ M2110(210	1
▲▲	17 HV045	(002101-) Seal Kit- Reverse Solenoid & Check Valve	1
▲▽	18 HV103	(002101-) Solenoid Valve Sv08-47c-0-N-00	1
▲▲	19 HV104	(002101-) Seal Kit,Valve Size 8,4way,Mmm	2
▲	20 HV174	(002101-) Coil,Eyz Type -For Series 8 Sol Valve 4	1
▲	21 HV125	(002101-) Coil Spacer (To Fit Twin Coil Valves)	2
▲	22 HV122	(002101-) E Coil Nut 4502960	2
▲▽	23 HV115	(002101-) Relief Valve Rv08-20a-0-N-18/M50 Spring	2
▲▲	24 HV045	(002101-) Seal Kit- Reverse Solenoid & Check Valve	1
▲▽	25 HV106	(002101-) Shuttle Valve Ls08-30-0-N	1
▲▲	26 HV107	(002101-) Seal Kit,Valve Size 8 - 3 Way,Mm Sk08-3-	1
▲▽	27 HV137	(002101-) Pressure Reducing Valve Pr08-32a-0-N-03	11
▲▲	28 HV110	(002101-) Seal Kit Pressure Reducing Valve Sk08-3-	1
▲▽	29 HV112	(002101-) P.O.Check Valve Pc08-30-0-N-25 Bias Spri	1
▲▲	30 HV113	(002101-) Seal Kit P.O. Check Valve Sk08-3-V-Tm	1
▲▽	31 HV116	(002101-) Check Valve Cv10-20-0-N-70 Bias Spring=4	1
▲▲	32 HV096	(002101-) Seal Kit Check Valve	1
▲▽	33 HV208	(002101-) Valve,Relief,Direct Acting Poppet Rv08-2	2
▲▲	34 HV045	(002101-) Seal Kit- Reverse Solenoid & Check Valve	2
▲▽	35 HV062	(002101-) Valve Check Reverse Speed Cv08-20-O-V-04	1
▲▲	36 HV045	(002101-) Seal Kit- Reverse Solenoid & Check Valve	1
▲	37 HV120	(002101-) Double Pilot Piston 7013387	1

Fig. 5 - Hydraulic Valve Breakdown, HC209

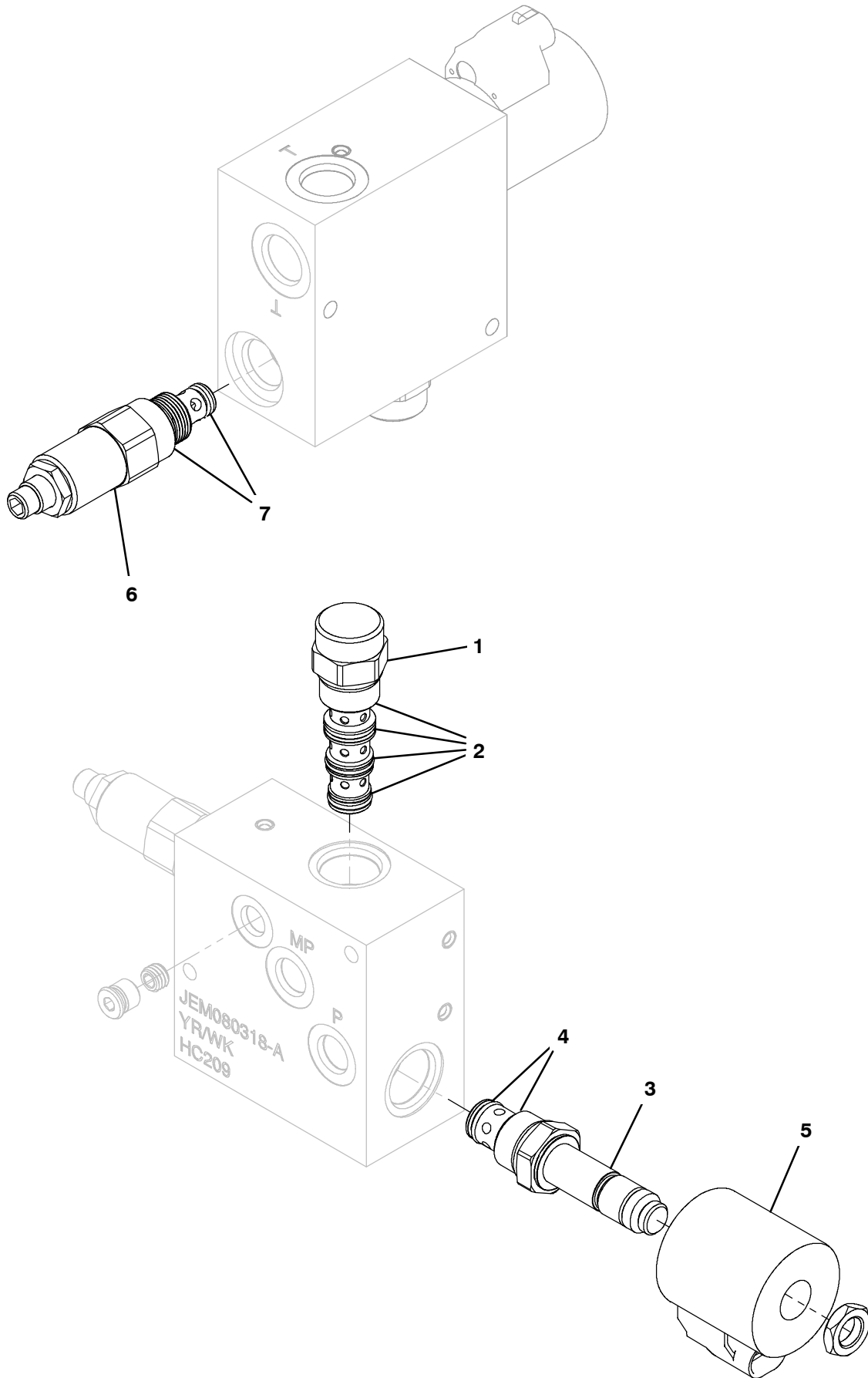


Fig. 5 - Hydraulic Valve Breakdown, HC209

	Ref.	Part No.	Serial Number	Description	Qty.
▽		HC209	(002101-) Manifold Assy	1
▲▽	1	HV167	(002101-) Valve,Pressure Compensator,High Pressure	1
▲▲	2	HV169	(002101-) Seal Kit,Series 10, 4 Way Polyurethane T	1
▲▽	3	HV095	(002101-) Solenoid Valve Sv10-21-0-V-00	1
▲▲	4	HV140	(002101-) Seal Kit,Valve Size 10,2 Way Type-Viton	1
▲	5	HV123	(002101-) Coil-Ey- Type For Solenoid-Sv10 4300212	1
▲▽	6	HV204	(002101-) Relief Valve Rv08-20a-0-V-33/M140	1
▲▲	7	HV045	(002101-) Seal Kit- Reverse Solenoid & Check Valve	1

Fig. 6 - Hydraulic Valve Breakdown, HC210

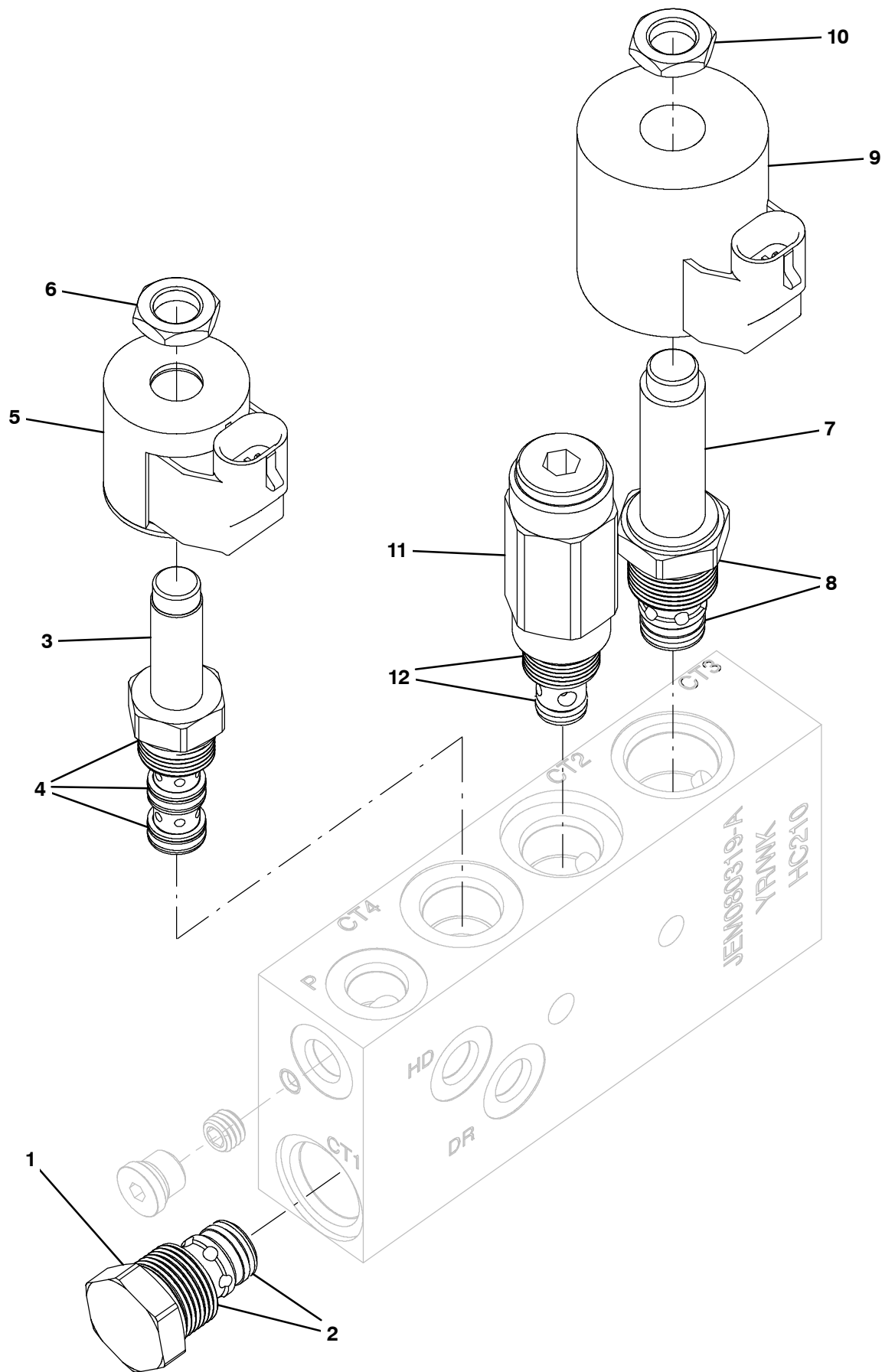


Fig. 6 - Hydraulic Valve Breakdown, HC210

	Ref.	Part No.	Serial Number	Description	Qty.
▽		HC210	(002101-) Manifold Assy	1
▲▽	1	HV193	(002101-) Checkvalve - Int.3ca80	1
▲▲	2	HV194	(002101-)	1
▲▽	3	HV190	(002101-) Valve -Solenoid - Int. S229n	1
▲▲	4	HV192	(002101-)	1
▲	5	HV191	(002101-) Coil - For Int.S229 Valve	1
▲	6	HV196	(002101-)	1
▲▽	7	HV187	(002101-) Valve - Solenoid - 2 Way Int.	1
▲▲	8	HV189	(002101-) Seal Kit - For Int. S502	1
▲	9	HV188	(002101-) Coil - Int. - For S502 Valves	1
▲	10	HV195	(002101-) Coil Nut - S502 Intergrated Valve	1
▲▽	11	HV185	(002101-) Valve- Relief - Int. 210 Bar	1
▲▲	12	HV186	(002101-)	1

SECTION 5

Contents	Page
Fig. 1 - Crankcase Group	5-2
Fig. 2 - Oil Pan Group	5-4
Fig. 3 - Cylinder Head Group	5-5
Fig. 4 - Gear Case Group	5-6
Fig. 5 - Water Pump Group	5-8
Fig. 6 - Main Bearing Case Group	5-9
Fig. 7 - Head Cover Group	5-10
Fig. 8 - Exhaust Manifold Group	5-11
Fig. 9 - Inlet Manifold Group	5-12
Fig. 10 - Valve, Rocker Arm Group	5-13
Fig. 11 - Camshaft Group	5-14
Fig. 12 - Piston and Crankshaft Group	5-16
Fig. 13 - Flywheel Group	5-18
Fig. 14 - Nozzle Holder and Glow Plug Group	5-19
Fig. 15 - Injection Pump Group	5-20
Fig. 16 - Injection Pump Breakdown	5-22
Fig. 17 - Fuel Camshaft Group	5-24
Fig. 18 - Idling Group	5-25
Fig. 19 - Speed Control Plate Group	5-26
Fig. 20 - Governor Group	5-27
Fig. 21 - Water Flange Group	5-28
Fig. 22 - Turbo Charger Group	5-29
Fig. 23 - Oil Cooler Group	5-30

Fig. 1 - Crankcase Group

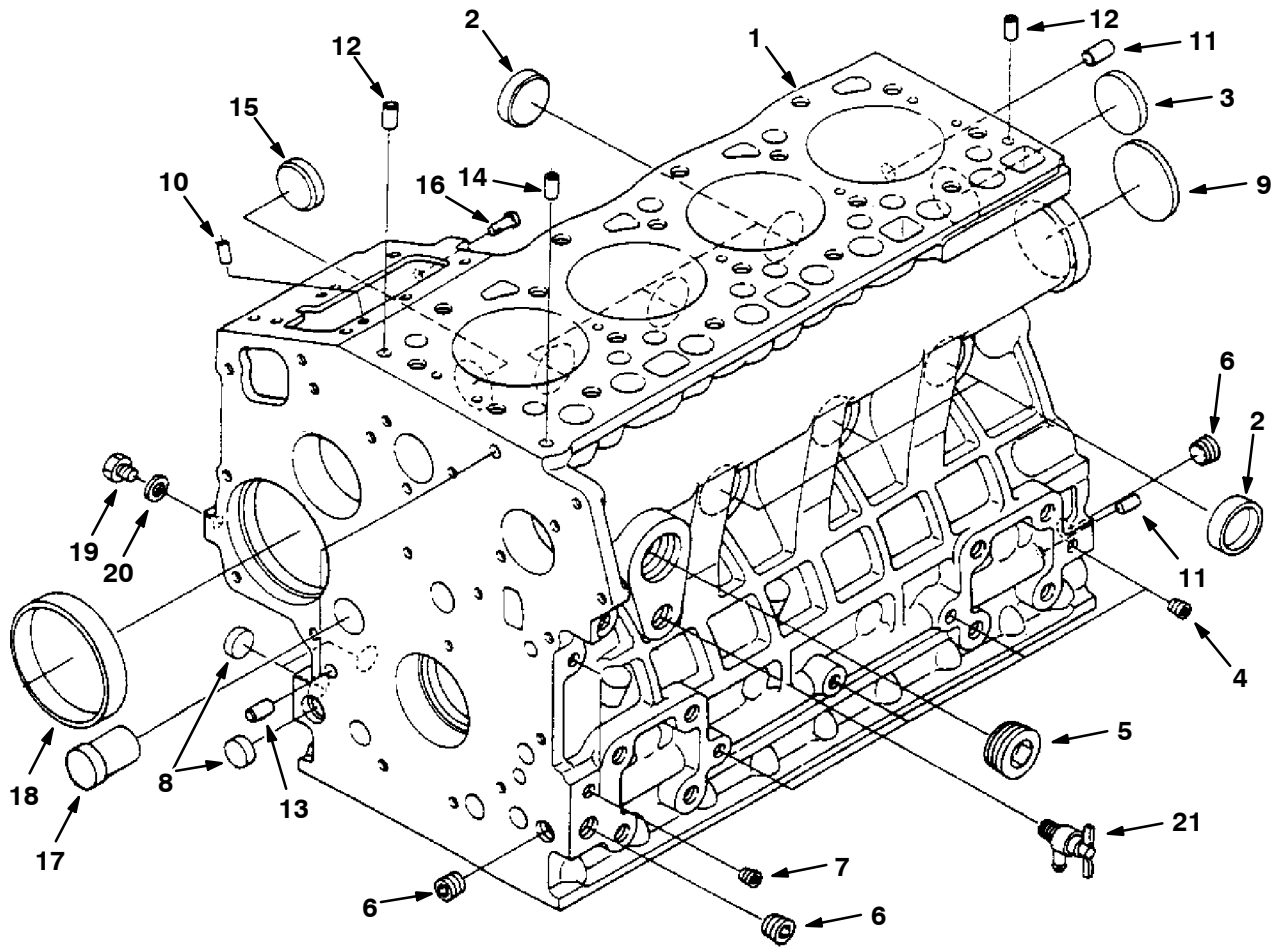
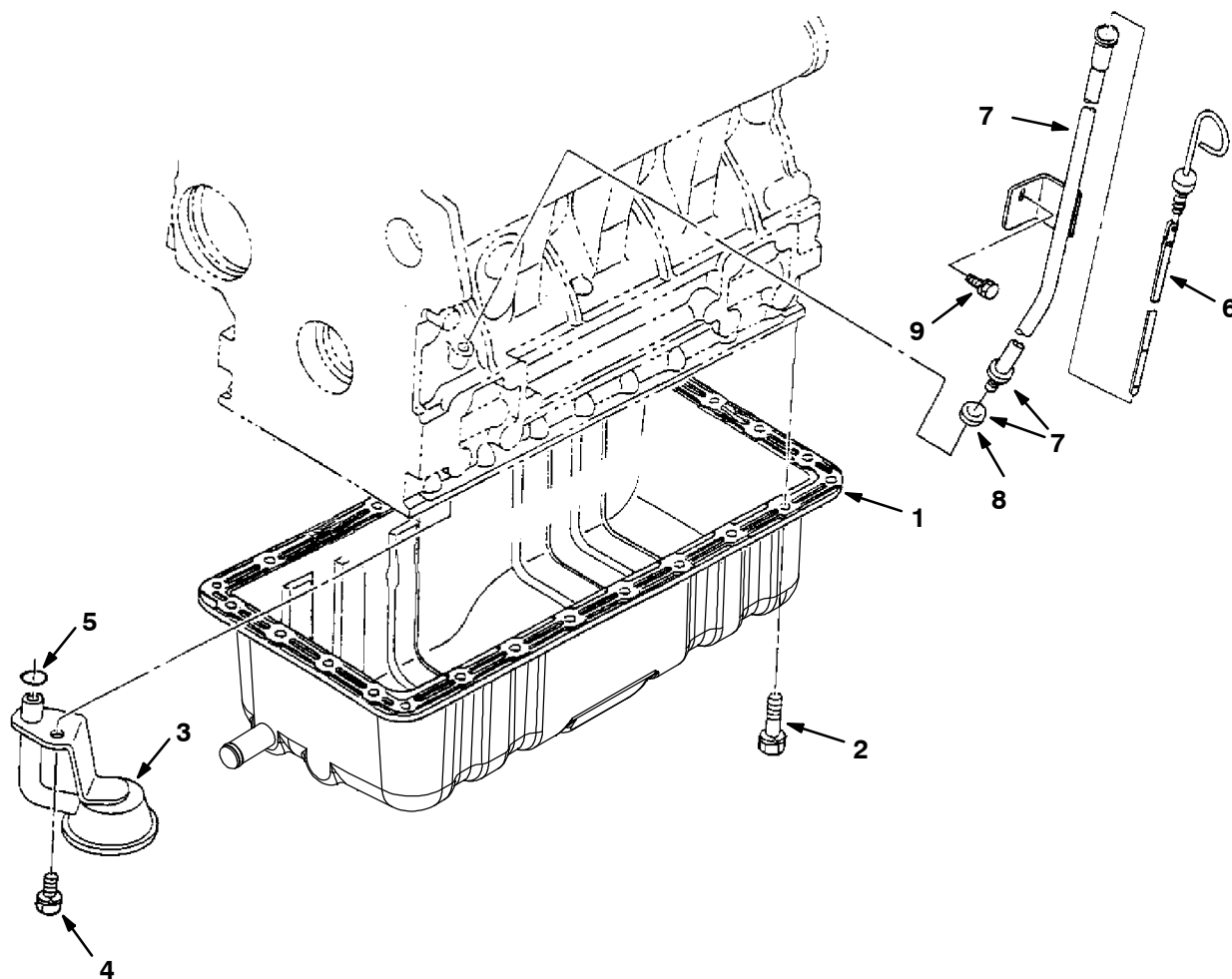


Fig. 1 - Crankcase Group

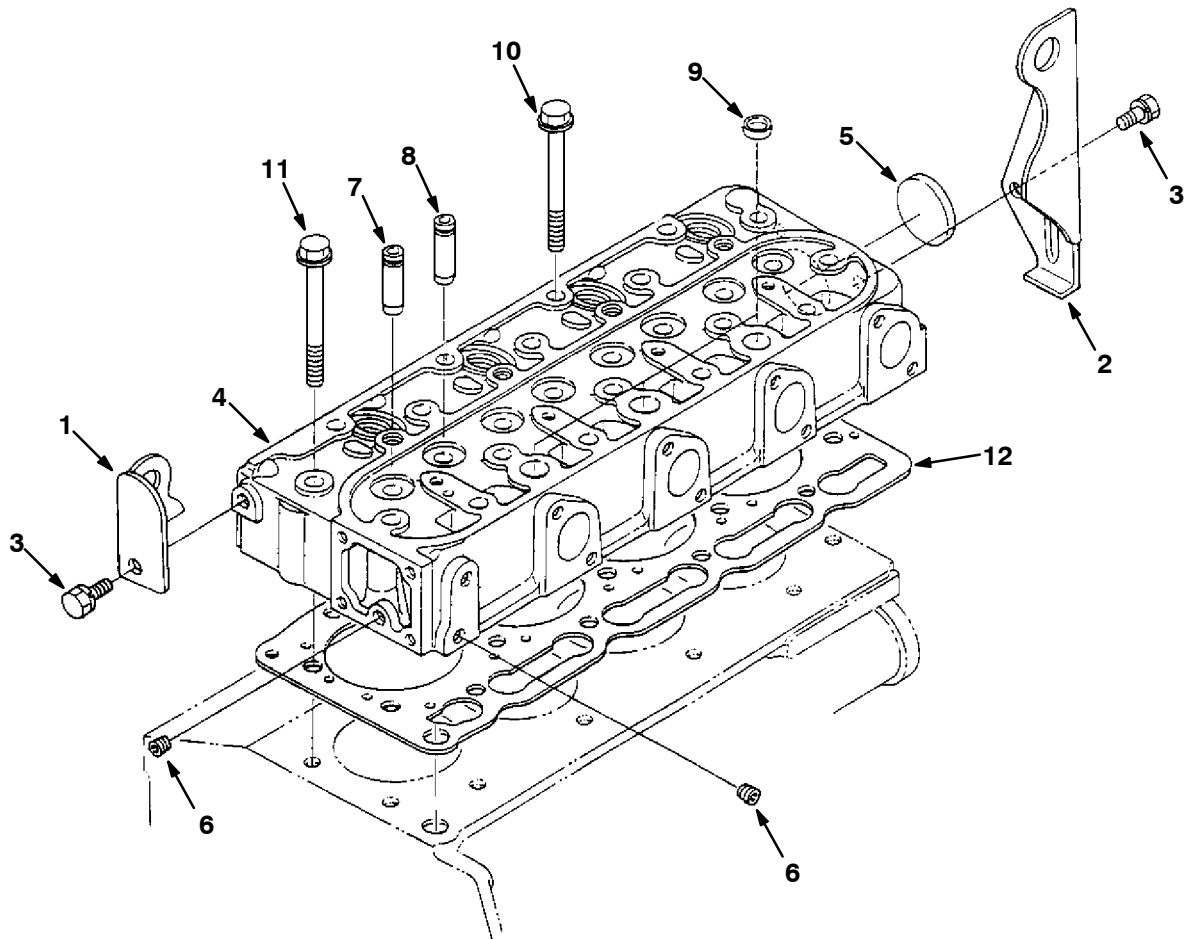
	Ref.	Part No.	Description	Qty.
▽	1		Crankcase, Complt [Ku]	1
▲	2	70998	Plug, Cup, Sealing [Ku]	6
▲	3	39087	Plug, Cup, Sealing [Ku]	1
▲	4	39088	Fitting, Pipe, Plug [Ku]	4
▲	5		Bolt [Ku]	1
▲	6	71985	Fitting, Pipe, Plug [Ku]	3
▲	7	39051	Fitting, Pipe, Plug [Ku]	2
▲	8	361436	Plug, Cup, Sealing [Ku]	3
▲	9	71986	Plug, Cup, Sealing [Ku]	1
▲	10	71987	Pin, Dowel [Ku]	2
▲	11	71988	Pin, Dowel [Ku]	2
▲	12	71989	Pin, Dowel [Ku]	2
▲	13	71990	Pin, Eng [Ku]	2
▲	14	71991	Tube, Pin [Ku]	1
▲	15	71992	Plug, Cup, Sealing [Ku]	1
▲	16	9004337	Pin, Start, Spring	1
▲	17		Plug, Eng [Ku]	1
▲	18	70887	Bushing, Gear, Gov [Ku]	1
▲	19	39062	Fitting, Plug [Ku]	1
▲	20	393570	Gasket	1
	21	70888	Fitting, Draincock [Ku]	1

Fig. 2 - Oil Pan Group



Ref.	Part No.	Description	Qty.
1		Pan, Oil, Dsl	1
2	9004338	Bolt [Ku]	26
3		Filter, Oil [Ku]	1
4	39094	Screw, Hex [Ku]	1
5	9004339	O-Ring [Ku]	1
6		Dipstick, Oil [Ku]	1
7		Gauge Assy, Oil [Ku]	1
8	361366	Seal, Org [Ku]	1
9	39073	Screw, Hex [Ku]	1

Fig. 3 - Cylinder Head Group



Ref.	Part No.	Description	Qty.	
	1	71996	Ear, Lifting, Eng [Ku]	1
	2	71997	Ear, Lifting, Eng [Ku]	1
	3	39073	Screw, Hex [Ku]	2
▽	4		Head, Cylinder [Ku]	1
▲	5	393504	Cap, Sealing	1
▲	6	39088	Fitting, Pipe, Plug [Ku]	2
▲	7	372906	Guide, Valve, Inlet	4
▲	8	372907	Guide, Valve, Exhaust	4
▲	9	361372	Plug, Cup, Sealing [Ku]	3
	10	70897	Screw, Hex, Head, Cyl [Ku]	18
	11	70898	Bolt	1
	12	9004341	Gasket, Head, Cyl [Ku]	1

Fig. 4 - Gear Case Group

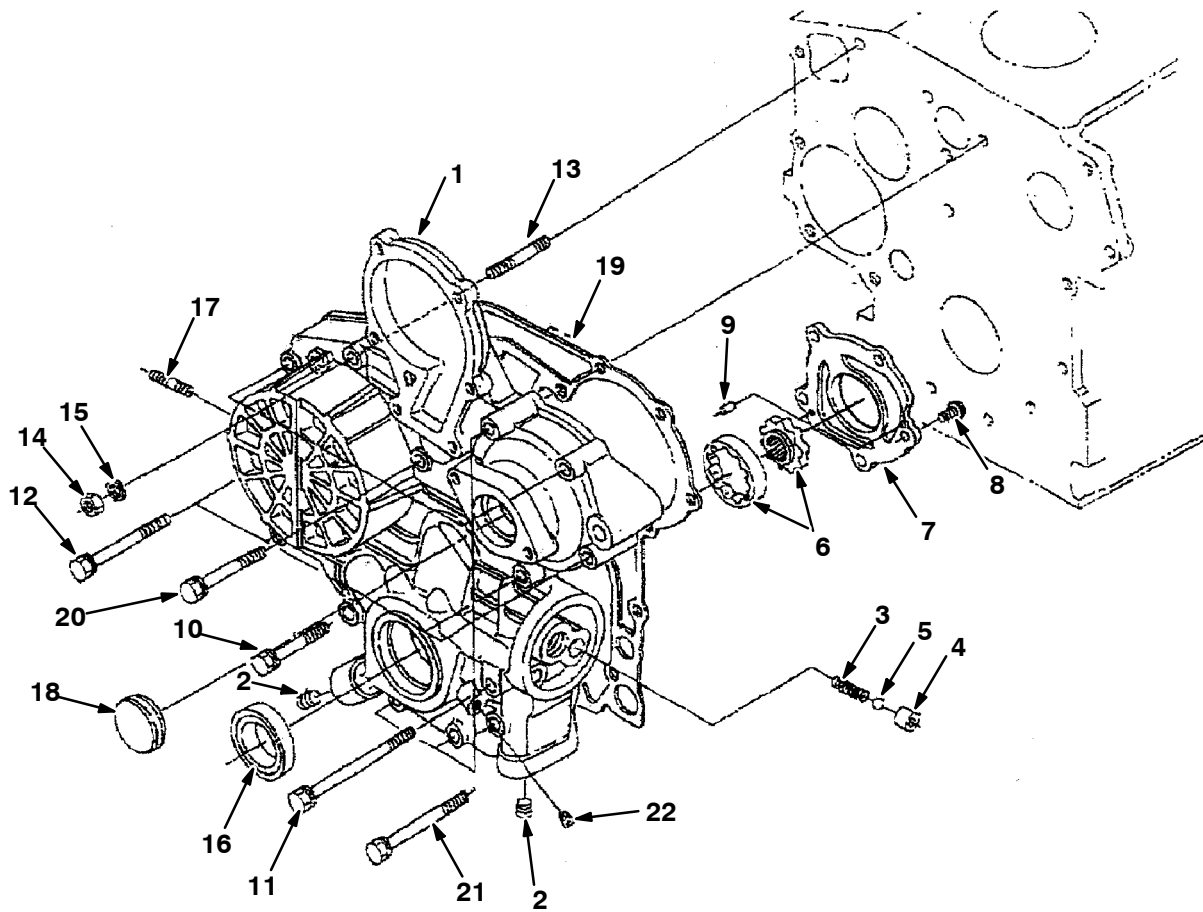
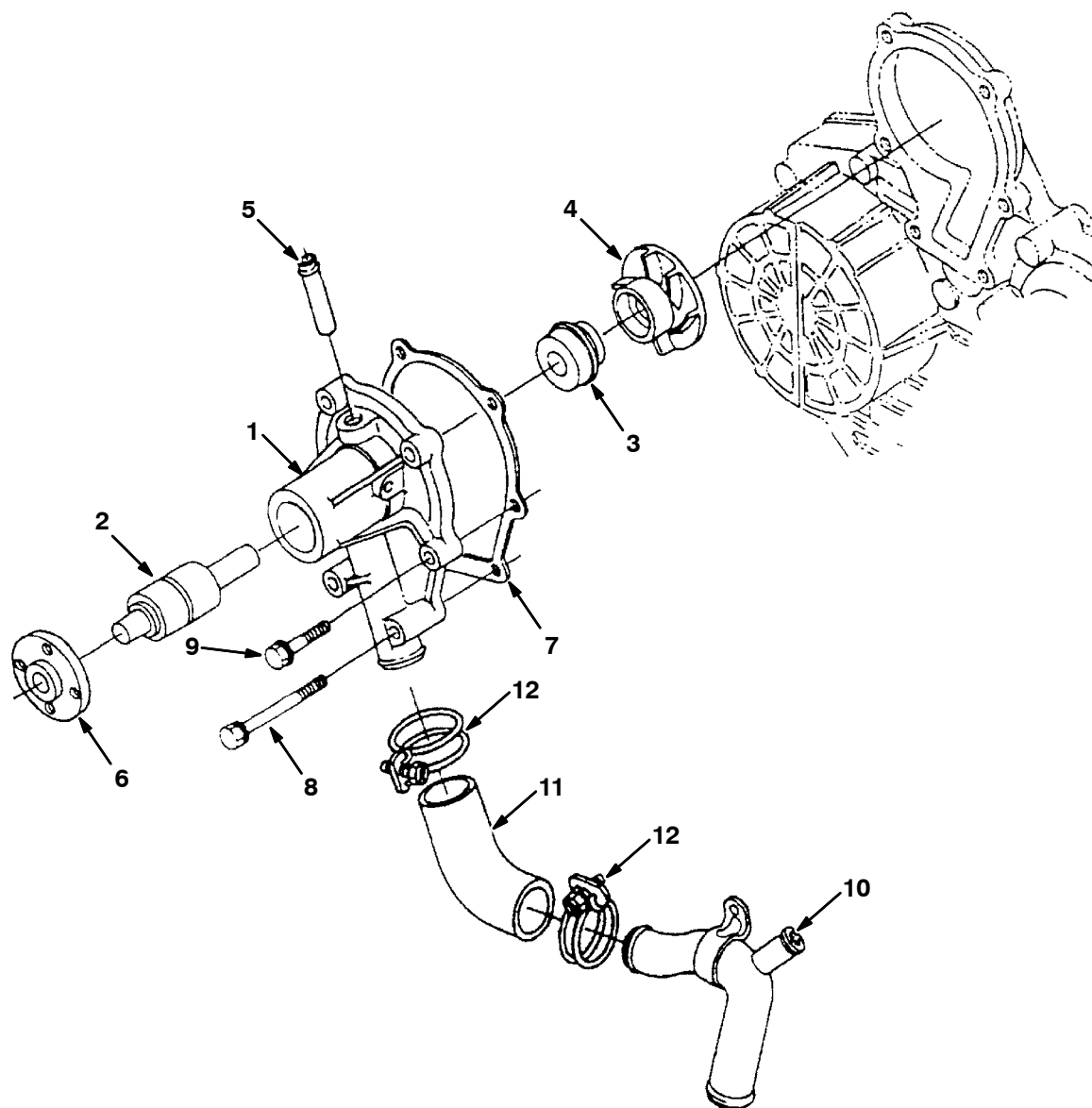


Fig. 4 - Gear Case Group

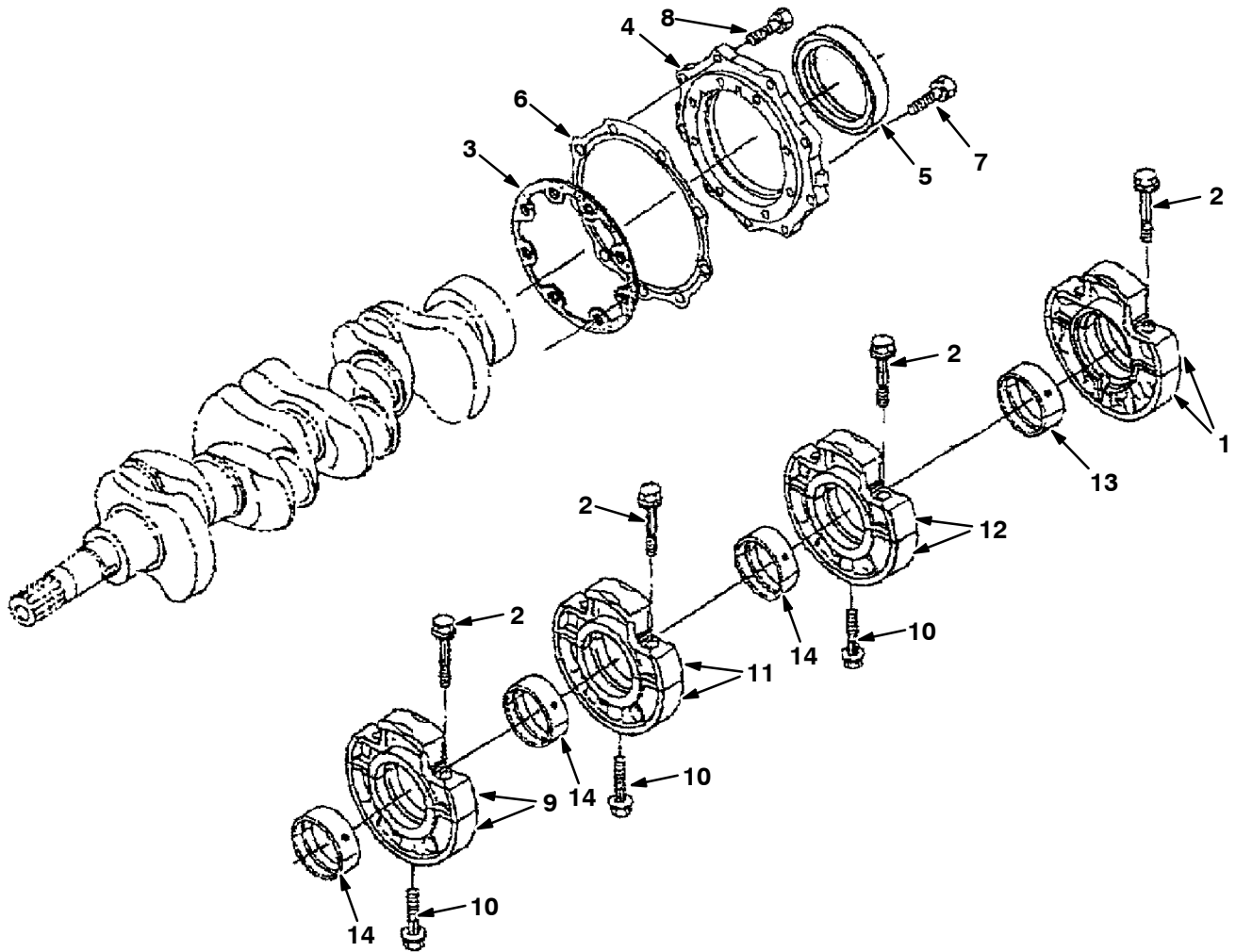
	Ref.	Part No.	Description	Qty.
▽	1	9004342	Gear, Case [Ku]	1
▲	2	361401	Fitting, Pipe, Plug [Ku]	4
▲	3	70900	Spring, Cmpr, Relief [Ku]	1
▲	4	70901	Tube, Seat, Valve, Oil [Ku]	1
▲	5	70902	Ball, Relief, Oil [Ku]	1
▲	6	70903	Pump, Oil, Eng [Ku]	1
▲	7	9004343	Pump, Oil, Cover [Ku]	1
▲	8	9004345	Screw [Ku]	5
▲	9	9004344	Pin, Straight [Ku]	1
	10	72014	Screw, Hex [Ku]	1
	11	72015	Screw, Hex [Ku]	2
	12	72016	Bolt	1
	13	9004346	Stud [Ku]	1
	14	39121	Nut, Hex [Ku]	1
	15	39065	Washer, Lock, Split [Ku]	1
	16	368055	Seal, Oil, Eng [Ku]	1
	17	9004347	Stud [Ku]	1
	18	72019	Cover	1
	19	70912	Gasket, Case, Gear [Ku]	1
	20	72993	Screw, Hex [Ku]	3
	21	384872	Bolt	4
	22	39051	Fitting, Pipe, Plug [Ku]	1

Fig. 5 - Water Pump Group



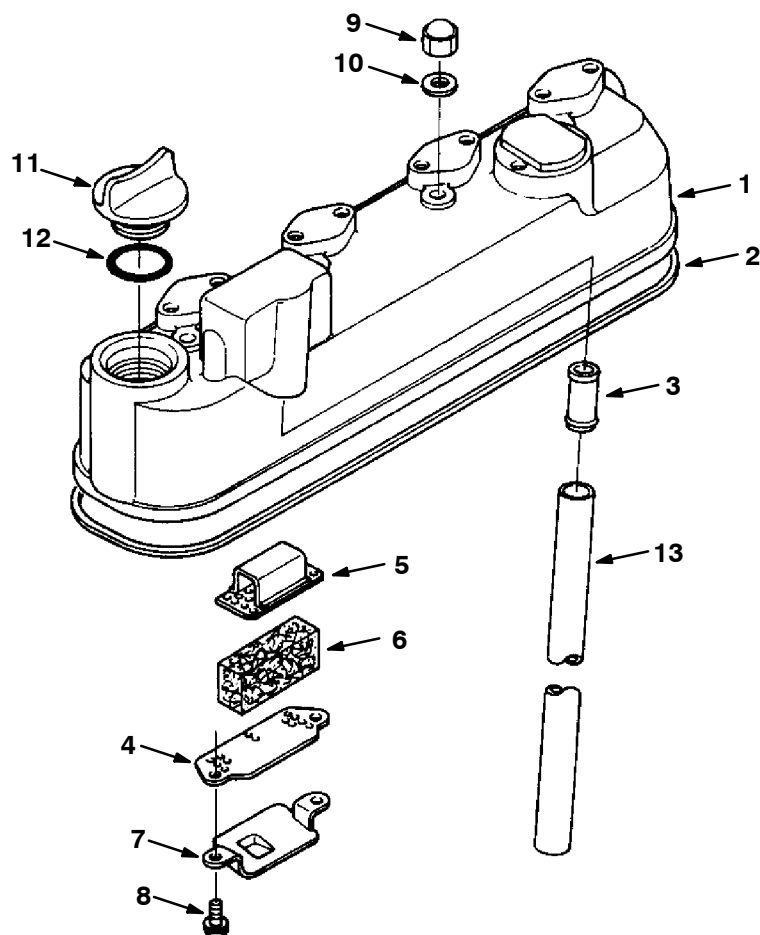
Ref.	Part No.	Description	Qty.	
▽	1	9004402	Pump, Water Assy [Ku]	1
▲	2	9004403	Bearing [Ku]	1
▲	3	9004404	Seal, Mechanical Assy [Ku]	1
▲	4	9004405	Impeller, Pump, Water [Ku]	1
▲	5	70918	Pipe, Return, Pump, Water [Ku]	1
▲	6	70919	Flange, Pump, Water [Ku]	1
▲	7	70920	Gasket, Pump, Water [Ku]	1
	8	9004407	Bolt [Ku]	2
	9	9004406	Bolt [Ku]	4
	10	368317	Hose, Water	1
	11	9003869	Pipe, Water [Kubota]	1
	12	9003870	Clamp [Kubota]	2

Fig. 6 - Main Bearing Case Group



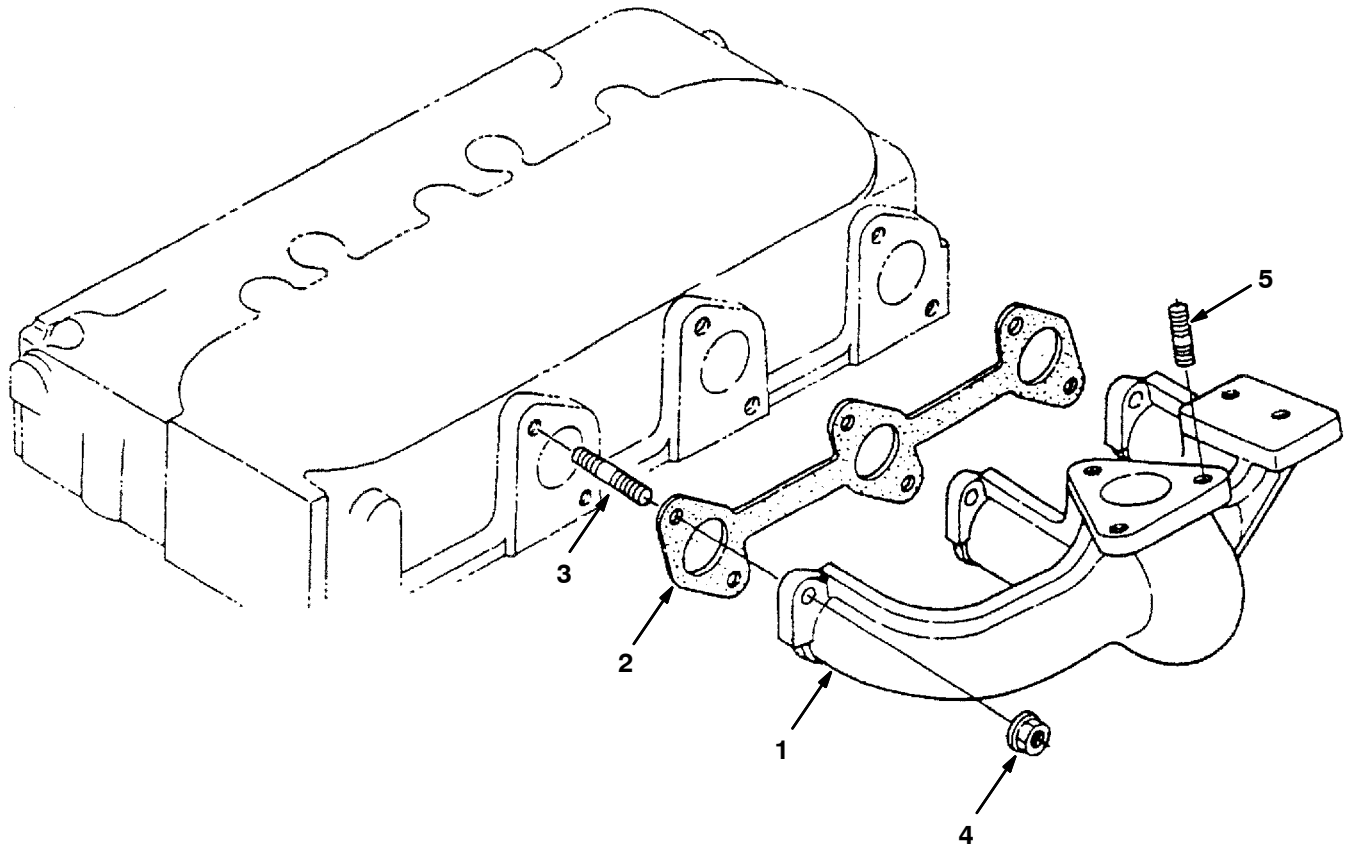
Ref.	Part No.	Description	Qty.
1	9004349	Bearing, Case [Ku]	1
2	72998	Screw, Hex, Case, Brg, Main [Ku]	8
3	9004350	Gasket, Bearing, Case [Ku]	1
4	70923	Cover, Brg Case, Eng [Ku]	1
5	9004351	Seal, Oil [Ku]	1
6	70925	Gasket, Case, Gear [Ku]	1
7	72999	Screw, Hex [Ku]	8
8	371017	Bolt	9
9	9004352	Bearing, Case, Main Assy [Ku]	1
10	73479	Screw, Hex, Case, Brg, Main [Ku]	3
11	9004354	Bearing, Case, Main Assy [Ku]	1
12	9004356	Bearing, Case, Main Assy [Ku]	1
13	70951	Bearing, Cshft, Std [Ku]	1
14	9004353	Crankshaft, Metal [Ku]	3

Fig. 7 - Head Cover Group



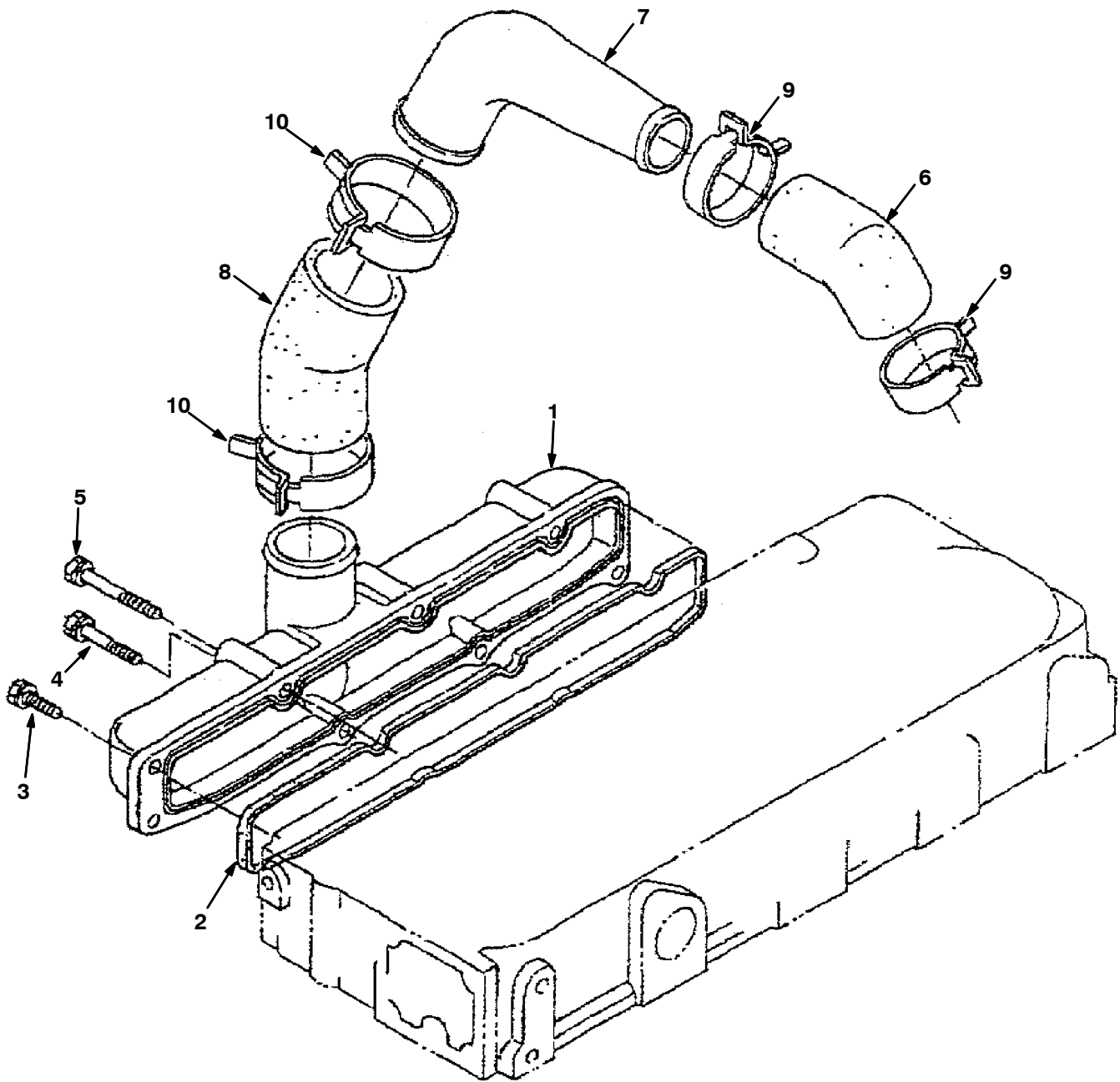
Ref.	Part No.	Description	Qty.	
▽	1	73480	Cover, Cylinder Head	1
▲	2	70929	Gasket, Head Cover	1
▲	3	73481	Joint, Breather Pipe	1
▲	4	70930	Plate, Element 1	1
▲	5	70931	Plate, Element 2	1
▲	6	70932	Element, Breather	1
▲	7	70933	Oil Shield, Breather	1
▲	8	73482	Screw, With Washer	2
	9	73483	Nut, Cap	4
	10	73484	Gasket	4
	11	361374	Plug, Oil Filler	1
	12	70913	O-Ring	1
	13	73485	Pipe, Breather	1

Fig. 8 - Exhaust Manifold Group



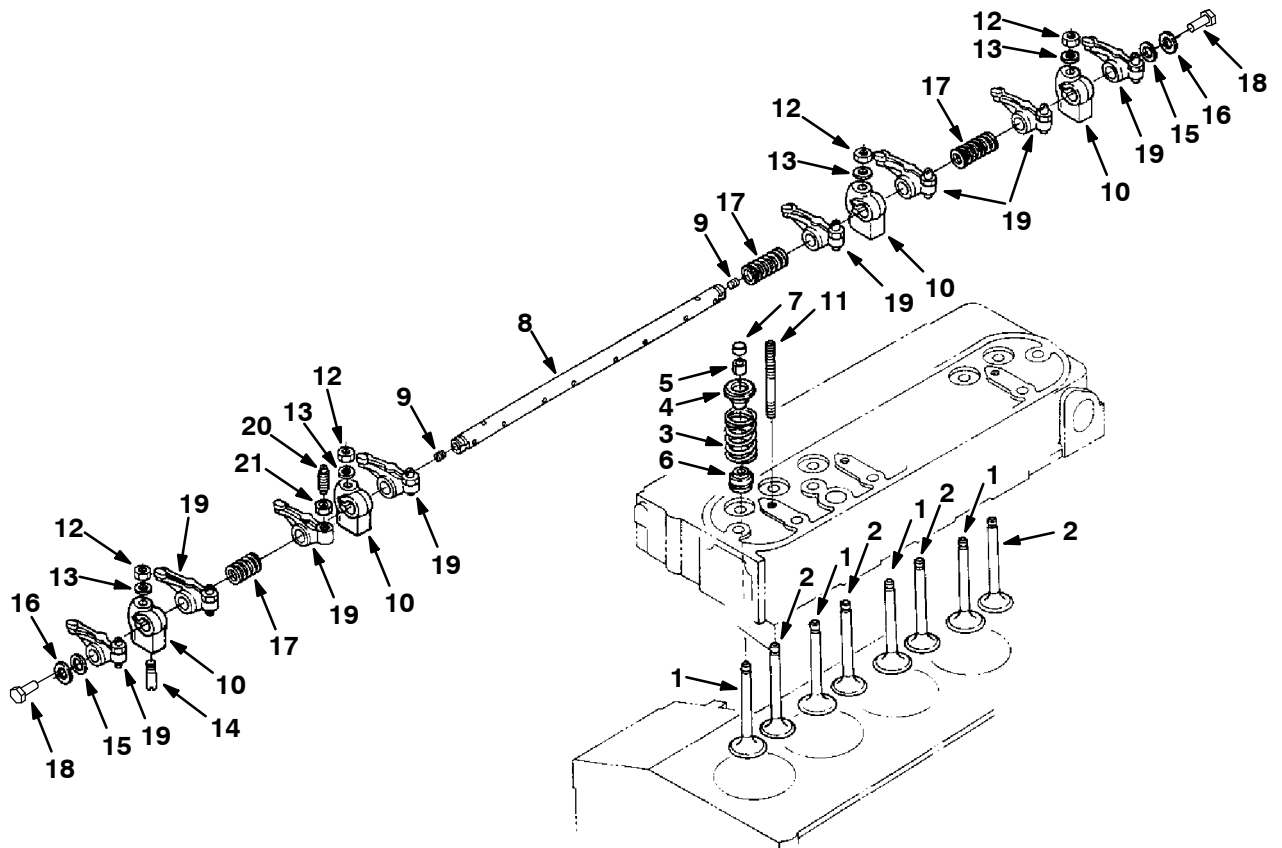
Ref.	Part No.	Description	Qty.
1	9004415	Manifold, Exhaust [Ku]	1
2	70935	Gasket, Manifold, Exhaust	1
3	73488	Stud [Ku]	6
4	73489	Nut	6
5	368291	Stud	3

Fig. 9 - Inlet Manifold Group



Ref.	Part No.	Description	Qty.
▽	1	Manifold, Inlet Assy [Ku]	1
▲	2 70934	Gasket, Manifold, Intake [Ku]	1
	3 40409	Screw, Hex [Ku]	3
	4 72996	Screw, Hex [Ku]	1
	5 72994	Screw, Hex	2
	6 9004412	Pipe, Inlet [Ku]	1
	7 9004413	Pipe, Inlet [Ku]	1
	8 9004414	Pipe, Inlet [Ku]	1
	9 368287	Clamp, Hose	2
	10 368286	Clamp, Hose	2

Fig. 10 - Valve, Rocker Arm Group



Ref.	Part No.	Description	Qty.	
1	70936	Valve, Intake [Ku]	4	
2		Valve, Exhaust [Ku]	4	
3	9004408	Spring, Valve [Ku]	8	
4	73492	Retainer, Spring, Valve [Ku]	8	
5	73493	Retainer, Spring [Ku]	8	
6	73494	Seal, Stem, Valve [Ku]	8	
7	361392	Cap, Valve [Ku]	8	
▽	8	9004409	Shaft, Rocker, Arm [Ku]	1
▲	9	73496	Screw [Ku]	2
10	73497	Bracket, Mtg, Rocker Arm [Ku]	4	
11	73498	Stud [Ku]	4	
12	73499	Nut, Hex [Ku]	4	
13	73500	Washer, Flat [Ku]	4	
14	9004410	Pin, Spring [Ku]	1	
15	73502	Washer, Shaft, Rocker [Ku]	2	
16	361589	Washer, Flat [Ku]	2	
17	73504	Spring, Cmpr, Rocker [Ku]	3	
18	393598	Bolt	2	
▽	19	73506	Arm, Rocker [Ku]	8
▲	20	73507	Screw, Adj, Rocker Arm [Ku]	8
▲	21	73508	Nut, Hex [Ku]	8

Fig. 11 - Camshaft Group

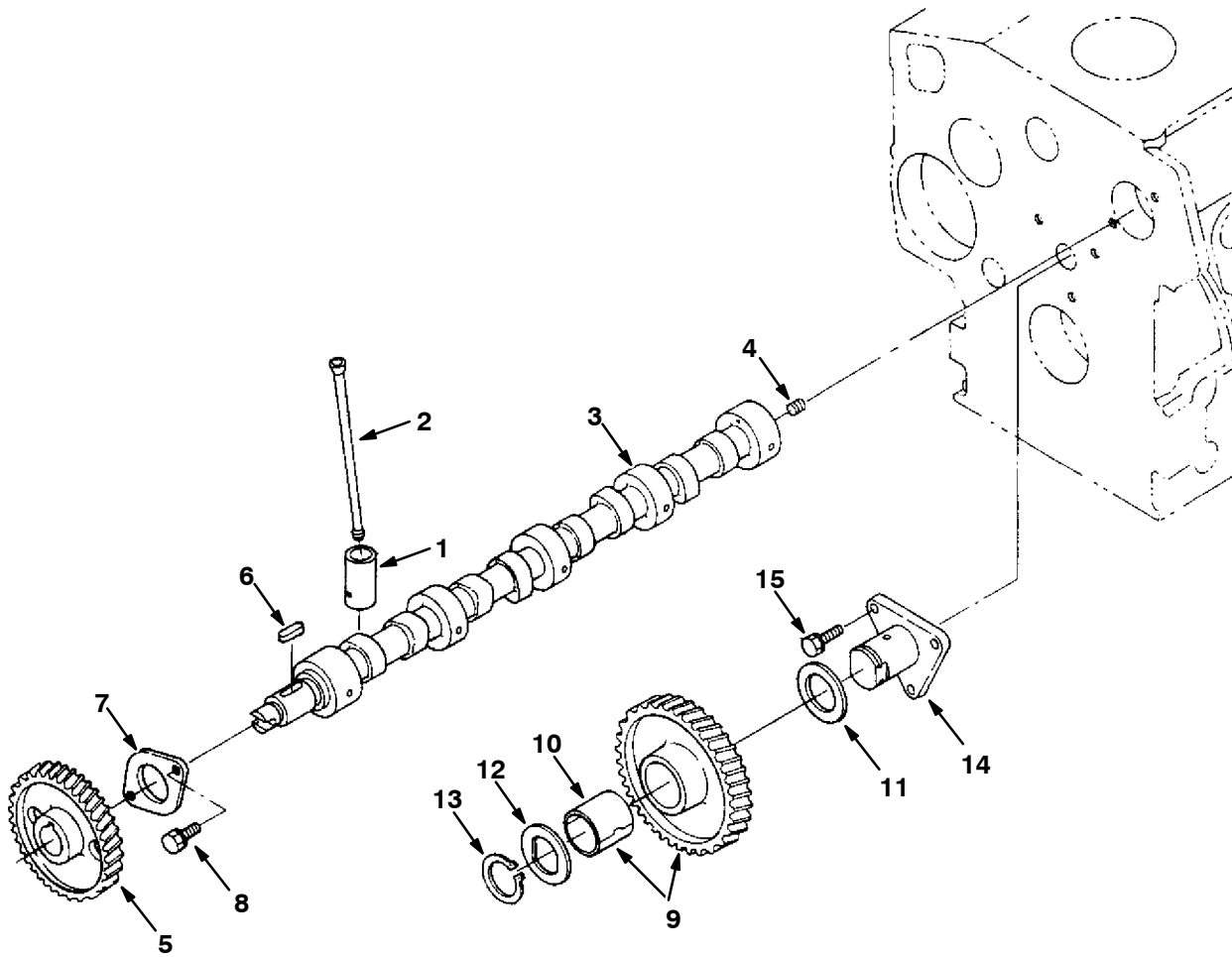


Fig. 11 - Camshaft Group

Ref.	Part No.	Description	Qty.	
	1	9004358	Tappet [Ku]	8
	2	73509	Rod, Push, Valve [Ku]	8
▽	3	9004359	Camshaft Assy [Ku]	1
▲	4	39197	Screw, Set [Ku]	1
▲	5	73511	Gear, Camshaft [Ku]	1
▲	6	73512	Key [Ku]	1
▲	7	73513	Stopper, Cam [Ku]	1
▲	8	41973	Bolt, Hex [Ku]	2
▽	9	73514	Gear, Idler, Cam [Ku]	1
▲	10	73515	Bushing, Gear, Idler [Ku]	1
	11	73516	Collar, Gear [Ku]	1
	12	73517	Washer, Collar, Gear [Ku]	1
	13	73518	Ring, Snap [Ku]	1
	14	73519	Shaft, Idler, Gear [Ku]	1
	15	41973	Bolt, Hex [Ku]	3

Fig. 12 - Piston and Crankshaft Group

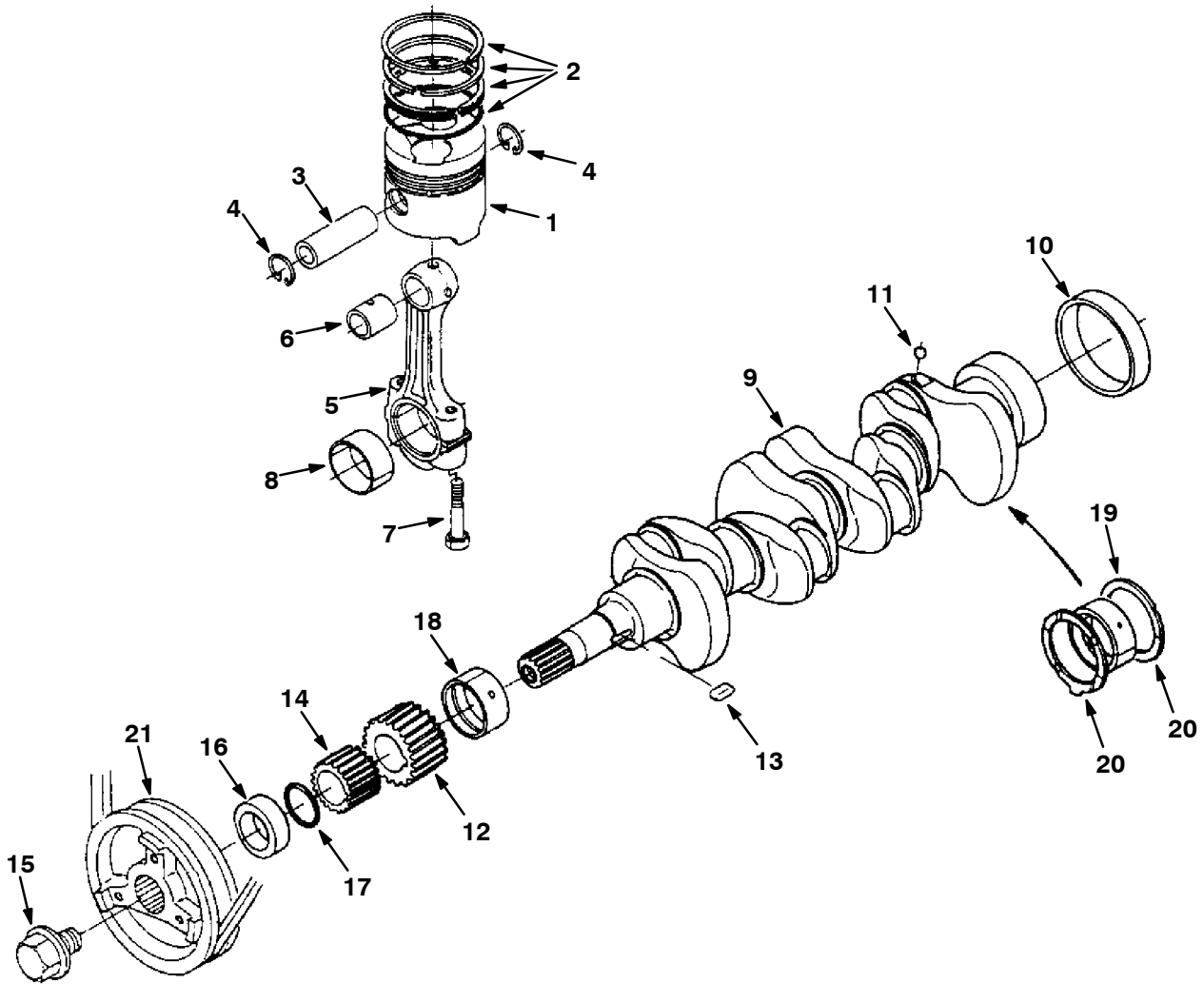
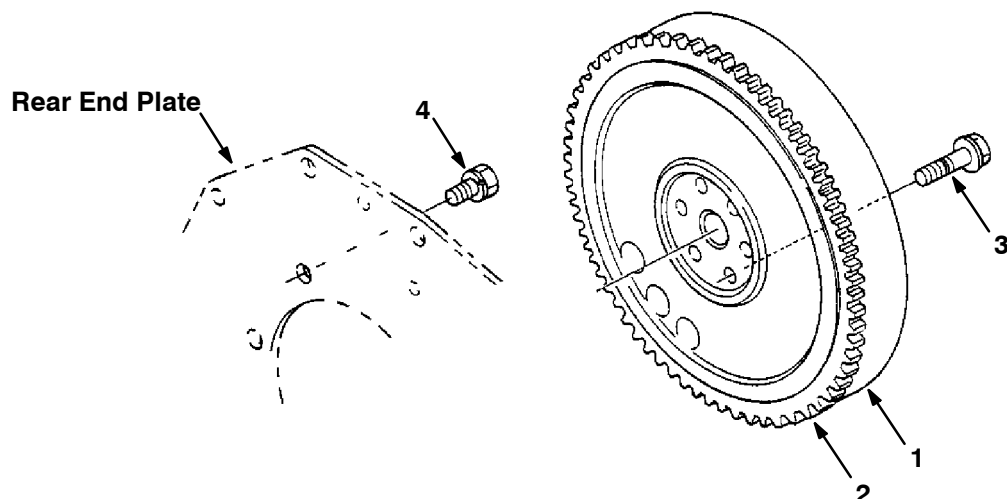


Fig. 12 - Piston and Crankshaft Group

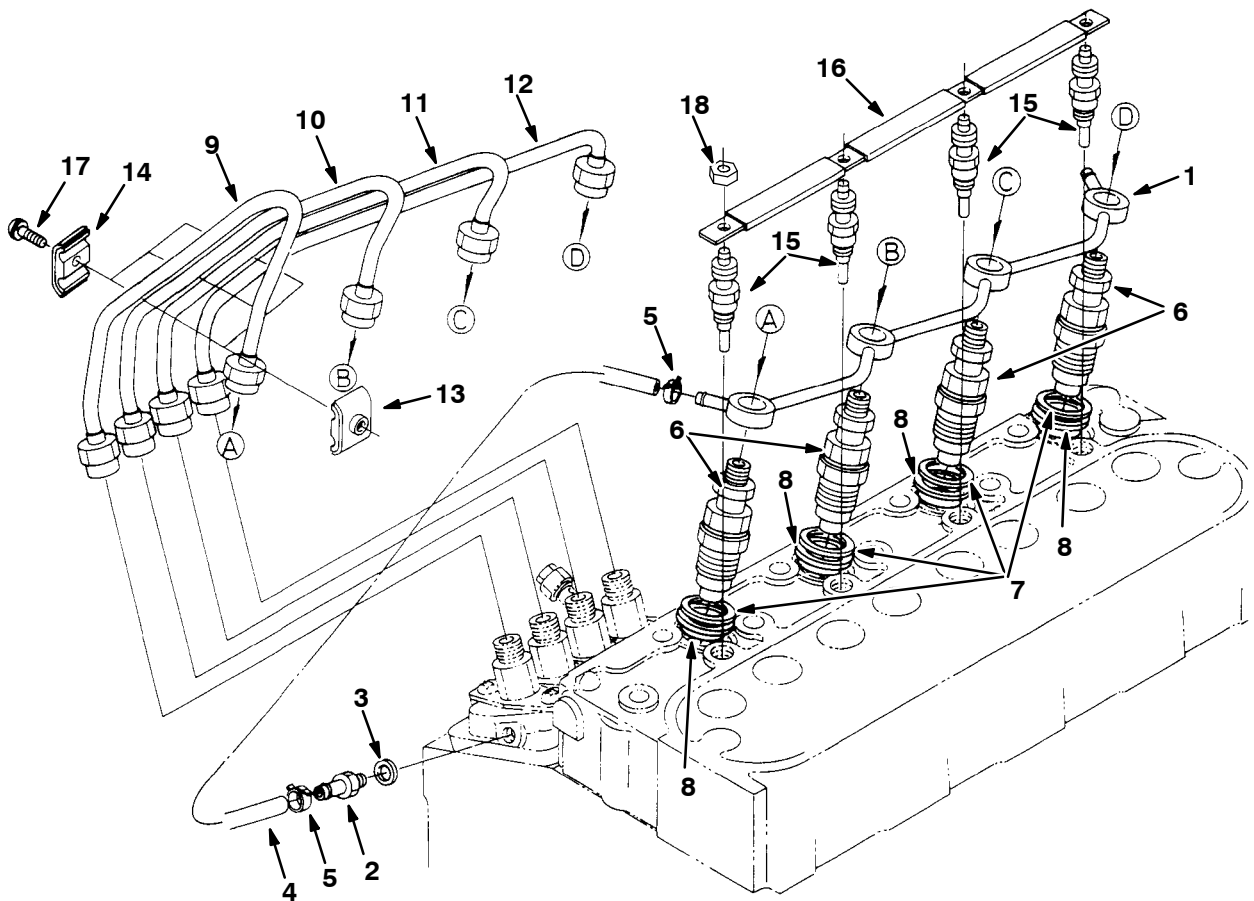
Ref.	Part No.	Description	Qty.	
	1	9004360	Piston [Ku]	4
	2	9004361	Ring, Piston Assy [Ku]	4
	3	73522	Pin, Piston [Ku]	4
	4	73523	Ring, Snap, Piston [Ku]	8
▽	5	73524	Rod Assy, Connecting [Ku]	4
▲	6	70940	Bushing, Pin, Piston [Ku]	4
▲	7	73525	Screw, Rod, Connecting [Ku]	8
▲	8	9004362	Crankpin, Metal [Ku]	4
▽	9	73526	Crankshaft	1
▲	10	70942	Bearing, Cshft [Ku]	1
▲	11	73527	Ball, Cshft [Ku]	4
▲	12	73528	Gear, Cshft [Ku]	1
▲	13	73529	Key [Ku]	1
▲	14	73530	Gear, Pump, Oil [Ku]	1
	15		Screw, Hex, Cshft [Ku]	1
	16	70943	Collar, Crank, Front [Ku]	1
	17	9004363	Ring [Ku]	1
	18	9004364	Crankshaft, Metal [Ku]	1
	19	10844	Bearing, Thrust, Std [Ku]	2
	20	10845	Bearing, Thrust, Std [Ku]	2
	21		Pully, Fan [Ku]	1

Fig. 13 - Flywheel Group



	Ref.	Part No.	Description	Qty.
▽	1	70956	Comp. Flywheel	1
▲	2	9004442	Gear, Ring	1
	3	73533	Bolt, Flywheel	6
	4	73534	Bolt	8

Fig. 14 - Nozzle Holder and Glow Plug Group



Ref.	Part No.	Description	Qty.
	1	73554 Pipe, Overflow	1
	2	73555 Fitting, Fuel [Ku]	1
	3	40166 Gasket, F/ Bolt [Ku]	1
▽	4	361373 Hose, Fuel [Ku]	1
▲	5	9004390 Pipe, Clip [Ku]	2
▽	6	372917 Housing Assy, Nozzle	4
▲	7	70964 Gasket, Nozzle, Injector [Ku]	1
▲	8	20719 Seal, Heat, Nozzle [Ku]	1
	9	9004391 Pipe, Injection [Ku]	1
	10	70966 Tube, Injector, Pipe #2 [Ku]	1
	11	70967 Tube, Injector, Pipe #32 [Ku]	1
	12	70968 Pipe, Injector, # 4	1
	13	30131 Clamp, Tube, Inj, Pipe #1 [Ku]	3
	14	30132 Clamp, Tube, Inj, Pipe #21 [Ku]	3
	15	9004392 Plug, Glow [Ku]	4
	16	73560 Cord, Ele, Glowplug	1
	17	393566 Screw, W / Washer	3
	18	9004393 Nut, Flange [Ku]	3

Fig. 15 - Injection Pump Group

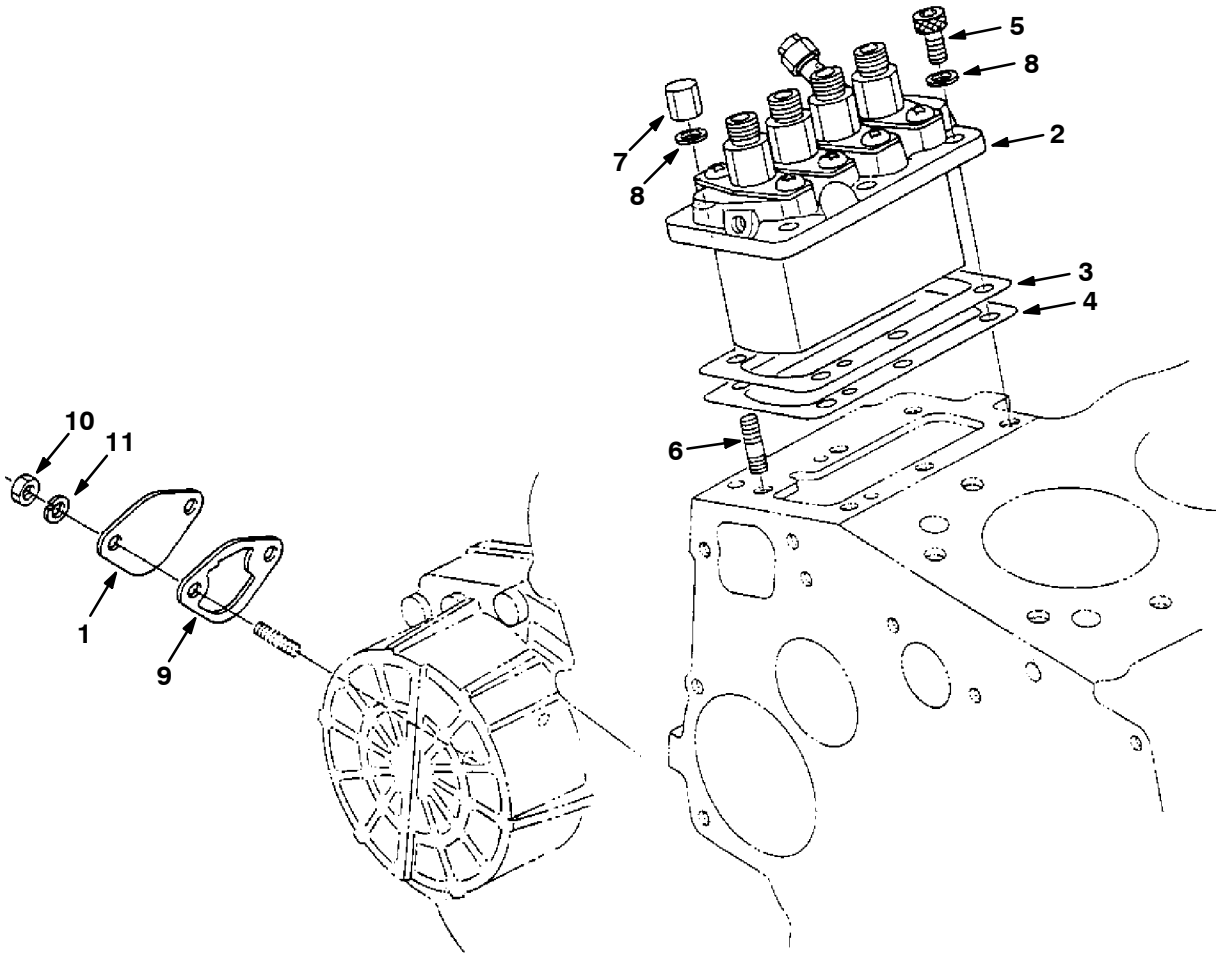


Fig. 15 - Injection Pump Group

Ref.	Part No.	Description	Qty.
1	73565	Fuel Pump Cover Plate	1
2	84635	Assembly Pump, Injection (See Injection Pump Breakdown)	1
3	70972	Shim, Injection Pump 0.20 mm	1
4	70973	Shim, Injection Pump 0.25 mm	2
4	84644	Shim, Injection Pump 0.30 mm	1
5	73561	Bolt	3
6	73562	Stud	3
7	73563	Nut, Cap	3
8	39065	Washer, Spring	6
9	70974	Gasket, Fuel Pump	1
10	39121	Nut	2
11	39065	Washer, Spring	2

Fig. 16 - Injection Pump Breakdown

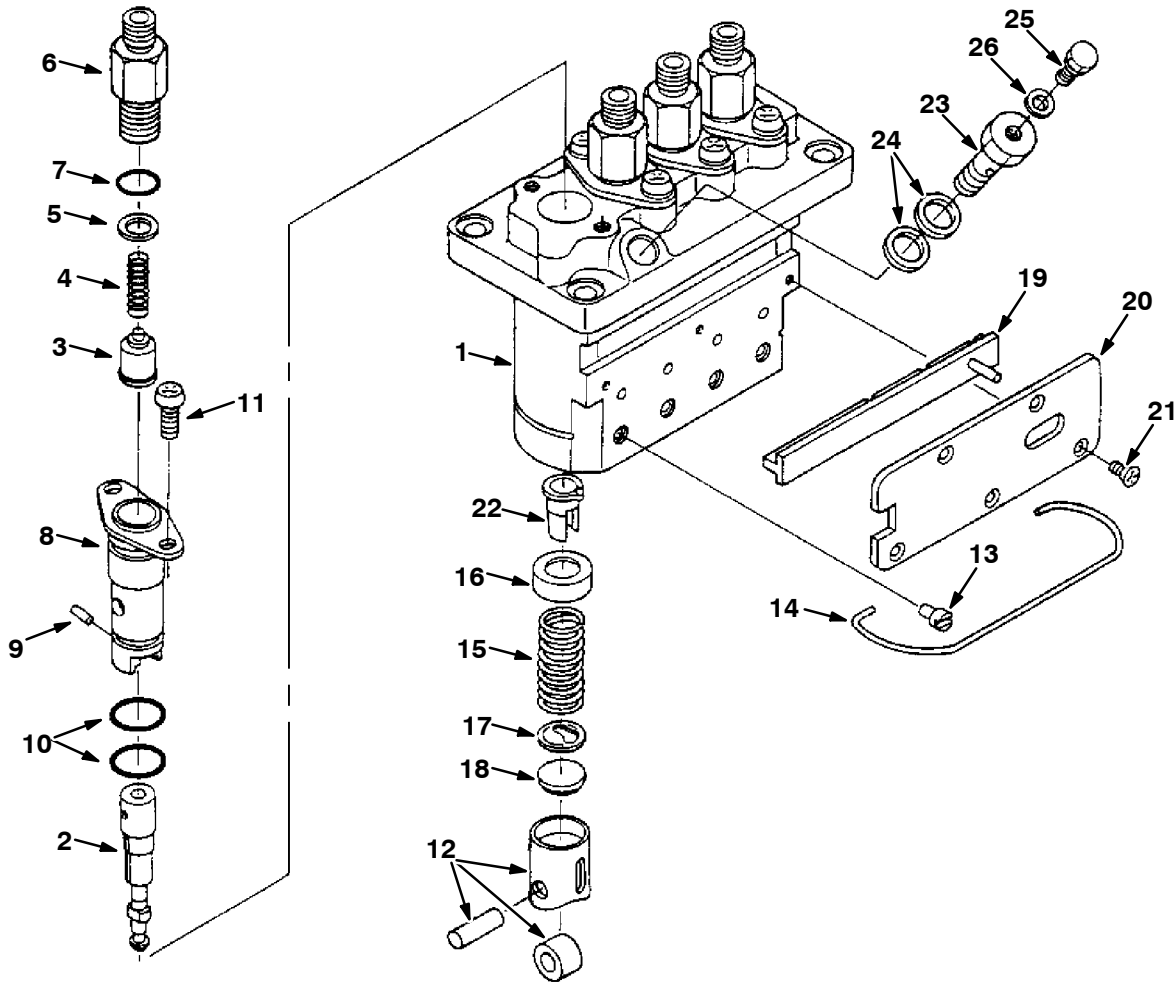
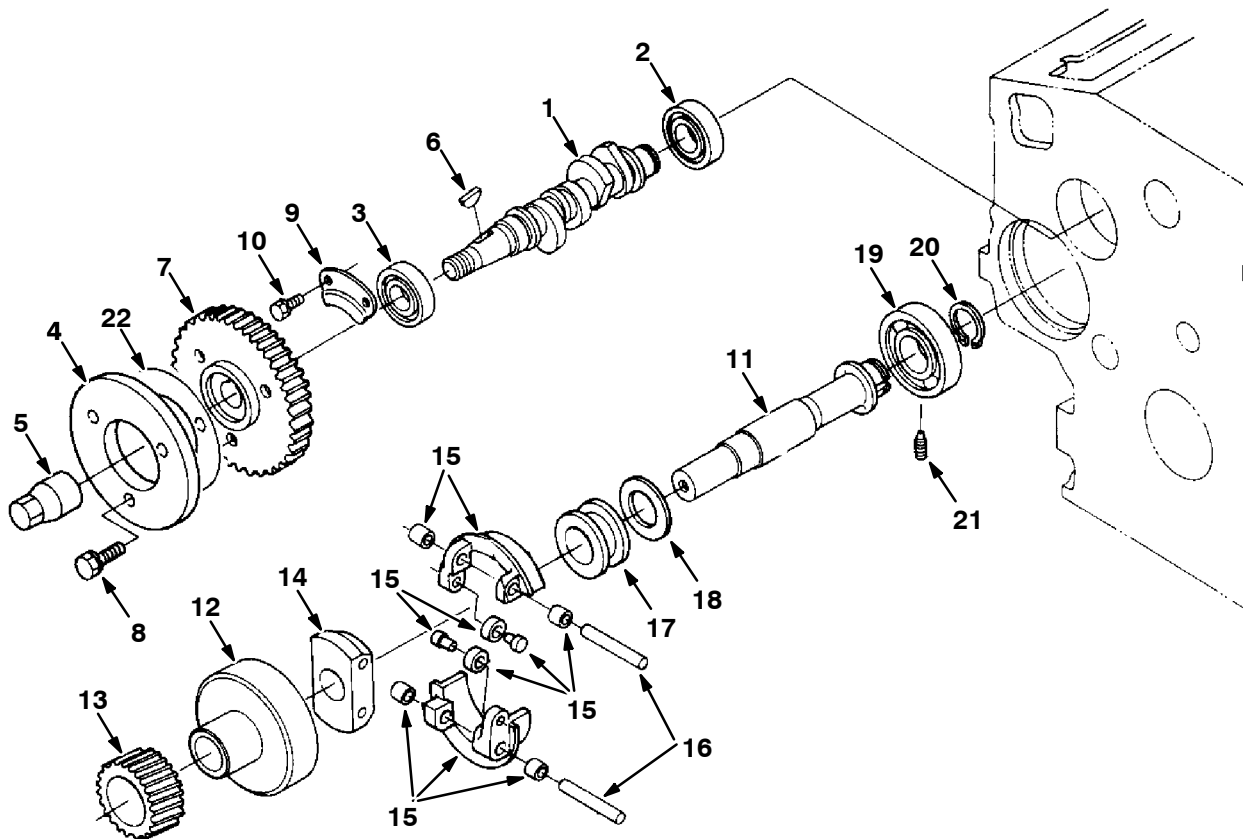


Fig. 16 - Injection Pump Breakdown

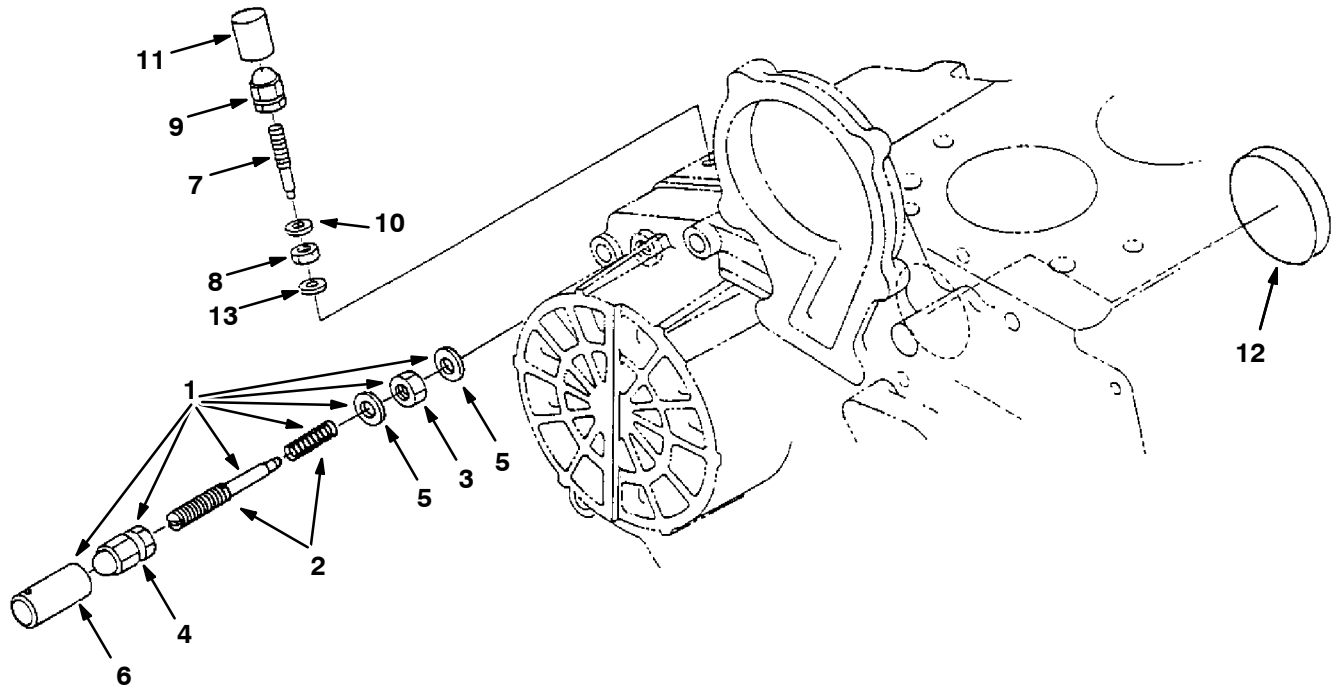
	Ref.	Part No.	Description	Qty.
▽	1	84635	Assembly Pump, Injection	1
▲	2	84648	Plunger, Pump	4
▲	3	73567	Valve, Delivery	4
▲	4	73568	Spring, Delivery Valve	4
▲	5	73569	Gasket, Delivery Valve	4
▲	6	73570	Holder, Delivery Valve	4
▲	7	73571	O-Ring	4
▲	8	73572	Flange, Sleeve	4
▲	9	73573	Pin, Joint	4
▲	10	73574	O-Ring	8
▲	11	73575	Screw	8
▲	12	73576	Assembly Tappet	4
▲	13	73577	Pin, Tappet Guide	4
▲	14	73578	Pin, Clamp	1
▲	15	73579	Spring, Plunger	4
▲	16	73580	Seat, Spring Upper	4
▲	17	73581	Seat, Spring Lower	4
▲	18	73582	Shim	1
▲	19	84649	Rack, Control	1
▲	20	84650	Plate	1
▲	21	73585	Screw	5
▲	22	73586	Sleeve, Control	4
▲	23	84651	Screw, Follow	1
▲	24	73588	Gasket	2
▲	25	73589	Screw	1
▲	26	73590	Gasket	1

Fig. 17 - Fuel Camshaft Group



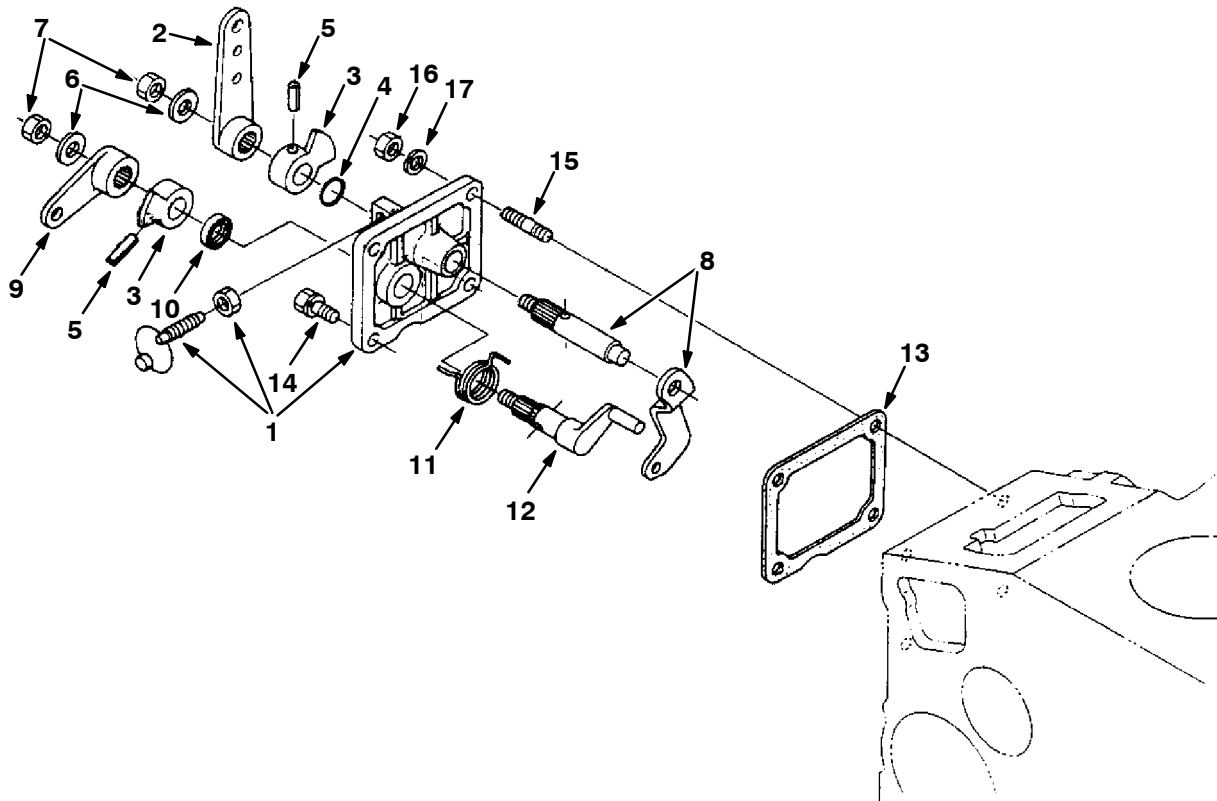
Ref.	Part No.	Description	Qty.	
1	84636	Camshaft	1	
2	9004368	Bearing, Ball [Ku]	1	
3	9004369	Bearing, Ball [Ku]	1	
4		Cam, Fuel [Ku]	1	
5	73593	Nut, Cap, Cam [Ku]	1	
6	73594	Key, Woodruff [Ku]	1	
7	73595	Gear, Pump, Fuel [Ku]	1	
8		Screw, Hex [Ku]	3	
9	73596	Stopper, Fuel [Ku]	1	
10	41973	Bolt, Hex [Ku]	2	
▽	11	73597	Shaft, Govnr	1
▲	12	73598	Holder, Gear [Ku]	1
▲	13	73599	Gear, Govnr [Ku]	1
▲	14	73600	Holder, Govnr [Ku]	1
▲	15	73601	Weight, Comp, Govnr [Ku]	2
▲	16	73602	Shaft, Govnr [Ku]	2
▲	17	70977	Sleeve, Govnr [Ku]	1
▲	18	70978	Washer, Thrust [Ku]	1
19	9004373	Bearing, Ball [Ku]	1	
20	73603	Ring, Snap [Ku]	1	
21	73604	Screw, Set [Ku]	1	
22		Washer [Ku]	1	

Fig. 18 - Idling Group



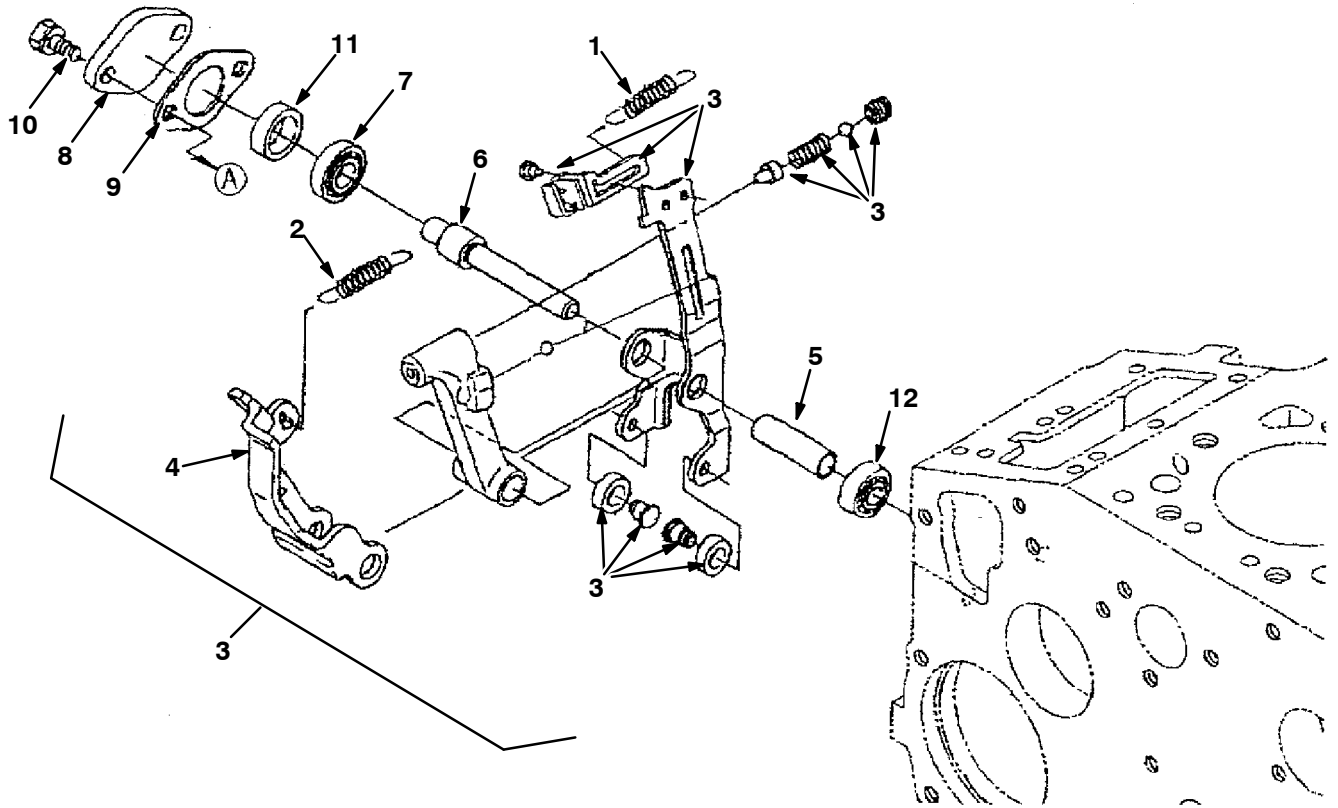
Ref.	Part No.	Description	Qty.	
▽	1	70980	Assembly Apparatus, Idle	1
▲	2	73605	Assembly Bolt, Adjusting	1
▲	3	73606	Nut	1
▲	4	361375	Nut, Cap	1
▲	5	40166	Gasket	2
▲	6	30136	Cap	1
	7	73610	Bolt, Adjusting	1
	8	9004374	Nut	1
	9	361375	Nut, Cap	1
	10	40166	Gasket	2
	11	30136	Cap	1
	12	70188	Cover	1
	13	9004375	Gasket [Ku]	1

Fig. 19 - Speed Control Plate Group



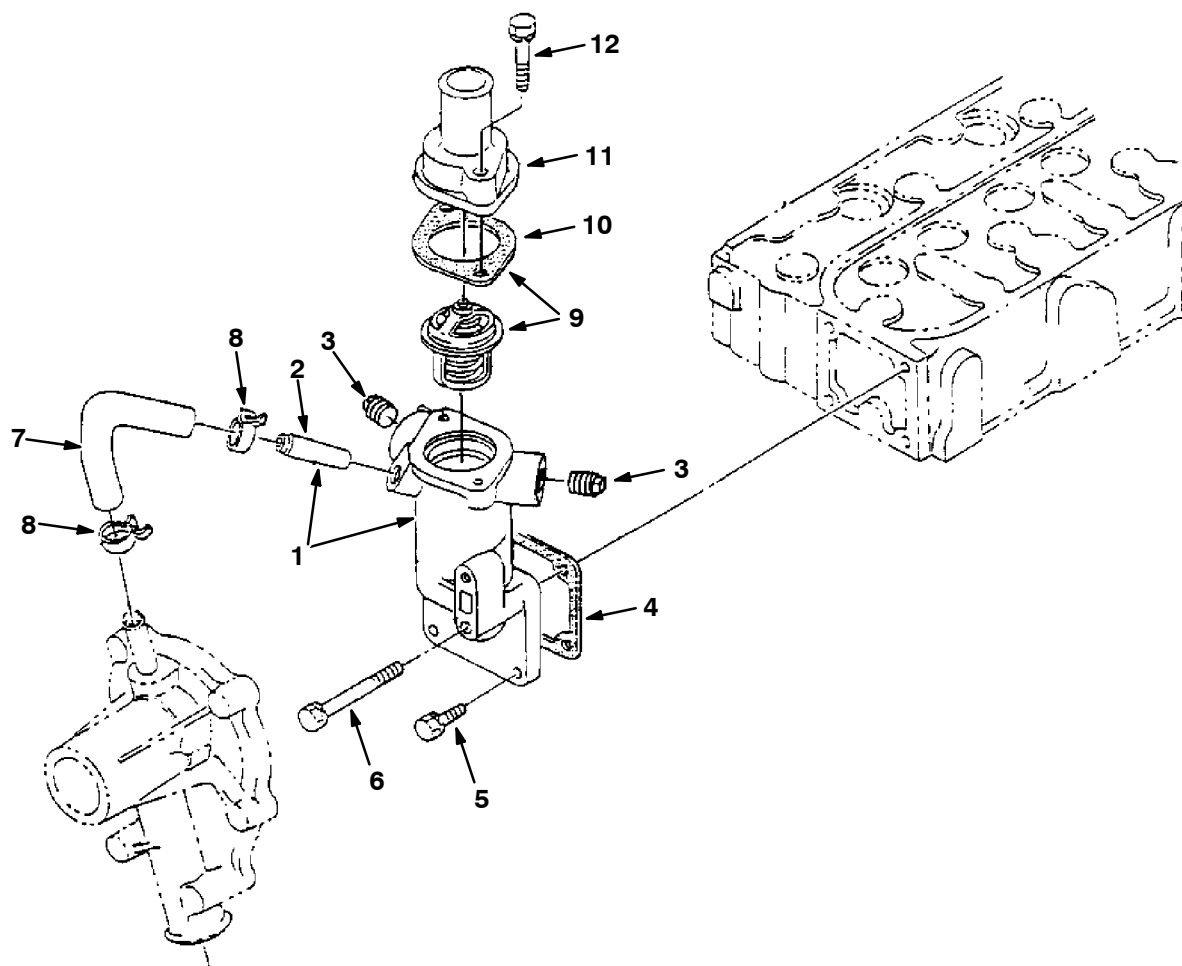
Ref.	Part No.	Description	Qty.
▽	1	70982 Plate, Cntrl, Spd [Ku]	1
▲	2	73618 Lever, Cntrl, Spd [Ku]	1
▲	3	73619 Lever, Cntrl, Spd [Ku]	2
▲	4	9004385 O-Ring [Ku]	1
▲	5	40407 Pin, Spring [Ku]	2
▲	6	73621 Washer, Flat [Ku]	2
▲	7	73622 Nut, Hex [Ku]	2
▲	8	73623 Lever, Plate, Cntrl [Ku]	1
▲	9	73624 Lever, Stop [Ku]	1
▲	10	70983 Seal, Oil [Ku]	1
▲	11	73625 Spring, Tors [Ku]	1
▲	12	73626 Shaft, Lever, Spd [Ku]	1
	13	70984 Gasket, Cover, Spd [Ku]	1
	14	41973 Bolt, Hex [Ku]	2
	15	9004386 Stud [Ku]	2
	16	39121 Nut, Hex [Ku]	2
	17	39065 Washer, Lock, Split [Ku]	2

Fig. 20 - Governor Group



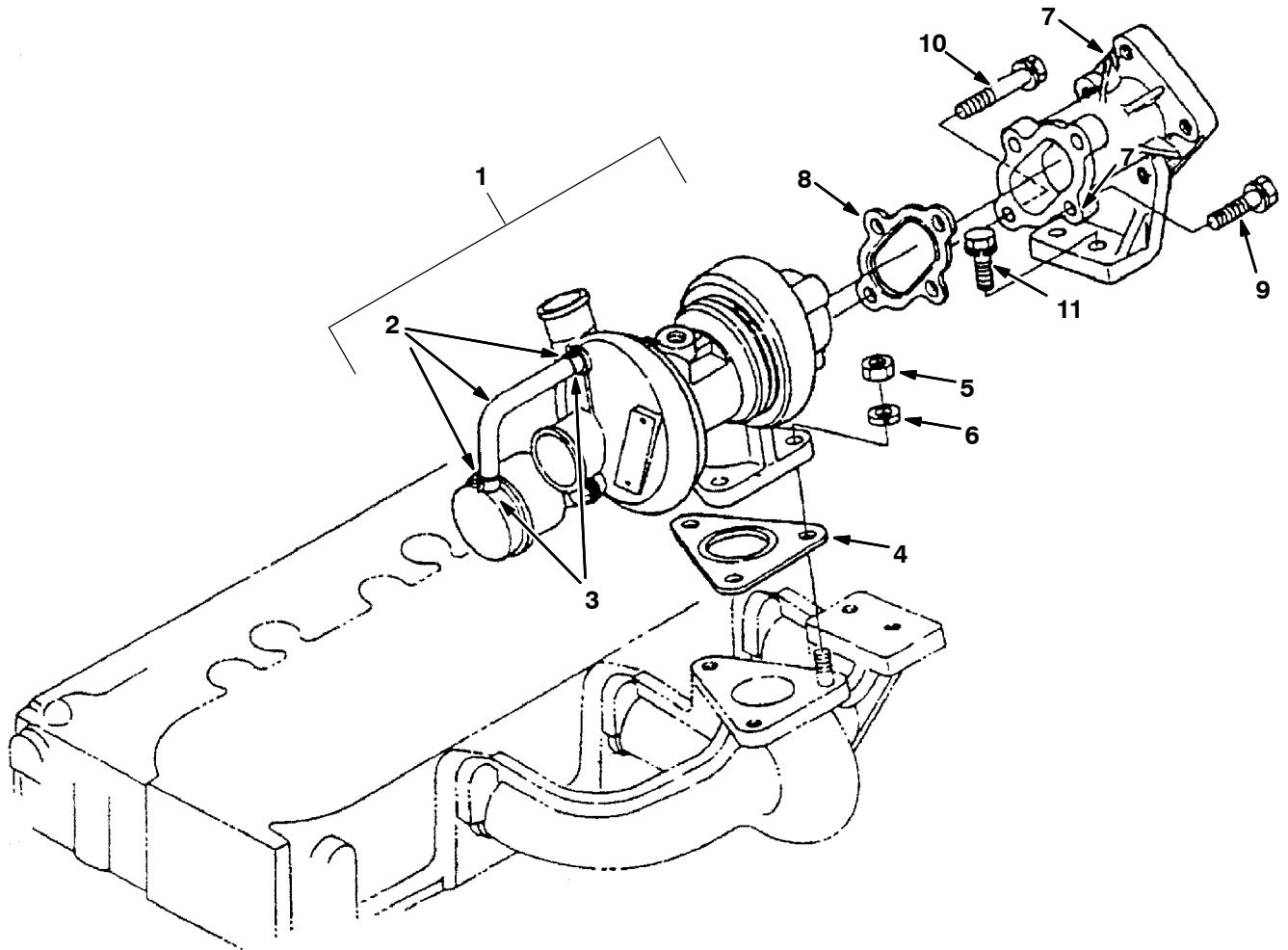
Ref.	Part No.	Description	Qty.	
	1	9004379	Spring, Start [Ku]	1
	2	70986	Spring, Ext, Govnr [Ku]	1
▽	3	9004380	Lever, Fork Assy [Ku]	1
▲	4	9004381	Lever, Fork [Ku]	1
▲	5	9004382	Lever, Fork, Shaft [Ku]	1
▲	6	9004383	Lever, Fork, Shaft [Ku]	1
▲	7	70989	Bearing, Ball [Ku]	1
▲	8	73631	Cover, Lever, Gov [Ku]	1
▲	9	361430	Gasket, Cover, Gov [Ku]	1
	10	39160	Bolt, Hex [Ku]	2
	11	70991	Collar, Govnr [Ku]	1
	12	70992	Bearing, Ball [Ku]	1

Fig. 21 - Water Flange Group



Ref.	Part No.	Description	Qty.
▽	1	Comp. Flange, Water	1
▲	2 384859	Pipe, Water Return 1	1
	3	Plug	2
	4 70994	Gasket, Water Flange	1
	5 41973	Bolt	3
	6 72995	Bolt	1
	7 73633	Pipe, Water Return 2	1
	8 73634	Band, Pipe	2
	9 361654	Thermostat, 160deg, 1.7d	1
	10 10851	Gasket, Thermostat	1
	11 368091	Cover, Thermostat	1
	12 40418	Bolt	2

Fig. 22 - Turbo Charger Group



Ref.	Part No.	Description	Qty.
▽	1 9004508	Turbo Assy, Charger [Ku]	1
▲▽	2 9004509	Hose, Turbo, Charger [Ku]	1
▲▲	3 9004510	Hose, Clamp [Ku]	2
	4 9004511	Gasket, Turbo [Ku]	1
	5 39096	Nut	3
	6 39097	Washer, Lock, Split	3
	7 368296	Flange, Muffler	1
	8 9004512	Gasket, Turbo [Ku]	1
	9 73535	Screw, Hex [Ku]	3
	10 368293	Bolt	1
	11 39138	Bolt	2

Fig. 23 - Oil Cooler Group

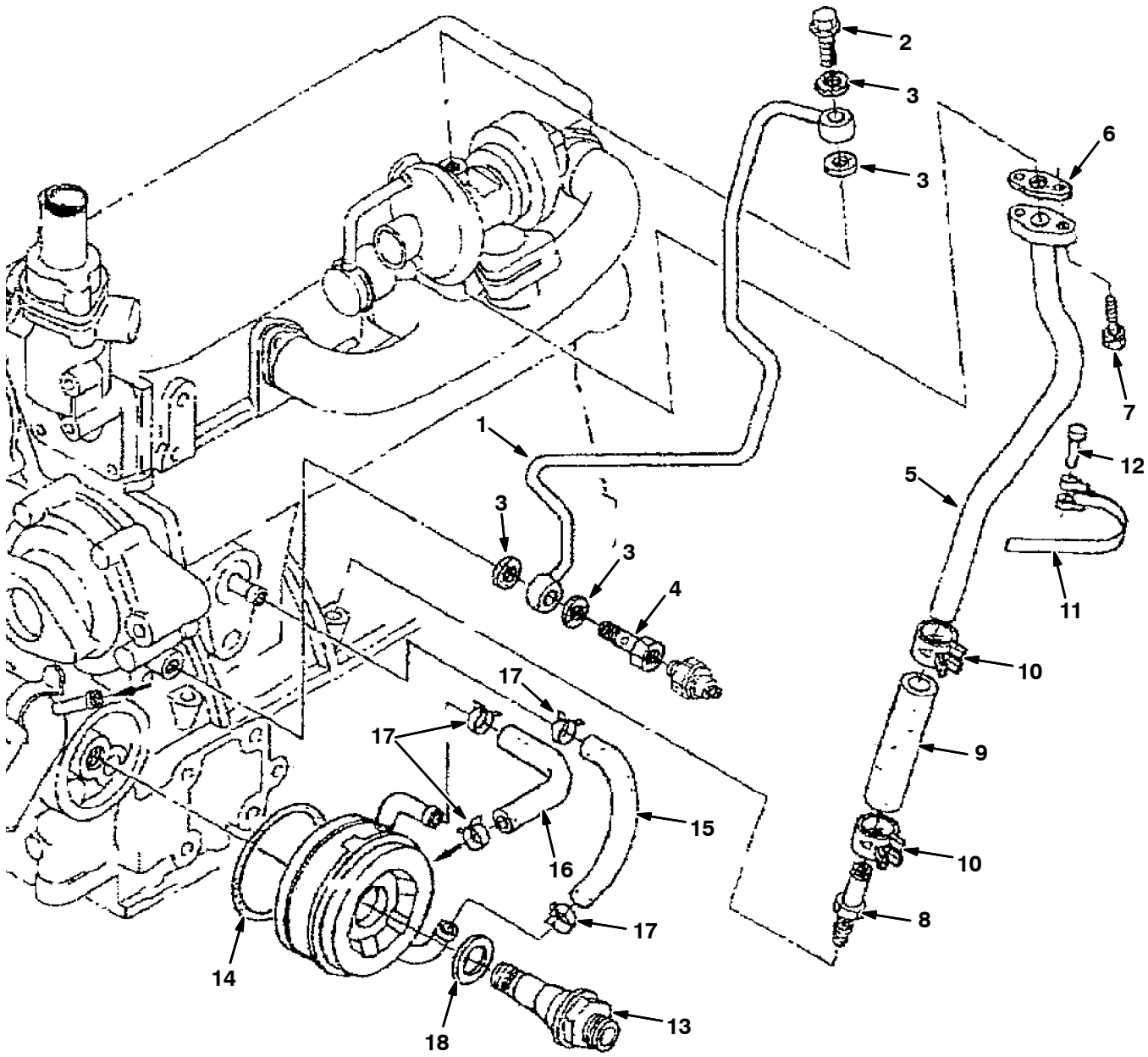


Fig. 23 - Oil Cooler Group

Ref.	Part No.	Description	Qty.	
1	9004416	Pipe, Oil [Ku]	1	
2	368305	Bolt, Eye	1	
3	368300	Gasket	2	
4	368302	Bolt, Eye	1	
5	9004417	Pipe, Oil [Ku]	1	
6	368306	Gasket	1	
7	40409	Screw, Hex [Ku]	2	
▽	8	9004418	Pipe, Oil [Ku]	1
▲	9	368301	Tube, Oil	1
10	368298	Clamp, Hose	2	
11	368299	Clamp, Pipe	1	
12	368311	Pin, Clamp	1	
13	9004419	Connector [Ku]	1	
14	9004420	O-Ring [Ku]	1	
15	9004421	Pipe, Oil, Cooler [Ku]	1	
16	73633	Hose, Water [Ku]	1	
17	73634	Clamp, Hose, Heater [Ku]	4	
18	368304	Collar	1	

SECTION 6

CONTENTS	PAGE
PART NUMBER TO PAGE NUMBER CROSS REFERENCE LIST	6-2
PART DESCRIPTION TO PAGE NUMBER CROSS REFERENCE LIST	6-12

CROSS REFERENCE

PART NUMBER TO PAGE NUMBER CROSS REFERENCE LIST

Part Number	Page Number	Part Number	Page Number	Part Number	Page Number
AC017	2-41, 3-7	BB124	2-21	CC356	2-81
AC019	3-7	BB125	2-21	CC362	2-81
AC020	3-7	BB126	2-21	CC370	2-81
AC021	3-7	BB127	2-21	CC381	2-81
AC032	3-7	BB129	2-51	CD001	2-53
AC033	3-7	BB132	2-51	CD007	2-11
AC044	3-9	BB133	2-21	CD036	3-19
AC052	3-7	BB134	2-21	CD055	2-5
AC054	3-7	BB135	2-21	CD065	2-59
AC058	3-5	BB136	2-21	CD070	2-63
AC059	3-5	BB137	2-97	CD076	2-63
AC072	3-5	BB140	2-49	CD078	2-63
AC076	3-7	BB146	2-49	CD083	2-5
AC086	3-5	BB149	2-49	CD090	2-5
AC087	3-7	BB154	2-47	CD099	2-23
AC117	3-5	BB171	2-13	CD100	2-23
AC118	3-5	BB173	2-13	CD103	2-23
AC126	3-9	BB174	2-13	CD106	2-23
AC127	3-9	BB175	2-13	CD121	2-25
AC129	3-7	BB176	2-13	CD135	2-99
AC134	3-9	BB177	2-13	CD136	2-99
AC135	3-9	BB178	2-13	CD146	2-85
AC136	3-9	BB179	2-13	CD154	1-1, 2-85
AC137	3-9	BB182	2-51	CD155	2-85
AE074	2-85	BB184	2-49	CD156	2-85
AL003	3-21	BB185	2-49	CD165	2-85
AL004	3-21	BB186	2-49	CD168	2-85
AL005	3-21	BB187	2-49	CD170	2-5
AL006	3-21	BB188	2-49	CD183	2-83
AL013	3-21	BB189	2-49	CD227	2-95
AL014	3-21	BB190	2-49	CD245	2-109
AL015	3-21	BB192	2-47	CD290	2-5
AL016	3-21	BB196	2-47	CD294	2-83
AL017	3-21	BB197	2-49	CD296	2-89
AL019	3-21	C410114	3-7	CD298	3-13, 3-15
AL020	3-21	CA032	2-91, 2-95	CD300	3-13, 3-15
AL021	3-21	CA276	2-91	CD305	2-25
AW006	2-87	CA364	2-5	CD383	2-109
AW009	2-5	CB793	2-55	CD386	2-57, 3-5
AW040	2-87	CB799	2-55	CD405	2-85
AW046	2-87	CB810	2-55	CD408	2-95
AW048	2-87	CB822	2-91	CD413	2-95
AW053	2-87	CB823	2-91	CD418	2-83
AW124	2-87	CB836	2-91	CD419	2-83, 2-87
AW125	2-87	CB840	2-97	CD424	2-85
AW130	2-87	CB850	2-5	CD437	3-9
AW136	2-87	CB855	2-5	CD457	3-13, 3-15
AW140	2-87	CB878	2-11	CD458	2-25
AW175	2-87	CB890	2-9	CD463	2-25
BB007	2-63	CB894	2-79	CD465	2-25
BB028	2-7	CB898	2-79	CD506	2-93
BB045	2-49	CB902	2-79	CD508	2-25
BB079	2-21	CB904	2-91	CD511	2-25
BB116	2-53	CB937	2-91	CD517	2-25
BB118	2-51	CB939	2-91	CD519	2-109
BB120	2-47	CB946	2-13, 2-21	CD527	2-97
BB121	2-47	CB964	2-79	CD529	2-23
BB123	2-21	CB978	2-91	CP090	2-91

CROSS REFERENCE

Part Number	Page Number	Part Number	Page Number	Part Number	Page Number
CP193_C	2-73, 2-75	ES256	2-5	FA089	2-15
CP194	2-39	ES257	2-55	FA093	2-9, 2-11
CP196	2-43	ES258	2-79	FA116	2-9, 2-11
CP197	2-53	ES266	2-43	FA123	2-7
CP201	2-41	ES271	2-43, 2-45	FA127	2-7
CP205	2-41	ES272	2-45	FA130	2-7, 2-17, 2-19
CP214	2-45	ES275	2-51	FA134	2-9, 2-11
CP223	2-5	ES276	1-1, 2-5	FA151	2-7
CP225	3-11	ES277	2-39	FA155	2-11
CP232	2-25	ES279	2-55, 2-81	FA156	2-9
CP233	2-23	ES280	2-7	FA171	2-11
CP235	2-41	ES281	2-7	FA174	2-13
CP237_C	2-95	ES282	2-63	FA175	2-13
CP242	2-43	ES285	2-19	FA176	2-9, 2-11
CP250	2-35	ES289	2-93	FA204	2-9
CP251	3-11	ES295	2-59	FA205	2-11
CT002	2-17	ES296	2-39	FS001	2-15
CT019	2-19	ES329	2-27	FS002	2-15
CT021	2-17, 2-19	ES339	3-21	FS005	2-15
CT025	2-7, 2-17, 2-19	ES347	2-27	FS006	2-15
CT039	2-21, 2-49	ES352	2-43	FS007	2-15
CT053	2-7, 2-17, 2-19	ES355	2-41	FS008	2-15
CT056	2-21	ES362	2-67	FS014	2-39
CT057	2-21	ES370	2-43	FS015	2-39
EC014	2-45	ES404	2-89	FS016	2-15
EC020	3-3	ES405	2-41	FS017	2-15
EC021	3-3	ES411	2-45	FS020	2-15
EC022	3-3	ES420	2-45	FS021	2-15
EC023	3-3	ES423	2-47	GB031	2-47, 2-77, 2-91
EC025	2-27	ES424	2-47	GB034	2-51
EH015	2-43	ES426	2-43	GB036	2-73, 2-75
EH016	2-55	ES440	2-43	GB060	2-29, 2-31
EH018	2-43	ES448	2-45	GB073	2-7, 2-15, 2-69, 2-71, 2-91
ES012	2-39, 2-53	ES451	2-59	GB089	2-17, 2-19
ES017	2-43	ES497	2-45	GB090	2-5, 3-19
ES032	2-5, 2-27	ES526	2-43, 2-45, 3-19	GB092	2-79, 3-19
ES038	2-5	ES527	2-43	GB093	2-77
ES053	2-91	ES528	2-43	GB095	2-5
ES062	2-91	ES529	2-43	GB097	3-7
ES099	2-59	ES530	2-43	GB099	2-77
ES130	2-43	ES531	2-43, 3-11	GB100	2-77
ES134	2-43	ES532	2-43	GB109	2-29, 2-31
ES151	2-43	ES617	3-5	GB110	2-29, 2-31, 2-81
ES162	2-59	ET063	2-57	GB113	3-19
ES180	2-43, 3-11, 3-21	ET101	2-27	GG021	2-41, 2-95
ES186	2-27	ET138	2-57	GG023	2-7, 2-9, 2-11, 2-15, 2-69, 2-71
ES192	2-43	ET139	2-57	GG033	2-23, 2-25
ES206	2-27	EW212	2-114	GG039	2-7, 2-17, 2-19, 2-37, 2-69, 2-71, 2-91
ES209	2-43	EW213	2-114	GG041	2-65
ES215	2-39	EW214	2-114	GG042	2-65
ES217	2-27	EW218	2-57	GG044	2-23, 2-25
ES224	2-43	EW221	2-43	GG048	2-65
ES230	2-47	EW224	2-114	GG054	2-65
ES243	2-5, 2-27	FA064	2-9, 2-11	GG055	2-65
ES245	2-27	FA069	2-7	GG073	2-13, 2-21
ES247	2-45	FA072	2-7	GG074	2-13, 2-21
ES250	2-45	FA073	2-7	GG076	2-85
ES252	2-43, 2-45	FA082	2-7		
ES254	2-5	FA083	2-7		
ES255	2-5	FA085	2-7		

CROSS REFERENCE

Part Number	Page Number	Part Number	Page Number	Part Number	Page Number
GG077	2-67	GM387	2-27, 2-37	GN073	2-21, 2-49
GG078	2-89	GM389	2-33	GN075	2-83
GG132	2-51	GM390	3-9	GN078	2-87
GG134	2-11	GM391	2-77	GN090	2-13, 2-21
GG146	2-23, 2-25, 2-73, 2-75, 2-95	GM394	2-113	GN091	2-7, 2-9, 2-11, 2-15
GG147	2-23, 2-25	GM395	2-113	GN108	4-3
GG148	2-23, 2-25, 2-85	GM399	2-77	GN109	4-3
GG155	2-91	GM400	2-93	GT027	2-53, 3-11
GG156	2-77	GM401	2-77	GT028	2-51
GG177	2-77	GM406	2-27	GT042	2-51, 2-53, 2-61, 2-91
GG190	2-91	GM408	2-99	GT050	2-41, 3-7
GG213	2-89	GM436	2-91	GT054	2-47
GG227	2-7	GM451	2-23, 2-25	GT071	2-57, 3-5
GG229	2-7, 2-15, 2-83	GM455	2-57	GT073	2-47
GG230	2-55	GM460	2-39	GT089	2-57
GG231	2-55, 2-61, 2-81	GM461	2-43, 2-113	GT106	2-45
GG233	2-37	GM463	2-5	GT108	2-63
GG234	2-17, 2-19	GM482	2-113	GT111	2-5, 2-27, 3-3, 3-7
GG240	2-91	GM505	2-23, 2-25	GT112	2-27, 2-29, 2-31, 2-33, 2-39, 2-41, 3-7
GG242	2-37	GM506	2-113	GT119	2-41, 2-53
GG244	2-9, 2-11	GM509_C	2-31	GT135	2-53
GG247	2-69, 2-71	GM510_C	2-29	GT144	2-91
GG248	2-69, 2-71	GM517	2-23, 2-25	GT151	2-27, 2-49
GG249	2-13, 2-21, 2-37, 2-47, 2-51	GM522	2-27	GT152	2-41, 2-53
GG256	2-13, 2-21	GM530	2-35	GT159	2-47
GG259	2-53	GM534	2-63	GT188	2-89
GG260	2-17, 2-19	GM550	3-21	GT194	2-43, 2-47, 2-89, 3-7
GG263	2-83	GM551	3-21	GT196	2-51
GG265	2-7, 2-15, 2-17, 2-19	GM552	3-21	GT203	2-49, 2-79, 2-91
GG266	2-79	GM553	3-21	GT209	3-5
GG276	2-77	GM554	3-21	GT222	2-43
GG277	2-77	GM555	3-21	GT224	2-95
GG280	2-29, 2-31	GM556	3-21	GT228	3-11
GG281	3-19	GM557	3-21	GT234	2-13, 2-21
GG282	2-37	GM558	3-21	GT235	2-35
GG285	2-85	GM559	3-21	GT240	2-83
GG286	2-89	GM561	2-79	GT249	2-105
GG287	1-1, 2-89	GM565	2-113	GT262	2-41, 2-83
GG295	2-33	GM568	2-113	GT267	2-33
GG296	2-33	GN004	2-37, 2-47, 2-51, 2-91	GT278	2-57
GG297	2-41	GN006	2-51, 2-79	GT279	2-51
GG300	2-85	GN009	3-9	GT285	2-69, 2-71
GG301	2-51	GN011	2-27, 2-29, 2-31, 2-47, 2-53, 3-3, 3-17	GT287	2-57
GG302	2-93	GN019	2-41	GT291	2-21
GG329	2-87	GN021	2-91	GT293	2-9, 2-11
GM013	2-59, 2-83	GN024	2-57	GT298	2-55, 2-81
GM024	2-27	GN025	2-83	GT301	3-13, 3-15
GM154	2-5, 2-87	GN042	2-59	GT302	2-13, 2-21
GM260	2-9, 2-11	GN043	2-57, 2-85, 2-97, 3-7	GT303	2-57, 2-85
GM261	2-97	GN046	2-5, 2-57, 2-59, 2-85, 3-3, 3-5, 3-7	GT305	2-29, 2-31, 2-79, 2-89, 2-91, 3-9
GM294	2-5	GN047	2-83	GT310	2-41
GM310	2-45	GN049	2-27	GT312	2-5
GM311	2-33	GN058	2-51	GT313	2-5, 3-19
GM346	3-3	GN061	2-39, 2-83	GT314	2-83
GM354	2-113	GN064	2-7, 2-15	GT315	2-83
GM356	2-53	GN068	2-17, 2-19	GT317	2-39
GM361	2-33	GN069	2-77	GT318	2-49, 2-97
GM385	2-33	GN071	2-37	GT320	2-23, 2-25, 2-27, 3-7

CROSS REFERENCE

Part Number	Page Number	Part Number	Page Number	Part Number	Page Number
GT325	2-5, 2-37, 2-85	HC156	4-3	HF249	2-103
GT327	2-59, 2-67, 2-79, 2-85, 2-87, 3-13, 3-15	HC163	2-9, 2-11	HF250	2-105, 3-17
GT328	2-29, 2-31, 2-81	HC199	2-97	HF251	2-39
GT329	2-63, 3-7	HC200	2-97	HF252	2-101, 2-107, 3-17
GT330	2-109	HC206	2-99, 4-5	HF253	2-39, 2-101, 2-107, 2-109, 3-17
GT331	2-41, 2-59, 2-85, 2-91	HC207	2-97, 4-7	HF254	2-101
GT332	2-85	HC208	2-97, 4-9	HF255	2-39
GT333	2-59, 2-89, 2-91	HC209	3-17, 4-11	HF256	2-107
GT338	2-23, 2-25, 2-109	HC210	2-109, 4-13	HF257	2-101, 2-107
GT339	2-57, 3-5	HC211	2-7	HF259	2-101, 2-103
GT347	2-3, 2-79	HC212	2-79	HF262	2-101, 2-109, 3-17
GT351	2-85, 2-91, 2-109	HC213	2-69	HF263	2-101, 2-103, 3-17
GT376	2-17, 2-19	HC214	2-71	HF267	2-103, 2-105
GT377	2-5, 2-61, 3-13, 3-15	HC215	2-83	HF268	2-109
GT378	2-33, 2-59, 2-91, 3-7, 3-9	HC216	2-77	HF270	2-111
GT382	2-29, 2-31	HC217	2-69, 2-71	HF272	3-19
GT384	2-35	HC218	2-7	HF273	3-19
GT386	2-37, 2-77, 3-3	HC219	2-7	HF275	2-101
GT390	2-83	HC220	2-85	HF276	2-109
GT393	2-99	HC227	1-1, 4-3	HF279	4-3
GT395	2-59, 2-97	HC228	1-1, 4-3	HF280	4-3
GT396	2-5	HF165	2-109	HF287	2-109
GT404	2-79	HF166	2-109	HF295	2-105
GT410	2-53	HF171	4-5	HF300	3-17
GT411	2-83	HF172	4-5	HF301	3-15
GT413	3-3, 3-7	HF174	4-5	HJ388	2-101
GT414	2-13, 2-21	HF192	3-9	HJ390	2-101
GT418	4-3	HF214	2-107	HJ391	2-101
GW003	2-57, 3-5	HF215	2-107	HJ392	2-101
GW007	2-99	HF216	2-101	HJ393	2-101
GW008	2-79	HF217	2-101	HJ394	2-101
GW013	2-41, 2-51	HF218	2-101	HJ395	2-101
GW015	2-49, 2-57	HF219	2-101	HJ396	2-101
GW021	2-37, 2-45, 2-61, 2-83, 2-85	HF221	2-101	HJ397	2-101
GW027	2-55, 2-65, 2-81	HF222	2-101	HJ398	2-107
GW029	2-49	HF224	2-101	HJ399	2-107
GW031	2-27, 2-29, 2-31, 2-35, 2-41, 2-53, 3-3, 3-11, 3-17	HF225	2-101	HJ400	2-107
GW032	2-59	HF227	2-105, 2-107, 2-109, 2-111	HJ401	2-107
GW041	2-49, 2-57, 2-91	HF228	2-105	HJ402	2-107
GW049	2-27	HF229	2-101, 2-107, 2-109, 2-111	HJ403	2-107
GW051	2-37	HF231	2-105, 2-107	HJ404	2-107
GW055	2-53, 2-81	HF232	2-101, 2-105, 2-111	HJ405	2-107
GW060	2-29, 2-31, 2-57, 2-81	HF233	2-101, 2-111	HJ406	2-107
GW077	2-77	HF234	2-105, 2-109	HJ407	2-107
GW078	2-79	HF235	2-107, 2-109, 2-111	HJ408	2-107
GW079	2-29, 2-31, 2-77, 2-81	HF236	2-101, 2-103, 2-105, 2-111	HJ409	2-107
GW081	2-51	HF237	2-101, 2-103, 2-105, 2-109, 2-111	HJ410	2-101
GW084	2-83	HF238	2-101, 2-103, 2-105, 2-111	HJ411	2-101
GW086	2-41	HF239	2-101, 2-109, 3-17	HJ412	2-101
GW087	2-57, 2-59, 2-81, 2-85, 2-87, 2-97, 3-3, 3-5	HF240	2-103, 2-105, 3-17	HJ413	2-101
GW100	2-99	HF243	2-109, 3-17	HJ414	2-105
GW115	4-3	HF244	2-39, 2-109	HJ415	2-105
HC004	2-97	HF245	2-105	HJ416	2-103
HC058	1-1, 2-97	HF248	2-101, 2-103, 2-105, 2-109	HJ417	2-103
				HJ418	2-103
				HJ419	2-103
				HJ420	2-105
				HJ421	2-105
				HJ422	2-105

CROSS REFERENCE

Part Number	Page Number	Part Number	Page Number	Part Number	Page Number
HJ423	2-105	HJ568	3-15	HV182	4-5
HJ424	2-105	HM032	2-9, 2-11	HV184	4-5
HJ425	2-105	HM037	2-73, 2-75	HV185	4-13
HJ426	2-105	HM059	2-73, 2-75	HV186	4-13
HJ427	2-105	HM060	2-9, 2-11, 2-17	HV187	4-13
HJ428	2-105	HM061	2-19	HV188	4-13
HJ429	2-105	HM062	2-81	HV189	4-13
HJ430	2-105	HM063	2-19	HV190	4-13
HJ432	2-105	HM064	2-17	HV191	4-13
HJ433	2-105	HP021	2-55	HV192	4-13
HJ434	2-111	HP031	2-99	HV193	4-13
HJ435	2-111	HP039	2-99	HV194	4-13
HJ436	2-111	HP042	2-99	HV195	4-13
HJ437	2-111	HT050	4-3	HV196	4-13
HJ438	2-111	HT088	4-3	HV198	4-5
HJ439	2-105, 3-17	HT105	4-3	HV199	4-5
HJ440	3-17	HT118	4-3	HV204	4-11
HJ441	3-17	HT119	2-97, 4-3	HV208	4-9
HJ442	2-103	HT121	4-3	HV210	2-111
HJ443	2-103	HT159	2-109	HV211	2-97
HJ444	2-103	HV039	4-9	HV212	2-97
HJ445	2-103	HV045	4-7, 4-9, 4-11	HV213	2-105
HJ446	2-103	HV051	4-9	HV215	2-39
HJ447	2-101	HV062	4-9	HV216	2-101
HJ448	2-101	HV090	2-97	KM206	2-81
HJ449	2-109	HV095	4-7, 4-11	KM274	2-3
HJ450	2-109	HV096	4-9	KM329	2-81
HJ451	2-109	HV101	4-9	KM332	2-33
HJ452	2-109	HV102	4-9	MA200	2-47
HJ453	2-109	HV103	4-9	MC050	2-47
HJ454	2-109	HV104	4-9	MC062	2-47
HJ455	2-109	HV106	4-9	MC093	2-53
HJ456	2-109	HV107	4-9	MC118	2-29, 2-31
HJ457	2-109	HV108	4-9	MC120	2-33
HJ458	2-109	HV110	4-9	MC121_B	2-31
HJ459	2-109	HV111	4-9	MC122_B	2-29
HJ460	2-111	HV112	4-9	MC145	2-29, 2-31
HJ461	2-111	HV113	4-9	MC150	2-31
HJ462	2-111	HV115	4-9	MC155	2-29
HJ463	2-111	HV116	4-9	MC163	2-31
HJ464	2-109	HV118	4-5	MC166	2-29
HJ465	2-107	HV120	4-9	MC221	2-53
HJ466	2-107	HV122	4-7, 4-9	MC222	2-53
HJ467	2-107	HV123	4-5, 4-11	MC223	2-51
HJ468	2-107	HV124	4-9	MC226	2-27
HJ469	2-39	HV125	4-9	MC227	2-27
HJ470	2-39	HV137	4-9	MC238	2-27
HJ471	2-39	HV139	4-9	MC251	2-41, 2-51, 2-53
HJ472	2-39	HV140	4-7, 4-11	MC258	2-29, 2-31
HJ473	2-109	HV142	4-7	MC270	2-29, 2-31
HJ474	2-109	HV167	4-7, 4-11	MC271	2-29
HJ475	2-109	HV168	4-7	MC272	2-35
HJ476	2-109	HV169	4-7, 4-11	MC274	2-27
HJ477	3-19	HV170	4-7	MC277	2-53
HJ478	3-19	HV171	4-7	MC280	2-53
HJ479	3-17	HV172	4-7	MC298	2-51
HJ564	3-17	HV173	4-7	MC309	2-51
HJ565	3-17	HV174	4-7, 4-9	MC312	2-51
HJ566	3-19	HV175	4-7	MC334	2-53
HJ567	3-17	HV181	4-5	MC341	3-11

CROSS REFERENCE

Part Number	Page Number	Part Number	Page Number	Part Number	Page Number
MC342	2-53	NA120	2-83	PC243	2-65
MC343	2-53	NA134	2-83	PC245	2-65
MC344	2-53	NA135	2-83	PC279	2-65
MC350	2-37	NA138	1-1, 2-83	PC282	2-65
MC359	2-43	NA146	2-83	PC295	2-65
MC364	2-29, 2-31	NA147	2-83	PC296	2-65
MC373	2-47	NA196	2-83	PC299	2-59
MC378	2-41	NA197	2-83	PC300	2-59
MC383	2-41	NB064	2-3	PD039	2-55
MC384	2-29, 2-31	NB065	2-3	PG092	2-63
MC397	2-53	NB068	2-3	PG099	2-63
MC405	2-29, 2-31	NB069	2-3	PG100	2-63
MC425	2-33, 3-7	NF045	2-83	PG102	2-63
MC434	2-33, 3-7	NF128	2-69	PG116	2-63
MC479	2-45	NF129	2-69	PJ001	3-5
MC488	2-41	NF137	2-71	PJ002	2-57
MC490	2-41	NF138	2-71	PP034	2-55
MC501	2-53	NF147	2-69, 2-71	PP035	2-55
MC502	2-41	NF148	2-69, 2-71	PP073	2-57
MC507	2-35	NF151	2-69	PP082	1-1, 2-63
MC519	2-41	NF156	2-71	PP083	1-1, 2-55
MC550	2-35	NF158	2-69	PP084	1-1, 2-59
MC582	2-27	NF163	2-71	PP085	2-63
MC603	2-37	NF164	2-69, 2-71	PP089	2-61
MC624	3-3	NF168	2-69, 2-71	PP091	2-55
MC626	3-3	NF171	2-73	PP092	2-67
MC629	2-43	NF173	2-73	PP095	2-61
MC663	2-29, 2-31	NF175	2-75	PP096	2-57
MC672	2-41	NF177	2-75	PP101	2-59
MC677	2-27	NF178	2-73, 2-75	PP102	2-59
MC680	2-33, 3-7	NF184	2-73, 2-75	PP103	2-59
MC681	3-9	NF191	2-69	PP111	2-55
MC682	3-9	NF192	2-71	PP112	2-55
MC700	2-41	NF193	2-69	PP133	2-57
MC707	3-7	NF194	2-71	PP147	3-5
MC724	2-37	NF198	2-69, 2-71	PP154	2-85, 3-5
MC727	2-37	NF199	2-69, 2-71	PP156	3-5
MC729	2-37	NF205	2-69, 2-71	PP171	3-13, 3-15
MC730	2-37	NF209	2-69, 2-71	PP196	3-5
MC732	2-37	NF210	2-73, 2-75	PP206	2-61
MC735	2-53	NF282	2-69, 2-71	PP207	2-61
MC740	2-37	NN112	1-1, 2-83	PP208	2-61
MC763	2-39	NN113	2-83	PP217	2-61
MC790	2-29	PC004	2-91	PP218	2-61
MC791	2-31	PC024	2-67	PP274	2-55
MC792	2-27	PC086	2-67	PP276	2-55
MC842	2-29, 2-31	PC087	2-67	PP277	2-57, 3-5
MC843	2-29, 2-31	PC113	2-59	PP284	2-59
MC874	2-39	PC114	2-53	PP298	2-63
MC929	2-33	PC115	2-53	PP313	2-63
MC930	2-31	PC173	2-65	PP326	2-61
MC931	2-29	PC176	2-65	PP347	2-57, 3-5
MC932	2-27	PC178	2-67	PP353	2-61
MC933	2-29	PC208	2-61	PP367	2-55
MC934	2-31	PC214	2-65	PP403	2-5
NA068	2-83	PC216	2-65	PP429	2-43
NA082	2-83	PC219	2-65	PP436	2-59
NA087	2-83	PC222	2-65	PP438	2-55
NA117	2-83	PC228	2-65	PP440	2-59
NA118	2-83	PC229	2-85	PP464	2-57

CROSS REFERENCE

Part Number	Page Number	Part Number	Page Number	Part Number	Page Number
PP467	2-57	VH789	2-85	WP216	2-95
PP469	2-5	VH790	2-85	WP217	2-95
PP484	3-5	VK105	2-87	WP221	1-1, 2-95
TC021	3-5	VK107	2-83	WP240	3-13
TW055	2-13, 2-21	VK108	2-77	WP244	3-13
TW056	2-13, 2-21	VK127	2-87	WP259	3-13
VF075	2-95	VT188	2-83	WP268	3-13
VF103	2-81	VT202	2-83	WP287	3-15
VH122	2-77	WA041	2-93	WP288	2-55
VH125	2-77	WA103	2-95	YM057	3-23
VH142	2-77	WA107	2-93	01683	2-27, 2-77, 2-85, 2-89
VH143	2-79	WA120	2-93	01684	2-5, 2-63, 2-77, 2-79, 2-93
VH145	2-79	WA121	2-95	01685	2-41, 2-59, 2-73, 2-75, 2-77, 2-81, 2-85, 2-89, 2-91, 3-13, 3-15, 3-19
VH163	2-77	WA127	2-93	02363	2-83
VH164	2-77	WA128	2-93	02643	2-9, 2-11, 2-17, 2-19
VH181	2-77	WA130	2-93	02850	2-47
VH204	2-77	WA136	2-91	03192	2-73, 2-75, 3-5
VH216	2-77	WA139	2-27	03193	3-5
VH251	2-77	WA142	2-27	04375	3-5
VH253	2-77	WA184	3-19	04765	2-97
VH259	2-77	WA202	2-93	06549	2-27, 2-77, 2-85, 2-89, 3-3
VH271	2-77	WA206	1-1, 2-95	06942	2-63, 3-7
VH272	2-77	WA228	2-91	06945	2-23, 2-25
VH273	2-77	WA250	2-95	06949	2-97, 3-5
VH274	2-77	WA254	2-95	06955	2-61
VH296	2-77	WA268	2-95	06956	3-5
VH373	1-1, 2-77	WA269	2-95	06957	2-97, 2-111
VH409	2-77	WA274	2-95	06961	2-37, 2-69, 2-71, 2-91
VH410	2-77	WA305	2-93	06962	2-37
VH453	2-77	WA306	2-93	06968	2-73, 2-75
VH505	2-81	WA308	2-93	06976	2-47
VH516	2-77	WA312	2-93	07299	2-55
VH520	2-85	WA317	2-91	07785	3-7
VH536	2-77	WA325	2-91	08165	2-61
VH540	2-77	WA330	2-91	08175	2-85, 2-91
VH541	2-85	WA332	2-27	08182	2-69, 2-71
VH551	2-85	WA354	2-95	08185	2-77
VH563	2-85	WA355	2-95	08708	2-5, 2-55, 2-59, 2-63, 2-87, 2-93, 2-97, 3-7, 3-13, 3-15
VH567	2-85	WA364	3-19	08709	2-9, 2-11, 2-29, 2-31, 2-41, 2-47, 2-51, 2-59, 2-73, 2-75, 2-81, 2-83, 2-85, 2-95, 2-97, 2-99, 2-111, 3-5
VH570	2-85	WA365	3-19	08711	2-9, 2-11, 2-17, 2-19, 2-47, 2-73, 2-75, 2-83
VH572	2-87	WA366	3-19	08712	2-23, 2-25, 2-29, 2-31, 2-65, 2-77, 2-79, 2-81, 2-105, 3-7, 3-19
VH606	2-89	WA367	1-1	08713	2-5, 2-29, 2-31, 2-55, 2-63, 2-65, 2-79, 2-81, 2-83, 2-85, 2-89, 2-91, 2-109, 3-13, 3-15, 3-19
VH609	2-89	WA368	3-19	08714	2-85
VH610	2-77	WA369	2-93		
VH639	2-77	WA370	2-91		
VH650	2-89	WA417	3-19		
VH658	2-89	WP016	2-95		
VH738	2-85	WP020	1-1, 2-95		
VH741	2-89	WP060	1-1, 2-95		
VH742	2-89	WP112	2-93		
VH752	2-81	WP163	2-93		
VH753	2-85	WP164	2-93		
VH756	2-89	WP165	1-1, 2-73, 2-75		
VH765	2-85	WP166	2-93		
VH766	2-83	WP169	2-93		
VH767	2-83	WP180	3-13, 3-15		
VH774	2-81	WP182	2-93		
VH776	2-81	WP212	3-13		
VH778	2-81	WP214	2-95		
VH786	2-81	WP215	2-95		

CROSS REFERENCE

Part Number	Page Number	Part Number	Page Number	Part Number	Page Number
08716	2-23, 2-25, 2-29, 2-31, 2-77	32491	2-17, 2-59, 2-73, 2-75	39121	5-7, 5-21, 5-26
09010	2-83, 2-95	32492	2-5, 2-37, 2-73, 2-75, 2-77, 2-81, 3-5	39138	5-29
09011	2-55	32493	2-9, 2-11, 2-17, 2-19, 2-31, 2-47, 2-69, 2-71	39160	5-27
09028	2-77	32716	2-47	39197	5-15
09740	2-65, 2-81, 2-91, 3-19	33342	2-69, 2-71, 2-83	39234	2-99
09741	2-83	33922	2-65	39277	2-9, 2-11, 2-63, 2-73, 2-75, 3-5
09744	3-7	34820	2-43	39283	2-73, 2-75, 2-81
09771	3-17	360680	2-7	393504	5-5
1005150	2-27	361366	5-4	393566	5-19
1016561	3-13	361372	5-5	393570	5-3
1016562	2-67	361373	5-19	393598	5-13
1016563	2-67	361374	5-10	394922	2-57
1035889	2-57	361375	5-25	40166	5-19, 5-25
1040049	2-95	361392	5-13	40407	5-26
1056561	2-67	361401	5-7	40409	5-12, 5-31
10632-12	2-27	361430	5-27	40418	5-28
10844	5-17	361436	5-3	41141	2-5, 2-37
10845	5-17	361589	5-13	41178	2-65
10851	5-28	361654	5-28	41186	2-97
11399	2-93	364441	2-93	41187	2-39, 2-91
11531	2-59, 2-67	367713	2-83	41359	2-55, 2-63
11635	2-85	367718	2-87	41430	2-37, 2-55, 2-69, 2-71, 2-73, 2-75, 2-77, 2-81, 3-5
150713	2-95	368055	5-7		
15675	2-7, 2-15, 2-17, 2-19, 2-79, 2-81, 2-89	368091	5-28	41973	5-15, 5-24, 5-26, 5-28
15678	2-23, 2-25, 2-29, 2-31, 2-65, 2-81	368286	5-12	43844	2-47, 2-63, 2-67, 2-93, 2-95
16085	3-7	368287	5-12		
16391	2-95	368291	5-11	44961	2-51
16735	2-11, 2-37, 2-55, 2-79, 2-85, 2-91	368293	5-29	46236	2-55, 2-81
16931	2-9, 2-11, 2-47, 2-55, 2-73, 2-75, 2-85, 2-97, 2-99	368296	5-29	49609	2-13
17284	2-5, 2-77, 2-93, 2-109	368298	5-31	49883	2-5
19066	2-23, 2-25, 2-29, 2-31, 3-7	368299	5-31	54333	2-63, 2-93
19572	2-97	368300	5-31	54396	2-97
20719	5-19	368301	5-31	57912	3-15
21198	2-99	368302	5-31	58286	2-55
222268	2-49, 2-73, 2-75	368304	5-31	58366	3-7
22297	2-59, 2-63	368305	5-31	58979	2-93, 3-19
22662	2-73, 2-75	368306	5-31	63810	2-53, 2-93
24012-1	2-61	368311	5-31	69234	2-67
24199	2-85	368317	5-8	70188	5-25
25312	3-22	371017	5-9	70887	5-3
26395-1	2-5, 2-79	372906	5-5	70888	5-3
30013	2-63	372907	5-5	70897	5-5
30131	5-19	372917	5-19	70898	5-5
30132	5-19	373720	2-99	70900	5-7
30136	5-25	378969	2-49, 2-51, 2-93	70901	5-7
30389	3-7	379870	2-83	70902	5-7
32483	2-65, 2-83, 2-87	384859	5-28	70903	5-7
32490	2-5, 2-9, 2-11, 2-29, 2-31, 2-37, 2-55, 2-61, 2-63, 2-65, 2-73, 2-75, 2-79, 2-81, 2-83, 2-85, 2-93, 2-95, 2-97, 2-99, 2-109, 2-111, 3-5	384872	5-7	70912	5-7
		39005	2-95	70913	5-10
		39051	5-3, 5-7	70918	5-8
		39062	5-3	70919	5-8
		39065	5-7, 5-21, 5-26	70920	5-8
		39073	5-4, 5-5	70923	5-9
		39087	5-3	70925	5-9
		39088	5-3, 5-5	70929	5-10
		39094	5-4	70930	5-10
		39096	5-29	70931	5-10
		39097	5-29	70932	5-10

CROSS REFERENCE

Part Number	Page Number	Part Number	Page Number	Part Number	Page Number
70933	5-10	73493	5-13	73589	5-23
70934	5-12	73494	5-13	73590	5-23
70935	5-11	73496	5-13	73593	5-24
70936	5-13	73497	5-13	73594	5-24
70940	5-17	73498	5-13	73595	5-24
70942	5-17	73499	5-13	73596	5-24
70943	5-17	73500	5-13	73597	5-24
70951	5-9	73502	5-13	73598	5-24
70956	5-18	73504	5-13	73599	5-24
70964	5-19	73506	5-13	73600	5-24
70966	5-19	73507	5-13	73601	5-24
70967	5-19	73508	5-13	73602	5-24
70968	5-19	73509	5-15	73603	5-24
70972	5-21	73511	5-15	73604	5-24
70973	5-21	73512	5-15	73605	5-25
70974	5-21	73513	5-15	73606	5-25
70977	5-24	73514	5-15	73610	5-25
70978	5-24	73515	5-15	73618	5-26
70980	5-25	73516	5-15	73619	5-26
70982	5-26	73517	5-15	73621	5-26
70983	5-26	73518	5-15	73622	5-26
70984	5-26	73519	5-15	73623	5-26
70986	5-27	73522	5-17	73624	5-26
70989	5-27	73523	5-17	73625	5-26
70991	5-27	73524	5-17	73626	5-26
70992	5-27	73525	5-17	73631	5-27
70994	5-28	73526	5-17	73633	5-28, 5-31
70998	5-3	73527	5-17	73634	5-28, 5-31
71985	5-3	73528	5-17	74455	2-21, 2-69, 2-71
71986	5-3	73529	5-17	76099	2-69, 2-71, 2-91, 3-13, 3-15
71987	5-3	73530	5-17		
71988	5-3	73533	5-18	762163	2-101
71989	5-3	73534	5-18	763040	2-63, 3-5
71990	5-3	73535	5-29	763041	2-5, 2-7, 2-9, 2-11, 2-15, 2-19, 2-55, 2-63, 2-91, 2-97, 3-5, 3-13, 3-15
71991	5-3	73554	5-19		
71992	5-3	73555	5-19		
71996	5-5	73560	5-19	763042	2-55, 2-73, 2-75
71997	5-5	73561	5-21	763072	2-91
72014	5-7	73562	5-21	763085	3-19
72015	5-7	73563	5-21	76570	2-81, 2-97
72016	5-7	73565	5-21	76736	2-59, 2-79
72019	5-7	73567	5-23	768482	2-39
72970	2-53	73568	5-23	77602	2-57
72993	5-7	73569	5-23	80288	2-5
72994	5-12	73570	5-23	83584	2-53, 2-59
72995	5-28	73571	5-23	84635	5-21, 5-23
72996	5-12	73572	5-23	84636	5-24
72998	5-9	73573	5-23	84644	5-21
72999	5-9	73574	5-23	84648	5-23
73468	3-13, 3-15	73575	5-23	84649	5-23
73479	5-9	73576	5-23	84650	5-23
73480	5-10	73577	5-23	84651	5-23
73481	5-10	73578	5-23	86240	2-51
73482	5-10	73579	5-23	86824	2-67, 3-13, 3-15
73483	5-10	73580	5-23	87738	2-63
73484	5-10	73581	5-23	9003869	5-8
73485	5-10	73582	5-23	9003870	5-8
73488	5-11	73585	5-23	9004337	5-3
73489	5-11	73586	5-23	9004338	5-4
73492	5-13	73588	5-23		

Part Number	Page Number	Part Number	Page Number
9004339	5-4	9004510	5-29
9004341	5-5	9004511	5-29
9004342	5-7	9004512	5-29
9004343	5-7	9006280	3-23
9004344	5-7	9006281	3-23
9004345	5-7	9006291	3-23
9004346	5-7	9006292	3-23
9004347	5-7	9006569	3-23
9004349	5-9	9008205	3-5
9004350	5-9	9008344	2-81
9004351	5-9	9008345	2-99
9004352	5-9		
9004353	5-9		
9004354	5-9		
9004356	5-9		
9004358	5-15		
9004359	5-15		
9004360	5-17		
9004361	5-17		
9004362	5-17		
9004363	5-17		
9004364	5-17		
9004368	5-24		
9004369	5-24		
9004373	5-24		
9004374	5-25		
9004375	5-25		
9004379	5-27		
9004380	5-27		
9004381	5-27		
9004382	5-27		
9004383	5-27		
9004385	5-26		
9004386	5-26		
9004390	5-19		
9004391	5-19		
9004392	5-19		
9004393	5-19		
9004402	5-8		
9004403	5-8		
9004404	5-8		
9004405	5-8		
9004406	5-8		
9004407	5-8		
9004408	5-13		
9004409	5-13		
9004410	5-13		
9004412	5-12		
9004413	5-12		
9004414	5-12		
9004415	5-11		
9004416	5-31		
9004417	5-31		
9004418	5-31		
9004419	5-31		
9004420	5-31		
9004421	5-31		
9004442	5-18		
9004508	5-29		
9004509	5-29		

PART DESCRIPTION TO PAGE NUMBER CROSS REFERENCE LIST

Numbers

13mm P_Clip (From Assy. M/L), 2-21
 45 Degree Grease Nipple (M6), 2-7, 2-9,
 2-11, 2-15, 2-69, 2-71
 45 Straight Thread Elbow Orfs / Sae-Or,
 2-103, 2-105
 45 Straight Thread Elbow Orfs / Sae-Orb,
 2-101
 5mm P-Clip (From Assy. M/L), 2-49
 636 - Pressure Wash Pump, 3-15
 90 Deg. Swivel Connector, 2-93

A

Access Cover Weldment, Cowl W/Label,
 2-65
 Access Plate,Fan Motor Hop Assy, 2-81
 Accumulator-Impeller, 2-97
 Actuator E-Gas (With Connector), 2-63
 Adapter, Bh, Hyd, 0.38npt, 2-109
 Adaptor, Low Press, Compressor, 3-5
 Adaptor,High Pressure On Compressor,
 3-5
 Adjuster Assy - Side Brush, 2-83
 Adjuster Bolt,Front Brake, 2-13
 Adjuster Wedge,Front Brake, 2-13
 Aerial - Flexible Ru, 2-45
 Air Cleaner Element, 1-1, 2-59
 Air Cleaner, 2-59
 Air Intake Goalpost Weldment - 636, 2-5
 Air Intake Pipe - Turbo, 2-59
 Alternator Assembly -60 Amp D1105t,
 2-57
 alternator Kit, Replmnt [90 Amp], 3-5
 Alternator Mounting Brkt., 3-5
 Alternator, 90 Amp, 3-5
 Anti-Vibration Mount, 2-55
 Arm Assy, Latch, 2-37
 Arm, Cloudmaker - Fabrication, 2-95
 Arm, Lower Cylinder Pivot - Lh, 2-71
 Arm, Lower Cylinder Pivot - Rh, 2-69
 Arm, Lower, Cylinder Pivot Lh - Weldment,
 2-71
 Arm, Lower, Cylinder Pivot Rh -
 Weldment, 2-69
 Arm, Rocker [Ku], 5-13
 Arm, Upper Cylinder Pivot - Lh, 2-71
 Arm, Upper Cylinder Pivot - Rh, 2-69
 Arm, Upper, Cylinder Pivot Lh - Weldment,
 2-71
 Arm, Upper, Cylinder Pivot Rh -
 Weldment, 2-69
 Armrest Moulding, 2-41
 Assembly Apparatus, Idle, 5-25
 Assembly Bolt, Adjusting, 5-25
 Assembly Pump, Injection (See Injection
 Pump Breakdown), 5-21
 Assembly Pump, Injection, 5-23

Assembly Tappet, 5-23
 Asymmetric Head Rest, 2-41
 Atomiser, C/W Plug, 2-95
 Auto Lub Pump, 3-21
 AutoLube Identity Number Sleeve "0", 3-21
 AutoLube Identity Number Sleeve "1", 3-21
 AutoLube Identity Number Sleeve "2", 3-21
 AutoLube Identity Number Sleeve "3", 3-21
 AutoLube Identity Number Sleeve "4", 3-21
 AutoLube Identity Number Sleeve "5", 3-21
 AutoLube Identity Number Sleeve "6", 3-21
 AutoLube Identity Number Sleeve "7", 3-21
 AutoLube Identity Number Sleeve "8", 3-21
 AutoLube Identity Number Sleeve "9", 3-21
 Axle Assy. Cpt With Ball Joints, 2-7

B

Back Plate,Hyd Trans Block, 2-99
 Backing Plate Bottom Weldment, 2-85
 Backing Plate Top Weldment, 2-85
 Backing Strip,Rubber, 2-83
 Balance Bar, 2-51
 Ball Joint - Carryin, 2-7
 Ball Joint, Track Ro, 2-7, 2-15, 2-83
 Ball Joint,Track Rod, 2-83
 Ball, Cshft [Ku], 5-17
 Ball, Relief, Oil [Ku], 5-7
 Band Air Cleaner C/W Fasterns, 2-59
 Band, Pipe, 5-28
 Bar,Hinge -Adjustable Nozzle, 2-83
 Base, Relay, 3-21
 Basket, Strainer, 4-3
 Battery, Wet, 12vdc 0700cca, 2-57
 Beacon Pivot Weld 525, 2-27
 Beacon Velcro Lock Down, 2-27
 Bearing [Ku], 5-8
 Bearing Housing Assy, Top King Pin, 2-9,
 2-11
 Bearing Housing, Top King Pin -
 Weldment, 2-9, 2-11
 Bearing Kit -Spinner -525 Cyclone, 1-1,
 2-77
 Bearing, Ball [Ku], 5-24, 5-27
 Bearing, Case [Ku], 5-9
 Bearing, Case, Main Assy [Ku], 5-9
 Bearing, Cshft [Ku], 5-17
 Bearing, Cshft, Std [Ku], 5-9
 Bearing, Spherical,, 2-9, 2-11
 Bearing, Thrust, Std [Ku], 5-17
 Bearing-Rose, 2-63
 Beeper-Audible, 2-5
 Bell Crank Steering Lever, Lh - Assembly,
 2-15
 Bell Crank Steering Lever, Lh - Weldment,
 2-15
 Bell Crank Steering Lever, Rh - Assembly,
 2-15
 Bell Crank Steering Lever, Rh - Weldment,
 2-15

Bellcrank Weldment,Hand Brake, 2-51
 Belt, Fan Avx10 X 1, 3-5
 Belt, Fan Avx10.5/11 x 0975La, 3-5
 Belt,Compressor -Mic, 3-5
 Blanking Plate , Hopper Inlet [636], 2-87
 Blanking Plate, 2-87
 Blanking Plug, 3-21
 Blind Grommet -16.5 Mm Hole Dia, 2-27,
 2-37
 Blind Grommet -25 Mm Hole Dia, 2-33
 Blind Grommet -6.4mm Hole Dia, 2-33
 Bolt [Ku], 5-4, 5-8
 Bolt, -M16 X 120 Long, 2-69, 2-71
 Bolt, 1/4-20 x 3/4 LG, ZP, 4-3
 Bolt, Adjusting, 5-25
 Bolt, Eye, 5-31
 Bolt, Flywheel, 5-18
 Bolt, Hex [Ku], 5-15, 5-24, 5-26, 5-27
 Bolt, Hex Hd - M10 x 100 - Zp Zinc Plate,
 3-5
 Bolt, Hex Hd - M10 x 35, 2-39
 Bolt, Hex Hd - M6 x 50 (Plated), 3-5
 Bolt, Hex Hd - M6 x 70, 2-5
 Bolt, Hex Hd -M8 X 75 St.St A4, 3-15
 Bolt,Hex Hd Set M8 x 110 Mm, 2-59, 2-97
 Bolt,Hex Head M10 x 120 Mm Zinc Plated,
 2-5
 Bolt-Aneorobic M6x35 Ptd., 2-83
 Bolt, 5-5, 5-7, 5-9, 5-13, 5-18, 5-21, 5-28,
 5-29
 Boss, 12 O/D X 6.5 I/D X 10 Long, 3-19
 Boss, 12od X 6id X 28l, 2-5, 3-19
 Boss, 16 O/D X 8.5 I/D X 28 Long, 2-5
 Boss, 16mm Dia X M6, 3-7
 Boss, Alternator Mounting, 2-85, 3-5
 Bottom R/H Door Hinge -636, 2-23
 Bracket - Armrest Support, Fabrication,
 2-41
 Bracket - Door Stop, 2-85
 Bracket Lh - Front Cover Hopper, 2-81
 Bracket Lower Mounting,Radiator 636,
 2-65
 Bracket Rh - Front Cover Hopper, 2-81
 Bracket Wldt, Cloud Maker Guard [636],
 2-95
 Bracket Wldt, Compressor, 3-5
 Bracket Wldt, Mtg, Radiator, 2-65
 Bracket Wldt, Rh Side Panel [636], 2-5
 Bracket, Adjustable - Armrest, 2-41
 Bracket, Bulkhead, Weldment, Heater
 Hose, 2-53
 Bracket, Cloudmaker - Fabrication, 2-95
 Bracket, Front Pivot Mounting - Weldment,
 2-69, 2-71
 Bracket, Guide, Hose, Transmission, Lh,
 2-5
 Bracket, Guide, Hose, Transmission, Rh,
 2-5
 Bracket, Handbrake Warning Switch,, 2-51
 Bracket, Hub Cap -Formed, 2-13, 2-21

Bracket, Lh Mounting, Engine - Weldment, 2-55
 Bracket, Mounting, Pressure Washer, 3-13, 3-15
 Bracket, Mtg, Breather, 2-109
 Bracket, Mtg, Rocker Arm [Ku], 5-13
 Bracket, Mtg, Short, Hopper Stay, 2-79
 Bracket, Receiver - Drier - Air Con, 3-7
 Bracket, Rh Mounting, Engine - Weldment, 2-55
 Bracket, Support - Weldment, 2-55
 Bracket, Whoosh Handle - Painted, 2-87
 Bracket, Access Door -636, 2-23
 Bracket, Fuel Tank -Bottom, 2-63
 Bracket, Fuel Tank -Top, 2-63
 Bracket, Mounting, 5monitor-Formed, 3-3
 Bracket, Rear Twin Mounting Engine, 2-55
 Bracket, Steady, Air Intake, 2-83
 Bracket, Support -Weldment Fuel Filter, 2-55
 Bracket, Water Nozzle-Formed, 2-95
 Bracket, Weldment, 5" Monitor, 3-3
 Bracket, Weldment, Air Filter- 636, 2-59
 Bracket(Bottom) - Tank To Chassis, 2-93
 Bracket(Top) - Tank To Chassis, 2-93
 Bracket- Evaporator Weldment, 2-41, 3-7
 Brake Assembly Complete-Left Hand, 2-21
 Brake Assembly Complete-Right Hand, 2-21
 Brake Cable Adaptor, 2-21
 Brake Cable, Front, 2-51
 Brake Cable, Rear -63, 2-51
 Brake Light Switch, 2-47
 Brake Pedal Wldt, 2-47
 Brake Pipe 10mm T-Pi, 2-49
 Brake Pipe Connector, 2-49
 Brake Pipe, Brake Assy/Flexi Frnt Lh&Rh, 2-49
 Brake Pipe, Cab Master Cylinder To Under Cab, 2-47
 Brake Pipe, Center T-Piece To Lh T-Piece, 2-49
 Brake Pipe, Center T-Piece To Rh Flexi, 2-49
 Brake Pipe, Lh T-Piece To Cab Flexi, 2-49
 Brake Pipe, Lh T-Piece To Front Lh Flexi, 2-49
 Brake Pipe, Limiter To Center T-Piece, 2-49
 Brake Pipe, Limiter To Rear Lh, 2-49
 Brake Pipe, Limiter To Rear Rh, 2-49
 Brake Shoe Replacement Kit.Front Brake, 2-13
 Brake Shoes-Replacement Kit, 2-21
 Brake Valve Bracket Welment, 2-109
 Breather, Hyd, 0.38npt, 2-109
 Brush Arm Extended Weldment, 2-69, 2-71
 Brush Arm Outer Tube Assembly - Lh, 2-71
 Brush Arm Outer Tube Assembly - Rh, 2-69

Brush Arm Outer Tube Weldment - Lh, 2-71
 Brush Arm Outer Tube Weldment - Rh, 2-69
 Brush Spray Nozzle A, 1-1, 2-73, 2-75
 Brush, 750mm, 2row, Polypropylene, 2-3
 Brush, 750mm, 3row [Pye Terephthalate], 2-3
 Brush, 750mm, 3row, Polyprop / Wire Mix, 2-3
 Brush, 750mm, 3row, Polypropylene, 2-3
 Bulb - 12v, 21w, 2-5, 2-27
 Bulb - Indicator War, 2-43
 Bulb - Rear Light R., 2-91
 Bulb -Halogen H3, 2-27
 Bulb-12v 21/5w Tail/, 1-1
 Bulb-12v 21/5w Tail, 2-5
 Bulb/Bulb Holders -5, 2-43
 Bulkhead Run Tee Orfs 3/8, 2-109
 Bulkhead Union Orfs / Orfs With Nut 1/4-, 2-107, 2-109, 2-111
 Bulkhead Union Orfs / Orfs With Nut 3/8-, 2-109
 Bulkhead Union Orfs / Orfs With Nut 5/8, 2-107
 Bumper Assembly, 2-91
 Bumper Wldt, Water Tank, 2-91
 Bumper,Rear R.H. - Vertical, 2-5
 Bush - Oilite - 8 I/D, 11 O/D X 8 Lg, 2-51
 Bush, Du Flanged - 2, 2-71, 2-91
 Bush, Igus - 30 I/D, 2-17, 2-19
 Bush,Igus Flanged Bush-G Type, 3-19
 Bush,Sleeve,Window Pivot Fixing (As Required), 2-81
 Bush,Sleeve,Window Pivot Fixing, 2-29, 2-31
 Bushing, Du Flanged - 2, 2-7, 2-15, 2-69, 2-71
 Bushing, Flanged Du 12id 17l, 2-47, 2-77, 2-91
 Bushing, Flanged, Du -20 Id X 23 Od X 1, 2-77
 Bushing, Gear, Gov [Ku], 5-3
 Bushing, Gear, Idler [Ku], 5-15
 Bushing, Hinge, 2-29, 2-31
 Bushing, Igus, Flanged, G Type, 2-79
 Bushing, Igus, Flanged, J Type, 2-77
 Bushing, Isolator, 2-29, 2-31
 Bushing, Pin, Piston [Ku], 5-17
 Button Head Skt-M6x8mm-St/St A2, 3-3, 3-7

C

Cab Lock Down Latch Lh, 2-37
 Cab Lockdown Bracket Rh, 2-37
 Cab Rear Window Sponge Seal, 2-33
 Cab Roof Console -Fr, 2-45
 Cab Roof Liner 600 Air Con, 3-11
 Cab Roof Liner 600 Standard, 2-35
 Cab Seat, 2-41
 Cab Wldt, Low Level Air Cond. 636 W/Label, 2-27

Cable -Earthing Brai, 2-57
 Cable Gland -16 Mm X 1.5, 2-27
 Cable Tie, 3-21
 Cable, Heater Temper, 2-53
 Cable,Camera 5 Meter, 3-3
 Cable,Negative Battery -636, 2-57
 Cable,Positive Battery -636, 2-57
 Cam, Fuel [Ku], 5-24
 Camera Assembly (From Assy. M/L), 3-3
 Camshaft Assy [Ku], 5-15
 Camshaft, 5-24
 Cap Nut, 2-95
 Cap, Fill, G 1-1/4, 4-3
 Cap, Sealing, 5-5
 Cap, Valve [Ku], 5-13
 Cap-Oil Filler, 2-55
 Cap, 5-25
 Carbine Hook Stainless, 2-91
 Carpet Profile,Rh Top Cab, 2-33, 3-7
 Central Grease - 5kg Container, 3-21
 Chain, Nozzle Restraining, 2-83
 Channel, .18, 2.5w 1.3 01.0l, 1/0.5h, 2-95
 Chassis Wldt [636], 2-5
 Check Valve Cv10-20-0-N-70 Bias Spring=4, 4-9
 Checkvalve - Int.3ca80, 4-13
 Circlip, 2-77
 Clamp [Kubota], 5-8
 Clamp Body ,For 6 Mm Pipe, 2-109
 Clamp Body M20 Pipe - Air Con, 3-9
 Clamp Body, For 12mm Pipe, 2-109
 Clamp Wldt, Accumulator, 2-97
 Clamp, Bridge, 5.0, 2-87
 Clamp, Bridge, 8.0, 2-83
 Clamp, Cable, Stil, 0.25D X 0.56W, 1Hole, 2-81
 Clamp, Cable, Stil, 0.25d X 0.56w, 1hole, 2-55
 Clamp, Cable, Stil, 0.38D X 0.62W, 1Hole, 2-59, 2-79
 Clamp, Cable, Stil, 0.56D X 0.38W, 1Hole, 2-79
 Clamp, Cable, Stil, 0.56d X 0.38w, 1hole, 2-5, 2-93
 Clamp, Cable, Stil, 0.56D X 0.38W, 1 Hole, 2-49, 2-51
 Clamp, Cable, Stil, 1.00d X 0.75w, 1hole, 2-67
 Clamp, Cable, Stil, 1.25D X 1.00W, 1Hole, 3-7
 Clamp, Fixed,Mounting Exhaust, 2-61
 Clamp, Heavy Duty, 2-77
 Clamp, Hopper Stay Parking, 2-79
 Clamp, Hose, Heater [Ku], 5-31
 Clamp, Hose, Wormdrive, 0.25-0.62D, .31W, 2-63, 2-67
 Clamp, Hose, Wormdrive, 0.25-0.62d, .31w, 2-47, 2-93, 2-95
 Clamp, Hose, Wormdrive, 0.31-0.88d, .31w, 2-63, 2-93
 Clamp, Hose, Wormdrive, 0.50-1.06D, .50W, 2-67

CROSS REFERENCE

Clamp, Hose, Wormdrive, 0.50-1.06d,
.50w, 3-13, 3-15
Clamp, Hose, Wormdrive, 0.56-1.06d,
.56w, 2-53, 2-93
Clamp, Hose, Wormdrive, 0.81-1.50D,
.50W, 2-93
Clamp, Hose, Wormdrive, 1.06-2.00D,
.56W, 2-59
Clamp, Hose, Wormdrive, 1.06-2.00d,
.56w, 2-67
Clamp, Hose, Wormdrive, 1.56-2.50D,
.50W, 2-59
Clamp, Hose, Wormdrive, 1.56-2.50d,
.50w, 2-59, 2-63
Clamp, Hose, Wormdrive, 2.25-3.25d,
.50w, 2-53, 2-59
Clamp, Hose, Wormdrive, 7.56-8.50D,
.56W, 2-83
Clamp, Hose, 5-12, 5-31
Clamp, Loose, Mounting Exhaust, 2-61
Clamp, Muffler, 1.75d, 2-61
Clamp, Pipe, 5-31
Clamp, Tube, Inj, Pipe #1 [Ku], 5-19
Clamp, Tube, Inj, Pipe #21 [Ku], 5-19
Clean Cyclone Assy, 2-77
Clean Cyclone Body -Weldment, 2-77
Clevis - Master Cylinder, 2-47
Clevis Pin Drain Flap - 636, 2-85
Clevis Pin, 2-47
Clevis Weldment, Hyd Cylinder, 2-77
Clip, Jubilee, 14mm To 22mm, 2-67
Clip-Pvc Adhesive, 2-27
Closing Plate, Cyclones, 2-77
Cloud Maker Office Holder, 2-95
Cnctr, Ma, Bsp, Orfc/Bspp-Ed
1/2-1/2-14, 2-103
Coat Hook, For T-Bar, 2-33
Coil - For Int.S229 Valve, 4-13
Coil - Int. - For S502 Valves, 4-13
Coil Nut - S502 Intergrated Valve, 4-13
Coil Spacer (To Fit Twin Coil Valves), 4-9
Coil,Eyz Type -For Series 10 Sol Valves,
4-7
Coil,Eyz Type -For Series 8 Sol Valve 4,
4-7, 4-9
Coil,Solenoid-2/2 Wa, 2-95
Coil-Ey- Type For Solenoid-Sv10
4300212, 4-5, 4-11
Collar Dish Washer, 2-55, 2-65, 2-81
Collar Latch Spring, 2-37
Collar, Crank, Front [Ku], 5-17
Collar, Gear [Ku], 5-15
Collar, Govnr [Ku], 5-27
Collar, Lockdown, Cab, 2-37
Collar, 5-31
Column Switch, 2-39
Comp. Flange, Water, 5-28
Comp. Flywheel, 5-18
Compressor - Air Con., 3-5
Condenser Coil, 3-7
Condenser Fan, 3-7
Connector [Ku], 5-31

Connector - 1/8Bspm x 2/8Bspf 90 Deg,
2-59
Connector Plastic -Screen Wash Hose,
2-27
Connector, 90 Deg Elbow - 4mm Push In
- M6, 3-21
Connector, Str Thread, Utpc, 1/2-7/8-1,
2-109
Connector, Str Thread,Swivel,1/4-7/16-20,
2-101
Connector, Str, Orfs/ Sae-Orb 1/2-3/4-16,
2-39, 2-109
Connector, Str, Orfs/ Sae-Orb 3/8-3/4-16,
2-39
Connector, Str, Orfs/Sae-Orb
1/2-9/16-18, 2-109
Connector, Str, Orfs/Sae-Orb
1/4-9/16-18, 2-109
Connector, Straight - 4mm Push In - M6
X, 3-21
Connector,90 Deg Elbow - 4mm Push In
x, 3-21
Control Rod.Ecs,Engine,636, 2-63
Cord, Ele, Glowplug, 5-19
Cotter Pin, 5/16 x 3/42 Zinc Plated, 2-51
Countersunk Skt Head - M8 X 50Mm, 2-83
Cover [Cloudmaker, Cat Grey], 2-95
Cover - Chassis Xt2 Unit - 636, 2-5
Cover Plate - Cab Back, 2-33, 3-7
Cover Plate Bottom - Cab Floor Aircon,
3-9
Cover Plate Top - Cab Floor Aircon, 3-9
Cover Plug,Plastic - M10 Hole, 2-17, 2-19
Cover, Brg Case, Eng [Ku], 5-9
Cover, Brush [Cat Grey], 2-73, 2-75
Cover, Cylinder Head, 5-10
Cover, Lever, Gov [Ku], 5-27
Cover, Solenoid, Pyp, 2-99
Cover, Steering Wheel, 2-39
Cover, Thermostat, 5-28
Cover-Relays Box, 2-43
Cover, 2-43, 4-3, 5-7, 5-25
Cowl Body, Vacform - 636, 2-65
Crankpin, Metal [Ku], 5-17
Crankshaft, Metal [Ku], 5-9, 5-17
Crankshaft, 5-17
Cuff - Tapered, 2-87
Cuff, 8" Id X 120 Mm, 2-83
Cup Washer, 2-51
Cylinder, Hyd [Brush Lift W/Sae Ports],
2-69, 2-71
Cylinder, Hyd [Tracking Lower], 2-7

D

D Window Pivot Weldment - Lh, 2-31
Decal, 636 Hs - Green/White, 2-23, 2-25
Decal, Door Bottom, Near Side, 2-31
Decal, Door Bottom, Off Side, 2-29
Decal, Rear Water Tank - Green/Green,
2-113
Decal, Side Panel - 636 - Green/White,
2-23, 2-25

Decal-Chevron-Green/Yellow Rear
Hopper, 2-113
Decal-Usa Slow Moving Vehicle [14.0"],
2-113
Deep Grv Ball Brg, 10 I/D X 22 O/D X 6 T,
2-77
Diesel Tank -Rotomold -636, 2-63
Dipstick, Oil [Ku], 5-4
Dipstick/Oil Gauge -D1105t, 2-55
Direction Indicator (Bulb Not Included), 2-5
Direction Indicators (Bulb Not Included),
2-5
Dommed Round Insert -Brush Mirror Arm,
2-27
Door Assy, Cab, Lh, 2-31
Door Assy, Cab, Rh, 2-29
Door Lock Assy (From Assy. M/L), 2-89
Door Lock Kit Comple, 2-29, 2-31
Door Seal Rear, 2-29, 2-31
Door Stay-Gas Strut, 2-29, 2-31
Door Stop Female, 2-23, 2-25
Door Stop Male, 2-23, 2-25
Door Weldment, Drain Access, 2-85
Door Wldt, Cab, Lh W/Label, 2-31
Door Wldt, Cab, Rh W/Label, 2-29
Door, Access, Side, Lh, 2-25
Doorstop Mtg Bracket -636, 2-25
Double Coat Hook, 2-33
Double Pilot Piston 7013387, 4-9
Drag Link - Formed - Rh, 2-15
Drag Link, Assembly - Rh, 2-15
Drag Link, Formed - Lh, 2-15
Drag Link-Lh Assembly, 2-15
Drain Flap -636, 2-85
Drip Tray Weldment, 3-7
Drive Coupling - Bob, 2-55
Drive Pulley -Air Con Compressor, 3-5
Driver Storage Bin Petg In 4Mm Thick,
2-41
Drum, Front Brake, Machined, 2-13
Drum,Rear Brake,Mach, 2-21

E

E Coil Nut 4502960, 4-7, 4-9
E Coil Nut To Fit Valve Sv08-21-0-N-00,
4-9
Ear, Lifting, Eng [Ku], 5-5
Elbow - 3/8 Bsp Male - 3/8 Bsp Female,
2-93
Elbow - Copper, 2-67
Elbow, 3/4 NPT x -12 JIC, 4-3
Elbow, 90deg. - 1/, 2-91
Elbow, Mal,Bspp Prfs/Bspp-Orr
1/2-1/2-14, 3-17
Elbow, Str, Orfs / Sae-orb 1/2-3/4-16,
2-107
Elbow, Str, Orfs / Sae-Orb 1/4-7/16-20,
2-107
Elbow, Str, Orfs/Sae-Orb 1/2-7/8-14,
2-101
Elbow, Str, Orfs/Sae-Orb 1/4-7/16-20,
2-107

Elbow, Str, Orfs/Sae-Orb 3/4-1 5/16-12, 2-101
 Elbow, Str, Orfs/Sae-Orb 3/8-3/4-16, 2-105
 Elbow,Nylon 90 Deg, 3-13
 Elbow,Str,Orfs/Sae-Orb 1/2-3/4-16, 3-17
 Element, Breather, 5-10
 Element,Suction & Retrun 10 Micron, 2-97
 End Cap -Water Manif, 2-93
 End Cover,Rh Axle Beam, 2-11
 Engine,V1505-T -4 Cy (See Engine Breakdown), 2-55
 Engine/Pump Housing,, 2-55
 Evaporator Coil, 3-7
 Evaporator Mounting, 3-7
 Exhaust Clamp - 60mm, 3-13, 3-15
 Exhaust Manifold - 636, 2-61
 Expansion Tank Cap, 2-67
 Expansion Tank, 2-67
 Extended Hatch (Incl Carpet Profile) Cab, 2-35
 Extension Spring, 2-85
 Extinguisher, Fire, 2.5 Lb Dry, 3-22

F

Fan Belt, 2-57
 Fan Casing Back Mtg Plate -636, 2-81
 Fan Casing Front Mounting Plate -636, 2-81
 Fan Impeller Assembly, 2-81
 Fan Inspection Door Key, 1-1, 2-89
 Fan-Pusher 380 Mm, 3, 2-57, 3-5
 Fastener - Rubber Wo, 2-5
 Fastener-Rubber (Short), 2-87
 Felt Washer, 22mm O/D X 10.5mm I/D, 2-77
 Filter - Water System [Ball Check], 1-1, 2-95
 Filter Element - High D.P.-10Qho G04666Q, 1-1, 2-97
 Filter Minder,Electr, 2-59
 Filter, Medium Profile - 3/4f - 80 Mesh, 3-13, 3-15
 Filter, Oil [Ku], 5-4
 Filter, Screen, Radiator, 2-65
 Filter,Suction & Return Line 10 Micron F, 2-97
 Filter-Fuel Kit, 2-63
 Filter-Pressure-Park, 2-97
 Fitting, Hyd, E45 [4-4Volmo], 3-17
 Fitting, Bh, Orfs / Orfs W/ Nut 1/2-1/2, 2-39
 Fitting, Bh, Orfs / Orfs W/ Nut 3/8-3/8, 2-39
 Fitting, Bh, Run Tee, Orfs 3/8, 3-17
 Fitting, Brs, Str, Bm10/.375Bspt, 2-55
 Fitting, Draincock [Ku], 5-3
 Fitting, Elbow, Bm08/Pf08, 3-15
 Fitting, Fuel [Ku], 5-19
 Fitting, Hyd, Cap, Ff12, 2-101
 Fitting, Hyd, Str, Of06/Om06, 2-105
 Fitting, Pipe, Plug [Ku], 5-3, 5-5, 5-7

Fitting, Plstc, E90, Bm10/Pm12, 3-13, 3-15
 Fitting, Plstc, Tee, Bm04/Bm04/Bm04, 2-95
 Fitting, Plug [Ku], 5-3
 Fixed Glass Lower Do, 2-29, 2-31
 Fixed Panel, Lh Weldment, 2-25
 Fixing Bracket Assy,Rubber Bumper, 2-5
 Fixing Plate Top, Window Pivot, 2-29, 2-31
 Flange Wldt, Exhaust, Muffler End, 2-61
 Flange Wlt, Exhaust, Eng End, 2-61
 Flange, Muffler, 5-29
 Flange, Pump, Water [Ku], 5-8
 Flange, Sleeve, 5-23
 Flap Weldment,Adjustable Nozzle, 2-83
 Flap,Engine Shield ,Neoprene-As Dwg., 2-85
 Flap,Water Tank, 2-91
 Flasher Unit - Indic, 2-43
 Flexi-Pipe, Exhaust - 636, 2-61
 Flexible Hose, 2-21, 2-49
 Floor Window, 2-33
 Flow Control Valve, 2-53
 Flow Divider/Combiner Fd12 Sk12-40mmt, 4-5
 Foam Seal - Woosh Inlet, 2-85
 Foam Seal, 10mm X 5mm (From Assy. M/L), 2-81
 Front Cover - Rotomould, 2-81
 Front Number Plate, 2-27
 Fuel Filter Element-, 1-1, 2-63
 Fuel Filter,In Line, 2-63
 Fuel Gauge, 2-43
 Fuel Pump Cover Plate, 5-21
 Fuel Pump,Electric - (With Connector), 2-63
 Fuel Sender,Off-Take, 2-63
 Fuse, Blade, 040A [Maxi], 2-57
 Fuse, Blade, 060A [Maxi], 2-57
 Fuse, Velocity, 90deg Elb In-Line Swivel, 2-111
 Fusebox Assembly,4 X 40 A, 2-57

G

Gas Strut - Cab Tilt elbow/elbow rod end, 2-37
 Gas Strut,Air Con_Ca, 2-37
 Gasket [Ku], 5-25
 Gasket, Bearing, Case [Ku], 5-9
 Gasket, Bulkhead Bracket, Heater Hoses, 2-53
 Gasket, Case, Gear [Ku], 5-7, 5-9
 Gasket, Cover, Gov [Ku], 5-27
 Gasket, Cover, Spd [Ku], 5-26
 Gasket, Delivery Valve, 5-23
 Gasket, F/ Bolt [Ku], 5-19
 Gasket, Fuel Pump, 5-21
 Gasket, Head Cover, 5-10
 Gasket, Manifold, Exhaust, 5-11
 Gasket, Manifold, Intake [Ku], 5-12
 Gasket, Neoprene Win, 2-29, 2-31
 Gasket, Nozzle, Injector [Ku], 5-19
 Gasket, Pump, Water [Ku], 5-8

Gasket, Thermostat, 5-28
 Gasket, Turbo [Ku], 5-29
 Gasket, Water Flange, 5-28
 Gasket-Muffler, 2-61
 Gasket, 2-85, 4-3, 5-3, 5-10, 5-23, 5-25, 5-31
 Gauge Assy, Oil [Ku], 5-4
 Gear, Camshaft [Ku], 5-15
 Gear, Case [Ku], 5-7
 Gear, Cshft [Ku], 5-17
 Gear, Govnr [Ku], 5-24
 Gear, Idler, Cam [Ku], 5-15
 Gear, Pump, Fuel [Ku], 5-24
 Gear, Pump, Oil [Ku], 5-17
 Gear, Ring, 5-18
 Glovenet-525 Document Rack/Net, 2-53
 Grease Nipple Straight - M6, 2-7, 2-17, 2-19, 2-37, 2-69, 2-71, 2-91
 Grip Knob-Male Black Nylon, 2-41
 Grip, Foam, 2-79
 Grip, Handle, 2-97
 Grommet, Rbr, 0.62id, F/0.9h, .06 Matl, 2-27
 Grommet,Open-4.8 I/D,1.6 Thk & 15.9 Hole, 3-3
 Grommet-Sleeved[One Bag Of 50], 2-33
 Guard Wldt, Fan, 2-65
 Guide, Valve, Exhaust, 5-5
 Guide, Valve, Inlet, 5-5

H

Hand Brake Lever, 2-51
 Handle, Hopper, Blanking Plate, 2-87
 Handle, Locking-Wldt Main Water Tank, 2-91
 Handle,Revolving - 5, 3-19
 Hatch Stay -Double H, 2-35
 Head, Cylinder [Ku], 5-5
 Headlamp/Indicator/S, 2-27
 Heat Shield With Lug -Formed, 2-91
 Heater Air Hose -Lef, 2-53
 Heater Air Hose-Left, 2-53
 Heater Box Wldt, 2-53
 Heater Intake Spiggot Assembly, 2-27
 Heater Unit (With Connector), 2-53
 Heater Vent Hose-Right Hand, 2-53
 Hinge Bracket - Weldment, 2-77
 Hinge Pin - Access Door, 2-89
 Hinge Plate Lh Wldt - Door Rprc, 2-77
 Hinge Plate Rh Wldt- Door Rprc, 2-77
 Hinge Weldment - Inspection Door, 2-89
 Hinge Wldt, Door, 2-89
 Hinge, Bottom Weldment - Lh, Door, Cab, 2-31
 Hinge, Bottom Weldment - Rh, Door, Cab, 2-29
 Hinge, Top Weldment - Lh, Door, Cab, 2-31
 Hinge, Top Weldment - Rh, Door, Cab, 2-29
 Holder, Delivery Valve, 5-23
 Holder, Gear [Ku], 5-24

CROSS REFERENCE

- Holder, Govnr [Ku], 5-24
Hopper Body, Weldment, 636 Machine W/Label, 2-77
Hopper Door Wldt, 2-77
Hopper Scraper Assembly -636, 2-89
Hopper Stay Wldt, 2-79
Horn - 636/525, 2-59
Horseshoe, 1-1, 2-83
Hose - Heater Return, 2-53
Hose - Heater To Bul, 2-53
Hose - Whoosh, 2-87
Hose Assembly-Water, 2-93
Hose Assy [302Jcjc88824], 2-101
Hose Assy [422J9EN44438], 2-101
Hose Assy [302j9jc88844], 2-101
Hose Assy [302j9jc88848], 2-107
Hose Assy [302jcj788828], 2-107
Hose Assy [302jcj788844.5], 2-107
Hose Assy [302jcj9108835], 2-107
Hose Assy [302jcj9108838], 2-107
Hose Assy [302jcj9108851], 2-107
Hose Assy [302jcj9108854], 2-107
Hose Assy [302jcj988832], 2-101
Hose Assy [302jcj988835], 2-107
Hose Assy [422Etjc44439], 2-101
Hose Assy [422j9jc12121286], 2-101
Hose Assy [422j9jc44410], 2-107
Hose Assy [422j9jc88817], 2-101
Hose Assy [422j9jc88834], 2-101
Hose Assy [422Jcjet44460], 2-105
Hose Assy [422jcj744415.5], 2-101
Hose Assy [422jcj766650], 2-109
Hose Assy [422jcj944428], 2-101
Hose Assy [422jcj944437], 2-111
Hose Assy [422jcj944466], 2-107
Hose Assy [422jcj988830], 2-103
Hose Assy [422jcjc12121220.5], 2-101
Hose Assy [422jcjc66627], 2-101
Hose Assy [422jsj768877], 2-109
Hose Assy [42j9jc12121236], 2-101
Hose Assy [4511tcjcj768692], 2-103
Hose Assy [451enj944417.5], 2-109
Hose Assy [451enj988817], 2-109
Hose Assy [451enj988818], 2-109
Hose Assy [451Steujc44457], 2-105
Hose Assy [451stj7jc44483], 2-111
Hose Assy [451stj7jc44487], 2-111
Hose Assy [451stjcj944434], 2-105
Hose Assy [451Tc1B11666103], 3-19
Hose Assy [451Tcenet44420], 2-103
Hose Assy [451tcenj944494], 2-111
Hose Assy [451tcj7jc44417], 2-103
Hose Assy [451tcj7jc44421], 2-103
Hose Assy [451Tcj9Et44416.5], 2-103
Hose Assy [451tcj9j744445], 2-111
Hose Assy [451tcj9j744454], 2-111
Hose Assy [451Tcj9Jc44410.5], 3-17
Hose Assy [451tcj9jc44411], 2-111
Hose Assy [451tcj9jc68614.5], 2-109
Hose Assy [451tcj9jc86681], 2-109
Hose Assy [451tcj9jc88816.5], 3-17
Hose Assy [451tcjcet44459], 2-109
Hose Assy [451tcjcj746483], 2-103
Hose Assy [451tcjcj9444112], 2-111
Hose Assy [451tcjcj944414], 2-107
Hose Assy [451tcjcj944443], 2-107
Hose Assy [451tcjcj944457], 2-111
Hose Assy [451tcjcj944470], 2-105
Hose Assy [451tcjcj946440], 2-109
Hose Assy [451tcjcj964416], 2-109
Hose Assy [451tcjcj966639.5], 2-109
Hose Assy [451tcjcj966641], 2-109
Hose Assy [451Tcjcj966666], 2-105
Hose Assy [451tcjcj966666], 3-17
Hose Assy [451tcjcj96869.5], 3-17
Hose Assy [451tcjcj986687], 2-103
Hose Assy [451tcjcjc44475], 2-105
Hose Assy [451tcjcjc46483], 2-103
Hose Assy [451Tcjcjc86619.5], 3-17
Hose Assy [451Tcjcjc88816.0], 3-17
Hose Assy [471stj9En64471], 2-105
Hose Assy [471stj9j9664102], 2-105
Hose Assy [471stj9jc44438], 2-105
Hose Assy [471stj9jc44464], 2-105
Hose Assy [471stj9jc64465], 2-105, 2-109
Hose Assy [471Stjcen44489], 2-105
Hose Assy [471Stjcet444112], 2-105
Hose Assy [471stjcj94443], 2-105
Hose Assy [471Tcenjc44434], 2-105
Hose Assy [471tcj9jc64432], 2-105
Hose Assy [811jcj912121224], 2-101
Hose Assy [881jcj720161617.5], 2-101
Hose Assy, 2-47
Hose Barb, 3/4 M X 3/4, 2-93
Hose Reel Wldt, 3-19
Hose Suction- 51mm X 300mm Long, 2-85
Hose Swivel Fitting, 3-19
Hose Tail, 1/8" Bsp M, 2-95
Hose, 19.0L, 3-17
Hose, Afmkt, Rbr, Heater, 0.62ld, 08Ft, 2-67
Hose, Afmkt, Rbr, Heater, 0.62id, 08ft, 3-13
Hose, Afmkt, Rbr, Heater, 0.62ld, 12Ft, 2-67
Hose, Afmkt, Rbr, Heater, 0.62ld, 20Ft, 2-67
Hose, Air Cleaner to Pipe, 2-59
Hose, Clamp [Ku], 5-29
Hose, Fuel [Ku], 5-19
Hose, Fuel, 0.18id, 29.0l, 2-63
Hose, Heater, .50ID, 3-15
Hose, Heater, 0.62id, 053.0l, 3-7
Hose, Heater, E90, 0.62id, 60.0 4.0, 3-15
Hose, Hyd 25 Ft, Hose Reel To Spray Gun, 3-19
Hose, Hyd Press Washer Pump To Hose Reel, 3-19
Hose, Pvc, Clr, 0.19ld 0.38Od, Bulk, 2-27
Hose, Turbo, Charger [Ku], 5-29
Hose, Water [Ku], 5-31
Hose, Water, Black, 6mm ID, 3.4 meter length, 2-95
Hose, Water, Black, 6mm ID, 800mm length, 2-95
Hose, Water, Side Water Tank, 2-93
Hose, Water, 5-8
Hose, Diesel Tank Locking Tank To Neck, 2-63
Hose, Engine Air Inta, 2-59
Hose, Radiator Top, 63, 2-67
Hose-Front Nozzle 52, 2-83
Hose-High Press-Cab To Condensor 1.3M, 3-9
Hose-High Press-Compressor To Cab, 3-9
Hose-Low Press.From Evap To Compressor, 3-9
Hose-Low Pressure Condenser To Drier, 3-9
Hosetail - Nylon -3/, 2-93
Hosetail - Nylon 3/8, 2-93
Hosetail -3/8" Bspzt, 2-93
Housing Assy, Nozzle, 5-19
Hub Carrier Lh W,Ment Front Brakes, 2-11
Hub Carrier Rh, 2nd W,Ment Front Brakes, 2-9
Hyd Valve Block Assembly, 4-7
Hydraulic Cylinder - B Lt Brush In-Out, 2-71
Hydraulic Cylinder - B Rt Brush In/Out, 2-69
Hydraulic Cylinder - H, 2-77
Hydraulic Cylinder - Tracking Upper, 2-7
Hydraulic Cylinder -, 2-7, 2-83
Hydraulic Cylinder Assembly - Front, 2-85
Hydraulic Cylinder Assembly - H, 2-79
Hydraulic Reservoir Weldment, 4-3
Hydro Pump Kit Part Of Engine Kit Pp002, 2-55

I

- Impeller, Pump, Water [Ku], 5-8
In-Line Valve-Windscreen Washers, 2-27
Inductor, 32.0Mml [Ferrite 0-300Mhz], 2-95
Injector, 0.015cc stroke output, 3-21
Inlet Cone Fan Casing -636, 2-81
Inlet Duct, 2-85
Inlet Tube Inner - Rotomould, 2-85
Inlet Tube Lower - Rotomould, 2-83
Inlet Tube Upper - Rotomould, 2-83
Inner Plate Fan Access Door Wldt, 2-89
Insulated Lance 24" With Q. Coupler, 3-19
IQAN - Master display Mini MDM - EN/ES Km/P, 2-45
IQAN - Master display Mini MDM - EN/ES MPH, 2-45
IQAN - Master display Mini MDM - EN/FR Km/P, 2-45
Iqan - Xs - 5010003, 2-27
Iqan Xt2 Interface, 2-5, 2-27

J

Joint, Breather Pipe, 5-10
Joystick - Brush Con, 2-41
Jubilee Clip 40 To 55, 2-85

K

Key [Ku], 5-15, 5-17
Key, Ignition Switch, 2-39
Key, Woodruff [Ku], 5-24
Key-For Shaft, 2-73, 2-75
Kit For New Alternator/Air Intake Brkt A, 3-5
Kit For New Alternator/Air Intake Brkt N, 2-57
Knob - Heater Contro, 2-53
Knob Panel Black, 2-41, 2-95
Knob, Solid, 22 Mm Br, 2-43
Knob, Black Lever -M, 2-91
Knurled Fastener, 2-23, 2-25, 2-73, 2-75, 2-95

L

L/H Rubber Bumper, 2-5
Label Set, Fuse Box -636, 2-43, 2-113
Label Set, Opertnl, Cab [636], 2-113
Label Sheet - 525 Bl, 2-53
Label Sheet -525 Matt Resistant Pvc, 2-113
Label Sheet, Clear Vinyl -636, 2-113
Label, Green/Yellow Chevron, 2-113
Label, Tire Press, 2-23, 2-25
Label, Low Sulphur Fuel, 2-63
Label, Primary Fuse Box -60 Amp, 2-57
Label, Steering Wheel, 2-39
Latch - Adjustable, 2-77
Lever - Hand Pump 525, 2-97
Lever, Cntrl, Spd [Ku], 5-26
Lever, Fork [Ku], 5-27
Lever, Fork Assy [Ku], 5-27
Lever, Fork, Shaft [Ku], 5-27
Lever, Plate, Cntrl [Ku], 5-26
Lever, Stop [Ku], 5-26
Lh Seal Plate - Formed, 2-81
Lh Side Door Hinge Wldt, 2-25
Light - Number Plate (Bulb not included), 2-91
Light - Warning (Amb, 2-43
Light, Interior, 2-45
Light, Panl, 14vdc, Red, 0.6d, 2-43
Light, Warning - Gre, 2-43
Lock Pin - Low Level A/C, 3-7
Lock Plate Wldt, 2-91
Locking Diesel Tank, 2-63
Locking Plate, Pump Adaptor, 2-99
Louvre Wldt, 2-5
Lower Hinge Wldt, Side Panel, 2-25
Lower Hinge Wldt, Weld Assy, 2-25
Lower Tension Spring, 2-21
Lower Water Pipe Weldment, 3-5
Lynch Pin Assembly, 2-77

M

M10 X 55 Bolt 8.8 Zy Din 931, 2-55, 2-81
M10 X 70 St/St Bolt A4-70, 2-5, 2-37, 2-85
M12 X 110 St/St Bolt A4-70, 2-83
M12 X 20 Skt Cap 12.9 Zc, 2-21
M12 X 45 Skt Cap 12.9 Zc, 2-17, 2-19
M12 X 50 Skt Cap 12.9 Zc, 2-9, 2-11
M16 X 1.5 Locknut G.8 Zy, 2-7, 2-15
M16 X 1.5 X 70 Bolt 8.8 Zc, 2-83
M16 X 80 St/St Set A4-70, 2-41
M22 Adapter 3/8" Male, 3-19
M3 Nut Nylon/Ins P G.8 Zy, 2-51
M30 St/St Washer Form A A2, 2-79
M4 X 12 St/St Skt Btn A2, 2-33
M4 X 16 Hex Cap Screw, 2-47
M4 X 20 Skt Btn 10.9 Zc, 2-57
M4 X 25 St/St Split/Pin A2, 2-7, 2-15, 2-17, 2-19
M4 X 32 St/St Split/Pin A2, 2-79
M5 X 10 Set 8.8 Zc Din 933, 2-51
M5 X 12 Button Head Screw, 2-43, 2-47, 2-89, 3-7
M5 X 15 Dome Head Plated, 2-27
M5 X 16 Button Head Socket Scr, 2-29, 2-31, 2-33, 2-39, 3-7
M5 X 16 Cap Screw, 2-37, 2-77, 3-3
M5 X 16 Hex Cap Screw, 2-41
M5 X 25 Button Head Socket Scr, 2-89
M5 X 35 Skt Btn 10.9 Zc, 2-29, 2-31, 2-89, 3-9
M5 X 8 Skt Btn 10.9 Zc, 2-43
M6 Brass Washer Form A Bs 4320, 2-49
M6 Nut Nylon/Ins T G.8 Zc, 2-5, 2-85, 3-3, 3-7
M6 St St Washer, 2-81, 2-97, 3-3
M6 Washer Form C Zc Bs 4320, 2-27, 2-29, 2-31, 2-35, 2-41, 2-53, 3-3, 3-11, 3-17
M6 X 10 Low Hd. Socket Cap Ptd, 2-13, 2-21
M6 X 100 St/St Bolt A4-70, 2-5, 3-19
M6 X 12 Low Head Cap Screw, 2-35
M6 X 12 Screw, Self Tapping, F, 2-49, 2-91
M6 X 16 Buttonhead, 2-47
M6 X 16 Hex Cap Screw, 2-53
M6 X 20 Button Head Socket Scr, 2-5, 2-27, 3-3, 3-7
M6 X 20 Hex Screw, 2-53, 3-11
M6 X 20 St/St Skt Btn A4, 2-29, 2-31, 2-81
M6 X 30 St/St Skt Btn A4, 2-23, 2-25, 2-109
M6 X 35 Brass Set Din 933, 2-27, 2-49
M6 X 40 Skt Cap 12.9 Zc, 2-105
M6 X 45 Skt Btn 10.9 Zc, 3-11
M6 X 50 H.T. Hex Bolt Plated, 2-57
M8 Flat Washer, 2-59
M8 St St Washer, 2-57
M8 Washer, 2-49, 2-57, 2-91
M8 X 16 Button Head Socket Scr, 2-41, 3-7
M8 X 20 Button Head Socket Scr, 2-47
M8 X 20 H.T. Hex Set Plated, 2-51
M8 X 20 Hex Hd Set Screw, 2-57

M8 X 20, 40mm Hand Wheel (From Assy. M/L, 2-85
M8 X 30 Hex Cap Screw, 2-51, 2-53, 2-61, 2-91
M8 X 30 Skt Btn 10.9 Zc, 2-63
M8 X 35 Skt Btn 10.9 Zc, 2-41, 2-53
M8 X 55 Bolt 8.8 Zc Din 931, 2-49, 2-97
M8 X 55 Skt Btn 10.9 Zc, 2-41, 2-83
M8 X 65 St/St Skt Btn A4, 2-85, 2-91, 2-109
M8 X 75 St/St Bolt A4-70, 2-5, 2-61, 3-13
M8 X 90 Bolt, 2-91
M8x12 Hex Hd. Set Screw St/St, 2-95
Male Connector -Bspp Orfc / Bspp-Ed 1/2-, 2-101, 3-17
Male Connector -Bspp Orfc / Bspp-Ed 3/4-, 2-101
Male Connector -Bspp Orfc / Bspp-Ed 3/4, 2-101
Male Elbow-Bspp Orfs / Bspp-Orr 1/2-1/2-, 2-101, 2-109, 3-17
Male Elbow-Bspp Orfs / Bspp-Orr 3/4-3/4, 2-101
Male Elbow-Bspp Orfs / Bspp-Orr 3/8-3/8-, 2-103
Manifold Assy (See Breakdown), 2-97, 2-99, 2-109, 3-17
Manifold Assy, 2-97, 4-5, 4-9, 4-11, 4-13
Manifold, Exhaust [Ku], 5-11
Manifold, Inlet Assy [Ku], 5-12
Manual Adjuster, 2-21
Manual, Oprtr [636, En, Na, Green Mach], 3-23
Manual, Oprtr [636, Es, Na, Green Mach], 3-23
Manual, Oprtr [636, Fr, Na, Green Mach], 3-23
Manual, Parts [636, Na/Intl, Green Mach], 3-23
Master Cylinder, Front Brakes, 2-47
Mesh Door, Rear, Wldt, 2-77
Mesh Filter Drain Assy - 636, 2-85
Mesh, Door, Internal Wldt, 2-77
Mesh, Speaker_Cab, 2-45
Micro-Switch-Long Le, 2-51
Mirror Arm - Brush- Rh, 2-27
Mirror, Wide Anagle, Rh, 2-27
Molding, Door, 2-29, 2-31
Monitor.5" Lcd Colou, 3-3
Motor, Drive, 2-73, 2-75
Motor, Hyd, 12cc, 2-81
Motor, Hydraulic, Wheel 130cc USA SAE (Hill Climb), 2-17
Motor, Wheel, 100cc / Rev Displ (High Speed), 2-17
Motor, Wheel, 100cc / Rev Displ, 2-9, 2-11
Motor, Wheel, 100cc, Cw Speed Sensor (High Speed), 2-19
Motor, Wheel, 130cc, Cw Speed (Hill Climb), 2-19
Moulding, A/C Duct -Cab Rear Headliner 6, 3-11
Mount Wldt, Isolator, 2-95

CROSS REFERENCE

Mount, Eng [2 Piece], 2-55, 2-61, 2-81
Mounting Bracket Hinge Weldment, 2-77
Mounting Bracket, Wldt, 3-19
Mounting Brkt Wldt, Hopper Stay, 2-79
Mounting Plate, Brake Light Switch, 2-47
Mounting Stud - Manifold 636, 4-5
Mounting, Condensor - Formed, 3-7
Mudguard Wldt - Lh, 2-11
Mudguard Wldt - Rh, 2-9
Muffler, Exhaust, 2-61

N

Needle Valve (Parker #N420s) 1/4, 2-101
Nipple - Filter Mind, 2-59
Nozzle - A-Frame Assembly, 2-83
Nozzle - A-Frame Weldment, 2-83
Nozzle - Side Skid Shoe Sg Ci,
Bsen1563, 2-83
Nozzle - Side Skid Shoe, 2-83
Nozzle -Side Skid Shoe, 1-1
Nozzle Assembly, Adjustable, 2-83
Nozzle Holder/ Hosetail, 2-95
Nozzle, Press, Var, 3000Psi, 5.5Gpm, 3-19
Nut - M5, 3-9
Nut - Nyloc Thin M5, 2-59
Nut - Plain - M8 - Zinc Plated, 2-91
Nut - Retaining - Manifold 636, 4-5
Nut - Shallow Nyloc - M8 - Stainless
Steel (A2-70, 3-7
Nut 3/4" Unc Unplated, 2-83
Nut, Nyloc M16 X 1.5, 2-39, 2-83
Nut, 3/8-16UNC-2B, ZP, 4-3
Nut, Cap, Cam [Ku], 5-24
Nut, Cap, 5-10, 5-21, 5-25
Nut, Flange [Ku], 5-19
Nut, Hex [Ku], 5-7, 5-13, 5-26
Nut, Hex Locking (Thin) - M16 X 2.0p,
2-83
Nut, Hex, Jam, M10 X 1.5, Ss, 2-47
Nut, Hex, Lock, M10 X 1.5, Ni, Ss, 2-85
Nut, Hex, Lock, M10 X 1.5, Ni, 2-37, 2-55,
2-69, 2-71, 2-73, 2-75, 2-77, 2-81, 3-5
Nut, Hex, Lock, M12 X 1.75, Ni, Ss, 2-83
Nut, Hex, Lock, M12 X 1.75, Ni, 2-9, 2-11,
2-17, 2-19, 2-47, 2-73, 2-75, 2-83
Nut, Hex, Lock, M14 X 1.50, Ni, 2-7
Nut, Hex, Lock, M16 X 2.00, Ni, 2-69,
2-71, 2-83
Nut, Hex, Lock, M4 X 0.70, Ni, 2-47
Nut, Hex, Lock, M5 X 0.80, Ni, 2-27, 2-77,
2-85, 2-89, 3-3
Nut, Hex, Lock, M6 X 1.00, Ni, Ss, 2-23,
2-25, 2-29, 2-31, 2-65, 2-77, 2-79,
2-81, 2-105, 3-7, 3-19
Nut, Hex, Lock, M6 X 1.00, Ni, 2-5, 2-55,
2-59, 2-63, 2-87, 2-93, 2-97, 3-7,
3-13, 3-15

Nut, Hex, Lock, M8 X 1.25, Ni, Ss, 2-5,
2-29, 2-31, 2-55, 2-63, 2-65, 2-79,
2-81, 2-83, 2-85, 2-89, 2-91, 2-109,
3-13, 3-15, 3-19
Nut, Hex, Lock, M8 X 1.25, Ni, 2-9, 2-11,
2-29, 2-31, 2-41, 2-47, 2-51, 2-59,
2-73, 2-75, 2-81, 2-83, 2-85, 2-95,
2-97, 2-99, 2-111, 3-5
Nut, Hex, Std, M6 X 1.00, 8, 2-55, 2-63
Nut, Hex, Std, M6 X 1.00, Ss, 3-7
Nut, Hex, Stover, M8 X 1.25, 2-61
Nut, Mk V -M16 X 1.5 [Fine], 2-15
Nut, Nyloc - M10 - Zn Ptd, 2-41
Nut, Nyloc - M16 St/St A2, 2-17, 2-19
Nut, Nyloc - M4, 2-57
Nut, Nyloc - M5 Zinc Plated Zinc Plated,
2-79
Nut, Nyloc - M5, 2-51
Nut, Nyloc - M6, 2-27, 2-29, 2-31, 2-47,
2-53, 3-3, 3-17
Nut, Nyloc - M8, 2-37, 2-47, 2-51, 2-91
Nut, Nyloc Shallow - M8 - St. St. A2-314,
2-57, 2-85, 2-97
Nut, Nyloc Thim - M6 Zinc Plated Zinc Pl,
2-59
Nut, Nyloc Thin - M6 Zinc Plated Zinc Pl,
2-57, 3-5
Nut, Philidas Mk V - M12, 2-83
Nut, Solenoid Coil, Series E For Sv10-21,
4-7
Nut, Stainless Steel A4 - M6, 2-27
Nut, Hex Lock (Thin) M10 X 1.0p, 2-21,
2-49
Nut, Nyloc -M10 -St.St.A4, 2-37
Nut, Nyloc -M8 St.St A2, 2-77
Nut, Wheel -M16 X 1.5, 2-13, 2-21
Nut-Philidus Mk V -M16 X 1.5(Fine), 2-7,
2-9, 2-11, 2-15
Nut, 2-9, 2-11, 5-11, 5-21, 5-25, 5-29

O

O Ring Kit-6 Rings-Mounting Studs
Manif, 4-5
O-Ring [Ku], 5-4, 5-26, 5-31
O-Ring, 5-10, 5-23
Oil Filler Flange-Extended, 2-55
Oil Filter Element-1105t, 1-1, 2-55
Oil Shield, Breather, 5-10
Open Grommet -Pvc, 3-9
Orifice, Small Water Tank, 2-93
Outer Plate Vacform, 2-89
Outlet Vent-Heater T, 2-53

P

P Clip Bracket -Coolant Heater Hose, 3-5
P Clip Bracket _Coolant Heater Hose, 2-57
P.O.Check Valve Pc08-30-0-N-25 Bias
Spri, 4-9
Pad, Rbr, 3mm Th, 2-97
Pan, Oil, Dsl, 5-4

Panel - Air Con / He, 2-41
Panel - Cab Cross-Br, 2-39
Panel, Switch, Cab, 2-43
Pedal Rubber, 2-47
Pedal, Electronic - Dual Track, 2-47
Pin - Hinge Weldment 525, 2-91
Pin - Hyd Cyl - Machined, 2-77
Pin - Locking Handle Weldment 525,
2-91
Pin Weldment - Hopper/Chassis, 2-79
Pin Weldment - Hyd Cyl Hopper, 2-77
Pin Weldment - Hyd Cyl, External, 2-79
Pin Weldment- Hyd Cyl Hopper, 2-77
Pin Wldt, Pivot, Bell Crank Steer Lever,
2-15
Pin Wldt, Pivot, Rear Axle, 2-17, 2-19
Pin Wldt, Pivot, Steering Cyl, 2-7
Pin Wldt, Pivot, Tracking Cyl Anchor, 2-7
Pin Wldt, Pivot, Tracking Cyl Rod, 2-7
Pin Wldt, Pivot, Trailing Arm, 2-7
Pin Wldt, Shock Absorber, Lower, 2-7,
2-17, 2-19
Pin Wldt, Shock Absorber, 2-7, 2-17, 2-19
Pin, 1/8 X 1.1/4 St/St Split A2, 2-77
Pin, Anchor, Brush In/Out - Weldment,
2-69, 2-71
Pin, Clamp, 5-23, 5-31
Pin, Clevis, 0.38d X 1.13l, 2-51
Pin, Cotter, .094 X 0.75, 2-95
Pin, Cotter, .125 X 1.00, 2-69, 2-71
Pin, Cotter, .125 X 1.25, 2-85, 2-91
Pin, Cotter, .125 X 1.50, 2-77
Pin, Cylinder Pivot - Weldment, 2-69, 2-71
Pin, Dowel [Ku], 5-3
Pin, Eng [Ku], 5-3
Pin, Handle Retaining, 2-91
Pin, Hopper Door, 2-77
Pin, Joint, 5-23
Pin, Piston [Ku], 5-17
Pin, Pivot, Brush Arm - Weldment, 2-69,
2-71
Pin, R, 2-7
Pin, Split 11/2 X 1/8 Stst A2, 2-13, 2-21,
2-47, 2-51
Pin, Split, 2-51
Pin, Spring [Ku], 5-13, 5-26
Pin, Straight [Ku], 5-7
Pin, Tappet Guide, 5-23
Pipe Engine, 2-59
Pipe, 6mm, Fan Drain, 2-109
Pipe, Assy #6 - Reveiver/Dryer to
Evaporator, 3-9
Pipe, Breather, 5-10
Pipe, Clip [Ku], 5-19
Pipe, Hyd, 12mm, Fan Return, 2-109
Pipe, Hyd, 12mm, Fan, 2-109
Pipe, Hyd, Lh Front Wheel Motor, Reverse,
2-107
Pipe, Hyd, Lh Front, 2-107
Pipe, Hyd, Rh Front, 2-107
Pipe, Hyd, Steering Press, 2-39
Pipe, Hyd, Steering, 2-39
Pipe, Injection [Ku], 5-19

Pipe, Injector, # 4, 5-19
 Pipe, Inlet [Ku], 5-12
 Pipe, Oil [Ku], 5-31
 Pipe, Oil, Cooler [Ku], 5-31
 Pipe, Overflow, 5-19
 Pipe, Radiator Overflow, 2-91
 Pipe, Return, Pump, Water [Ku], 5-8
 Pipe, Water [Kubota], 5-8
 Pipe, Water Return 1, 5-28
 Pipe, Water Return 2, 5-28
 Pipe-Condensor To Drier, 3-9
 Piston [Ku], 5-17
 Pivot Arm Weldment -636 Hopper, 2-77
 Pivot Bracket Weldment, H/Brake, 2-51
 Pivot Pin - King Pin Top - Machined, 2-9, 2-11
 Pivot Pin, Cab Tilt -Weldment, 2-37
 Pivot Wldt, Window, Rh, 2-29
 Plate - Air Intake 636 Hopper, 2-83
 Plate - Pipe Clamp, 3-9
 Plate - Seat Adaptor, 2-41
 Plate Connector, Formed,Water Tank, 2-91
 Plate Motor Mounting, 2-73, 2-75
 Plate Motor, Swivel-Lh, 2-75
 Plate Mounting, Brush Cover, Lh, 2-75
 Plate Mounting,Brush Cover Rh, 2-73
 Plate Mtg Support Frame, 2-83
 Plate Weldment,Mounting Exhaust, 2-61
 Plate Wldt, Bh, Hyd Hose, Lh, 2-11
 Plate Wldt, Bh, Hyd Hose, Rh, 2-9
 Plate, Adjusting Bracket - Non Air Con, 2-57
 Plate, Brush Drive - Weldment, 2-73, 2-75
 Plate, Clamp, Battery - Formed, 2-57
 Plate, Cntrl, Spd [Ku], 5-26
 Plate, Cover - Cab Rear, 2-33, 3-7
 Plate, Deflector, Pressure Washer, 3-13, 3-15
 Plate, Element 1, 5-10
 Plate, Element 2, 5-10
 Plate, Facia - Formed Armrest, 2-41
 Plate, Fixing - Flap Water Tank, 2-91
 Plate, Fixing, L/H Mudguard -Formed, 2-11
 Plate, Motor Swivel Rh - Formed, 2-73
 Plate, Mounting - Wldt Hopper, 2-77
 Plate, Mounting, Number Plate Lights, 2-91
 Plate, Mounting, Water Hose - Formed, 2-73, 2-75
 Plate, Protection -Lh - Formed, 2-83
 Plate, Protection -Rh - Formed, 2-83
 Plate, Pump, Hand, 2-97
 Plate, Reciever/Dryer Support Bracket, 3-7
 Plate, Spacer, Cab Steering, 2-39
 Plate, Support - Case Drain Hose - Devel, 2-9, 2-11
 Plate,Alternator Bracket Adjust, 3-5
 Plate,Brush Guard/Clamp -Formed, 2-83
 Plate,Evaporator Mounting Angle Brk, 3-7
 Plate,Infill Lower Tunnel, 2-37
 Plate,Pipe Clamp,Fan Hopper, 2-109
 Plate,Sandwich Drain Flap, 2-85

Plate, 5-23
 Plug, Blanking, 2-77
 Plug, Cup, Sealing [Ku], 5-3, 5-5
 Plug, Eng [Ku], 5-3
 Plug, Ext Hex, SAE -08, 4-3
 Plug, Glow [Ku], 5-19
 Plug, Hole, Rnd, 0.81h, Blk, 2-5
 Plug, Oil Filler, 5-10
 Plug,Solenoid-2/2 Wa, 2-95
 Plug, 5-28
 Plunger, Pump, 5-23
 Pop Rivet, Large Flange, 2-11
 Potentiometer / Loom Dual Tr, 2-47
 Potentiometer Assy,Brush & Fan Control, 2-43
 Power Cable,3 Meter-, 3-3
 Precleaner,Spinner Small, 2-59
 Pressure Limiter -Front Brakes, 2-49
 Pressure Reducing Valve Pr08-32a-0-N-03, 4-9
 Pully, Fan [Ku], 5-17
 Pump, Gear, Aux, 20Cc, 2-99
 Pump, Hyd, Piston, Hand, 0.65, 2-97
 Pump, Hydraulic Drive, Pressure Washer, 3-13
 Pump, Oil, Cover [Ku], 5-7
 Pump, Oil, Eng [Ku], 5-7
 Pump, Water Assy [Ku], 5-8
 Pump,Swashplate- 636, 2-99
 Pump-Axial Piston C/W Integral Motor Wit, 3-13

Q

Quick Couple Nozzle Tip 15 Degree, 1-1

R

Rack, Control, 5-23
 Radiator Hose-Bottom (Emegi & Acr), 2-67
 Radiator,Combined Oi, 2-65
 Radio [Am/Fm/Wb/Cd, Din Mount], 2-45
 Rear Axle - Lh -Weldment, 2-19
 Rear Axle, Rh Wldt, 2-17
 Rear Lights / Stop (Bulb Not Included), 2-5
 Rear Window - Cab W/Label, 2-33
 Receiver - Drier 2.5 - Air Con, 3-7
 Reducer 1/8 Bsptm X 1/4 Bspp Female, 2-55
 Relay Automotive High Current 70 Amp-G8J, 2-43
 Relay Holder Weldment, 2-43
 Relay, Automotive - 12V, 35/40A, Spco, 3-11
 Relay, Automotive -, 2-43, 3-21
 Relay/Timer - Heated, 2-43
 Relief Valve Rv08-20a-0-N-18/M50 Spring, 4-9
 Relief Valve Rv08-20a-0-V-33/M2110(210, 4-9

Relief Valve Rv08-20a-0-V-33/M140, 4-11
 Remote Filler Weldment-636, 2-63
 Reservoir, Footbrake, 2-47
 Restraining Cable, 2-91, 2-95
 Retainer - Knurled Fastener, 2-23, 2-25, 2-85
 Retainer Plastic, 2-65
 Retainer, Spring [Ku], 5-13
 Retainer, Spring, Valve [Ku], 5-13
 Retainer, 2-13, 2-21
 Retaining Clip, 26mm O/D, 2-69, 2-71
 Rh Seal Plate - Formed, 2-81
 Ring [Ku], 5-17
 Ring Head Stud - Black 14Mm, 2-65
 Ring, Piston Assy [Ku], 5-17
 Ring, Snap [Ku], 5-15, 5-24
 Ring, Snap, Piston [Ku], 5-17
 Rivet, Plstc, .250D X 0.90, 2-53
 Rod Assy, Connecting [Ku], 5-17
 Rod, Push, Valve [Ku], 5-15
 Roof Hatch, 2-35
 Rotating Beacon, 2-27
 Rubber Band - 8" X 2, 2-59, 2-83
 Rubber Band 4' Wide], 2-87
 Rubber Cover For Cab Steering Pipes, 2-39
 Rubber Flap- 8mm -63, 2-83
 Rubber Isolator,Modified, 2-95
 Rubber Mat - Cab Flo, 2-33
 Rubber Mounting Pad - 100 X 40 X 12, 2-93
 Rubber Skirting ,3mm, 2-77
 Rubber Stopper, 2-65

S

Safety Switch Assembly (From Assy. M/L), 2-114
 Safety Switch Assembly, 2-89
 Sandwich Plate, 2-77
 Scraper - 50 I/D X 5, 2-9, 2-11
 Screw [Ku], 5-7, 5-13
 Screw - 8 X 3/4 S Tap (Philip), 2-41, 2-53
 Screw Caps-Plastic, 2-39, 2-53
 Screw, 8 X 1/2 Phillips Sheet Metal, 2-45
 Screw, Adj, Rocker Arm [Ku], 5-13
 Screw, Btn Head Hex Skt - M8 X 25 - St/S, 2-85
 Screw, Btn, M8 X 1.25 X 16, Ss, 2-5, 2-77, 2-93, 2-109
 Screw, Button Hd Hex Skt - M6 x 12, 2-27
 Screw, Button Hd Hex Skt-M6x16, 2-87
 Screw, Button Head Hex Skt - M8 X 20 - S, 2-41, 2-85, 2-91
 Screw, Csk Hd Slotted - M8 X 12, 2-13, 2-21
 Screw, Follow, 5-23
 Screw, Hex [Ku], 5-4, 5-5, 5-7, 5-9, 5-12, 5-24, 5-29, 5-31
 Screw, Hex Hd Set - M8 x 16 - St.St. A4, 3-13

CROSS REFERENCE

Screw, Hex Hd Set - M8 X 16 -A4 Gd70 St., 3-15	Screw, Hex, M8 X 1.25 X 30, 8.8, 2-81, 2-97	Seal Kit, Motor, Hyd, 2-9, 2-11, 2-17, 2-19, 2-81
Screw, Hex Hd Set - M8 X 25, 2-57, 2-85	Screw, Hex, M8 X 1.25 X 30, Ss, 2-55	Seal Kit, Pump, Hyd, 2-99
Screw, Hex Hd Set - M8 X 35 - Zn Ptd., 2-57	Screw, Hex, M8 X 1.25 X 35, 8.8, 2-61	Seal Kit, Pump, 2-99
Screw, Hex Head - M3 x 15, 2-51	Screw, Hex, M8 X 1.25 X 40, 8.8, Fl, 3-5	Seal Kit, Series 10, 2 Way Polyurethane T, 4-7
Screw, Hex Id Set, M16 X 80, 2-83	Screw, Hex, M8 X 1.25 X 45, 8.8, 3-5	Seal Kit, Series 10, 4 Way Polyurethane T, 4-7, 4-11
Screw, Hex, .31-18 X 0.75, G5, 2-97	Screw, Hex, M8 X 1.25 X 60, 8.8, 2-97, 2-111	Seal Kit, Valve Size 10, 4 Way Type-Viton, 4-9
Screw, Hex, .31-18 X 2.50, G5, 2-97	Screw, Hex, 5-12	Seal Kit, Valve Size 10, 2 Way Type-Viton, 4-7, 4-11
Screw, Hex, .38-16 X 1.25, G5, 2-99	Screw, Pan, 10-24 X 0.50, Ss, 2-99	Seal Kit, Valve Size 8 - 3 Way, Mm Sk08-3-, 4-9
Screw, Hex, Case, Brg, Main [Ku], 5-9	Screw, Rod, Connecting [Ku], 5-17	Seal Kit, Valve Size 8, 4way, Mmm, 4-9
Screw, Hex, Cshft [Ku], 5-17	Screw, Self Tap, Flg Hex Hd - M6 x 12, 2-79	Seal Kit- Reverse Solenoid & Check Valve, 4-7, 4-9, 4-11
Screw, Hex, Head, Cyl [Ku], 5-5	Screw, Set [Ku], 5-15, 5-24	Seal Kit, 2-99
Screw, Hex, M10 X 1.25 X 20, 8.8, 2-55	Screw, Soc, M8 X 1.25 X 16, 12.9, 2-13	Seal, Heat, Nozzle [Ku], 5-19
Screw, Hex, M10 X 1.25 X 25, 8.8, 2-55	Screw, W / Washer, 5-19	Seal, Mechanical Assy [Ku], 5-8
Screw, Hex, M10 X 1.50 X 20, 8.8, 2-37, 2-69, 2-71, 2-91	Screw, With Washer, 5-10	Seal, Oil [Ku], 5-9, 5-26
Screw, Hex, M10 X 1.50 X 25, 8.8, 2-73, 2-75, 2-81	Screw, Button Hd Hex Skt -M6 x 35 A4 St.S, 2-57, 3-5	Seal, Oil, Eng [Ku], 5-7
Screw, Hex, M10 X 1.50 X 25, Ss, 2-77	Screw, Button Hd Hex Skt-M6 X 16, 2-59, 2-67, 2-79, 2-85, 3-13, 3-15	Seal, Org [Ku], 5-4
Screw, Hex, M10 X 1.50 X 30, 8.8, 2-73, 2-75, 3-5	Screw, Button Hd Hex Skt-M6 x 16, 2-59, 2-87	Seal, Rbr, Open, 0.19, 0.75w, Adh, Bulk, 3-7
Screw, Hex, M10 X 1.50 X 45, 8.8, 2-37	Screw, Button Hd Hex Skt-M6 X 25, 2-63, 3-7	Seal, Stem, Valve [Ku], 5-13
Screw, Hex, M10 X 1.50 X 90, 8.8, 3-5	Screw, Button Hd Hex Skt-M8 X 16, 2-109	Seal, Window, Lower Door, 2-29, 2-31
Screw, Hex, M12 X 1.75 X 100, 8.8, 2-47	Screw, Button Hd Hex Skt-M8 x 20, 2-59	Seal, Hopper Door, 2-77
Screw, Hex, M12 X 1.75 X 35, 8.8, 2-73, 2-75	Screw, Button Hd Hex Skt-M8 X 30, 2-89, 2-91	Seal, Ring Weldment For Inlet Duct, 2-85
Screw, Hex, M12 X 1.75 X 55, Ss, 2-83	Screw, Button Hd Hex Skt-M8 x 30, 2-59	Sealing Strip - Roof Hatch 525 - 636 -, 2-35
Screw, Hex, M5 X 0.80 X 16, Ss, 2-85	Screw, Button Hd Hx Skt -M10 x 16, 2-29, 2-31	Seat Belt Kit - 3 Point, 2-41
Screw, Hex, M6 X 1.00 X 12, Fmg, 2-21, 2-69, 2-71	Screw, Button Hd Skt -M5 X 10 St.St, 2-59, 2-91, 3-7, 3-9	Seat Box Moulding _C, 2-53
Screw, Hex, M6 X 1.00 X 12, Ni, Ss, 2-85	Screw, Button Hd Skt -M5 x 10 St.St, 2-33	Seat, Spring Lower, 5-23
Screw, Hex, M6 X 1.00 X 12, Ss, 3-7	Screw, Button Head Skt-M5 X 35 ZC Plated, 2-79	Seat, Spring Upper, 5-23
Screw, Hex, M6 X 1.00 X 16, 8.8, 2-63, 3-7	Screw, Button Head Skt-M5 X 35 Zc Plated, 2-91	Sensor Solid State L, 2-93
Screw, Hex, M6 X 1.00 X 16, Ss, 2-23, 2-25, 2-29, 2-31, 2-65, 2-81	Screw, Hex Hd Set -M14 x 40, 2-99	Sensor, Speed - Wheel Motor, Modified, 2-19
Screw, Hex, M6 X 1.00 X 20, Ss, 2-23, 2-25, 2-29, 2-31, 2-77	Screw, Hex Hd Set -M14 x 40, 2-99	Sensor, Coolant Expan, 2-67
Screw, Hex, M6 X 1.00 X 30, 8.8, 2-23, 2-25	Screw, Hex Skt Knurled Set (Grub), 2-35	Shaft, Govnr [Ku], 5-24
Screw, Hex, M6 X 1.00 X 50, 8.8, 2-97, 3-5	Screw, Self Tapper, 2-53	Shaft, Govnr, 5-24
Screw, Hex, M6 X 1.00 X 55, Fl, Ss, 2-93, 3-19	Screw-Csk Hd Sckt M8 X 16 Zinc Ptd., 2-79	Shaft, Idler, Gear [Ku], 5-15
Screw, Hex, M6 X 1.00 X 70, Ss, 3-17	Screw, 5-23	Shaft, Lever, Spd [Ku], 5-26
Screw, Hex, M8 X 1.25 X 110, Ss, 2-93	Scroll Assembly - Fan Casing, 2-81	Shaft, Rocker, Arm [Ku], 5-13
Screw, Hex, M8 X 1.25 X 120, 8.8, Fl, 2-5	Seal - Drain Access Door, 2-85	Shaft, Spinner Clean Cyclone, 2-77
Screw, Hex, M8 X 1.25 X 16, 8.8, 2-11, 2-37, 2-55, 2-79, 2-85, 2-91	Seal Flap - Drain, 1-1, 2-85	Shield - Engine To Radiator, 2-61
Screw, Hex, M8 X 1.25 X 16, Ss, 2-7, 2-15, 2-17, 2-19, 2-79, 2-81, 2-89	Seal Kit - For Int. S502, 4-13	Shield - Top Radiator To Engine, 2-65
Screw, Hex, M8 X 1.25 X 20, 8.8, 2-9, 2-11, 2-47, 2-55, 2-73, 2-75, 2-85, 2-97, 2-99	Seal Kit -Flow Divider / Combiner Sk12-4, 4-5	Shield Chassis, Hopper, 2-65
Screw, Hex, M8 X 1.25 X 20, Ss, 2-65, 2-81, 2-91, 3-19	Seal Kit Check Valve, 4-9	Shield, Radiator - Engine, 2-65
Screw, Hex, M8 X 1.25 X 25, 8.8, 2-9, 2-11, 2-63, 2-73, 2-75, 3-5	Seal Kit Free Wheel Valve Sko8-2v-M, 4-9	Shield, Top, Radiator, 2-65
SCREW, HEX, M8 X 1.25 X 25, FMG, 3-13	Seal Kit P.O. Check Valve Sk08-3-V-Tm, 4-9	Shield, Bottom Rad, 2-65
Screw, Hex, M8 X 1.25 X 25, Fmg, 2-69, 2-71, 2-91, 3-15	Seal Kit Pressure Reducing Valve Sk08-3-, 4-9	Shim, Injection Pump 0.20 mm, 5-21
Screw, Hex, M8 X 1.25 X 25, Ss, 2-83, 2-95	Seal Kit Sk10-3p-Mm For Valve Hv181, 4-5	Shim, Injection Pump 0.25 mm, 5-21
	Seal Kit Sk8-3p-Mm, 4-5	Shim, Injection Pump 0.30 mm, 5-21
	Seal Kit, Motor [Cl], 2-73, 2-75	Shim, 5-23

Sight Gauge, 5" w/Thermometer, 1/2", 4-3
 Sleeve, Control, 5-23
 Sleeve, Cyclone To Hopper Body - Wldt, 2-77
 Sleeve, Govnr [Ku], 5-24
 Slip-On Recerptacle, 2-65
 Slotted Fastener-525, 2-13, 2-21
 Snap Clip - 46 Mm (S/Plow), 2-5, 2-87
 Snap Ring, Internal, 2-9, 2-11
 Socket, Power Socket, 2-45
 Solenoid Valve Sv08-21-0-V-00, 4-9
 Solenoid Valve Sv08-47c-0-N-00, 4-9
 Solenoid Valve Sv08-47d-0-N-00, 4-9
 Solenoid Valve Sv10-21-0-V-00, 4-7, 4-11
 Solenoid Valve, Blocking/Low Flow, 2way, Nc, 4-9
 Spacer - Black Nylon, 2-73, 2-75
 Spacer - Filter Assy, 3-13, 3-15
 Spacer Cooling Fan, Kubota, 2-57, 3-5
 Spacer Tube Cloudmaker 5mm L, 2-83, 2-87
 Spacer, Alternator Bracket, 2-57
 Spacer, Armrest, 2-41
 Spacer, Cylinder Pivot Pin - Machining, 2-69, 2-71
 Spacer, Seat Front Left, 2-51
 Spacer, Seat, Front, Lh, 2-41, 2-53
 Spacer, Seat, 2-53
 Spacer, Spinner Clean Cyclone, 2-77
 Spacer, Door Lock Inspection Panel, 2-89
 Speakers (80), 2-45
 Speed Sensor (From Assy. M/L), 2-55, 2-81
 Spherical Ball Joint, 2-69, 2-71
 Spigot Weld - Heater Vent, 2-53
 Spinner Weldment, 2-77
 Spiral Binding (8mm ID, 3-4 lines) (approx. 5 meters), 3-21
 Spray Gun 3000Psi, 3-19
 Spray Gun Assy, 3000 Psi, 3-19
 Spray Head Nut, Atomiser, 2-95
 Spray Head, Atomiser - Bobbin, 1-1, 2-95
 Spray Jet - Brush -Green, 1-1, 2-95
 Spray Nozzle [Red], 1-1, 2-95
 Spring - Compression, 2-89
 Spring - Hinged Back Trunking, 2-91
 Spring -35 Od X 300, 2-69, 2-71
 Spring Buckle, Front Brake, 2-13
 Spring Torsion Cab Lockdown, 2-37
 Spring, Cmpr, Relief [Ku], 5-7
 Spring, Cmpr, Rocker [Ku], 5-13
 Spring, Delivery Valve, 5-23
 Spring, Ext, Govnr [Ku], 5-27
 Spring, Plunger, 5-23
 Spring, Start [Ku], 5-27
 Spring, Tors [Ku], 5-26
 Spring, Valve [Ku], 5-13
 St St Button Hd Screw, M6 X 12 Long, 2-23, 2-25, 3-7
 St St Button Hd Screw, M8 X 45 Long, 2-3, 2-79
 Stay, Radiator, 2-65

Steel Retainer, 2-65
 Steering Column Asse, 2-39
 Steering Control Unit, 2-39
 Steering Wheel, 2-39
 Stop, Conical Progres, 2-17, 2-19, 2-37
 Stopper, Cam [Ku], 5-15
 Stopper, Fuel [Ku], 5-24
 Straight Connector M6 X 5/6 Unf, 3-21
 Straight Thread Connector Orfs/ Sae-Orb, 2-101, 2-103, 2-105, 2-107, 2-109, 2-111, 3-17
 Straight Thread Elbow Orfs / Sae-Orb 1 1, 2-101
 Straight Thread Elbow Orfs / Sae-Orb 1/2, 2-101, 2-103, 2-107
 Straight Thread Elbow Orfs / Sae-Orb 1/4, 2-101, 2-103, 2-105, 2-107, 2-109, 2-111
 Straight Thread Elbow Orfs / Sae-Orb 3/8, 2-101, 2-109, 3-17
 Strainer - Drain Cap, 2-93
 Strainer, 1-1/2"-11NPT, 100Mesh, NoBy-Pass, 1-1, 4-3
 Strainer, Suction, 1-1, 4-3
 Strainer/Cap Assembly, 2-93
 Striker Pin Weldment -Rh Door, Cab, 2-29, 2-31
 Strip, Wear - Formed, 2-69, 2-71
 Stud [Ku], 5-7, 5-11, 5-13, 5-26
 Stud, 5-11, 5-21
 Sump, Hopper Drain -636, 2-85
 Sun - Visor Assembly, 2-45
 Support Bracket, Safety Chain, Rear Door, 2-91
 Support Frame Inlet Tube -636, 2-5
 Support Frame Weldment-W/Tank, 2-91
 Surround, Switch, 2-43, 2-45
 Switch -Safety Limit, 2-79
 Switch Assembly, Hazard Flasher, 2-43
 Switch Assembly, Off/On, (Double Pole Double Throw), 2-43, 3-11
 Switch Assembly, On/Off (Momentary), 2-43
 Switch Assembly, On/Off (Single Pole), 2-43, 2-45, 3-19
 Switch Assembly, On/Off/On (Momentary Double Pole)n, 2-43
 Switch Assembly, On/On/Off (Double Pole), 2-43
 Switch, Blanking Plat, 2-43, 2-45
 Switch, Forward/Neutr, 2-41
 Switch, Rotary Vam Assembly-, 2-43
 Switch-Ignition 525, 2-39
 Switch-Proximity-Ind (With Connector), 2-7
 Swivel Fitting, 3000 Psi, Hose Reel, 3-19
 Swivel Nut Branch Tee Orfs / Orfs / Orfs, 2-101, 2-111
 Swivel Nut Elbow Orfs / Orfs Swivel 1/4-, 2-105
 Swivel Nut Run Tee Orfs / Orfs Swivel /, 2-101, 2-105, 2-111
 Swivel, Top End, 2-87

Swivel Nut Run T, Orfs/Orfs Swvl /Orfs 3/4, 2-101

T

Tachometer - Us Spec, 2-43
 Tail Assy, 90 Degree Plastic, 3-13
 Tank Assy, Hyd Oil [W/ Usa/Sae Adaptors] (See Breakdowns), 2-97
 Tank Assy, Hyd Oil [W/ USA/Sae Adaptors], 4-3
 Tank, Water, Rear W/Label, 2-91
 Tank, Water Filter-Assembly, 2-93
 Tappet [Ku], 5-15
 Tee Allen Key With S, 2-3
 Temperature Gauge -, 2-43
 Temperature Sender, 2-55
 Tension Spring, Lower ,Front Brake, 2-13
 Tension Spring, Upper, Front Brake, 2-13
 Thermostat, 160deg, 1.7d, 5-28
 Tie Rod, Machined, H/Brake Bellcrank, 2-51
 Tie, Cable, Nyl, 14.5l .30w 4.0 Max D, 2-51
 Timer - Glow Lamp - 636, 2-43
 Top R/H Door Hindge -636, 2-23
 Top/Bottom, R/H Frame Hinge ,636, 2-23
 Track Arm Lh Assembly, 2-7
 Track Rod Assy, Close Bends, 2-15
 Track Rod, Formed, Close Bends, 2-15
 Trailing Arm Rh-Assembly, 2-7
 Trailing Arm, Rh, Wldt, 2-7
 Trailing Arm, Wldt, 2-7
 Transducer, Mmu Water, 2-55
 Tray, Battery, Weldment, 636, 2-5
 Trim, Edge, 8mm, 2-81
 Trinary Switch Assembly, 3-9
 Tube Connector, 4mm to 4mm, 3-21
 Tube Weldment Turbo - Air Cleaner E3B E, 2-59
 Tube Weldment, 2-59
 Tube Wldt, Spigot, Woosh Inlet, 2-87
 Tube, 4mm OD (50 meter coil), Grease Filled, 3-21
 Tube, Cylinder Spacer, Short - Machining, 2-83
 Tube, Handle, Whoosh, 2-87
 Tube, Injector, Pipe #2 [Ku], 5-19
 Tube, Injector, Pipe #32 [Ku], 5-19
 Tube, Oil, 5-31
 Tube, Pin [Ku], 5-3
 Tube, Pivot, Inner, 2-69, 2-71
 Tube, Seat, Valve, Oil [Ku], 5-7
 Tube, Spacer, Cloudmaker, 40mm, 2-83
 Tube, Stiffener, Hose, Rear Water Tank, 2-93
 Turbo Assy, Charger [Ku], 5-29

CROSS REFERENCE

U

U-Type Recepticle - Knurled Fastener, 2-23, 2-25
Union Tee Orfs / Orfs / Orfs 1/4, 2-105, 2-107
Upper Hinge Weld Assy, 2-25
Upper Hinge Wldt, Side Panel, 2-25
Upper Tension Spring, 2-21
Utpc Straight Thread Connector 3/8-7/16, 2-101, 2-103, 2-105, 2-109
Utpc Straight Thread Connector 1/4-7/16-, 2-105, 2-109
Utpc Straight Thread Elbow 1/4-9/16-18, 2-101, 2-103, 2-105, 2-111

V

Valve - Solenoid - 2 Way Int., 4-13
Valve - Solenoid - Int. S229n, 4-13
Valve Body, 2/2 Way D, 2-95
Valve Check Reverse Speed Cv08-20-O-V-04, 4-9
Valve, Delivery, 5-23
Valve, Exhaust [Ku], 5-13
Valve, Hyd [100-600 Psi Cracking Press], 2-105
Valve, Intake [Ku], 5-13
Valve, Pressure Compensator Ec10-40-0-V-, 4-9
Valve, Sequence, 2-111
Valve, Spool 3 Way High Pressure, 4-5
Valve, D/A High Pressure Relief Valve Rv5, 4-7
Valve, Pressure Compensator, 220 Spg Ec50-, 4-7
Valve, Pressure Compensator, High Pressure, 4-7, 4-11
Valve, Proportional Solenoid - Sp10 Operat, 4-7
Valve, Proportional Solenoid - Sp08 Operat, 4-7
Valve, Relief, Direct Acting Poppet Rv08-2, 4-9
Valve - Relief - Int. 210 Bar, 4-13
Vent - Rectangular 525, 3-11
Video, Oprtr, Dvd [636], 3-23
Voice Box - English, 2-59
Vr, Seal Kit, Relief, Hyd Valve [Gresen], 3-7

W

Washer, Form A - M5 - Zn Ptd Per 100 Per, 2-79
Warning Lamp - Indicat, 2-43
Warning Light - Blue, 2-43
Washer [Ku], 5-24
Washer - Forma - M8 - St St, 2-29, 2-31, 2-81
Washer - M6 Form C - St. St, A2, 2-57, 2-59, 2-81, 2-85, 2-87, 3-5

Washer - M8 Form C St/St 314 Stainless 3, 2-81
Washer - M8 Form C St/St 314, 2-53
Washer - M8 X 25 Od - St St, 2-37, 2-45, 2-61, 2-83, 2-85
Washer - Plain - 1/4", 2-99
Washer - Top Hat, 2-89
Washer, 3/8" SAE, 4-3
Washer, Collar, Gear [Ku], 5-15
Washer, Flat [Ku], 5-13, 5-26
Washer, Flat, 0.25, Fendr, 2-65
Washer, Flat, 0.25, Sae, 2-65, 2-83, 2-87
Washer, Flat, 0.25, Std, 2-5, 2-9, 2-11, 2-29, 2-31, 2-37, 2-55, 2-61, 2-63, 2-65, 2-73, 2-75, 2-79, 2-81, 2-83, 2-85, 2-93, 2-95, 2-97, 2-99, 2-109, 2-111, 3-5
Washer, Flat, 0.27B 0.69D .05, Ss, 2-77
Washer, Flat, 0.27b 0.69d .05, Ss, 2-5, 2-63, 2-79, 2-93
Washer, Flat, 0.31, Fendr, 2-63
Washer, Flat, 0.31, Std, 2-17, 2-59, 2-73, 2-75
Washer, Flat, 0.38, Std, 2-5, 2-37, 2-73, 2-75, 2-77, 2-81, 3-5
Washer, Flat, 0.38B 0.88D .08, Ss, 2-41, 2-59
Washer, Flat, 0.38b 0.88d .08, Ss, 2-73, 2-75, 2-77, 2-81, 2-85, 2-89, 2-91, 3-13, 3-15, 3-19
Washer, Flat, 0.38b 1.25d .12, Neo, 2-49, 2-73, 2-75
Washer, Flat, 0.50, Std, 2-9, 2-11, 2-17, 2-19, 2-31, 2-47, 2-69, 2-71
Washer, Flat, 0.56b, 3-19
Washer, Flat, 10, Ss, 2-27, 2-77, 2-85, 2-89
Washer, Flat, 10, 2-23, 2-25, 2-29, 2-31, 3-7
Washer, Flat, Belleville, .31, 2-97
Washer, Flat, Belleville, .38, 2-39, 2-91
Washer, Flat, Belleville, M10, 2-55, 2-73, 2-75
Washer, Flat, Belleville, M6, 2-63, 3-5
Washer, Flat, Belleville, M8, 2-5, 2-7, 2-9, 2-11, 2-15, 2-19, 2-55, 2-63, 2-91, 2-97, 3-5, 3-13, 3-15
Washer, Flat, M10, Fendr, 2-91
Washer, Flat, M6, Ss Rep. Bynone, 2-65
Washer, Form 'A' - M12 - Zn Ptd Whee, 2-37
Washer, Form A - M10, 2-41, 2-51
Washer, Form A - M20 - St/St A2, 2-77
Washer, Lock, Int-Ext, 0.31, 2-5, 2-37
Washer, Lock, Split [Ku], 5-7, 5-26
Washer, Lock, Split, 5-29
Washer, Mudguard - 6.35 I/D X 25.4 O/D, 2-87
Washer, Nylon Load Bearing, 2-41
Washer, Nylon, 1/4", 4-3
Washer, Schnorr Locking M12, 2-27
Washer, Shaft, Rocker [Ku], 5-13

Washer, Spring, 5-21
Washer, Thrust [Ku], 5-24
Washer, Top King Pin - Machining, 2-9, 2-11
Washer-36mmOdx14.5mmld, 2-99
Washer-Schnorr Serra, 2-83
Washer-Spring-1/4", 2-57, 3-5
Washer-Spring-8mm Rect., 2-49, 2-57
Washer, 2-29, 2-31, 2-77, 2-81
Water Bottle - Windscreen Wash, 2-27
Water Hose, Large Wa, 2-93
Water Hose, Small Wa, 2-93
Water Pump C/W Connector, 2-93
Water Valve Assembly, 2-95
Wedge, Seat-Weldment Cab, 2-53
Weight, Comp, Govnr [Ku], 5-24
Wheel Assembly, 155/7, 2-13, 2-21
Wheel Cylinder, Front Brake, 2-13
Wheel Cylinder, 2-21
Wheel Hub Assy - Rear -5 Stud, 2-21
Wheel Hub Assy 5 Stud, 2-13
Wheel Stud - M16 X 1.5 X 47 Lg, 2-13, 2-21
Wheel Trim, 636/525, 2-13, 2-21
Whoosh Handle Assembly, 2-87
Whoosh Handle, 2-87
Whoosh Hose Bracket, 2-87
Whoosh Nozzle - Plstc, 2-87
Window Cassette - Rh, 2-29
Window Cassette, Lh, 2-31
Windscreen Assy _C/W Pack & Carr, 2-27
Wing Mirror (Unbreak, 2-29, 2-31
Wing Mirror Arm, 2-29, 2-31
Wiper Arm - 450mm (1, 2-27
Wiper Blade, Curved, 2-27
Wiper Motor Assy, 5/6 Series, 2-27
Wire, Retaining - Fan Access Door, 2-89
Wiring Loom, Cab, instrument/ A-Post Auto, 2-114
Wiring Loom, Cab lqan, 2-114
Wiring Loom, Chassis, 2-114
Woosh Inlet Blanking Plate Wldt, 2-85
Woosh Inlet Outer, Weldment -636, 2-85
Woosh Inlet Pin Weldment -636, 2-85
Work Lamp - 525, 2-27
Workshop Manual - 636, 3-23

Y

Y-Piece Equal Hose Barb 16mm Plastic, 3-13