

TRUETRU MANUAL



INDEX

01. Warning
02. Component
03. Name and role
04. Specification
05. On/Off Switch
06. Charging
07. Bluetooth
08. Installation
09. Operating mode
10. Battery
11. Warranty
12. Exchange and refund
13. Color card (color coding card)

Product information

- Name: TRUETRUE (Coding Educational Robot)
- Manufacturer: SIGONGmedia
- Address: 225-20, Pangyoyeok-ro, Bundang-gu, Seongnam-si, Gyeonggi-do, 13494 Korea
- Web: www.truetruebot.com
- Email: truetrue@sigongmedia.co.kr

TRUETRUE is a trademark of SIGONGmedia Co., Ltd. Other trademarks or trade names of products and company names mentioned herein are: Entry, Scratch, Google Android, iOS, Microsoft Windows

© 2018 SIGONGmedia Co., Ltd. All rights reserved.



⚠ WARNING!

It is not allowed to use for children under the age 3. It includes small parts.



Made in China
Designed by SIGONGmedia in Korea

WARNING


1. Precautions before use

- Do not apply excessive force to the motors and wheels.
- The motor is expendable. After the end of a motor's life, please purchase a new motor to replace the old one.
- The speed of each DC motor may differ.
- Bluetooth connection may not always be stable depending on their circumstance.
- The product movement and sensor are inspected before shipment. Accordingly, the wheels or the bottom may have dust.
- The performance and product configuration may be improved or changed at the manufacturer's discretion.
- Disassembling the product or applying electric shock may cause the product to malfunction.

2. Handling precautions

- Do not expose TRUETRUE to moisture, high temperature, or direct sunlight.
- Recommendable operating condition
 - Temperature: 18°C ~ 28°C
 - Humidity: 10% ~ 80% based on 25°C
- Use a certified standard charger.
- Do not store TRUETRUE in a sealed place for a long time with its switch on.
- Do not attempt to dismantle, reconstruct, or modify TRUETRUE. Under these circumstance, free repair service is not guaranteed.
- Keep out of reach of children. The product contains small parts. (Ages 7+)

COMPONENT



Main body



Charging cable



USB dongle



Color card
(Total 38 cards)




TRUETRUE
Manual (Eng • Kor)
& Sticker (Kor)

NAME & ROLE

LED light

Color card slot

Proximity sensor

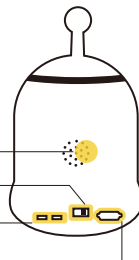


Speaker (buzzer)

On/off switch

BAT/BT -BAT (Battery)
-BT (Bluetooth)

USB (charging)



SPECIFICATION

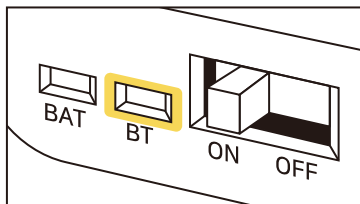
1. TRUETRUE (Robot)

- Size: diameter 52mm × height 60mm
(without antenna)
- Weight : 59 g
- Communication : Bluetooth BLE 4.0
- Operating time : approx. 90 mins
(May vary depending on usage and environment.)
- Battery : Lithium polymer/3.7V/250mAh
- Sensor and driving device
 - Front distance sensor × 2
 - Light sensor × 4, White light LED × 4 (bottom)
 - 3 axis accelerometer × 1
 - DC motor × 2
 - Color sensor × 2, White light LED × 2
 - Color LED × 4 (head)
 - Electromagnetic buzzer × 1
 - Extension port × 1

2. USB dongle

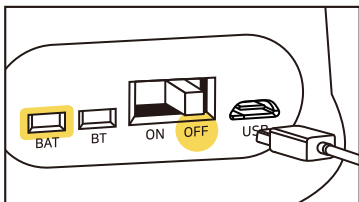
- Size: width 56 mm × depth 20 mm × height 8 mm
- Weight: 8 g
- Communication: Bluetooth BLE 4.0

ON/OFF SWITCH



- When the on/off switch is left, it turns on (ready to move).
- When the switch is right, it turns off (not working).
- When the switch is on, the Bluetooth light flashes blue.

CHARGING

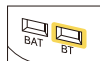


- Connect the charger to the USB charging terminal on the back of the robot.
- Before charging, please make sure the switch is off.
- The green LED is on while charging.
- The green LED is off after charging is completed.
- The LED(head) blinks red when the battery is low.

BLUETOOTH

1. Link light (BT)

- Waiting for Bluetooth connection: blue LED light blinks.
- Connected to Bluetooth: blue LED light is on.



2. Installing USB dongle

- Caution: Install USB driver first before connecting USB dongle to your computer.
※ You can download it from the website.

3. Bluetooth connections

- Turn on the robot and insert the USB dongle into your computer.
- When the robot is near the dongle (within 20 cm), the blue Bluetooth light will stop blinking and stay on. This means the robot and computer are connected.
- While the robot is connected to the dongle, it can't be connected to other dongles or smart devices. Only the connected dongle and smart device can control the robot.
- When the robot's switch is off, Bluetooth is disconnected. The dongle returns to its initial state and attempts to find nearby robots automatically.
- If you want to connect to another robot, turn off the first one and put a new robot near the dongle after turning on the switch.

INSTALLATION

1. USB dongle driver

Find your OS device driver on the website and download it.

2. TRUETRUE apps

Find apps on the website/app markets and install it on your computer and smart device.

3. Scratch and Entry (for TRUETRUE)

Please install the program and driver before using the robot with software.

OPERATING MODE

1. Color card (Total 38 cards)

- TRUETRUE can read the data on the color cards and execute any number of command.
- There are 5 categories color cards as below. Each card has its own command and some of them can be used with other cards when you make algorithm.
 - 1) User calibration card
 - 2) Standalone card
 - 3) Algorithm card
 - 4) Number card
 - 5) Hand control card

2. App

- You can control TRUETRUE in real time with the apps.
- There are 4 basic apps
 - 1) TRUEBOT Controller app
 - 2) TRUEBOT Color card app
 - 3) TRUEBOT Music card app
 - 4) TRUEBOT Step app

3. Scratch and Entry (for TRUETRUE)

- Customized Scratch and Entry programs (EPL) are also available with this robot. You can play various missions using that software.

Please visit the website for more information. There are tutorial videos, apps and guidelines for operating mode.

www.truetruebot.com 

BATTERY

- Before first use, the battery needs to be fully charged.
- Charge the battery at a temperature between +18°C and 28°C
- There is a risk of fire, explosion or leakage if you are using a battery that is not certified.
- The battery is expendable.
Replace battery if using or standby time decreases.
- Battery performance may vary depending on usage conditions.

WARRANTY

- This product is guaranteed for a period of 1 year after purchase (need proof of purchase). We will repair or replace this product if it is found to be defective during the warranty period.
- However, the warranty of expendable parts (motor or battery) is 6 months after purchase.
- Even if you are under warranty, a fee could be charged in the event of failure due to customer negligence, natural disaster, misuse, or abuse.

EXCHANGE & REFUND

1. Exchange and refund of defective products is available only at the place of purchase.
2. If the delivered product is damaged, contact the place of purchase immediately.
3. Exchange and refund are available only when hardware is found to be defective within 7 days of purchase.
(Refund will not be processed if the return is due to software or change of mind.)
4. After 7 days of purchase, the product can be exchanged or repaired depending on its condition.
5. A purchase receipt is mandatory as a proof and a handwritten receipt is not acceptable.
6. No refund will be given if the product is damaged due to user error or components are missing.
7. The customer will be responsible for the shipping cost of the product in case of refund.

▶ AS contact

E-mail: truetrue@sigongmedia.co.kr
Phone: +82-1544-7268

▶ CS contact

E-mail: truetrue@sigongmedia.co.kr
Phone: +82-1544-7268

COLOR CARD

* 5 categories, total 38 cards

1. User calibration card (2 cards)


- You can calibrate the light and color sensor to match the brightness and color of the paper or the digital screen under TRUETRUE.
- With this function, you can optimize the robot's light sensors.



Black calibration card (1)



White calibration card (1)



2. Standalone card (3 cards)

- You can give an order with one card.



Line tracing (1)



Tilt motion (1)



Digital screen (1)

3. Algorithm card (20 cards)

- You can make algorithm with 3 cards or more.



Start (1)



End (1)



Move forward (4)




Move backward (1)



Turn left (3)



Turn right (3)



LED light (1)



Melody (1)



Repeat start (2)




Repeat end (2)



Grid (1)

4. Number & Music card (10 cards) / (Each card – 1 piece)

- Number cards : you can give an order with algorithm cards.
- Music cards: you should insert 'Melody card' at the beginning and end of the algorithm.



(ex) Music cards

- DO, RE, MI ♪



5. Hand control card (3 cards)

- You can control TRUETRUE with your hand or the hand card.



Hand direction (1)



Hand card (1)



Hand following (1)

Please visit the website for more details and video guides.

www.truetruebot.com



FCC Compliance statement

FCC ID: 2AOFR-T1
2AOFR-T1-USB-DONGLE

This device complies with part 15 of the FCC Rules. Operation is subject to the following two conditions: (1) This device may not cause harmful interference, and (2) this device must accept any interference received, including interference that may cause undesired operation

- NOTE: This equipment has been tested and found to comply with the limits for a Class B digital device, pursuant to part 15 of the FCC Rules. These limits are designed to provide reasonable protection against harmful interference in a residential installation. This equipment generates, uses and can radiate radio frequency energy and, if not installed and used in accordance with the instructions, may cause harmful interference to radio communications. However, there is no guarantee that interference will not occur in a particular installation. If this equipment does cause harmful interference to radio or television reception, which can be determined by turning the equipment off and on, the user is encouraged to try to correct the interference by one or more of the following measures:

- Reorient or relocate the receiving antenna.
 - Increase the separation between the equipment and receiver.
 - Connect the equipment into an outlet on a circuit different from that to which the receiver is connected.
 - Consult the dealer or an experienced radio/TV technician for help.
- Change or modifications not expressly approved by the party responsible for compliance could void the user's authority to operate the equipment under FCC rules.
- CAUTION: Any changes or modifications in construction of this device which are not expressly approved by the party responsible for compliance could void the user's authority to operate the equipment.
- FCC RF Exposure Information
This equipment complies with FCC RF exposure limit requirements set for in an uncontrolled environment.

