

# AIR Pack

mightier yet!



## Original Concept

Richard Borg and the Days of Wonder M44 Squadron

## Additional Development and Playtesting

Don "Yangtze" Clarke, Jacques "jdRommel" David,  
Malcolm "Brummbär" Green, Stéphane "1CC Stan" Servais

## Illustrations

Julien Delval

Visit [www.daysof wonder.com](http://www.daysof wonder.com)

Days of Wonder, inc. 334 State Street, Suite 203 - Los Altos, CA 94022 - USA

Days of Wonder Europe 60 rue Saint-Lazare - 75009 Paris - FRANCE

For online customer service, visit our forums on: [www.memoir44.com](http://www.memoir44.com)

This book is printed under the copyright laws of the United States of America. (c) 2007 Days of Wonder, Inc. Copies of the material herein are intended solely for your personal, non-commercial use, and only if you preserve any associated copyrights, trademarks or other notices. You may not distribute copies to others for a charge or other consideration without prior written consent of the owner of the materials except for review purposes only.

Days of Wonder, the Days of Wonder logo, Memoir '44, the Memoir '44 logotype and all related product and brand names are registered trademarks or trademarks of Days of Wonder, Inc. and copyrights (c) 2002 - 2007 Days of Wonder, Inc.

First printing: September 2007. Printed in China.

**DAYS OF  
WONDER**



# FOREWORD

From the Battle of Britain in the summer and fall of 1940, to the air bombing raids deep into Nazi territory and over Japanese cities in mid-1945 – the airplanes, pilots and the men and women who kept them flying, all had a profound impact on the outcome of the War and the bitterly fought ground battles thousands of feet beneath them.

The painted airplane miniatures that come with this pack and the Air rules that follow in these pages invite you now to take to the skies! You are about to relive all the battles you've played to date, but with a twist; this time around, you will experience first-hand of how different a fight can be, when seen and fought from the skies!

These Air rules were designed to be easily adapted and retrofitted to the now over eight hundred scenarios published by the players' community in the Scenarios from the Front section of [www.memoir44.com](http://www.memoir44.com).

When we first tackled this project, we realized it was also giving us a terrific opportunity to go back and issue in a single soft-bound volume, a compilation of all the official Memoir '44 scenarios published to date, including those that first appeared in now long out-of-print magazines and the ones initially played at gaming conventions such as *Gencon*, *Origins* and the *World Boardgame Championships*.

With the hindsight and benefit of the many Memoir '44 expansions published since then, we have revised several of these battles, taking advantage of the countless new terrain and troop types now available to veteran Memoir '44 players.

And at the urging of the small but fervent group of community enthusiasts who helped us put this pack together, we opted to include three punchboards to help further round out and perfect the visual aspect of your battlefields.

Finally, this pack would not be complete without the comprehensive, 120 card summary deck that describes in detail every single terrain, special rule, troop type and nation introduced in the base game and the expansions published since the game's launch on the 60th anniversary of D-Day.

We hope you will enjoy the many flight hours ahead of you, and look forward to delighting you with many further expansions in the years to come!

Richard Borg and the Days of Wonder Air Squad!

*Richard Borg*

## TABLE OF CONTENTS

<b>THE AIR RULES p.3</b>	<b>Landing ..... 6</b>	<b>Bomb craters ..... 10</b>
<b>How and when to use Air Rules .... 3</b>	<b>Air Battle - Special Actions ..... 6</b>	<b>Exit markers ..... 10</b>
<b>Air Sorties ..... 3</b>	Strafing ..... 6	<b>Ready to Take-off markers ..... 11</b>
Playing an Air Sortie card ..... 3	Ground Support ..... 7	<b>Landing craft ..... 11</b>
Playing an Air Sortie equivalent .... 4	Ground Interdiction ..... 7	<b>The Summary card deck ..... 11</b>
One airborne Airplane	Kamikaze ..... 7	<b>Exit Markers ..... 12</b>
per player max! ..... 4	Recon ..... 8	<b>Victory Conditions ..... 12</b>
<b>Airplane Selection ..... 4</b>	Rescue ..... 8	<b>How to use the Scenarios ..... 13</b>
Britain ..... 4	Take-off/Landing ..... 8	
Germany ..... 4	<b>Airplane Losses ..... 8</b>	<b>THE SCENARIOS p.15</b>
Japan ..... 5	<b>Air Check roll ..... 8</b>	<b>Western Front ..... 17</b>
Soviet Union ..... 5	<b>Attacking On the Ground Airplanes . 9</b>	<b>Mediterranean Theater ..... 51</b>
United States ..... 5	<b>Airborne Airplanes ..... 9</b>	<b>Eastern Front ..... 59</b>
<b>Orders ..... 5</b>		<b>Pacific Theater ..... 70</b>
<b>Pre-positioned and</b>	<b>THE GAME COMPONENTS p.10</b>	
<b>On the Ground Airplanes ..... 5</b>	<b>The Punchboards ..... 10</b>	
<b>Movement ..... 6</b>	Terrain hexes ..... 10	



# MEMOIR '44 - AIR RULES

In standard games of Memoir '44, the impact of aviation on the battlefield was limited to the occasional play of an *Air Power* card, whose effect was designed to simulate the indirect effect and relative strength of Allied versus Axis air power during the later years of the War.

With the introduction of the Air rules and the appearance of new Airplane units of various nations onto the battlefield proper, the war is about to quite literally take another dimension. The pages that follow tell you how...

## HOW AND WHEN TO USE AIR RULES

All of the scenarios enclosed in this book may now be played using these accompanying Air rules.

Unless specified otherwise in the scenario's Special rules section, when players agree that Air rules are in effect, each player receives one new *Air Sortie* card in his hand at the start of the game.

These two new *Air Sortie* Command cards can be found in the deck of Summary cards that comes with your Air Pack.

### The Air Sortie card: A different kind of Command card!

This card is placed face up, next to the player's cardholder and visible to his opponent. The card does not count towards the player's total set of Command cards received at game's start.

Furthermore, if at any point during the game, an Air Sortie card is drawn from the deck (after it had been played, discarded and reshuffled, or because it was directly shuffled in the deck to start with), it is immediately placed face up next to the cardholder of the player who drew it, and this player immediately draws an additional Command card.



In some scenarios, Air rules are now compulsory rather than optional (i.e. the Scenario must be played using them), and the starting conditions for each player might then differ: One side might receive both *Air Sortie* cards, in a clear sign of air superiority over the opposite camp; the *Air Sortie* cards might be shuffled into the deck instead of handed out at game's start; etc...

The starting conditions that apply will be clearly specified in the scenario's Special rules section.



## > Air Sortie

### Playing an Air Sortie card

When Air rules are in effect, an *Air Sortie* card may be played during a player's turn, like any other Command card in the player's possession.

The *Air Sortie* card is used to fly an Airplane of the player's nationality (or as dictated by the Scenario) onto the battlefield; the Airplane enters the battlefield, airborne, anywhere on an edge hex of the player's choice. Edge hexes are all the full (not half) hexes that border the entire game board's four sides.


From there on, this airborne Airplane is considered one of the player's units, and follows the same sequence of phases (Orders, Movement, Air Battle Action) as all other units in the game.

Unlike other Command cards, no new Command card is ever drawn to replace the Air Sortie, at the end of the turn during which it was played.

However, when countering an opponent's *Air Sortie* with the play of a *Counter-Attack* card, you still draw a replacement card for your *Counter-Attack*.

Unlike other Command cards, the *Air Sortie* card may also be played in conjunction with a Section card. In this case, it acts as a modifier to the Section card, letting the player use one order from the Section card just played to make an Air Sortie in the corresponding section while simultaneously issuing the remaining orders to other units on the ground!

At the end of the turn, the Section card is replaced as normal, but no card is drawn to replace the *Air Sortie* card played along with it.






When countering an opponent's *Air Sortie* played in conjunction with a Section card, the Counter-Attack card only lets you counter his Section card, not the *Air Sortie* played along with it.

## Playing an Air Sortie equivalent

In addition, when Air Rules are in effect, *Air Power* cards must be played as if they were Air Sortie cards instead; And cards that are deemed equivalent by the Scenario's Special rules – such as a *Recon 1* card when Air Strikes & Blitz rules are in effect –, may be played, at the player's option, as indicated on the card (e.g. a *Recon 1*) OR as an *Air Sortie* card instead.

Unlike true *Air Sortie* cards, these cards are never placed face up nor shown to the other player beforehand; they can never be played in combination with a Section card; and they are replaced as normal, once played, at the end of the player's turn.

If the card played as an *Air Sortie* is a *Recon 1* card (as might be the case for an Axis player under Air Strikes & Blitz rules, for instance), the player is still subject to the initial card's Section limitation when playing it; i.e., the card can only be played to start an Air Sortie from an edge hex of the matching board's section; and if the Airplane is already airborne, the card's Recon section must match the section of the board over which the Airplane is currently loitering.



When an *Air Sortie* equivalent is countered with a *Counter-Attack*, it must be played the same way as the initial card was; i.e., as an *Air Sortie* if the card was played that way, and per the countered card's normal effect otherwise.

From here on, any mention of an *Air Sortie* card in the pages that follow refers and applies to the *Air Sortie* card itself AND to any equivalent of it as may be allowed by the Scenario's Special rules.

## One airborne Airplane per player max!

In any given turn, there can only ever be a maximum of one airborne Airplane unit on the battlefield for each player.

If a player plays an *Air Sortie* card (or equivalent) when he already has an airplane unit on the battlefield, the card's effect is to order this particular Airplane for the turn *with no Air check required* (see Air Check Roll p. 8).

Alternatively, the player may opt to let its Airplane disappear off the board and initiate a new *Air Sortie* with a fresh Airplane instead!

## > Airplane Selection

The Air Pack introduces 8 different types of aircrafts: the American Curtiss P-40 Warhawk, Lockheed P-38 Lightning and Vought F4U Corsair; the British Supermarine Spitfire; the German Fieseler Fi 156 Storch and Messerschmitt Bf 109; the Japanese Mitsubishi A6M Zero; and the Russian Yakovlev Yak-1/7/9.



When an Air Sortie is made, if no specific Airplane was assigned in the Special rules of the scenario being played, the following guidelines must be used to select a proper aircraft type:

### Scenarios featuring British Forces (and Allied nations not on this list)

- **Spitfire:** entire war, all theaters
- **P40:** August 1941 onward, Mediterranean Theater
- **Corsair:** Carrier-based from June 1943, Pacific Theater

### Scenarios featuring German Forces (and Axis nations not on this list)

- **Storch:** entire war, all theaters
- **Me109:** entire war, all theaters



### Scenarios featuring Japanese Forces

- **Zero:** entire war

### Scenarios featuring Soviet Union Forces

- **Yak-1** (use same model as Yak-9): entire war
- **Yak-7** (use same model as Yak-9): entire war
- **Yak-9:** from October 1942 onward
- **P40:** from January 1942 onward

### Scenarios featuring United States Forces

- **P38:** entire war, all theaters
- **P40:** entire war, all theaters
- **Corsair:** ground-based Marine squadrons from January 1943; based on carriers from September 1943, Pacific Theater

## > Orders

An Airplane that enters the battlefield via an *Air Sortie* card (or any card deemed equivalent by the Scenario's Special rules) is considered ordered for the turn, and does not require another order until the next turn.


Once on the battlefield, an Airplane is ordered like any other unit in the game, at the cost of 1 Order from a matching Section card or from *Direct from HQ*. The Airplane may also be ordered at the cost of 1 Order if a Star is rolled while playing *Their Finest Hour...* or via the play of another *Air Sortie* card (or equivalent).

**Keep 'em flying! Rule:** Once airborne, an Airplane must be ordered every turn, during the Orders phase; otherwise it must be removed from the battlefield, at no Medal cost to its owner, when its player fails to order it again.



## Pre-positioned and On the Ground Airplanes

When indicated in a Scenario's map or Special rules section, some Airplanes may be pre-positioned and deployed on Airfields or Aircraft Carriers at the start of a game.



An airborne German Storch on a Recon mission; a second one, represented by a *Ready to Take-off* marker, lays in wait on the airfield.

An airplane model of the corresponding nationality must be placed on the corresponding hex, during the game set-up.



Such an Airplane is considered landed or on the ground, and does NOT need to be ordered until the turn during which its player wishes it to take-off and leave this hex. At that point, the Airplane may be ordered, using a single order from a Section card or applicable Command card, much like other units are ordered in the game.

This means that pre-positioned Airplanes do not require an *Air Sortie* card or equivalent to take-off. Any standard order will suffice (though there is still some benefits to using an *Air Sortie* card or equivalent, since it will negate the risk of a failed Air Check - See Air Check on p. 8).

**Note:** You may want to remove the airplane from its stand until the turn in which it takes-off. This will help you visualize the airplane as being on the ground.

Additional, *Ready-to-Take-off* markers of matching nationality, may also need to be pre-positioned on an Airfield or Aircraft carrier, to indicate this Airfield or Aircraft carrier's capacity to launch additional, successive Airplanes throughout the course of the game.



#### Ready to Take-off markers



The limit of one airborne Airplane for each side at any given time still applies, though!

## > Movement

Once airborne, an Airplane may move up to 4 hexes per turn and do a single Air Battle Action of the player's choice each turn - (see Air Battle Actions p. 6).

When entering the map from a board's edge, the first full hex is counted as the first hex of movement. Half hexes along the board's sides are not valid entry hexes and do not count.

Unlike ground units, an Airplane may fly over any hexes, including unit-occupied hexes, terrain hexes and even impassable terrain hexes during its movement, *provided it ends its movement on a vacant hex*. A vacant hex is any terrain hex that is clear of units - friends or foes.

The reverse is not true, however, and a ground unit cannot move onto or through a hex occupied by an Airplane, even if this Airplane is airborne.



"This fighter flies over the front lines."



Enemy troops are now forced to skirt the Airplane, but will force one tricky Air check next turn, unless an Air Sortie card is played!

Each turn it is ordered, an Airplane must move at least 1 hex; and an Airplane can never move twice over the same hex during the course of a single turn nor end its move on the hex it started on.

## > Landing

An Airplane that ends its movement on a friendly Aircraft carrier or Airfield hex containing no other unit (with the sole possible exception of additional friendly, *Ready to Take-off* markers) can safely land there; it does not need to be ordered again in future turns, until its owner wishes for it to take-off again.



## > Air Battle - Special Actions

Airplanes do not battle in the traditional way. Instead, an Airplane may use its "air battle" action to accomplish a *single* Special Action from among those available to its Aircraft type.

This Special Action takes place during the Combat phase of the Airplane player's turn, unless specified otherwise in the Special Action's phase of play.

### Strafing (All airplanes except Storch)

**Special Action:** Roll 1d against each enemy unit in up to 3 contiguous adjacent hexes, ignoring terrain protection on all of these hexes. Carry out the Airplane's full movement of up to 4 hexes *before* rolling the dice. Unit symbols and Grenades rolled apply as normal. Stars rolled also cause hits, and Flags rolled cannot be ignored.

Note that Strafing differs from playing the standard *Air Power* command card in that not all hexes need to be occupied by enemy units; some may be vacant or occupied by friendly units, against which no die is rolled. One less hex can be targeted, because the Airplane must end its movement on a vacant hex; and only 1 die is rolled against each unit on a strafed hex, even when attacking with Allied Airplanes.



**Phase of play:** This action takes place during the Airplane's move, in the Movement phase.



This fighter strafes two enemy units, before flying back over its troops to the relative safety of its own air space

## Ground Support (Corsair, P38, Yak-1, Yak-9)

**Special Action:** Airplane negates terrain protection for all enemy units adjacent to the Airplane and attacked by ground troops in Close Assault this turn.

**Phase of play:** This action takes place during the Airplane player's Combat phase.



Flushing artillery out of a field bunker...

## Ground Interdiction (Me 109, P40, Spitfire, Yak-7)

**Special Action:** Any ordered enemy ground unit that starts its turn adjacent to the Airplane cannot move this turn, though it may still battle, and will not add to the Airplane's Air Check roll, unlike other enemy units (see Air Check Roll p 8), when the Airplane is activated again.

Any ordered enemy ground unit that moves onto a hex adjacent to the Airplane must stop and cannot battle this turn, but adds to the Airplane's Air Check roll as normal.

**Phase of play:** The benefit of this action occurs during the Airplane Opponent's Movement and Combat phases. A player's Airplane may not do strafing on his turn and Ground Interdiction on his Opponent's turn.



With two Infantry units pinned down, the enemy chooses to send a tank unit into the Airplane's zone of control to force an Air check next turn.

To help distinguish between enemy ground units that start their turn adjacent to the Airplane and those that move next to it, and to remember that these units do not count toward the Airplane's Air Check value, we recommend using the Bomb Crater markers that come with this pack.

When the Airplane finishes its move, place a Bomb Crater marker next to each enemy ground unit presently adjacent to the Airplane.



## Kamikaze Attack (Zero)

**Special Action:** Airplane dives on an adjacent enemy ground or ship unit, rolling 2 dice and ignoring terrain protection. Any symbol rolled that scores a hit on the unit targeted causes the entire unit (not just a single figure!) to be removed from the battlefield. Flags and Stars are ignored. The Airplane is removed from the field regardless of the dice results, but does not give a Medal to its opponent unless at least 1 Grenade was rolled.

**Phase of play:** This action takes place at the end of the Airplane's move during the player's Movement phase.



In true kamikaze style, this Zero plunges to a certain death to sink this US destroyer and capture the last medal the Japanese player needed to win the day!



## Recon (Storch)

**Special Action:** If Airplane is adjacent to at least 1 enemy ground (but not Airplane!) unit when you replenish your hand of Command cards, you may draw 2 Command cards instead of 1; choose 1 and discard the other.

**Phase of play:** This action takes place at the end of the Airplane player's turn.




Making a recon over enemy lines...

## Rescue (Storch)

**Special Action:** Airplane may be used to remove an adjacent friendly infantry unit with a single figure off the board, at no Medal cost. Airplane is considered to end its Air Sortie immediately, and is also removed from the board at no Medal cost. If the infantry unit was moved before the Airplane's move, it may still be picked up and saved!

**Phase of play:** This action takes place at the end of the Airplane's move, during the Movement phase.



Kidnapping Mussolini or saving Skorzeny?

## Take-off/Land on Aircraft Carriers or Airfields

**Special Action:** Airplane may take-off/land on Aircraft Carrier (Corsair, Zero) or Airfield (all Airplanes).

This is a free action (i.e. the Airplane can still do another Special Action this turn); of course, the Airplane must be still be ordered to take-off during the Orders phase, and might be subject to an Air Check roll.

## > Airplane Losses

In Memoir '44, an Airplane that is flying is never attacked directly. But flying is a dangerous business nonetheless: An Airplane can run out of fuel; fly into the face of a mountain; get pummeled by bad weather or become lost at sea; get spotted by search lights and shot down by anti-Aircraft batteries, etc...

On any turn at the start of which your Airplane is already airborne, you must do an **Air check roll** immediately after ordering your Airplane, but before the start of your Movement phase.

## > Air Check Roll

Roll a number of dice equal to the Airplane's underlying hex Air check value, as marked on its summary card (see the Summary deck p 11). Countryside hexes have a 0d Air Check value.

If there are adjacent enemy units, roll 1 additional die for each adjacent enemy unit and 2 for each adjacent enemy Airplane. In this case, it is the Opponent that rolls the dice for the Air check.





A close call...



... and a daredevil pushing his luck a little too far!

If at least 1 Grenade is rolled, the Airplane is lost and the order it was given is wasted!

All other dice results are ignored.

If the Airplane was lost, remove it from the board. Opponent gains a Medal *only* if one of his units (including Opponent's Airplane, if any) was adjacent to the Airplane at the time of the Air check.


## > Attacking On the Ground Airplanes



A model Airplane that is on the ground (before take-off, or after landing on an Airfield hex) can be targeted like any other unit. It is eliminated if 1 Grenade is rolled against it.

If *Ready to Take-off* markers are present, they are also all lost at once when a Grenade is rolled, but the attacker will still collect a single Victory medal.

*Ready to Take-off* markers may be targeted directly. They are all lost when a Grenade is rolled, and the attacker only collects a single Victory medal, no matter the number of *Ready to Take-off* markers that were stacked on this hex.



Airplanes on Aircraft Carriers cannot be targeted directly, but are eliminated if the Aircraft carrier they are on is sunk. The enemy only collects a Victory medal for the Aircraft carrier sunk, not for any Airplane model or *Ready to Take-off* markers it may still contain.

Airplanes on the ground (represented by actual models or *Ready to Take-off* markers) block line of sight, and prevent adjacent enemy units from firing at more distant targets, like any other ground unit in the game.

An Airplane on the ground cannot conduct any Special Action except Take-Off.

**Note:** Airplanes can never become the target or the beneficiary of an Ambush card, even when on the ground!

## > Airborne Airplanes

Airborne airplanes do NOT block line of sight, and do NOT prevent adjacent enemy units from firing at more distant targets.

Airplanes that are ordered to take off from an Airfield or an Aircraft Carrier are subject to an Air check roll during the turn in which they are ordered to take off, unless ordered to take off through the play of an *Air Sortie* (or equivalent) card that negates the need for the Air check.

For this purpose, an Airfield is considered as having Od terrain effect on the Air check so if there are no enemy troops adjacent to the Airfield when the Airplane takes off, no die is rolled.

Aircraft Carriers are considerably more dangerous for take-off, and 1d must be rolled each time an Air check roll is required (it overrides the Air check value of the underlying Ocean hex).





# GAME COMPONENTS

Your Air Pack comes with 3 punchboards and a comprehensive deck of Summary cards, all designed to let you get the most out of the single board Memoir '44 scenarios published to date.

## THE PUNCHBOARDS

The three punchboards included in your Air Pack are there mostly for visual effect, and will help you best match the proper terrain style (campaign/countryside, winter, or desert) of the battles you wish to play.

They include 60 terrain tiles, split as follows:

22 Winter Hills and 10 Desert Hills, whose terrain effect is the same as Hills.





8 Trenches identical to those already released in the Pacific Theater expansion.



6 Russian Villages identical to those already released in the Eastern Front expansion.





2 Winter Airfields and 2 Campaign Airfields, whose terrain effect is the same as Airfields.



The Campaign Airfields are perfect to simulate Airdrop zones and rustic, improvised Airfields such as those used by the French Resistance.

6 Straight and 4 Curved Gullies, whose terrain effect is the same as the Wadis released in the Terrain Pack expansion.



You will also find:

2 Bomb Craters of each basic terrain type (countryside, winter and desert), to use as Markers during ground interdiction against enemy units (see Ground Interdiction p. 7).



6 Exit markers, used in some scenarios to designate specific hexes - or range of hexes - through which a unit may successfully exit the map to safety and claim a Victory Medal.





2 British, Japanese and Russian, and 3 German and US Ready to Take-Off markers used to mark pre-positioned Airplanes on the battlefield. (See Pre-positioned Airplanes p 5).




2 Winter Field Bunkers and 2 Dragon's Teeth, identical to those already released in the Eastern Front expansion



1 Aircraft Carrier, identical to the Aircraft Carrier already released in the Pacific Theater expansion



A Destroyed Bridge, reserved for future use.



6 new Landing Craft, which are put to good use in the D-Day beach landing scenarios and described on the **Troops 15** card included in your summary deck.



These Landing Craft function as follows:

- You may deploy them under any unit in the water, situated on the last line of Ocean hexes on the board (the line of hexes closest to the board's border).
- They are designed to represent all types of landing craft, and as such may be used in user-designed scenarios to carry not only Infantry, but also Armor and possibly Artillery units
- They are not a "unit" per se, in that they do not give any medal to the opponent, and cannot be targeted directly. Instead, they act as a vehicle that improves and supplements the capabilities of the units they carry.

- They (and the unit they carry) can move up to 2 hexes, on Ocean hexes and onto the beach hexes that are the closest to shore. They can also retreat, even on Ocean hexes.

- When they finish their moves on a beach or shore hex, they are automatically removed, at no medal cost, and the unit they carried left on the hex they landed on.

- They have no direct battle capability, and the units they carry may not battle while in them or during the turn in which they land on the shore.

- If the unit inside a Landing Craft is eliminated, the Landing Craft is immediately removed from the board, but yields no Victory medal, unlike the unit.

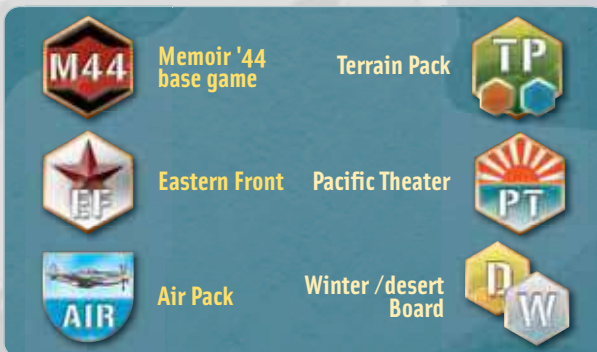
- They block line of sight.

## THE SUMMARY CARD DECK

The Air Pack also contains 118 Summary cards (and 2 Air Sortie cards, described in **Air Sortie** on p. 3).

These cards were designed with great care, and will answer most rules related questions during game play. They override previous versions of rules and existing cards, where available.

For further reference, each card indicates the expansion(s) and page number(s) where the corresponding items were first introduced into the Memoir '44 game system.



Each type of Summary card features its own distinctive back; each card is also indexed with a unique reference number for that type, located in the upper left corner of the card's front side.





The cards are grouped as follows:



**62 Terrain cards**, describing in detail all the terrain types introduced in the base game and the Terrain Pack, Eastern Front, and Pacific Theater expansions.



**19 Actions cards**, summarizing the most common Special rules introduced this far.



**15 Troops summary cards**, detailing all the Troop types introduced in the game and its expansions.



**10 Air Rules cards**, describing the Air rules and Air Battle actions in this booklet.



**8 Airplanes cards**, one for each Airplane model in this pack.



**4 Nation cards**, one for each of the Nations introduced up to now.

## A note about the Air Sortie cards

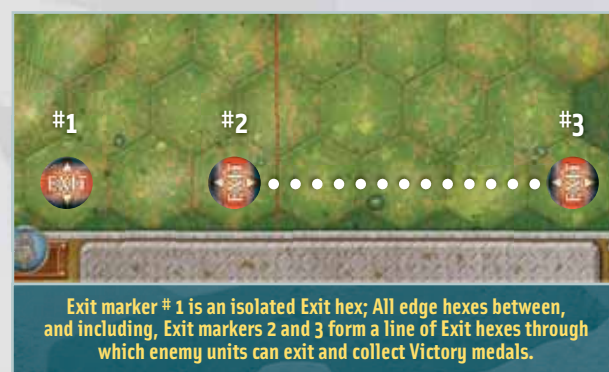
Depending on the wear and tear, and print run variations of the deck of Command cards that came with your game of Memoir '44, differences between these cards' colored back and the 2 new *Air Sortie* Command cards may be noticeable to the naked eye.

This will make no difference to your game, since these *Air Sortie* cards are always displayed face up visible to all, but players wishing for a perfect match should consider purchasing a Memoir '44 Command cards replacement deck.

These decks can now be purchased directly on our web store at [www.daysofwonder.com](http://www.daysofwonder.com), and include the 60 Command cards that came with your base game, and a perfect matching set of 2 *Air Sortie* cards.

## EXIT MARKERS

When placed on the map with their arrows pointing toward the players' sides, the *Exit* markers designate specific edge hexes through which a unit exiting the board might be saved and collect a Victory medal. The unit that moves through an exit hex is removed from the board, and one of its figures is placed on the player's Victory track.



When turned sideways, a pair of *Exit* markers designates an interval of edge hexes; this interval includes the two hexes on which the Exit markers are placed.

## VICTORY CONDITIONS

The following terms are used to describe some common Victory conditions:

**Temporary Medal Objective** - The Victory Medal in this objective hex is held and captured only as long as a unit of the appropriate side holds the hex. If the unit vacates the hex for any reason (movement, retreat or elimination), the medal is immediately lost and placed back in play in its original position on the objective hex.

**Temporary Majority Medal Objective** - The Victory Medal for this group of objective hexes goes to the side that has units in an absolute majority of these hexes.

**Permanent Medal Objective** - The Victory Medal in this objective hex is captured and permanently gained the moment a unit of the appropriate side enters this hex. The medal is not returned or put back in play, even if the unit later vacates this hex.

**Sudden Death Objective** - As soon as the designated side fulfills the Sudden Death conditions set forth, it immediately ends and wins the game.



## HOW TO USE THE SCENARIOS

The Scenarios that follow have all been edited in some way from their original. In a few, the game's flavor or historical accuracy has been improved; in some, the game balance has been tweaked; and in yet others, the battlefield's appearance has changed or the Special rules have been clarified. Moreover, a few fun *What-ifs* have been added, that showcase the new Air rules.

These versions of the scenarios now officially supersede previously published versions. In some instances, they may now require the ownership of an expansion that was previously unused; in particular, some of the base game scenarios have been tweaked to gain advantage of the terrain tiles published since then.

The scenarios have been grouped by theater of operation; within each theater, they are now presented in chronological order. The following icons indicate at a glance which expansions are used in a particular scenario.



If you do not own the requisite terrain tiles, you can revert to the older version of the scenario, which will continue to be available on our web site, and still take advantage of the Air rules introduced in the present Air pack.

To facilitate playing, the Special rules in all of the Scenarios now take advantage of the Summary deck that comes with this pack. Instead of repeating the same rules over and over, we now simply refer to the corresponding summary card's type, reference # and title, when appropriate. Victory conditions have also been standardized, whenever possible.