



Orthodontic Product Catalog

Creating success for patients and your practice.

As you know, the orthodontic business and treatment models are changing. Patients have more choices than ever, and they're playing an active role in decision making when it comes to the products they purchase. At the same time, emerging technology is driving innovation and new efficiencies in the practice of orthodontics.

In the midst of this change, your goal remains the same—creating beautiful, confident smiles that will last your patients a lifetime.

Esthetic Orthodontic Solutions	1
Self-Ligating Appliances	2
Metal Brackets	3
Buccal Tubes	4
Bands and Attachments	5
Archwire Products	6
Bonding/Banding Products and Curing Light	7
Intraoral Products	8
Prevention	9
Extraoral Products	10
Hand Instruments	11
Supplies and Equipment	12
Index, Warranty and Ordering	13

3M™ Clarity™ Esthetic Orthodontic Solutions.....	1.2
3M™ Clarity™ Aligners.....	1.3
3M™ Clarity™ Ultra Self-Ligating Brackets	1.4
3M™ Clarity™ Advanced Ceramic Brackets.....	1.7
3M™ Incognito™ Appliance System	1.12
3M™ Incognito™ Lite Appliance System	1.13



Clarity™

Esthetic Orthodontic Solutions

Practice with clarity.

3M™ Clarity™ Esthetic Orthodontic Solutions provide flexibility, choice and control so you can achieve the best outcomes for your patients and your practice. Discover how you can practice with clarity.



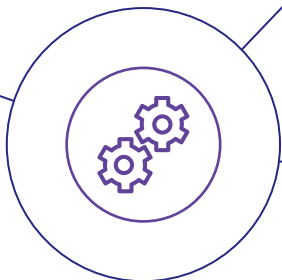
Learn more at [3M.com/Clarity](https://www.3m.com/Clarity)

3M™ Clarity™ Aligners

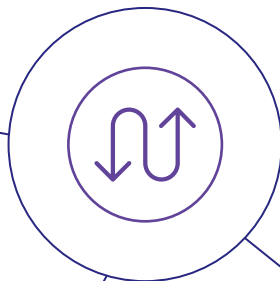
**Control.
Flexibility.
Choice.**

Three important reasons to add Clarity Aligners to your existing treatment options.

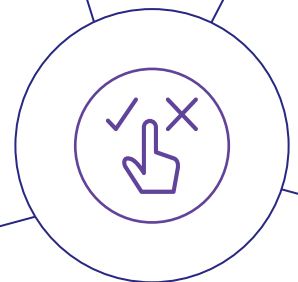
Learn more at
3M.com/ClarityAligners



Control. Access the HIPAA-compliant 3M™ Oral Care Portal at any time and from anywhere to easily refine and update treatment plans.



Flexibility. Oral Care Portal is an open platform allowing you the flexibility to use the intraoral scanner of your choice.



Choice. Choose from a variety of esthetic treatment options from 3M to ensure optimal care for your patient.

3M™ Clarity™ Ultra Self-Ligating Brackets

Practice confidently. Smile beautifully.

Get the treatment control and flexibility you need for precise and predictable outcomes – from start to finish.

And, give your patients the fully-esthetic natural look they demand.

[3M.com/ClarityUltra](https://www.3m.com/ClarityUltra)

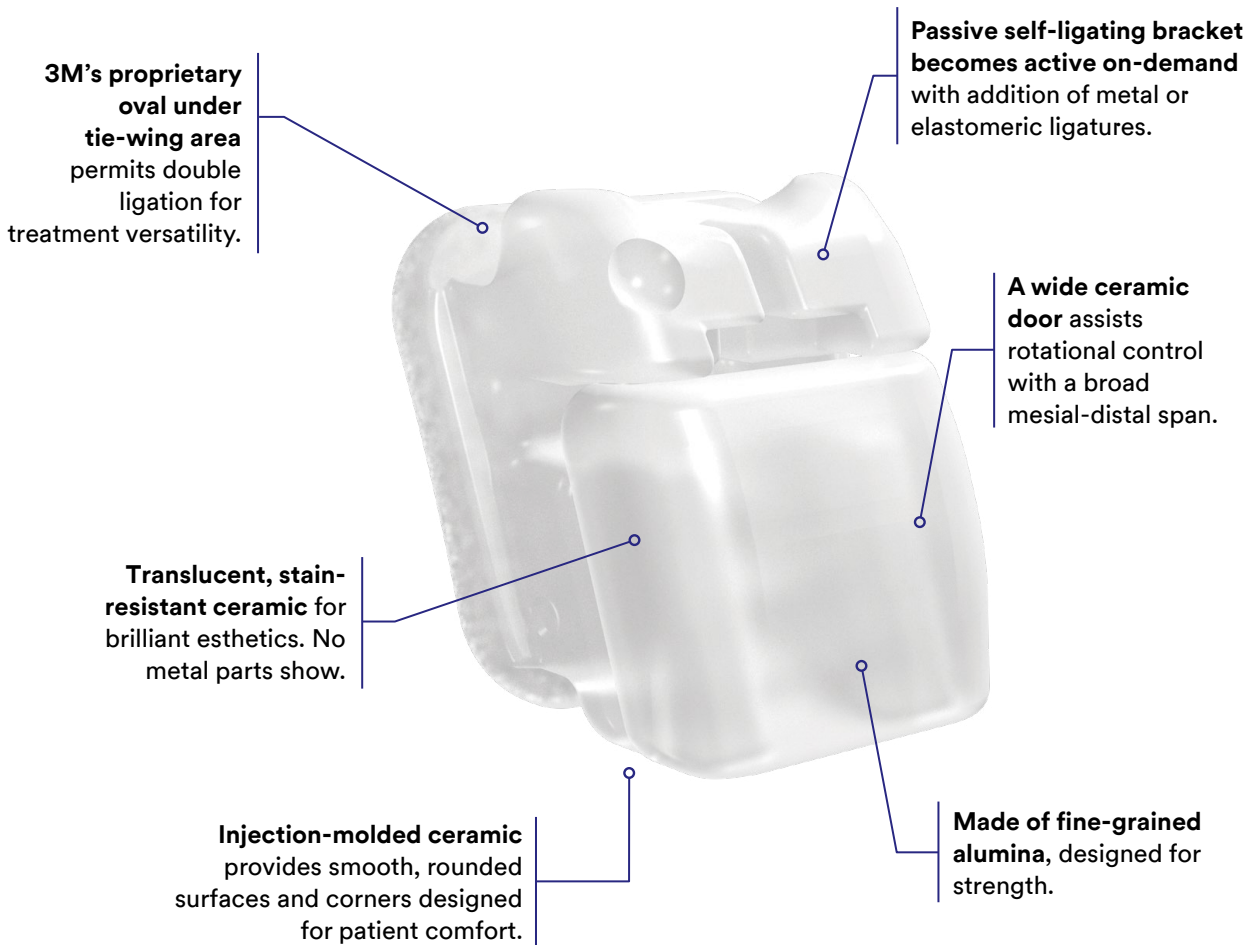


Available precoated with
3M™ APC™ Flash-Free Adhesive
for superior bonding efficiency
and confidence.

3M™ Clarity™ Ultra Self-Ligating Brackets

Showcase your expertise. Deliver precise results.

3M™ Clarity™ Ultra Self-Ligating Brackets offer rotational control, improved versatility and 3M's unique stress concentrator designed for predictable, consistent debonding.



Product Benefits:

- Available with 3M™ APC™ Flash-Free Adhesive precoating
- No metal parts showing
- Door as wide as bracket
- An audible click is heard when the door opens and closes
- Reliable, self-ligating doors withstand more than 2x the open- and closing-cycles of typical treatment
- 3M™ MBT™ Versatile+ Appliance System prescription
- Fine-grained alumina ceramic provides excellent translucency

3M™ Clarity™ Ultra Self-Ligating Brackets 3M™ MBT™ Appliance System Prescription

Maxillary			IN/OUT		Part Number – 0.022 in.	
Tooth	Torque	Angulation	in.	mm	L	R
Central	+17°	4°	0.026	0.66	003-301	003-302
Lateral	+10°	8°	0.035	0.89	003-303	003-304
Cuspid Hk	0°	8°	0.021	0.53	003-307	003-308
Bicuspid Hk	-7°	0°	0.029	0.74	003-310	003-311
Mandibular			IN/OUT		Part Number – 0.022 in.	
Tooth	Torque	Angulation	in.	mm	L	R
Anterior	-6°	0°	0.045	1.14	003-350	
Cuspid Hk	0°	3°	0.020	0.51	003-353	003-354
1st Bicuspid Hk	-12°	2°	0.030	0.76	003-357	003-358
2nd Bicuspid Hk	-17°	2°	0.034	0.86	003-361	003-362

Adding Prefix "4" is APC™ Flash-Free Adhesive System – Example: 4003-301

Patient Kits

	Part Number – 0.022 in.
U/L Lt/Rt 5×5 Hk	003-111
U Lt/Rt 5×5 Hk	003-116

Adding Prefix "4" is APC™ Flash-Free Adhesive System – Example: 4003-111

Instruments for the Ultra SL System

	Part Number
3M™ Unitek™ Open-Close Instrument	804-155
3M™ Unitek™ Debonding Instrument	804-175



Clarity Ultra Brackets available precoated with:

APC™ Flash-Free Adhesive



Simple, efficient bonding process.

Powered by technology, the APC Flash-Free Adhesive Coated Appliance System is the most efficient bonding system in orthodontics. Our innovative design created a unique adhesive bonding substrate on the base of the bracket that saves you time and positively impacts patient satisfaction.

3M™ Clarity™ Advanced Ceramic Brackets

Attractive appearance. Distinct design.

Predictable, consistent debonding with proprietary stress concentrator.

Reduce the uncertainty of the ceramic bracket debonding process with our unique stress concentrator, a hallmark of the Clarity brand. This innovative design feature allows for mesial-distal debonding with a simple squeeze, so you can debond with confidence and help ensure the patients' debonding visit will be a positive part of the treatment experience.



Learn more at [3M.com/ClarityAdvanced](https://www.3M.com/ClarityAdvanced)

Enhanced patient comfort.

Small, low profile bracket with smooth bracket surface and rounded corners enhance patient comfort.



3M™ Clarity™ Advanced Ceramic Brackets

Advanced ceramics. Enhanced beauty.

Clarity Advanced Ceramic Brackets are a revolutionary leap forward in orthodontic ceramic brackets. Through the combination of progressive technology and state-of-the-art design, Clarity Advanced Ceramic Brackets deliver brilliant esthetics, small design, predictable debonding and enhanced patient comfort. These advanced features enable you to offer the ultimate combination of esthetics and performance to your patients.

Product Benefits:

- Brilliant esthetics
- Trusted strength and small bracket design
- Predictable, consistent debonding with proprietary stress concentrator
- Enhanced patient comfort



APC™ Adhesive Efficiency

Clarity Advanced Ceramic Brackets are available with your choice of APC™ Adhesive coating, including APC™ Flash-Free Adhesive.

Benefits of APC™ Flash-Free Adhesive:

- Eliminates the flash removal step
- Saves bonding time for doctor, staff and patients
- Lowers the bond failure rate
- Makes debonding and remnant clean-up easier
- Improves patient bonding/debonding experience



Clarity Advanced Brackets available pre-coated with:

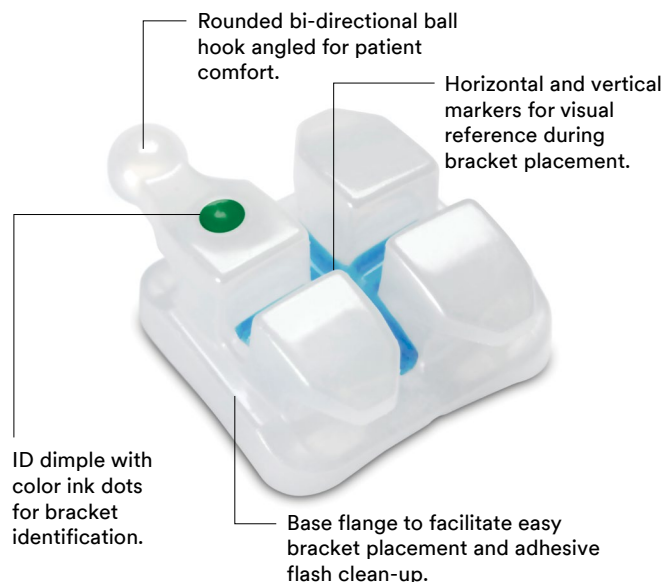
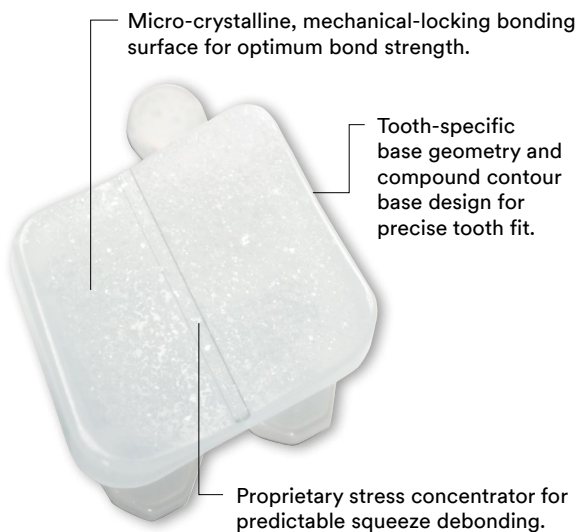
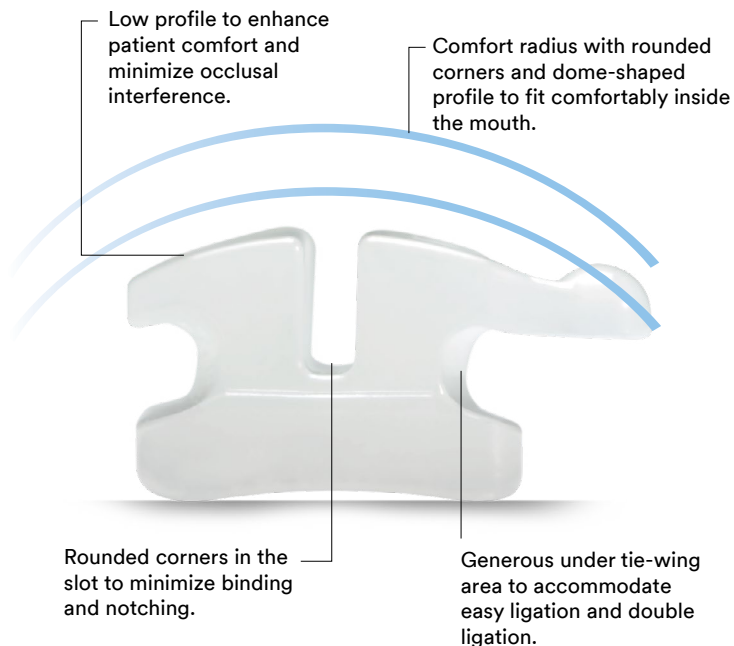
APC™ Flash-Free Adhesive

Also available with APC™ II and APC™ Plus Adhesive pre-coating.

MBT™ Versatile+ Appliance System

3M™ Clarity™ Advanced Ceramic Brackets

A revolution in ceramic bracket technology.



3M™ Clarity™ Advanced Ceramic Brackets Selection by 3M™ MBT™ Versatile+ Appliance System

Maxillary			IN/OUT		0.018 in.		0.022 in.	
Tooth	Torque	Angulation	in.	mm	L	R	L	R
Central	+17	+4	0.026	0.66	006-201	006-202	006-301	006-302
Lateral	+10	+8	0.035	0.89	006-205	006-206	006-305	006-306
Cuspid	0	+8	0.021	0.53	006-207	006-208	006-307	006-308
Cuspid HK	0	+8	0.021	0.53	006-209	006-210	006-309	006-310
Bicuspid Universal	-7	0	0.029	0.74	006-211		006-311	
Bicuspid HK	-7	0	0.029	0.74	006-213	006-212	006-313	006-312
Mandibular			IN/OUT		0.018 in.		0.022 in.	
Tooth	Torque	Angulation	in.	mm	L	R	L	R
Anterior	-6	0	0.045	1.14	006-250		006-350	
Cuspid	0	+3	0.020	0.51	006-251	006-252	006-351	006-352
Cuspid HK	0	+3	0.020	0.51	006-253	006-254	006-353	006-354
1st Bicuspid	-12	+2	0.030	0.76	006-255	006-256	006-355	006-356
1st Bicuspid HK	-12	+2	0.030	0.76	006-257	006-258	006-357	006-358
2nd Bicuspid	-17	+2	0.034	0.86	006-259	006-260	006-359	006-360
2nd Bicuspid HK	-17	+2	0.034	0.86	006-261	006-262	006-361	006-362
					Adding Prefix "3" is APC™ II Adhesive System – Example: 3006-201			
					Adding Prefix "5" is APC™ PLUS Adhesive System – Example: 5006-201			
					Adding Prefix "4" is APC™ Flash-Free Adhesive System – Example: 4006-201			



Single Patient Kits

	0.018 in.	0.022 in.
U/L 5×5 Clarity Advanced Brackets Cuspid HK	006-100	006-110
U/L 5×5 Clarity Advanced Brackets HKs	006-101	006-111
U/L 5×5 Clarity Advanced Brackets	-	006-112
U/L 3×3 Clarity Advanced Brackets Cuspid HK	006-103	006-113
U 5×5 Clarity Advanced Brackets Cuspid HK	006-105	006-115
U 5×5 Clarity Advanced Brackets HKs	006-106	006-116
U 5×5 Clarity Advanced Brackets	006-107*	006-117
U 3×3 Clarity Advanced Brackets Cuspid HK	006-108	006-118
U/L 3×3 Clarity Advanced Brackets	006-109	006-119
Adding Prefix "3" is APC™ II Adhesive System – Example: 3006-100		
Adding Prefix "5" is APC™ PLUS Adhesive System – Example: 5006-100		
Adding Prefix "4" is APC™ Flash-Free Adhesive System – Example: 4006-100		

*Not available with APC™ PLUS Adhesive.

Note

APC™ System Brackets sold in units of five.

Measurements are in millimeters unless otherwise noted.

3M™ Clarity™ Advanced Ceramic Brackets Roth* Prescription

Maxillary			IN/OUT		0.018 in.		0.022 in.	
Tooth	Torque	Angulation	in.	mm	L	R	L	R
Central	+12	+5	0.026	0.66	006-215	006-216	006-315	006-316
Lateral	+8	+9	0.035	0.889	006-217	006-218	006-317	006-318
Cuspid HK	0	+11	0.021	0.53	006-221	006-222	006-321	006-322
Bicuspid HK	-7	0	0.029	0.74	006-213	006-212	006-313	006-312
Mandibular			IN/OUT		0.018 in.		0.022 in.	
Tooth	Torque	Angulation	in.	mm	L	R	L	R
Anterior	-1	0	0.045	1.14	006-264		006-364	
Cuspid HK	-11	7	0.020	0.51	006-267	006-268	006-367	006-368
1st Bicuspid HK	-17	0	0.030	0.76	006-271	006-272	006-371	006-372
2nd Bicuspid HK	-22	0	0.034	0.87	006-275	006-276	006-375	006-376

Adding Prefix "3" is APC™ II Adhesive System – Example: 3006-215

Adding Prefix "5" is APC™ PLUS Adhesive System – Example: 5006-215

Adding Prefix "4" is APC™ Flash-Free Adhesive System – Example: 4006-215

Single Patient Kits

	0.018 in.	0.022 in.
U/L 5x5 Clarity Advanced Brackets HK	006-121	006-131
U/L 3x3 Clarity Advanced Brackets Cuspid HK	006-123	006-133
U 5x5 Clarity Advanced Brackets Cuspid HK	006-125	006-135
U 5x5 Clarity Advanced Brackets HK	006-126	006-136
U 3x3 Clarity Advanced Brackets Cuspid HK	006-128	006-138

Adding Prefix "3" is APC™ II Adhesive System – Example: 3006-121

Adding Prefix "5" is APC™ PLUS Adhesive System – Example: 5006-121

Adding Prefix "4" is APC™ Flash-Free Adhesive System – Example: 4006-121

*3M version of this prescription.
No endorsement by the Doctor is implied.

High Torque Brackets

Maxillary			IN/OUT		0.018 in.		0.022 in.	
Tooth	Torque	Angulation	in.	mm	L	R	L	R
Central	+22	+5	0.026	0.66	006-223	006-224	006-323	006-324
Lateral	+14	+8	0.035	0.89	006-225	006-226	006-325	006-326
Cuspid HK	+7	+5	0.021	0.53	006-229	006-230	006-329	006-330
Bicuspid Universal	0	0	0.029	0.74	006-281**		006-381**	
Mandibular			IN/OUT		0.018 in.		0.022 in.	
Tooth	Torque	Angulation	in.	mm	L	R	L	R
Cuspid HK	+7	+5	0.020	0.51	006-279	006-280	006-379	006-380

Adding Prefix "3" is APC™ II Adhesive System – Example: 3006-223

Adding Prefix "5" is APC™ PLUS Adhesive System – Example: 5006-223

Adding Prefix "4" is APC™ Flash-Free Adhesive System – Example: 4006-223

High Torque Kits

	0.018 in.	0.022 in.
U/L 3x3 Clarity Advanced Hi TQ Brackets Cuspid HK	006-143	006-153
U 5x5 Clarity Advanced Hi TQ Brackets Cuspid HK	006-170**	006-180**
U 3x3 Clarity Advanced Hi TQ Brackets Cuspid HK	006-148	006-158

Adding Prefix "3" is APC™ II Adhesive System – Example: 3006-143

Adding Prefix "5" is APC™ PLUS Adhesive System – Example: 5006-143

Adding Prefix "4" is APC™ Flash-Free Adhesive System – Example: 4006-143

**Not available with APC™ PLUS Adhesive.

Incognito™ Appliance System

Invisible. Intelligent. Individualized.

The Incognito Appliance System features fully customized brackets, archwires and bonding trays to deliver predictable, efficient and effective treatment outcomes.

- Placed behind the teeth, a truly invisible, esthetic appliance system with no concern about patient compliance.
- Brackets and wires are engineered to deliver targeted results you define through your unique prescription for your patient.
- Each bracket pad and body conforms to the patient's dental anatomy, optimizing comfort.

Product Benefits:

- Designed to help orthodontists service the growing patient demand for invisible, comfortable and convenient care.
- Makes it easy for patients to smile with confidence during and after treatment.
- Customized to the unique prescription of each patient, making it easy to treat a wide range of patients and orthodontic case types.



Incognito™ Lite Appliance System

Customized. Precise. Predictable.

The Incognito™ Lite Appliance System is an ideal treatment option for adult relapse cases or for patients who need only minor, anterior tooth movement.

Product Benefits:

- Maximum patient comfort with brackets placed only 3-3, or 4-4 (if anchorage is needed). Most patients acclimate faster than with a full arch treatment.
- Designed to help orthodontists service the growing patient demand for invisible, comfortable and convenient care.



3M™ SmartClip™ SL3 Self-Ligating Appliance System...	2.2
3M™ Victory Series™ Active Self-Ligating Brackets...	2.6
Self-Ligating Bracket Hand Instruments	2.8
Archwire Introduction.....	2.9
Tandem Archwire Technique	2.10
3M™ Unitek™ Nitinol Heat-Activated Archwire	2.11
3M™ Unitek™ Nitinol Super-Elastic Archwire.....	2.12
3M™ Unitek™ Nitinol Classic Archwire	2.13
3M™ Unitek™ Beta III Titanium Archwire.....	2.14
Permachrome Resilient Archwire.....	2.15
3M™ Unitek™ Lateral Development Archwire	2.16
Multi-Strand Archwire and Archwire Accessories	2.18
Refer to Section 1 for 3M™ Clarity™ Ultra Self-Ligating Brackets	

SmartClip™ SL3 Self-Ligating Appliance System

DESIGN

Smooth radius surface for enhanced patient comfort

Notched tie-wings for additional bicuspid identification

Low profile self-ligating bracket

Torque-in-base for level slot line up and improved finishing

FAMILIAR BRACKET

Twin shape bracket with rhomboidal design

Color-coded quadrant ID system

ALIGNMENT

Vertical scribe line for more accurate bracket placement

INTELLIGENT SL3 CLIP

Enhanced for easy wire engagement and disengagement

Pre-programmed "release" of the archwire

Open, clean design for patient hygiene

Precisely finished nickel - titanium

BONDING

Optional APC™ Adhesive Coated Appliance System

Micro-etched 3-point contact base surface for anatomical contouring



Available molar brackets for a complete 6 × 6 system

The SmartClip™ Self-Ligating Appliance System revolutionizes self-ligation. An integral nickel-titanium clip permits easy and simple archwire insertion and removal, yet holds the archwire with a pre-programmed force that avoids unintentional disengagement. The SmartClip™ Bracket also features a familiar twin-bracket design and is available in several prescriptions. Choose either the APC™ II Adhesive Coated Appliance System, the APC™ PLUS Adhesive Coated Appliance System with color change adhesive, or the APC™ Flash-Free Adhesive Coated Appliance System for enhanced bonding efficiency. These features, exclusively together in the SmartClip Appliance System, combine to bring greater efficiencies and more predictable outcomes to orthodontic treatment.

SmartClip™ SL3 Brackets available with:

APC™ Flash-Free Adhesive

Also available with APC™ II and APC™ Plus Adhesive pre-coating.

MBT™ Versatile+ Appliance System

SmartClip™ SL3 Self-Ligating Appliance System

Maxillary					Part Number		Part Number		Variable Prescription Orthodontics	Rx/ System
					.018 in.		.022 in.			
					IN/OUT					
TOOTH	Torque	Angulation	in.	mm	L	R	L	R		
Central	+22	+5	.040	1.02	004-403	004-404	004-503	004-504	HIGH	Ricketts*
Central	+22	+4	.040	1.02	004-401**	004-402**	004-501	004-502	HIGH MBT™	MBT
Central	+17	+4	.040	1.02	004-201	004-202	004-301	004-302	MED	MBT
Central	+12	+3	.040	1.02	004-405	004-406	004-505	004-506	LOW	Roth*
TOOTH	Torque	Angulation	in.	mm	L	R	L	R		
Lateral	+15	+9	.050	1.27	004-407	004-408	004-507	004-508	HIGH	Ricketts*
Lateral	+10	+8	.050	1.27	004-203	004-204	004-303	004-304	MED	MBT
Lateral	+5	+8	.050	1.27	004-409	004-410	004-509	004-510	LOW	Roth*
TOOTH	Torque	Angulation	in.	mm	L	R	L	R		
Cuspid HK	-7	+8	.032	.81	004-209	004-210	004-309	004-310		MBT
Cuspid	0	+8	.032	.81	004-211	004-212	-	-	LOW	MBT/Roth*
Cuspid HK	0	+8	.032	.81	004-213	004-214	004-313	004-314	LOW	MBT/Roth*
Cuspid HK	+3	+8	.032	.81	004-417	004-418	004-517	004-518	MED	
Cuspid HK	+6	+8	.032	.81	004-413	004-414	004-513	004-514	HIGH	Ricketts*
TOOTH	Torque	Angulation	in.	mm	L	R	L	R		
Bicuspid Universal Offset	-9	0	.036	.91	004-4190***		-		LOW	
Bicuspid Universal	-7	0	.036	.91	004-215		004-315		MED	MBT/Roth*
Bicuspid HK	-7	0	.036	.91	004-217	004-218	004-317	004-318	MED	MBT/Roth*
Bicuspid Universal Offset	-7	0	.036	.91	004-2150****		004-3150		MED	MBT/Roth*
Bicuspid Offset HK	-7	0	.036	.91	004-2170	004-2180	004-3170	004-3180	MED	MBT/Roth*
Bicuspid Universal	-4	0	.036	.91	004-425		004-525		HIGH	Ricketts*
Bicuspid HK	-4	0	.036	.91	004-427	004-429	004-527	004-529	HIGH	Ricketts*
Bicuspid Offset HK	-4	0	.036	.91	004-4270	004-4290	-	-	HIGH	Ricketts*
TOOTH	Torque	Angulation	in.	mm	L	R	L	R		
1st Molar with Tie-wings	-14	10 (Distal Offset)			004-6011	004-6022	004-7011	004-7022	ALL	ALL

*3M version of this prescription. No endorsement by the Doctor is implied.

**Available Uncoated only.

***Available Uncoated and with APC™ II Adhesive only.

****Not available with APC™ Plus Adhesive.

Adding Prefix "3" is APC™ II System –
Example: 3004-403

Adding Prefix "5" is APC™ PLUS System –
Example: 5004-403

Adding Prefix "4" is APC™ Flash-Free System –
Example: 4004-403

Note

APC™ System brackets sold in units of five.

APC™ System molar appliances sold in units of four.

SmartClip™ SL3 Self-Ligating Appliance System

Mandibular					Part Number		Part Number		Variable Prescription Orthodontics	Rx/ System
					.018 in.		.022 in.			
TOOTH	Torque	Angulation	in.	mm	L	R	L	R		
Anterior	-6	0	.060	1.52	004-229		004-329		LOW	MBT™
Anterior	-1	0	.060	1.52	004-431		004-531		MED	Roth*/ Ricketts*
Anterior	+3	0	.060	1.52	004-432		004-532		HIGH	
TOOTH	Torque	Angulation	in.	mm	L	R	L	R		
Cuspid HK	-6	+3	.030	.76	004-233	004-234	004-333	004-334	LOW	MBT/Roth*
Cuspid HK	-3	+3	.030	.76	004-439	004-440	004-539	004-540	MED	
Cuspid	0	+3	.030	.76	-	-	004-335**	004-336**		MBT
Cuspid HK	0	+3	.030	.76	004-237	004-238	004-337	004-338		MBT
Cuspid HK	+7	+3	.030	.76	004-435	004-436	004-535	004-536	HIGH	Ricketts*
TOOTH	Torque	Angulation	in.	mm	L	R	L	R		
1st Bicuspid	-12	+2	.038	.97	004-239	004-240	004-339	004-340	ALL	ALL
1st Bicuspid Offset	-12	+2	.038	.97	004-2390	004-2400	-	-	ALL	ALL
1st Bicuspid HK	-12	+2	.038	.97	004-241	004-242	004-341	004-342	ALL	ALL
1st Bicuspid HK Offset	-12	+2	.038	.97	004-2410	004-2420	004-3410	004-3420	ALL	ALL
TOOTH	Torque	Angulation	in.	mm	L	R	L	R		
2nd Bicuspid	-17	+2	.039	.99	004-247	004-248	004-347	004-348	ALL	ALL
2nd Bicuspid Offset	-17	+2	.039	.99	004-2470	004-2480	004-3470	004-3480	ALL	ALL
2nd Bicuspid HK	-17	+2	.039	.99	004-249	004-250	004-349	004-350	ALL	ALL
2nd Bicuspid HK Offset	-17	+2	.039	.99	004-2490	004-2500	004-3490	004-3500	ALL	ALL
TOOTH	Torque	Angulation	in.	mm	L	R	L	R		
1st Molar with Tie-wings	-20	0 (Distal Offset)			004-6033	004-6044	004-7033	004-7044	ALL	ALL

Adding Prefix "3" is APC™ II System – Example: 3004-229

Adding Prefix "5" is APC™ PLUS System – Example: 5004-229

Adding Prefix "4" is APC™ Flash-Free System – Example: 4004-229

*3M version of this prescription. No endorsement by the Doctor is implied.

**Available Uncoated and with APC™ Flash-Free Adhesive only.

Note

APC™ System brackets sold in units of five.

APC™ System molar appliances sold in units of four.

SmartClip™ SL3 Self-Ligating Appliance System

Single Patient Kits	Part Number	Part Number	Rx
Single Patient Kits – 6×6	.018 in.	.022 in.	
U/L 6×6 Cuspid HK	-	004-127*	MBT
U/L 6×6 HK	-	004-128	MBT
U/L 6×6 0° Torque Cuspid Cuspid HK	004-110**	004-130	MBT
U/L 6×6 0° Torque Cuspid HK	-	004-131***	MBT
	Adding Prefix "3" is APC™ II System <i>Example: 3004-106</i>		
	Adding Prefix "5" is APC™ PLUS System <i>Example: 5004-106</i>		
	Adding Prefix "4" is APC™ Flash-Free System <i>Example: 4004-106</i>		

*Available Uncoated and with APC™ II Adhesive Kits only.
 **Available Uncoated and with APC™ Flash-Free Adhesive only.
 ***Available Uncoated and with APC™ PLUS Adhesive Kits only.

Single Patient Kits	Part Number	Part Number	Rx
Single Patient Kits – 5×5	.018 in.	.022 in.	
U/L 5×5	-	004-120**	MBT
U/L 5×5 Cuspid HK	004-101**	004-121	MBT
U/L 5×5 HK	004-102	004-122	MBT
U/L 5×5 0° Torque Cuspid Cuspid	-	004-123***	MBT
U/L 5×5 0° Torque Cuspid Cuspid HK	004-104	004-124	MBT
U/L 5×5 0° Torque Cuspid HK	004-105	004-125	MBT
U/L 5×5 HK	-	004-147***	Ricketts*
U/L 5×5 Cuspid HK	004-133	-	Roth*
U/L 5×5 HK	-	004-144	Roth*
	Adding Prefix "3" is APC™ II System <i>Example: 3004-100</i>		
	Adding Prefix "5" is APC™ PLUS System <i>Example: 5004-100</i>		
	Adding Prefix "4" is APC™ Flash-Free System <i>Example: 4004-100</i>		

*3M version of this prescription. No endorsement by the Doctor is implied.
 **Available Uncoated and with APC™ Flash-Free Adhesive only.
 ***Available in Uncoated Kit only.

Note

APC™ System brackets sold in units of five. APC™ System molar appliances sold in units of four.

Victory Series™ Active Self-Ligating Brackets

ACCURATE BRACKET PLACEMENT AND POSITIONING

Parallel mesial-distal sides and vertical scribe line provide visual references^{7,8}

Torque-in-base allows for level slot line-up⁹

ENHANCED PATIENT COMFORT

Precision MIM bracket body with rounded edges¹

Round, low profile hooks²

EASY TO OPEN & CLOSE DOOR

Doors can be opened using either the U-notch or the gingival tab³

Vertical groove under the door allows for easy opening from the U-notch⁴

DESIGN ADVANTAGES FOR TREATMENT FLEXIBILITY

Rounded slot edges designed to reduce archwire binding¹⁰

Ample under tie-wing area for use of elastic chains and other ligated auxiliaries¹¹

Compatible with other active self-ligating bracket archwire sequences¹²

RELIABLE SELF-LIGATING DOOR MECHANISM¹⁴

Heat-treated Nickel-Cobalt alloy door for secure and robust ligation (shown transparent)⁵

Full slot-width door for optimal rotational control⁶

Victory Series Brackets are widely accepted as an industry benchmark for outstanding performance. Advanced Victory Series™ Active Self-Ligating Brackets have been designed and detailed to be no exception. Quality manufactured to strict tolerances and extensively tested to assure reliability, Victory Series Active Self-Ligating Brackets will help you effectively treat even the most difficult cases with confidence.

The Victory Series Active Self-Ligating Bracket has a robust ligating mechanism that is designed for reliability in use and ease of operation. And the full slot-width size door maximizes available rotational control capability. You can also add optional APC™ II Adhesive coating for reduced bonding steps and added convenience.

Victory Series™ Active Brackets available with:


APC™ II Adhesive

INTRICATE BASE FOR GREATER BOND STRENGTH

Micro-etched, 80-gauge mesh pad applied at a 45° angle¹³

Anatomically contoured base surface¹³

Optional APC™ Adhesive Coated Appliance System



References 1-14, see complete list in publication 021-148, Victory Series™ Active Self-Ligating Appliances.

Victory Series™ Active Self-Ligating Brackets

Parts List – 0.022 slot Roth* Prescription

Maxillary			IN/OUT		0.022 in.	
Tooth	Torque	Angulation	in.	mm	L	R
Central	+12	+5	0.040	1.02	025-301	025-302
Lateral	+8	+9	0.049	1.24	025-303	025-304
Cuspid HK	-2	+10	0.032	0.81	025-307	025-308
Bicuspid HK	-7	0	0.037	0.94	025-310	025-311
Mandibular			IN/OUT		0.022 in.	
Tooth	Torque	Angulation	in.	mm	L	R
Anterior	-1	0	0.058	1.47	025-312	
Cuspid HK	-11	+7	0.030	0.76	025-315	025-316
1st Bicuspid HK	-17	0	0.039	0.99	025-319	025-320
2nd Bicuspid HK	-22	0	0.033	0.84	025-323	025-324




Adding Prefix "3" is APC™ II Adhesive System – Example: 3025-301

Single Patient Kits	Part Number
Single Patient Kits – 5×5	0.022 in.
U/L 5×5 Victory Series™ Active Self-Ligating Brackets HKs	025-127

Adding Prefix "3" is APC™ II Adhesive System – Example: 3025-127

Active Bracket Design means Dynamic Performance.

Victory Series Active Self-Ligating Brackets offer dynamic interaction between the ligating mechanism and the archwire as treatment phases change, with performance advantages in each phase.

Passive Phase	Interactive Phase	Active Phase
 <p>Round archwires in .022 slot</p> <p>With round archwires, the bracket is passive, resulting in minimal archwire contact and low friction for efficient leveling and alignment.</p>	 <p>Sizes below .016 x .025 in .022 slot</p> <p>Small square or rectangular archwires fill the slot but do not reach the ligating mechanism. This adds control during the working phase for space closure, rotation control and arch form expression.</p>	 <p>Sizes starting at .016 x .025 in .022 slot</p> <p>Larger rectangular archwires engage the ligating mechanism, offering full control for finishing and detailing.</p>

*3M version of this prescription. No endorsement by the Doctor is implied.

Self-Ligating Bracket Hand Instruments



SmartClip™ Appliance Wire Disengagement Hand Instrument

Archwires are removed from Clarity™ SL Brackets or SmartClip™ Brackets by sliding the instrument's hooks beneath the archwire and lifting it away from the bracket with a squeeze.

804-160

804-161 Slide Reorder Pack 5/pk

804-162 Hook Insert Replacement with Allen Wrench and set of screws



SmartClip™ Appliance Wire Insertion Hand Instrument

Using the single tip on one end or the double tip on the other end, archwires are engaged into Clarity™ SL Brackets or SmartClip™ Brackets with a roll of the hand.

804-152 .022 Bracket Instrument

804-153 .018 Bracket Instrument



Unitek™ Self-Ligating Bracket Debonding Instrument

Distinguished debonding tool designed for the 3M Unitek Self-Ligating Bracket System: Clarity™ SL Self-Ligating Brackets and SmartClip™ Self-Ligating Brackets. Also recommended for Clarity™ Advanced Ceramic Brackets. May be used with or without the archwire engaged in the bracket slot.

804-170



Unitek™ Bracket Placement Instrument

Stainless Steel Reverse Action Tweezer/Instrument designed with Self-Ligating brackets in mind. The downward slope of the forearm improves operator visibility while placing the bracket onto the tooth. The instrument is constructed with a convex reverse end that can be used to seat brackets, the slender tips and concave undercarriage allow easy bracket removal from the APC Adhesive blister.

804-171



Double-Ended Dual Purpose Instrument

Double-Ended dual purpose instrument can be used to open the doors of Victory Series™ Active Self-Ligating Brackets.

Combines offset taper for removing AlastiK™ Ligatures on one end and an angled notch ligature director on the other end to facilitate AlastiK module placement in hard-to-reach places.

900-815

Archwire Introduction

Many orthodontists state that archwire selection is more important when working with a self-ligating appliance than with a traditional appliance. Of significant importance are the force profiles, dimensional integrity and arch form availability of the archwires.

Force Profiles

When working in a low friction environment it is important to select archwires that deliver minimal, consistent and predictable force levels. For this reason, 3M has designed archwires in a variety of materials and sizes to offer a large range of force profiles.

Dimensional Integrity

In a self-ligating system where ligatures are not actively seating the archwire, dimensional consistency is essential for the archwire to predictably express torquing, rotating and tipping movements. All 3M square and rectangle archwires are engineered to have precise corner radii that deliver predictable torque control. 3M archwires are available in a range of dimensions and include Hybrid and Dimpled options.

Arch Forms

A critical part of successful treatment is having an archwire that predictably develops the arch form best suited for each patient. 3M provides three OrthoForm™ Arch Forms – Tapered, Square, and Ovoid – that offer the diversity needed to fit the range of arch forms among orthodontic cases.

3M also offers a large variety of wire auxiliaries to allow you to best treat your patients.

Simplified Archwire Sequence For Self-Ligating Appliances

Note: There are many variations to this basic sequence that can be used. Archwire sequence should always be modified to best treat each individual case. Hybrid rectangular arches can be substituted depending on torque requirements.

Treatment Phase	.018 Slot	.022 Slot
Initial Phase Getting Organized <ul style="list-style-type: none"> leveling aligning Necessary Wire Criteria <ul style="list-style-type: none"> low forces low modulus low friction 	Nitinol Classic .012 Nitinol SE or HA .014	Nitinol Classic .012 Nitinol SE or HA .014 Nitinol HA .016
Intermediate Phase Working the Big Picture <ul style="list-style-type: none"> arch form correction occlusal plane leveling rotating tipping Necessary Wire Criteria <ul style="list-style-type: none"> medium forces medium working range medium modulus medium malleability low friction 	Nitinol SE or HA .014 with Nitinol SE .014 tandem Nitinol SE or HA .018 Nitinol HA .016 x .025	Nitinol SE or HA .014 with Nitinol SE .014 or .016 tandem Nitinol SE or HA .020 Nitinol HA .016 x .025
Finishing Phase Getting Down to Details <ul style="list-style-type: none"> vertical detailing space closure refine interdigitation retention Necessary Wire Criteria <ul style="list-style-type: none"> medium forces short working range high modulus high malleability 	Beta III Titanium (non-extraction) .016 x .025 .017 x .025 Permachrome Resilient (extraction) .016 x .025 .017 x .025 Braided .017 x .025	Beta III Titanium (non-extraction) .019 x .025 Permachrome Resilient (extraction) .019 x .025 Braided .019 x .025

Archwire

Tandem Archwires: Filling the Slot

Tandem archwires have shown to produce significant results in correcting rotations and creating leveling and alignment in SmartClip™ SL3.

In order to correct rotations and level and align the teeth early in treatment, the goal is to engage archwires that fill the horizontal plane and have a low unloading force. Using two flexible round archwires in tandem fills both the horizontal and vertical planes of the bracket slot. This configuration corrects and manages rotations while simultaneously correcting vertical discrepancies.



The tandem archwire should be inserted directly on top of the initial archwire used in treatment. There is no need to disengage the initial archwire, saving valuable chair time.

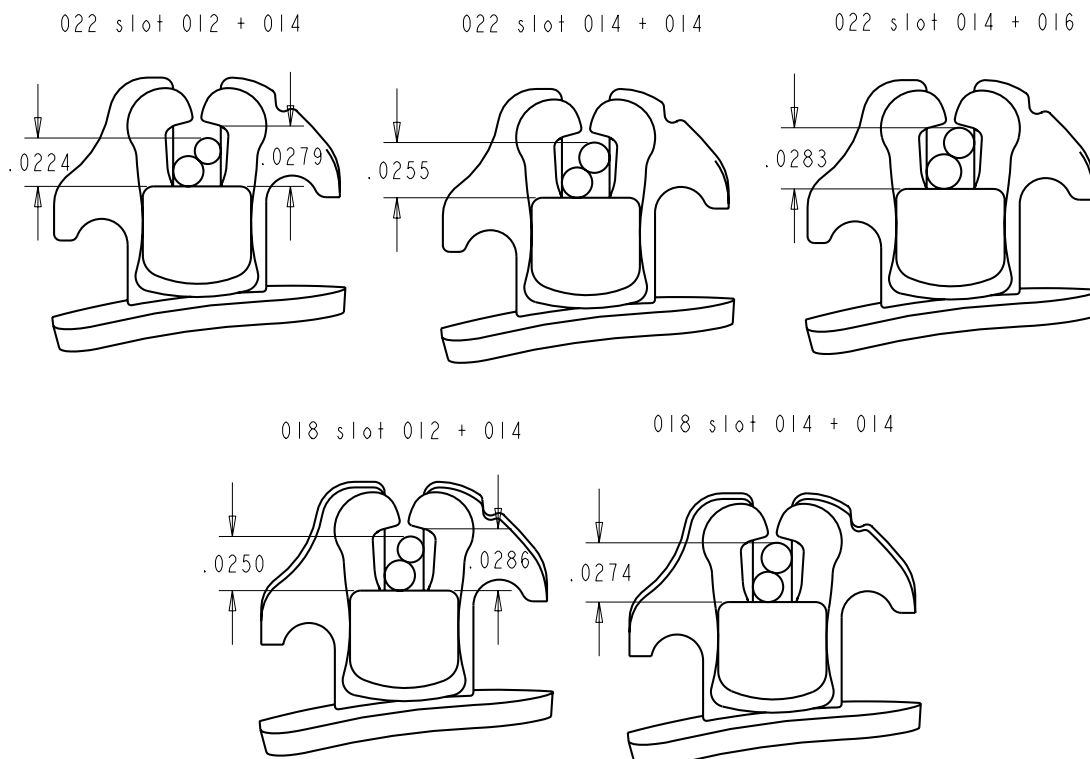
Tandem Archwire Combinations

Slot	Initial Archwire	Tandem Archwire
.018/.022	.012	.014
.018/.022	.014	.014
.022	.014	.016

The choice of tandem archwire combination depends on the slot size and degree of rotational deflection. In most cases, the .018 slot option will be the .014/.014 and the .022 slot will be the .014/.016 combination.

SCALE 20.000

SmartClip™ Appliance Lower Anterior



Unitek™ Nitinol Heat-Activated Archwire

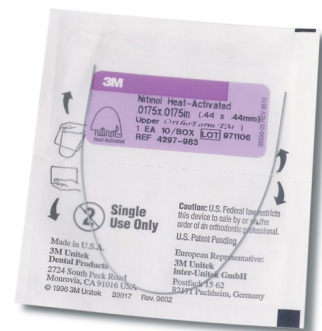


Dimension Inches	Dimension mm	OrthoForm™ II Square	OrthoForm™ III Ovoid
Round			
Upper			
.014	.36	9296-609	9296-611
.016	.41	4296-985	4296-991
.018	.46	4296-987	4296-993
.020	.51	-	4296-995
.0215	.55	9296-615	9296-617
Lower			
.014	.36	9296-610	9296-612
.016	.41	4296-986	4296-992
.018	.46	4296-988	4296-994
.020	.51	-	4296-996
.0215	.55	9296-616	9296-618
Rectangular/Square			
Upper			
.014 x .025	.36 x .64	9296-633	9296-635
.016 x .025	.41 x .64	9296-621	9296-623
.0175 x .0175	.44 x .44	4297-975	4297-911
.017 x .025	.43 x .64	4297-991	4297-921
.017 x .025 H*	.43 x .64	9296-627	9296-629
.019 x .025	.53 x .64	4297-977	4297-919
.019 x .025 H*	.48 x .64	9296-645	9296-647
.021 x .025 H*	.53 x .64	-	9296-641
Lower			
.014 x .025	.36 x .64	9296-634	9296-636
.016 x .025	.41 x .64	9296-622	9296-624
.0175 x .0175	.44 x .44	4297-976	4297-912
.017 x .025	.43 x .64	4297-992	4297-922
.017 x .025 H*	.43 x .64	9296-628	9296-630
.019 x .025	.48 x .64	4297-978	4297-920
.019 x .025 H*	.48 x .64	9296-646	9296-648
.021 x .025 H*	.53 x .64	-	9296-642

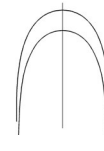
*Hybrid

Nitinol Heat-Activated is a thermally activated super-elastic archwire. It is the easiest of Nitinol wires to engage, and it delivers light continuous forces that effectively move teeth with minimal discomfort to the patient.

- Can be cooled or chilled resulting in a softer, more pliable wire for easy engagement
- Provides light continuous forces
- Force activation occurs around body temperature
- Available in square sizes making it excellent for early torque control
- Good bend retention when bent in hot water
- 10/pk unit of use



Unitek™ Nitinol Super-Elastic Archwire

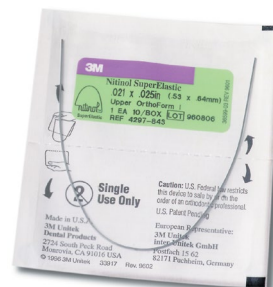


Dimension Inches	Dimension mm	OrthoForm™ II Square	OrthoForm™ III Ovoid
Round			
Upper			
.014	.36	4296-805	4296-911
.014 D**	.36	9296-805	9296-911
.016	.41	4296-807	4296-913
.016 D**	.41	9296-807	9296-913
.018	.46	4296-809	4296-915
.020	.51	4296-811	4296-917
Lower			
.014	.36	4296-806	4296-912
.014 D**	.36	9296-806	9296-912
.016	.41	4296-808	4296-914
.016 D**	.41	9296-808	9296-914
.018	.46	4296-810	4296-916
.020	.51	4296-812	4296-918
Rectangular/Square			
Upper			
.014 x .025 D**	.36 x .64	9293-815	9293-817
.016 x .016	.41 x .41	4297-803	4297-951
.016 x .025 D**	.41 x .64	9293-851	9293-853
.017 x .025	.43 x .64	4297-807	4297-955
.017 x .025 D**	.43 x .64	9297-807	9297-955
.017 x .025 H* D**	.43 x .64	9293-879	9293-881
.018 x .018	.46 x .46	4297-809	4297-957
.018 x .025	.46 x .64	4297-813	4297-959
.018 x .025 H*	.46 x .64	9293-905	9293-907
.019 x .025	.48 x .64	4297-815	4297-961
.019 x .025 H*	.46 x .64	9296-651	9296-653
.021 x .025 H*	.53 x .64	9293-933	9293-935
Lower			
.014 x .025 D**	.36 x .64	9293-816	9293-818
.016 x .016	.41 x .41	4297-804	4297-952
.016 x .025 D**	.41 x .64	9293-852	9293-854
.017 x .025	.43 x .64	4297-808	4297-956
.017 x .025 D**	.43 x .64	9297-808	9297-956
.017 x .025 H* D**	.43 x .64	9293-880	9293-882
.018 x .018	.46 x .46	4297-810	4297-958
.018 x .025	.46 x .64	4297-814	4297-960
.018 x .025 H*	.46 x .64	9293-906	9293-908
.019 x .025	.48 x .64	4297-816	4297-962
.019 x .025 H*	.48 x .64	9296-652	9296-654
.021 x .025 H*	.53 x .64	9293-934	9293-936

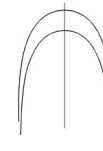
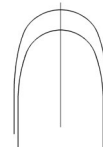
*Hybrid **Dimpled

Nitinol Super-Elastic is easy to engage and maintains light continuous forces with a range between Nitinol Heat-Activated and Nitinol Classic.

- Provides light continuous forces
- Easy engagement characteristics
- Good early torque control
- 10/pk unit of use



Unitek™ Nitinol Classic Archwire



Dimension Inches	Dimension mm	OrthoForm™ II Square	OrthoForm™ III Ovoid
Round			
Upper			
.012	.30	9296-603	9296-605
.014	.36	4296-405	4296-517
.014 D**	.36	9296-405	9296-517
.016	.41	4296-407	4296-519
.016 D**	.41	9296-407	9296-519
.018	.46	4296-409	4296-521
.020	.51	4296-411	4296-523
Lower			
.012	.30	9296-604	9296-606
.014	.36	4296-406	4296-518
.014 D**	.36	9296-406	9296-518
.016	.41	4296-408	4296-520
.016 D**	.41	9296-408	9296-520
.018	.46	4296-410	4296-522
.020	.51	4296-412	4296-524
Rectangular/Square			
Upper			
.014 x .025 D**	.36 x .64	9293-821	9293-823
.016 x .016	.41 x .41	4297-701	4297-851
.016 x .025 D**	.41 x .64	-	9293-859
.017 x .025	.43 x .64	4297-707	4297-857
.017 x .025 D**	.43 x .64	-	9297-857
.018 x .018	.46 x .46	4297-709	4297-859
.018 x .025	.46 x .64	4297-713	4297-863
.019 x .025	.48 x .64	4297-715	4297-865
.019 x .025 H*	.48 x .64	9293-953	9293-955
Lower			
.014 x .025 D**	.36 x .64	9293-822	9293-824
.016 x .016	.41 x .41	4297-702	4297-852
.016 x .025 D**	.41 x .64	-	9293-860
.017 x .025 D**	.43 x .64	4297-708	4297-858
.017 x .025 D**	.43 x .64	-	9297-858
.018 x .018	.46 x .46	4297-710	4297-860
.018 x .025	.46 x .64	4297-714	4297-864
.019 x .025	.48 x .64	4297-716	4297-866
.019 x .025 H*	.48 x .64	9293-954	9293-956

*Hybrid **Dimpled

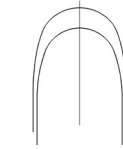
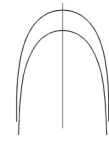
3M pioneered nickel-titanium as an improved alternative to stainless steel in 1977. This “Classic” archwire continues to provide the linear elasticity and bendability of high strength steel and the elastic working range and lighter forces that only a nickel-titanium can deliver.

- Long working range
- 40% the forces of stainless steel
- 10/pk unit of use



Unitek™ Beta III Titanium Archwire

Dimension Inches	Dimension mm	OrthoForm™ II Square	OrthoForm™ III Ovoid
Rectangular/Square			
Upper			
.016 x .025	.41 x .64	4301-352	4301-354
.0175 x .0175	.44 x .44	4301-336	4301-338
.017 x .025	.43 x .64	4301-308	4301-310
.019 x .025	.48 x .64	4301-314	4301-316
Lower			
.016 x .025	.41 x .64	4301-353	4301-355
.0175 x .0175	.44 x .44	4301-337	4301-339
.017 x .025	.43 x .64	4301-309	4301-311
.019 x .025	.48 x .64	4301-315	4301-317

OrthoForm™ II
SquareOrthoForm™ III
Ovoid

Known as the “happy medium” between nickel-titanium and stainless steel, this archwire provides the extended working range of a titanium alloy and the bendability of stainless steel.

- Processed to reduce breakage
- Polished surface finish for improved sliding mechanics
- Tight corner radii specifications reducing torque loss, especially in final phase of treatment
- 10/pk unit of use



Permachrome Resilient Archwire

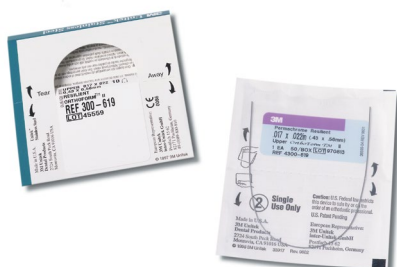


Dimension Inches	Dimension mm	OrthoForm™ II Square	OrthoForm™ III Ovoid
Round			
Upper			
.012	.30	4300-603	300-003
.014	.36	4 300-605	4 300-005
.016	.41	4 300-607	4 300-007
.018	.46	4 300-609	4 300-009
.020	.51	4 300-611	4 300-011
Lower			
.012	.30	4300-604	300-004
.014	.36	4 300-606	4 300-006
.016	.41	4 300-608	4 300-008
.018	.46	4 300-610	4 300-010
.020	.51	4 300-612	4 300-012
Rectangular/Square			
Upper			
.016 x .016	.41 x .41	4 300-615	4 300-015
.016 x .025	.41 x .64	4300-657	4 300-659
.0175 x .0175	.44 x .44	4293-341	4293-351
.017 x .025	.43 x .64	4 300-621	4 300-021
.017 x .025 H*	.43 x .64	9293-891	9293-893
.018 x .025	.46 x .64	4 300-625	4 300-025
.018 x .025 H*	.46 x .64	9293-917	9293-919
.019 x .025	.48 x .64	4 300-627	4 300-027
.019 x .025 H*	.48 x .64	9293-959	9293-961
Lower			
.016 x .016	.41 x .41	4 300-616	4 300-016
.016 x .025	.41 x .64	4300-658	4 300-660
.0175 x .0175	.44 x .44	4293-342	4293-352
.017 x .022	.43 x .56	4300-620	4 300-020
.017 x .025	.43 x .64	4 300-622	4 300-022
.017 x .025 H*	.43 x .64	9293-892	9293-894
.018 x .025	.46 x .64	4 300-626	4 300-026
.018 x .025 H*	.46 x .64	9293-918	9293-920
.019 x .025	.48 x .64	4 300-628	4 300-028
.019 x .025 H*	.48 x .64	9293-960	9293-962

*Hybrid

Unit of Use

Unit of Use



Our most popular stainless steel archwire – delivering a balance of malleability and springback.

- Better formability than Hi-T™ II
- Mid-range tensile strength

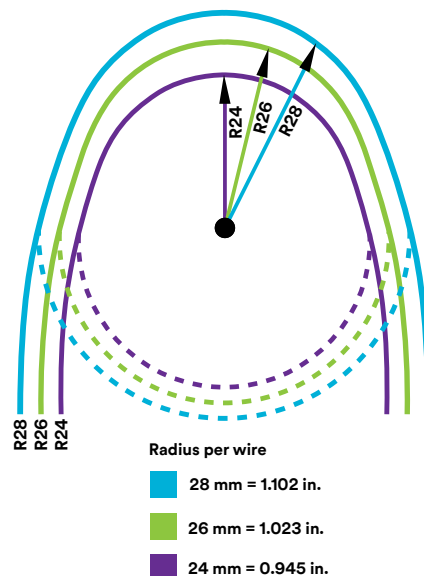
- OrthoForm™ II, III, Arch Forms packed 50/pk unit of use or 10/pk folders
- Hybrid and Dimpled packed 10/pk unit of use

Unitek™ Lateral Development Archwire

Lateral Development can help achieve a Platinum Proportion smile, which is the esthetic result that occurs when properly selected archwires completely express the lateral dimension of the upper arch, creating a gradation that exceeds the traditional Golden Proportion.


Dr. Robert Waugh designed Unitek Lateral Development Archwires for treatment of patients with smaller tooth anatomy and/or spacing. After measuring all anterior teeth in his practice for over five years, he has crystallized a method to consistently deliver a predictable anterior display while idealizing functional coupling of anterior teeth.

A unique feature of the Unitek Lateral Development System is that the archwires have circular anterior contours available in three coordinating sizes with approximate radii of 28 mm, 26 mm and 24 mm. Each wire is specifically designed to align and display the upper anterior six teeth for a known range of mesial-distal tooth sizes. Now, patients with small, medium, and large teeth can achieve both a predictable esthetic display and coordinated occlusion.



Simple Technique for Choosing the Right Arch Form

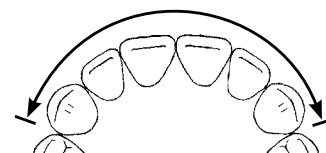
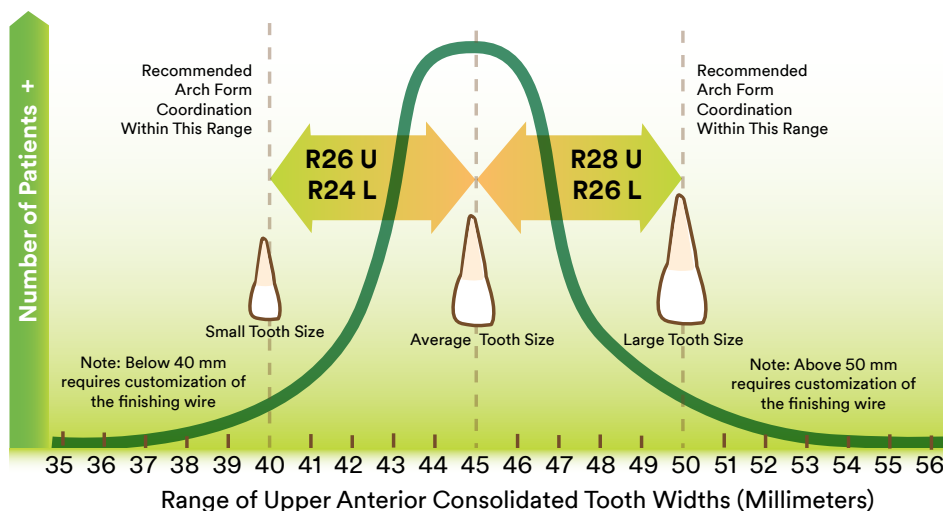
- After initial alignment, total the collective mesio-distal widths of the upper anterior six teeth (rounded to nearest 1/10th of a millimeter).



This case displays a consolidated width of 44.8 mm, indicating consideration of arch forms R26 upper and R24 lower.

- Using the reference diagram below, select the appropriate upper arch form radius for the patient's "Platinum Proportion" or gradation (R28, R26 or R24). Based on the upper arch form radius, select the appropriate lower archwire.

Tooth Size Range – Corresponding Arch Form Size



Consolidated width 3 2 1 | 1 2 3
indicates arch form size:

Less than 40 mm = Customize R24
40 mm - 45 mm = R26 Upper and R24 Lower
45 mm - 50 mm = R28 Upper and R26 Lower
More than 50 mm = Customize R28

Unitek™ Lateral Development Archwire

Dimension Inches	Dimension mm	R28		R26		R24	
Nitinol							
.012	.30	4581-301	5	4581-302	5	4581-303	5
.013	.33	4581-304	5	4581-305	5	4581-306	5
.014	.36	4581-307	5	4581-308	5	4581-309	5
.016	.41	4581-310	5	4581-311	5	4581-312	5
.018	.46	4581-313	5	4581-314	5	4581-315	5
.020	.51	4581-316	5	4581-317	5	4581-318	5
.014 x .025	.36 x .64	4581-319	5	4581-320	5	4581-321	5
.016 x .022	.41 x .56	4581-322	5	4581-323	5	4581-324	5
.016 x .025	.41 x .64	4581-325	5	4581-326	5	4581-327	5
.017 x .025	.43 x .64	4581-328	5	4581-329	5	4581-330	5
.018 x .025	.46 x .64	4581-331	5	4581-332	5	4581-333	5
.019 x .025	.48 x .64	4581-334	5	4581-335	5	4581-336	5
Nitinol HA							
.014 x .025	.36 x .64	4585-301	5	4585-302	5	4585-303	5
.016 x .025	.41 x .64	4585-304	5	4585-305	5	4585-306	5
.017 x .025	.43 x .64	4585-307	5	4585-308	5	4585-309	5
.018 x .025	.46 x .64	4585-310	5	4585-311	5	4585-312	5
.019 x .025	.48 x .64	4585-313	5	4585-314	5	4585-315	5
Beta Titanium							
.016 x .022	.41 x .56	4582-301		4582-302		4582-303	
.017 x .025	.43 x .64	4582-304		4582-305		4582-306	
.019 x .025	.48 x .64	4582-307		4582-308		4582-309	
Stainless Steel							
.016 x .022	.41 x .56	4583-301		4583-302		4583-303	
.016 x .025	.41 x .64	4583-304		4583-305		4583-306	
.017 x .025	.43 x .64	4583-307		4583-308		4583-309	
.019 x .025	.48 x .64	4583-310		4583-311		4583-312	

- For Nitinol and Nitinol HA archwires with pre-loaded stops, add a “5” at the end of the 7-digit part number
- 10/pk unit of use

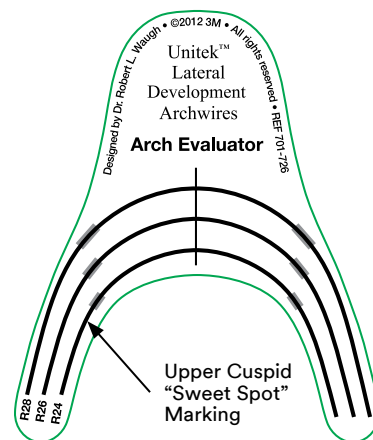
with stops

with stops

with stops

The Arch Evaluator is a useful tool that can be used at various times during treatment.

- Helps estimate the necessary lateral development
- Allows you to identify upper cuspid “Sweet Spot” position on wires and confirm proper upper cuspid bracket positioning
- Helps evaluate progression of lateral development
- Use on diagnostic model as an early guide for archwire sizing
- Can be used with wax bite to assess lateral development
- Confirms arch form size prior to insertion
- Tabletop guide for restoring shape following adjustment bends
- Reference for customizing extra-large or extra-small arch forms in extreme cases

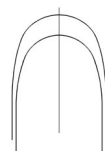
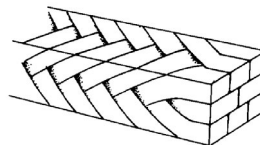


Arch Evaluator (5/pk)
REF 701-726

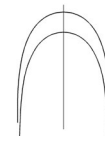
Multi-Strand Archwire

Unitek™ Braided Wire

- Eight (8) strand Braided Rectangular
- Three dimensional control
- Wide working range
- 10/pk



OrthoForm™ II
Square



OrthoForm™ III
Ovoid

Dimension Inches	Dimension mm		
Rectangular/Square			
Upper			
.017 x .025	.43 x .64	300-909	300-967
.018 x .025	.46 x .64	300-911	-
.019 x .025	.48 x .64	300-913	300-971
Lower			
.017 x .025	.43 x .64	300-910	300-968
.018 x .025	.46 x .64	300-912	-
.019 x .025	.48 x .64	300-914	300-972

Archwire Accessories

Unitek™ Archwire Dispenser

Holds up to six boxes of archwires (archwires not included). White Plexiglass.

453-012



Light Wire Arch Computer

Flexible vinyl computer used for fast determination of proper archwire size by measuring cuspid-to-cuspid distance on patient's model.


701-720

Refer to Supplies and Equipment section for arch form symmetry aids.

3M™ Victory Series™ Low Profile Brackets	3.2
3M™ Mini Uni-Twin™ Brackets.....	3.6
3M™ Victory Series™ Brackets.....	3.22
3M™ Victory Series™ V-Slot Brackets	3.40
3M™ Unitek™ Miniature Twin Metal Brackets	3.42
3M™ Unitek™ Miniature Twin V-Slot Metal Brackets	3.46
3M™ Level Anchorage™ Bracket System	3.49

Refer to Section 4 for Buccal Tubes

Victory Series™ Low Profile Brackets MBT™ Versatile+ Appliance System



Victory Series™ Low Profile Brackets MBT™ Versatile+ Appliance System

Fast, for you. Strong for them.

Victory Series Low Profile Brackets also offer the unequaled efficiency of revolutionary APC™ Flash-Free Adhesive. That means less chair time, less than 2% bracket bond failure rate in the first ninety days of bonding, and a better overall bonding experience for your patient.

Victory Series Low Profile Brackets

- True low profile metal bracket
- Uncompromising in ligation and control compared to full-sized brackets
- Reduced occlusal interference
- Contoured micro-etched based
- Ample under tie-wing area for easy ligation and double ligation



Victory Series™ Low Profile Brackets available with:

APC™ Flash-Free Adhesive


Also available with APC™ II and APC™ Plus Adhesive pre-coating.

MBT™ Versatile+ Appliance System



**Victory Series
Low Profile Bracket**

The mesial-distal dimension is not compromised even though the bracket has a low profile. You maintain the rotational control you need to get the results you desire. Your patients will appreciate the comfort.



**Micro-Etch
80 Gauge Mesh Base**

A unique rhomboid design with a flatter, compounded radius accommodates naturally occurring variation in tooth surfaces. This design assures three-point contact for increased tooth adaptation. Positioning is made easier and more accurate because their shape follows the natural vertical line of the tooth.

Victory Series™ Low Profile Brackets MBT™ Appliance System Prescription

MAXILLARY			IN/OUT			Part Number – .018 in.		Offset	Part Number – .022 in.		Offset
Tooth	Torque	Angulation	in.	mm	D/R	L	R		L	R	
Central	+17°	4°	.026	0.66		024-775	024-776		024-875	024-876	
Lateral	+10°	8°	.035	0.88		024-777	024-778		024-877	024-878	
Cuspid	-7°	8°	.021	0.53		-	-		024-879	024-880	
	0°	8°	.021	0.53		024-369	024-370		024-469	024-470	
Cuspid Hook	-7°	8°	.021	0.53		024-881	024-882		024-981	024-982	
	0°	8°	.021	0.53		024-773	024-774		024-873	024-874	
Bicuspid	-7°	0°	.029	0.73		024-790		0	024-890		0
Bicuspid Hook	-7°	0°	.029	0.73		024-585	024-584	0	024-685	024-684	0
2nd Bicuspid	-7°	0°	.051	1.30		024-791			024-891		0
2nd Bicuspid Hook	-7°	0°	.051	1.30		-	-		024-913	024-912	
MANDIBULAR			IN/OUT			Part Number – .018 in.		Offset	Part Number – .022 in.		Offset
Tooth	Torque	Angulation	in.	mm	D/R	L	R		L	R	
Low Anterior	-6°	0°	.045	1.14		024-792			024-892		
Cuspid	-6°	3°	.020	0.51	2°	024-7931	024-7941		024-8931	024-8941	
	0°	3°	.020	0.51	2°	024-3811	024-3821		024-4811	024-4821	
Cuspid Hook	-6°	3°	.020	0.51	2°	024-8831	024-8841		024-9831	024-9841	
	0°	3°	.020	0.51	2°	024-7711	024-7721		024-8711	024-8721	
1st Bicuspid	-12°	2°	.030	0.76		024-795	024-796	0	024-895	024-896	0
1st Bicuspid Hook	-12°	2°	.030	0.76		024-809	024-808	0	024-909	024-908	0
2nd Bicuspid	-17°	2°	.034	0.86		024-797	024-798	0	024-897	024-898	0
2nd Bicuspid Hook	-17°	2°	.034	0.86		024-811	024-810	0	024-911	024-910	0
Adding Prefix "3" is APC™ II Adhesive System											
Adding Prefix "5" is APC™ PLUS Adhesive System											
Adding Prefix "4" is APC™ Flash-Free Adhesive System											

One Patient Kits

	Part Number – .018 in.	Part Number – .022 in.
U/L 5×5 1 Case Kit	-	024-120
U/L 5×5 Cuspid Hook 1 Case Kit	024-101	024-121
U/L 5×5 Hooks 1 Case Kit	024-102	024-122
U/L 5×5 Cuspid Hook 0° Torque Cuspid 1 Case Kit	024-104	024-124
U/L 5×5 Hooks 0° Torque Cuspid 1 Case Kit	024-105	024-125
Adding Prefix "3" is APC™ II Adhesive System		
Adding Prefix "5" is APC™ PLUS Adhesive System		
Adding Prefix "4" is APC™ Flash-Free Adhesive System		

Weldable Bicuspids:

All Victory Series Low Profile bicuspid brackets are available as weldable bicuspid brackets. Add a "7" prefix before the 6-digit part number to indicate weldable.

MBT™ Versatile+
Appliance System

Note

3 APC™ II Brackets sold in units of five.	5 APC™ PLUS Brackets sold in units of five.	4 APC™ Flash-Free Brackets sold in units of five.
Measurements are in millimeters unless otherwise noted.		If part number is preceded with "7" prefix, available welded to bicuspid bands.

Victory Series™ Low Profile Brackets

Roth* and High Torque Prescriptions

MAXILLARY			IN/OUT			Part Number – .018 in.		Offset	Part Number – .022 in.		Offset
Tooth	Torque	Angulation	in.	mm	D/R	L	R		L	R	
Central	+12°	5°	.026	0.66		024-501	024-502		024-601	024-602	
Central High Torque	+22°	4°	.026	0.66		024-503**	024-504**		024-603	024-604	
Lateral	+7°	8°	.035	0.88		024-505	024-506		024-605	024-606	
Cuspid Hook	-3°	10°	.021	0.53		024-509	024-510		024-609	024-610	
Univ. Bicuspid	-7°	0°	.029	0.73		024-790		0	024-890		0
Bicuspid Hook	-7°	0°	.029	0.73		024-585	024-584	0	024-685	024-684	0
MANDIBULAR			IN/OUT			Part Number – .018 in.			Part Number – .022 in.		
Tooth	Torque	Angulation	in.	mm	D/R	L	R		L	R	
Low Anterior	-1°	0°	.045	1.14		024-511			024-611		
Low Ant. High Torque	-10°	0°	.045	1.14		024-512***			024-612		
Cuspid Hook	-7°	6°	.020	0.51	2°	024-5151	024-5161		024-6151	024-6161	
Univ. 1st Bicuspid	-17°	0°	.030	0.76		024-517			024-617		0*
1st Bicuspid Hook	-17°	0°	.030	0.76		024-519	024-518		024-619	024-618	0
Univ. 2nd Bicuspid	-22°	0°	.034	0.86		024-520			024-620		0
2nd Bicuspid Hook	-22°	0°	.034	0.86		024-521	024-522		024-621	024-622	0
						Adding Prefix "3" is APC™ II Adhesive System					
						Adding Prefix "5" is APC™ PLUS Adhesive System					
						Adding Prefix "4" is APC™ Flash-Free Adhesive System					

*Available Uncoated and with APC™ PLUS Adhesive only.
 **Available Uncoated and with APC™ Flash-Free Adhesive only.
 *** Not available with APC™ PLUS Adhesive.

One Patient Kits

	Part Number – .018 in.	Part Number – .022 in.
U/L 5x5 Cuspid Hook 1 Case Kit	024-106	024-126
U/L 5x5 Hooks 1 Case Kit	024-107	024-127
Adding Prefix "3" is APC™ II Adhesive System		
Adding Prefix "5" is APC™ PLUS Adhesive System		
Adding Prefix "4" is APC™ Flash-Free Adhesive System		

Weldable Bicuspids:

All Victory Series Low Profile bicuspid brackets are available as weldable bicuspid brackets. Add a "7" prefix before the 6-digit part number to indicate weldable.

Check with your local 3M Oral Care representative for option availability in your area.

Note		
3 APC™ II Brackets sold in units of five.	5 APC™ PLUS Brackets sold in units of five.	4 APC™ Flash-Free Brackets sold in units of five.
Measurements are in millimeters unless otherwise noted.		If part number is preceded with "7" prefix, available welded to bicuspid bands.
*3M version of this prescription. No endorsement by the Doctor is implied.		

Mini Uni-Twin™ Brackets



The low profile hook and small ball are milled from a single piece of metal for increased patient comfort.

The Mini Uni-Twin Bracket features a mesh base in addition to innovative design features that put you in control right from the start of treatment.

Combining the inter-bracket distance of a single width appliance with the rotational control of a twin bracket, it's designed for optimal orthodontic

results. The innovative mesh bonding base is designed to match the curvature of the tooth for maximum contact and strong, consistent bonding.

For added convenience, you can select the Mini Uni-Twin Bracket with APC™ II or APC™ PLUS Adhesive Coating System.

The Mini Uni-Twin bracket improves tooth movement in the early stages of treatment and tooth control throughout the course of therapy.

The Mini Uni-Twin bracket delivers an unbeatable combination of superior function and superb bonding that you'll want to put into your practice right away.





Mini Uni-Twin™ Brackets available with:

APC™ II Adhesive

Also available with APC™ Plus Adhesive pre-coating.

Mini Uni-Twin™ Brackets

Selection By Tooth – Maxillary

	Torque	Ang.	In/Out		M/D	Hook	L/R	.018 in.		.022 in.	
			in.	mm	Width						
	+22°	5°	.034	0.86	3.45		UL	020-468		020-568	
	+22°	5°	.034	0.86	3.45		UR	020-469		020-569	
	+17°	5°	.034	0.86	3.45		UL	020-475		020-575	
	+17°	5°	.034	0.86	3.45		UR	020-476		020-576	
	+14°	5°	.034	0.86	3.45		UL	020-465		020-565	
	+14°	5°	.034	0.86	3.45		UR	020-464		020-564	
	+12°	5°	.034	0.86	3.45		UL	020-837		020-937	
	+12°	5°	.034	0.86	3.45		UR	020-838		020-938	
	+7°	5°	.032	0.81	3.45		UL	020-839		020-939	
	+7°	5°	.032	0.81	3.45		UR	020-840		020-940	
0°	0°	.030	0.76	3.45		UL/UR	020-411		020-511		
	+14°	9°	.046	1.17	2.90		UL	020-471		020-571	
	+14°	9°	.046	1.17	2.90		UR	020-470		020-570	
	+10°	9°	.045	1.14	2.90		UL	020-477		020-577	
	+10°	9°	.045	1.14	2.90		UR	020-478		020-578	
	+8°	9°	.044	1.12	2.90		UL	020-841		020-941	
	+8°	9°	.044	1.12	2.90	D	UR	020-842		020-942	
	+8°	9°	.044	1.12	2.90	D	UL	020-459		-	
	+8°	9°	.044	1.12	2.90	D	UR	020-458		-	
	+3°	9°	.045	1.14	2.90		UL	020-843		020-943	
	+3°	9°	.045	1.14	2.90		UR	020-844		020-944	
0°	0°	.030	0.76	2.90		UL/UR	-		020-512		
	+7°	11°	.035	0.89	3.30	D	UL	020-485		-	
	+7°	11°	.035	0.89	3.30	D	UR	020-486		-	
	+3°	10°	.035	0.89	3.30	D	UL	020-417		020-517	
	+3°	10°	.035	0.89	3.30	D	UR	020-418		020-518	
	0°	11°	.032	0.81	3.30		UL	020-845		-	
	0°	11°	.032	0.81	3.30		UR	020-846		-	
	0°	11°	.032	0.81	3.30	D	UL	020-849		020-949	
	0°	11°	.032	0.81	3.30	D	UR	020-850		020-950	
	0°	6°	.030	0.76	3.30		UL	020-893		-	
	0°	6°	.030	0.76	3.30		UR	020-894		-	
	0°	0°	.030	0.76	3.30		UNIV	-		020-507	
	0°	0°	.030	0.76	3.45	D	UR/LL	020-408**		020-508*	
	0°	0°	.030	0.76	3.45		UL/LR	020-409**		020-509*	
	-7°	11°	.032	0.81	3.45	D	UL	020-851		020-951	
	-7°	11°	.032	0.81	3.45	D	UR	020-852		020-952	
	0°	0°	.033	0.84	3.05		UNIV	020-489		020-589	
	0°	0°	.033	0.84	3.05	D	UL/LR	-		020-597	0
	0°	0°	.033	0.84	3.05	D	UR/LL	-		020-598	0
	-7°	0°	.035	0.89	3.05		UNIV	020-853	0	020-953	0
	-7°	0°	.035	0.89	3.05		UNIV	7018-853	0	7018-953	0
	-7°	0°	.035	0.89	3.05	D	UL	020-855	0	020-955	0
	-7°	0°	.035	0.89	3.05	D	UL	-		7018-955	
	-7°	0°	.035	0.89	3.05	D	UR	020-854	0	020-954	0
-7°	0°	.035	0.89	3.05	D	UR	-		7018-954		

*Not available with APC™ PLUS Adhesive.

**Available Uncoated only.

Adding Prefix "3" is APC™ II Adhesive System –
Example: 3020-468








Adding Prefix "5" is APC™ PLUS Adhesive System –
Example: 5020-468

Note

3 APC™ II Brackets sold in units of five. **5** APC™ PLUS Brackets sold in units of five.
If part number is preceded with "7" prefix, available welded to bicuspid bands.

Mini Uni-Twin™ Brackets

Selection By Tooth – Mandibular

	Torque	Ang.	In/Out		M/D	Hook	L/R	.018 in.		.022 in.	
			in.	mm	Width			Offset	Offset		
Anterior 	0°	0°	.040	1.02	2.46		UNIV	-		020-510	
	-1°	0°	.045	1.14	2.46		UNIV	020-858		020-958	
	-5°	0°	.044	1.12	2.46		L	020-467		020-567	
	-10°	0°	.044	1.12	2.46		UNIV	-		020-590	
Cuspid  	+7°	5°	.033	0.84	3.30	D	LL	020-484		-	
	+7°	5°	.033	0.84	3.30	D	LR	020-483		-	
	0°	6°	.030	0.76	3.30		LL	020-865		-	
	0°	6°	.030	0.76	3.30		LR	020-866		-	
	0°	6°	.030	0.76	3.30	D	LL	020-869		020-969	
	0°	6°	.030	0.76	3.30	D	LR	020-870		020-970	
	0°	0°	.030	0.76	3.30		UNIV	020-407		020-507	
	0°	0°	.030	0.76	3.30	D	UR/LL	020-408		020-508	
	0°	0°	.030	0.76	3.30	D	UL/LR	020-409		020-509	
	-7°	6°	.030	0.76	3.30	D	LL	020-453		020-553	
	-7°	6°	.030	0.76	3.30	D	LR	020-452		020-552	
	-11°	5°	.030	0.76	3.30		LL	020-863		-	
	-11°	5°	.030	0.76	3.30		LR	020-864		-	
	-11°	5°	.030	0.76	3.30	D	LL	020-867		020-967	
	-11°	5°	.030	0.76	3.30	D	LR	020-868		020-968	
First Bicuspid  	-11°	4°	.032	0.81	3.05		LL	020-455		020-555	
	-11°	4°	.032	0.81	3.05		LR	020-454		020-554	
	-11°	0°	.032	0.81	3.05		UNIV	020-466	0	020-566**	
	-11°	0°	.032	0.81	3.05	D	LL	020-461	0	020-561	0
	-11°	0°	.032	0.81	3.05	D	LR	020-460	0	020-560	0
	-17°	0°	.032	0.81	3.05		UNIV	020-856	0	020-956	0
	-17°	0°	.032	0.81	3.05		UNIV	-		7018-956	
	-17°	0°	.032	0.81	3.05	D	LL	020-859	0	020-959	0*
	-17°	0°	.032	0.81	3.05	D	LR	020-860	0	020-960	0*
Second Bicuspid  	-11°	6°	.032	0.81	3.05		LL	020-457		-	
	-11°	6°	.032	0.81	3.05		LR	020-456		-	
	-17°	0°	.032	0.81	3.05		UNIV	020-421	0	020-521	0
	-17°	0°	.032	0.81	3.05	D	LL	020-422	0*	020-5220	
	-17°	0°	.032	0.81	3.05	D	LR	020-423	0*	020-5230	
	-22°	0°	.032	0.81	3.05		UNIV	020-857	0	020-957	
	-22°	0°	.032	0.81	3.05		UNIV	-		7018-957	
	-22°	0°	.032	0.81	3.05	D	LL	020-861	0**	020-961	0
	-22°	0°	.032	0.81	3.05	D	LR	020-862	0**	020-962	0

*Not available with APC™ PLUS Adhesive.

**Available Uncoated only.

Adding Prefix "3" is APC™ II Adhesive System –
Example: 3020-410

Adding Prefix "5" is APC™ PLUS Adhesive System –
Example: 5020-410

Note

3 APC™ II Brackets sold in units of five. **5** APC™ PLUS Brackets sold in units of five.

If part number is preceded with "7" prefix, available welded to bicuspid bands.

Mini Uni-Twin™ Brackets Selection By Sondhi Prescription

Maxillary	Torque	Ang.	In/Out		Hook	L/R	.018 in.		.022 in.	
			in.	mm						
Central	+22°	5°	.034	0.86		UL	020-468		020-568	
	+22°	5°	.034	0.86		UR	020-469		020-569	
Lateral	+14°	9°	.046	1.17		UL	020-471		020-571	
	+14°	9°	.046	1.17		UR	020-470		020-570	
Cuspid	+3°	10°	.032	0.81	D	UL	020-417		020-517	
	+3°	10°	.032	0.81	D	UR	020-418		020-518	
Bicuspid	-7°	0°	.035	0.89		UNIV	020-853	0	020-953	0
	-7°	0°	.035	0.89	D	UL	020-855	0	020-955	0
	-7°	0°	.035	0.89	D	UR	020-854	0	020-954	0

Offset

Offset

Adding Prefix "3" is APC™ II Adhesive System –
Example: 3020-468

Adding Prefix "5" is APC™ PLUS Adhesive System –
Example: 5020-468

Note

3 APC™ II Brackets sold in units of five.	5 APC™ PLUS Brackets sold in units of five.
Measurements are in millimeters unless otherwise noted.	

Mini Uni-Twin™ Brackets

Selection By Sondhi Prescription

Mandibular	Torque	Ang.	In/Out		Hook	L/R		
			in.	mm			.018 in.	.022 in.
Central Lateral	-1°	0°	.045	1.14		UNIV	020-858	020-958
Cuspid	-7°	6°	.030	0.76	D	LL	020-453	020-553
	-7°	6°	.030	0.76	D	LR	020-452	020-552
First Bicuspid	-11°	0°	.032	0.81		UNIV	020-466	020-566
	-11°	0°	.032	0.81	D	LL	020-461	020-561
	-11°	0°	.032	0.81	D	LR	020-460	020-560
Second Bicuspid	-17°	0°	.032	0.81		UNIV	-	020-521
	-17°	0°	.032	0.81	D	LL	020-423	020-523
	-17°	0°	.032	0.81	D	LR	020-422	020-5220

*Not available with APC™ PLUS Adhesive.

Adding Prefix "3" is APC™ II Adhesive System –
 Example: 3020-858

Adding Prefix "5" is APC™ PLUS Adhesive System –
 Example: 5020-858

Victory Series Buccal Tubes Sondhi Prescription

	Torque	Offset	Headgear	L/R				
					.018 in.		.022 in.	
Upper 1 ST	-10°	7°		L	068-823	1	068-923	1
	-10°	7°		R	068-824	2	068-924	2
Upper 2 ND	-19°	8°		L	067-873	1	067-973	1
	-19°	8°		R	067-872	2	067-972	2
Lower 1 ST	-25°	0°		L	067-817	3	067-917	3
	-25°	0°		R	067-818	4	067-918	4
Lower 2 ND	-30°	6°		L	067-835	3	067-935	3
	-30°	6°		R	067-836	4	067-936	4

Adding Prefix "3" is APC™ II Adhesive System –
 Example: 3068-823

Adding Prefix "5" is APC™ PLUS Adhesive System –
 Example: 5068-823

Note

3 Appliance is available with APC™ II Adhesive Coated Appliance System.	5 Appliance is available with APC™ PLUS Adhesive Coated Appliance System with color change adhesive.
APC™ II Brackets sold in units of five. APC™ PLUS Brackets sold in units of five.	APC™ II Buccal Tubes sold in units of five. APC™ PLUS Buccal Tubes sold in units of four. Non-coated Buccal Tubes sold individually.
Measurements are in millimeters unless otherwise noted.	1 2 3 4 Buccal Tube is available with a bondable base.
For detailed buccal tube information see the Buccal Tubes section.	

Mini Uni-Twin™ Brackets

Selection by ZeroBase™ Prescription

Maxillary	Torque	Ang.	In/Out		Hook	L/R					
			in.	mm				.018 in.	.022 in.		
Central	+22°	5°	.034	0.86		UL	B	020-468	020-568		
	+22°	5°	.034	0.86		UR		020-469	020-569		
	+17°	5°	.034	0.86		UL	M	020-475	020-575		
	+17°	5°	.034	0.86		UR		020-476	020-576		
	+14°	5°	.034	0.86		UL	D	020-465	020-565		
	+14°	5°	.034	0.86		UR		020-464	020-564		
Lateral	+14°	9°	.046	1.17		UL	B	020-471	020-571		
	+14°	9°	.046	1.17		UR		020-470	020-570		
	+10°	9°	.045	1.14		UL	M	020-477	020-577		
	+10°	9°	.045	1.14		UR		020-478	020-578		
	+8°	9°	.044	1.12		UL	D	020-841	020-941		
	+8°	9°	.044	1.12		UR		020-842	020-942		
Cuspid	+7°	11°	.035	0.89	D	UL		020-485	-		
	+7°	11°	.035	0.89	D	UR		020-486	-		
Bicuspid	-7°	0°	.035	0.89		UNIV		020-853	0	020-953	0
	-7°	0°	.035	0.89	D	UL		020-855	0	020-955	0
	-7°	0°	.035	0.89	D	UR		020-854	0	020-954	0
Mandibular											
Anterior	-1°	0°	.045	1.14		UNIV		020-858	0	020-958	0
Cuspid	7°	5°	.033	0.84	D	LL		020-484	-	-	-
	7°	5°	.033	0.84	D	LR		020-483	-	-	-
First Bicuspid	-7°	0°	.035	0.89		UNIV		020-853	0	020-953	0
	-7°	0°	.035	0.89	D	LL		020-854	0	020-954	0
	-7°	0°	.035	0.89	D	LR		020-855	0	020-955	0
Second Bicuspid	-11°	0°	.032	0.81		UNIV		020-466	0	020-566	0
	-11°	0°	.032	0.81	D	LL		020-461	0	020-561	0
	-11°	0°	.032	0.81	D	LR		020-460	0	020-560	0

B Brachyfacial **M** Mesofacial **D** Dolichofacial

Offset

Offset

Adding Prefix "3" is APC™ II Adhesive System – Example: 3020-468

Adding Prefix "5" is APC™ PLUS Adhesive System – Example: 5020-468

Note

3 APC™ II Brackets sold in units of five.

5 APC™ PLUS Brackets sold in units of five.

Measurements are in millimeters unless otherwise noted.

Mini Uni-Twin™ Brackets Selection by Roth* Prescription

Maxillary	Torque	Ang.	In/Out		Hook	L/R	.018 in.		.022 in.	
			in.	mm						
Central	+12°	5°	.034	0.86		UL	020-837		020-937	
	+12°	5°	.034	0.86		UR	020-838		020-938	
Lateral	+8°	9°	.044	1.12		UL	020-841		020-941	
	+8°	9°	.044	1.12		UR	020-842		020-942	
Cuspid	0°	11°	.032	0.81		UL	020-845		-	
	0°	11°	.032	0.81		UR	020-846		-	
	0°	11°	.032	0.81	D	U	020-849		020-949	
	0°	11°	.032	0.81	D	UR	020-850		020-950	
Bicuspid	-7°	0°	.035	0.89		UNIV	020-853	0	020-953	0
	-7°	0°	.035	0.89	D	UL	020-855	0	020-955	0
	-7°	0°	.035	0.89	D	UR	020-854	0	020-954	0
Mandibular										
Anterior	-1°	0°	.045	1.14		UNIV	020-858		020-958	
Cuspid	-11°	5°	.030	0.76		LL	020-863		-	
	-11°	5°	.030	0.76		LR	020-864		-	
	-11°	5°	.030	0.76	D	LL	020-867		020-967	
	-11°	5°	.030	0.76	D	LR	020-868		020-968	
First Bicuspid	-17°	0°	.032	0.81		UNIV	020-856	0	020-956	0
Bicuspid	-17°	0°	.032	0.81	D	LL	020-859	0	020-959	0
	-17°	0°	.032	0.81	D	LR	020-860	0	020-960	0*
Second Bicuspid	-22°	0°	.032	0.81		UNIV	020-857	0	020-957	0
Bicuspid	-22°	0°	.032	0.81	D	LL	020-861	0**	020-961	0
	-22°	0°	.032	0.81	D	LR	020-862	0**	020-962	0

*Not available with APC™ PLUS Adhesive.
**Available Uncoated only.

Adding Prefix "3" is APC™ II Adhesive System –
Example: 3020-837

Adding Prefix "5" is APC™ PLUS Adhesive System –
Example: 5020-837

Victory Series Buccal Tubes Roth* Prescription

	Torque	Offset	L/R	.018 in.		.022 in.	
Upper 1 ST	-10°	7°	L	068-805		068-905	
	-10°	7°	R	068-806		068-906	
Upper 2 ND	-10°	6°	L	067-829	1	067-929	1
	-10°	6°	R	067-830	2	067-930	2
Lower 1 ST	-25°	6°	L	067-801	3	067-901	3
	-25°	6°	R	067-802	4	067-902	4
Lower 2 ND	-30°	6°	L	067-835	3	067-935	3
	-30°	6°	R	067-836	4	067-936	4

Adding Prefix "3" is APC™ II Adhesive System –
Example: 3068-805

Adding Prefix "5" is APC™ PLUS Adhesive System –
Example: 5068-805

Note

3 Appliance is available with APC™ II Adhesive Coated Appliance System.	5 Appliance is available with APC™ PLUS Adhesive Coated Appliance System with color change adhesive.
APC™ II Brackets sold in units of five. APC™ PLUS Brackets sold in units of five.	APC™ II Buccal Tubes sold in units of five. APC™ PLUS Buccal Tubes sold in units of four. Non-coated Buccal Tubes sold individually.
*3M version of this prescription. No endorsement by the Doctor is implied.	Measurements are in millimeters unless otherwise noted.
1 2 3 4 Buccal Tube is available with a bondable base.	
For detailed buccal tube information see the Buccal Tubes section.	

Mini Uni-Twin™ Brackets Selection by Andrews* Prescription

Maxillary	Torque	Ang.	In/Out		Hook	L/R	.018 in.		.022 in.	
			in.	mm						
Central	+7°	5°	.032	0.81		UL	020-839		020-939	
	+7°	5°	.032	0.81		UR	020-840		020-940	
Lateral	+3°	9°	.045	1.14		UL	020-843		020-943	
	+3°	9°	.045	1.14		UR	020-844		020-944	
Cuspid	-7°	11°	.032	0.81	D	UL	020-851		020-951	
	-7°	11°	.032	0.81	D	UR	020-852		020-952	
Bicuspid	-7°	0°	.035	0.89		UNIV	020-853	0	020-953	0
	-7°	0°	.035	0.89	D	UL	020-855	0	020-955	0
	-7°	0°	.035	0.89	D	UR	020-854	0	020-954	0
Mandibular										
Anterior	-1°	0°	.045	1.14		UNIV	020-858		020-958	
Cuspid	-11°	5°	.030	0.76		LL	020-863		-	
	-11°	5°	.030	0.76		LR	020-864		-	
	-11°	5°	.030	0.76	D	LL	020-867		020-967	
	-11°	5°	.030	0.76	D	LR	020-868		020-968	
First Bicuspid	-17°	0°	.032	0.81		UNIV	020-856	0	020-956	0
	-17°	0°	.032	0.81	D	LL	020-859	0	020-959	0*
	-17°	0°	.032	0.81	D	LR	020-860	0	020-960	0*
Second Bicuspid	-22°	0°	.032	0.81		UNIV	020-857	0	020-957	
	-22°	0°	.032	0.81	D	LL	020-861	0**	020-961	0
	-22°	0°	.032	0.81	D	LR	020-862	0**	020-962	0

*Not available with APC™ PLUS Adhesive.

**Available Uncoated only.

Adding Prefix "3" is APC™ II Adhesive System –
Example: 3020-839

Adding Prefix "5" is APC™ PLUS Adhesive System –
Example: 5020-839

Victory Series Buccal Tubes Andrews* Prescription

	Torque	Offset	L/R	.018 in.		.022 in.	
Upper 1 ST	-10°	7°	L	068-805		068-905	
	-10°	7°	R	068-806		068-906	
Upper 2 ND	-10°	6°	L	067-829	1	067-929	1
	-10°	6°	R	067-830	2	067-930	2
Lower 1 ST	-25°	6°	L	067-801	3	067-901	3
	-25°	6°	R	067-802	4	067-902	4
Lower 2 ND	-30°	6°	L	067-835	3	067-935	3
	-30°	6°	R	067-836	4	067-936	4

Adding Prefix "3" is APC™ II Adhesive System –
Example: 3068-805

Adding Prefix "5" is APC™ PLUS Adhesive System –
Example: 5068-805

Note

3 Appliance is available with APC™ II Adhesive Coated Appliance System.	5 Appliance is available with APC™ PLUS Adhesive Coated Appliance System with color change adhesive.
APC™ II Brackets sold in units of five. APC™ PLUS Brackets sold in units of five.	APC™ II Buccal Tubes sold in units of five. APC™ PLUS Buccal Tubes sold in units of four. Non-coated Buccal Tubes sold individually.
*3M version of this prescription. No endorsement by the Doctor is implied.	Measurements are in millimeters unless otherwise noted.
1 2 3 4 Buccal Tube is available with a bondable base.	
For detailed buccal tube information see the Buccal Tubes section.	

Mini Uni-Twin™ Brackets

Selection by Alexander* Prescription

Maxillary	Torque	Ang.	In/Out		Hook	L/R	.018 in.		.022 in.	
			in.	mm						
Central	+14°	5°	.034	0.86		UL	020-465		020-565	
	+14°	5°	.034	0.86		UR	020-464		020-564	
Lateral	+8°	9°	.044	1.12		UL	020-841		020-941	
	+8°	9°	.044	1.12		UR	020-842		020-942	
	+8°	9°	.044	1.12	D	UL	020-459		-	
	+8°	9°	.044	1.12	D	UR	020-458		-	
Cuspid	0°	11°	.032	0.81		UL	020-845		-	
	0°	11°	.032	0.81		UR	020-846		-	
	0°	11°	.032	0.81	D	UL	020-849		020-949	
	0°	11°	.032	0.81	D	UR	020-850		020-950	
Bicuspid	-7°	0°	.035	0.89		UNIV	020-853	0	020-953	0
	-7°	0°	.035	0.89	D	UL	020-855	0	020-955	0
	-7°	0°	.035	0.89	D	UR	020-854	0	020-954	0
Mandibular										
Anterior	-5°	0°	.044	1.12		UNIV	020-467		020-567	
Cuspid	-7°	6°	.030	0.76	D	LL	020-453		020-553	
	-7°	6°	.030	0.76	D	LR	020-452		020-552	
First Bicuspid	-11°	0°	.032	0.81		UNIV	020-466	0	-	0
	-11°	0°	.032	0.81	D	LL	020-461	0	020-561	0
	-11°	0°	.032	0.81	D	LR	020-460	0	020-560	0
Second Bicuspid	-17°	0°	.032	0.81		UNIV	020-856	0	020-956	0
	-17°	0°	.032	0.81	D	LL	020-859	0	020-959	0*
	-17°	0°	.032	0.81	D	LR	020-860	0	020-960	0*
							Offset			Offset

*Not available with APC™ PLUS Adhesive.

Adding Prefix "3" is APC™ II Adhesive System –
Example: 3020-465Adding Prefix "5" is APC™ PLUS Adhesive System –
Example: 5020-465**Note****3** APC™ II Brackets sold in units of five.**5** APC™ PLUS Brackets sold in units of five.*3M version of this prescription.
No endorsement by the Doctor is implied.

Measurements are in millimeters unless otherwise noted.

Mini Uni-Twin™ Brackets Selection by Hilgers* Prescription

Maxillary	Torque	Ang.	In/Out		Hook	L/R	.018 in.		.022 in.	
			in.	mm						
Central	+22°	5°	.034	0.86		UL	020-468		-	
	+22°	5°	.034	0.86		UR	020-469		-	
Lateral	+14°	9°	.046	1.17		UL	020-471		-	
	+14°	9°	.046	1.17		UR	020-470		-	
Cuspid	+7°	11°	.035	0.89	D	UL	020-485		-	
	+7°	11°	.035	0.89	D	UR	020-486		-	
Bicuspid	-7°	0°	.035	0.89		UNIV	020-853	0	-	
	-7°	0°	.035	0.89	D	UL	020-855	0	-	
	-7°	0°	.035	0.89	D	UR	020-854	0	-	
Mandibular										
Anterior	-1°	0°	.045	1.14		UNIV	020-858		-	
Cuspid	+7°	5°	.033	0.84	D	LL	020-484		-	
	+7°	5°	.033	0.84	D	LR	020-483		-	
First Bicuspid	-11°	0°	.032	0.81		UNIV	020-466	0	-	
	-11°	0°	.032	0.81	D	LL	020-461	0	-	
	-11°	0°	.032	0.81	D	LR	020-460	0	-	
Second Bicuspid	-17°	0°	.032	0.81		UNIV	020-856	0	-	
	-17°	0°	.032	0.81	D	LL	020-859	0	-	
	-17°	0°	.032	0.81	D	LR	020-860	0	-	

Adding Prefix "3" is APC™ II Adhesive System – Example: 3020-468

Adding Prefix "5" is APC™ PLUS Adhesive System – Example: 5020-468

Victory Series Buccal Tubes Hilgers* Prescription

	Torque	Offset	L/R	.018 in.		.022 in.	
Upper 1 ST	-10°	14°	L	068-817	1	068-917	
	-10°	14°	R	068-818	2	068-918	
Upper 2 ND	-10°	10°	L	067-831	1	067-931	1
	-10°	10°	R	067-832	2	067-932	2
Lower 1 ST	-25°	7°	L	067-803	3	067-903	3
	-25°	7°	R	067-804	4	067-904	4
Lower 2 ND	-25°	6°	L	067-837	3	067-937	3
	-25°	6°	R	067-838	4	067-938	4

Adding Prefix "3" is APC™ II Adhesive System – Example: 3068-817

Adding Prefix "5" is APC™ PLUS Adhesive System – Example: 5068-817

Note	
3 Appliance is available with APC™ II Adhesive Coated Appliance System.	5 Appliance is available with APC™ PLUS Adhesive Coated Appliance System with color change adhesive.
APC™ II Brackets sold in units of five. APC™ PLUS Brackets sold in units of five.	APC™ II Buccal Tubes sold in units of five. APC™ PLUS Buccal Tubes sold in units of four. Non-coated Buccal Tubes sold individually.
*3M version of this prescription. No endorsement by the Doctor is implied.	Measurements are in millimeters unless otherwise noted.
1 2 3 4 Buccal Tube is available with a bondable base.	
For detailed buccal tube information see the Buccal Tubes section.	

Mini Uni-Twin™ Brackets

Selection by Samson* Prescription

Maxillary	Torque	Ang.	In/Out		Hook	L/R	.018 in.		.022 in.	
			in.	mm						
Central	+22°	5°	.034	0.86		UL	020-468		-	
	+22°	5°	.034	0.86		UR	020-469		-	
Lateral	+14°	9°	.046	1.17		UL	020-471		-	
	+14°	9°	.046	1.17		UR	020-470		-	
Cuspid	+7°	11°	.035	0.89	D	UL	020-485		-	
	+7°	11°	.035	0.89	D	UR	020-486		-	
Bicuspid	-7°	0°	.035	0.89		UNIV	020-853	0	-	
	-7°	0°	.035	0.89	D	UL	020-855	0	-	
	-7°	0°	.035	0.89	D	UR	020-854	0	-	
Mandibular										
Cuspid	+7°	5°	.033	0.84	D	LL	020-484		-	
	+7°	5°	.033	0.84	D	LR	020-483		-	
First Bicuspid	-17°	0°	.032	0.81		UNIV	020-856	0	-	
	-17°	0°	.032	0.81	D	LL	020-859	0	-	
	-17°	0°	.032	0.81	D	LR	020-860	0	-	
Second Bicuspid	-22°	0°	.032	0.81		UNIV	020-857	0	-	
	-22°	0°	.032	0.81	D	LL	020-861	0*	-	
	-22°	0°	.032	0.81	D	LR	020-862	0*	-	

*Available Uncoated only.

Adding Prefix "3" is APC™ II Adhesive System –
Example: 3020-468Adding Prefix "5" is APC™ PLUS Adhesive System –
Example: 5020-468

Victory Series Buccal Tubes Samson* Prescription

	Torque	Offset	L/R	.018 in.		.022 in.	
Upper 1 ST	-10°	14°	L	068-817	1	068-917	
	-10°	14°	R	068-818	2	068-918	
Upper 2 ND	-10°	10°	L	067-831	1	067-931	1
	-10°	10°	R	067-832	2	067-932	2
Lower 1 ST	-25°	7°	L	067-803	3	067-903	3
	-25°	7°	R	067-804	4	067-904	4
Lower 2 ND	-25°	6°	L	067-837	3	067-937	3
	-25°	6°	R	067-838	4	067-938	4

Adding Prefix "3" is APC™ II Adhesive System –
Example: 3068-817Adding Prefix "5" is APC™ PLUS Adhesive System –
Example: 5068-817**Note**

3 Appliance is available with APC™ II Adhesive Coated Appliance System.	5 Appliance is available with APC™ PLUS Adhesive Coated Appliance System with color change adhesive.
APC™ II Brackets sold in units of five. APC™ PLUS Brackets sold in units of five.	APC™ II Buccal Tubes sold in units of five. APC™ PLUS Buccal Tubes sold in units of four. Non-coated Buccal Tubes sold individually.
*3M version of this prescription. No endorsement by the Doctor is implied.	Measurements are in millimeters unless otherwise noted.
1 2 3 4 Buccal Tube is available with a bondable base.	
For detailed buccal tube information see the Buccal Tubes section.	

Mini Uni-Twin™ Brackets Selection by Level Anchorage™ Prescription

Maxillary	Torque	Ang.	In/Out		Hook	L/R	.018 in.		.022 in.	
			in.	mm						
Central	+14°	5°	.034	0.86		UL	020-465		020-565	
	+14°	5°	.034	0.86		UR	020-464		020-564	
Lateral	+8°	9°	.044	1.12		UL	020-841		020-941	
	+8°	9°	.044	1.12		UR	020-842		020-942	
Cuspid	0°	6°	.030	0.76		UL	020-893		-	
	0°	6°	.030	0.76		UR	020-894		-	
Bicuspid	-7°	0°	.035	0.89		UNIV	020-853	0	020-953	0
	-7°	0°	.035	0.89	D	UL	020-855	0	020-955	0
	-7°	0°	.035	0.89	D	UR	020-854	0	020-954	0
Mandibular										
Anterior	-1°	0°	.045	1.14		UNIV	020-858		020-958	
Cuspid	0°	6°	.030	0.76		LL	020-865		-	
	0°	6°	.030	0.76		LR	020-866		-	
	0°	6°	.030	0.76	D	LL	020-869		020-969	
	0°	6°	.030	0.76	D	LR	020-870		020-970	
First Bicuspid	-11°	4°	.032	0.81		LL	020-455		020-555	
Bicuspid	-11°	4°	.032	0.81		LR	020-454		020-554	
Second Bicuspid	-11°	6°	.032	0.81		LL	020-457		-	
	-11°	6°	.032	0.81		LR	020-456		-	

Adding Prefix "3" is APC™ II Adhesive System – Example: 3020-465

Adding Prefix "5" is APC™ PLUS Adhesive System – Example: 5020-465

Victory Series Buccal Tubes Level Anchorage Prescription

	Torque	Offset	L/R	.018 in.		.022 in.	
Upper 1 ST	-10°	14°	L	068-817	1	068-917	
	-10°	14°	R	068-818	2	068-918	
Upper 2 ND	-10°	10°	L	067-831	1	067-931	1
	-10°	10°	R	067-832	2	067-932	2
Lower 1 ST	-25°	7°	L	067-803	3	067-903	3
	-25°	7°	R	067-804	4	067-904	4
Lower 2 ND	-25°	6°	L	067-837	3	067-937	3
	-25°	6°	R	067-838	4	067-938	4

Adding Prefix "3" is APC™ II Adhesive System – Example: 3068-817

Adding Prefix "5" is APC™ PLUS Adhesive System – Example: 5068-817

Note	3 Appliance is available with APC™ II Adhesive Coated Appliance System.	5 Appliance is available with APC™ PLUS Adhesive Coated Appliance System with color change adhesive.
APC™ II Brackets sold in units of five. APC™ PLUS Brackets sold in units of five.	APC™ II Buccal Tubes sold in units of five. APC™ PLUS Buccal Tubes sold in units of four. Non-coated Buccal Tubes sold individually.	
Measurements are in millimeters unless otherwise noted.	1 2 3 4 Buccal Tube is available with a bondable base.	
For detailed buccal tube information see the Buccal Tubes section.		

Mini Uni-Twin™ Brackets Selection by Dischinger* Prescription

Maxillary	Torque	Ang.	In/Out		Hook	L/R	.018 in.		.022 in.	
			in.	mm						
Central	+22°	5°	.034	0.86		UL	020-468		020-568	
	+22°	5°	.034	0.86		UR	020-469		020-569	
Lateral	+14°	9°	.046	1.17		UL	020-471		020-571	
	+14°	9°	.046	1.17		UR	020-470		020-570	
Cuspid	0°	11°	.032	0.81		UL	020-845		-	
	0°	11°	.032	0.81		UR	020-846		-	
	0°	11°	.032	0.81	D	UL	020-849		020-949	
	0°	11°	.032	0.81	D	UR	020-850		020-950	
Bicuspid	-7°	0°	.035	0.89		UNIV	020-853	0	020-953	0
	-7°	0°	.035	0.89	D	UL	020-855	0	020-955	0
	-7°	0°	.035	0.89	D	UR	020-854	0	020-954	0
Mandibular										
Anterior	-10°	0°	.044	1.12		UNIV	-		020-590	
Cuspid	-11°	5°	.030	0.76		LL	020-863		-	
	-11°	5°	.030	0.76		LR	020-864		-	
	-11°	5°	.030	0.76	D	LL	020-867		020-967	
	-11°	5°	.030	0.76	D	LR	020-868		020-968	
First Bicuspid	-17°	0°	.032	0.81		UNIV	020-856	0	020-956	0
	-17°	0°	.032	0.81	D	LL	020-859	0	020-959	0*
	-17°	0°	.032	0.81	D	LR	020-860	0	020-960	0*
Second Bicuspid	-22°	0°	.032	0.81		UNIV	020-857	0	020-957	0
	-22°	0°	.032	0.81	D	LL	020-861	0**	020-961	0
	-22°	0°	.032	0.81	D	LR	020-862	0**	020-962	0

*Not available with APC™ PLUS Adhesive.
**Available Uncoated only.

Adding Prefix "3" is APC™ II Adhesive System – Example: 3020-468
Adding Prefix "5" is APC™ PLUS Adhesive System – Example: 5020-468

Victory Series Buccal Tubes Dischinger* Prescription

	Torque	Offset	L/R	.018 in.		.022 in.	
Upper 1 ST	-10°	7°	L	068-851	1	068-951	1
	-10°	7°	R	068-852	2	068-952	2
Upper 2 ND	-10°	10°	L	067-831	1	067-931	1
	-10°	10°	R	067-832	2	067-932	2
Lower 1 ST	-25°	7°	L	067-803	3	067-903	3
	-25°	7°	R	067-804	4	067-904	4
Lower 2 ND	-25°	10°	L	067-839	3	067-939	3
	-25°	10°	R	067-840	4	067-940	4

Adding Prefix "3" is APC™ II Adhesive System – Example: 3068-851
Adding Prefix "5" is APC™ PLUS Adhesive System – Example: 5068-851

Note	
3 Appliance is available with APC™ II Adhesive Coated Appliance System.	5 Appliance is available with APC™ PLUS Adhesive Coated Appliance System with color change adhesive.
APC™ II Brackets sold in units of five. APC™ PLUS Brackets sold in units of five.	APC™ II Buccal Tubes sold in units of five. APC™ PLUS Buccal Tubes sold in units of four. Non-coated Buccal Tubes sold individually.
*3M version of this prescription. No endorsement by the Doctor is implied.	Measurements are in millimeters unless otherwise noted.
1 2 3 4 Buccal Tube is available with a bondable base.	
For detailed buccal tube information see the Buccal Tubes section.	

Mini Uni-Twin™ Brackets Selection by Standard Edgewise Prescription

Maxillary	Torque	Ang.	In/Out		Hook	L/R	Offset	
			in.	mm			.018 in.	.022 in.
Central	0°	0°	.030	0.76		UNIV	020-411	020-511
Lateral	0°	0°	.030	0.76		UNIV	-	020-512
Cuspid	0°	0°	.030	0.76		UNIV	-	020-507
	0°	0°	.030	0.76	D	UR	020-408**	020-508*
	0°	0°	.030	0.76	D	UL	020-409**	020-509*
Bicuspid	0°	0°	.033	0.84		UNIV	020-489	020-589
	0°	0°	.033	0.84	D	UL/LR	-	020-597
	0°	0°	.033	0.84	D	UR/LL	-	020-598
Mandibular								
Anterior	0°	0°	.040	1.02		UNIV	-	020-510
Cuspid	0°	0°	.030	0.76		UNIV	-	020-507
	0°	0°	.030	0.76	D	LL	020-408**	020-508*
	0°	0°	.030	0.76	D	LR	020-409**	020-509*

*Not available with APC™ PLUS Adhesive.
**Available Uncoated only.

Adding Prefix "3" is APC™ II Adhesive System –
Example: 3020-411

Adding Prefix "5" is APC™ PLUS Adhesive System –
Example: 5020-411

Victory Series Buccal Tubes Standard Edgewise Prescription

	Torque	Offset	L/R	.018 in.	.022 in.
Upper 1 ST	0°	7°	L	068-801	068-901
	0°	7°	R	068-802	068-902
Upper 2 ND	0°	6°	L	067-827	067-927
	0°	6°	R	067-828	067-928
Lower 1 ST	0°	6°	L	067-809	067-909
	0°	6°	R	067-810	067-910
Lower 2 ND	0°	6°	L	067-828	067-928
	0°	6°	R	067-827	067-927

Adding Prefix "3" is APC™ II Adhesive System –
Example: 3068-801

Adding Prefix "5" is APC™ PLUS Adhesive System –
Example: 5068-801

Note

3 Appliance is available with APC™ II Adhesive Coated Appliance System.	5 Appliance is available with APC™ PLUS Adhesive Coated Appliance System with color change adhesive.
APC™ II Brackets sold in units of five. APC™ PLUS Brackets sold in units of five.	APC™ II Buccal Tubes sold in units of five. APC™ PLUS Buccal Tubes sold in units of four. Non-coated Buccal Tubes sold individually.
Measurements are in millimeters unless otherwise noted.	1 2 3 4 Buccal Tube is available with a bondable base.
For detailed buccal tube information see the Buccal Tubes section.	

Mini Uni-Twin™ Case Kits

Victory Series™ ZeroBase™ Buccal Tubes

Mini Uni-Twin Brackets Roth* Prescription One Case Kits

	Type	Hook	.018 in.	.022 in.
U/L Mesh	5 × 5	Cuspid/Bicuspid	020-167	020-171
U/L Mesh	5 × 5	Cuspid	-	020-195

Adding Prefix "3" is APC™ II Adhesive System –
Example: 3020-165

Adding Prefix "5" is APC™ PLUS Adhesive System –
Example: 5020-165

Mini Uni-Twin Level Anchorage™ Brackets One Case Kits

	Type	Hook	.018 in.	.022 in.
U/L	5 × 5		020-183	-

Victory Series Buccal Tubes ZeroBase Prescription

	Torque	Offset	Headgear	L/R	.018 in.	.022 in.
Upper 1 ST	0°	15°	.045	L	068-825	
	0°	15°	.045	R	068-826	
Upper 1 ST	-10°	14°	.045	L	068-817	1 068-917
	-10°	14°	.045	R	068-818	2 068-918
Upper 2 ND	-10°	10°		L	067-831	1 067-931 1
	-10°	10°		R	067-832	2 067-932 2
Lower 1 ST	-25°	7°		L	067-803	3 067-903 3
	-25°	7°		R	067-804	4 067-904 4
Lower 2 ND	-25°	6°		L	067-837	3 067-937 3
	-25°	6°		R	067-838	4 067-938 4

Base

Base

Adding Prefix "3" is APC™ II Adhesive System –
Example: 3068-825

Adding Prefix "5" is APC™ PLUS Adhesive System –
Example: 5068-825

Note

3 Appliance is available with APC™ II Adhesive Coated Appliance System.	5 Appliance is available with APC™ PLUS Adhesive Coated Appliance System with color change adhesive.
APC™ II Buccal Tubes sold in units of five. APC™ PLUS Buccal Tubes sold in units of four. Non-coated Buccal Tubes sold individually.	
*3M version of this prescription. No endorsement by the Doctor is implied.	Measurements are in millimeters unless otherwise noted.
1 2 3 4	
Buccal Tube is available with a bondable base.	
For detailed buccal tube information see the Buccal Tubes section.	

Mini Uni-Twin™ Case Kits

Victory Series Buccal Tubes Alexander* Prescription

	Torque	Offset	L/R	.018 in.		.022 in.	
Upper 1 ST	-10°	14°	L	068-809		068-909	
	-10°	14°	R	068-810		068-910	
Upper 2 ND	-10°	10°	L	067-831	1	067-931	1
	-10°	10°	R	067-832	2	067-932	2
Lower 1 ST	-25°	6°	L	067-801	3	067-901	3
	-25°	6°	R	067-802	4	067-902	4
Lower 2 ND	-25°	6°	L	067-837	3	067-937	3
	-25°	6°	R	067-838	4	067-938	4
					Base		Base


Adding Prefix "3" is APC™ II Adhesive System –
Example: 3068-809

Adding Prefix "5" is APC™ PLUS Adhesive System –
Example: 5068-809


Note

3 Appliance is available with APC™ II Adhesive Coated Appliance System.	5 Appliance is available with APC™ PLUS Adhesive Coated Appliance System with color change adhesive.
APC™ II Buccal Tubes sold in units of five. APC™ PLUS Buccal Tubes sold in units of four. Non-coated Buccal Tubes sold individually.	
*3M version of this prescription. No endorsement by the Doctor is implied.	Measurements are in millimeters unless otherwise noted. 1 2 3 4 Buccal Tube is available with a bondable base.
For detailed buccal tube information see the Buccal Tubes section.	

Victory Series™ Brackets



The low profile hook and small ball are milled from a single piece of metal for increased patient comfort.



3M offers an innovative color coding system that assigns a different color to each quadrant of the mouth for immediate identification.



Gingivally Off-Set Bicuspid Bracket features a three point contact design along with rounded corners for a great base-to-tooth fit.

Victory Series™ Bracket System

The industry standard for brackets, the Victory Series metal bracket system features high bond strength, easily readable identification system and easier bracket ligation. For ease of use, the brackets have been designed with smoothly finished bicuspid tie-wings that are slightly extended and offset gingivally away from the tooth. Deep tie-wing undercuts assure easier and more secure ligation.

An innovative pad design, incorporating an 80 gauge mesh bonding pad, matches the curvature of the tooth for maximum contact and strong, consistent bond strength. Research conducted and published by Howard University* reveals shear bond strengths 40% to 50% higher for 80 gauge mesh vs. 100 gauge mesh on bicuspid with macro-filled resins.

Also available are gingivally offset bicuspid brackets. This unique pad design features a larger bonding base and radiused corners for enhanced base-to-tooth adaptation, providing improved bond strength.

The Victory Series bracket system also makes use of torque-in-base design techniques to provide level slot line-up, and help avoid occlusal interference. A long axis scribe line is provided for accurate placement.

Victory Series metal brackets from 3M. Providing products that make your life easier.

Victory Series™ Brackets available with:

APC™ II Adhesive

Also available with APC™ Plus Adhesive pre-coating.

*S. Scott, E.M. Kudlick, and F.C. Eichmiller, thesis abstract 1992, Howard University College of Dentistry, Washington D.C.

Victory Series™ Brackets

Selection By Tooth – Maxillary

Central Twin



Torque	Ang.	In/Out		M/D	Hook	L/R	.018 in.	.022 in.
		in.	mm	Width				
+22°	0°	.040	1.02	3.5		L	017-563	017-663
+22°	0°	.040	1.02	3.5		R	017-564	017-664
+22°	5°	.040	1.02	3.5		L	017-561	017-661
+22°	5°	.040	1.02	3.5		R	017-562	017-662
+17°	5°	.040	1.02	3.5		L	017-595	-
+17°	5°	.040	1.02	3.5		R	017-596	-
+17°	4°	.040	1.02	3.5		L	017-775	017-875
+17°	4°	.040	1.02	3.5		R	017-776	017-876
+14°	5°	.040	1.02	3.5		L	017-401	017-501
+14°	5°	.040	1.02	3.5		R	017-402	017-502
+7°	5°	.040	1.02	3.5		L	017-801	017-901
+7°	5°	.040	1.02	3.5		R	017-802	017-902
0°	0°	.032	0.81	3.5		L/R	017-769	017-869

Lateral Twin



+14°	8°	.052	1.32	2.6		L	017-569	017-669
+14°	8°	.052	1.32	2.6		R	017-570	017-670
+14°	8°	.052	1.32	2.6	D	L	-	017-671
+14°	8°	.052	1.32	2.6	D	R	-	017-672
+14°	8°	.042	1.07	2.6		L	017-565	-
+14°	8°	.042	1.07	2.6		R	017-566	-
+14°	8°	.042	1.07	2.6	D	L	017-567	-
+14°	8°	.042	1.07	2.6	D	R	017-568	-
+10°	8°	.049	1.24	2.6		L	017-777	017-877
+10°	8°	.049	1.24	2.6		R	017-778	017-878
+7°	8°	.049	1.24	2.6		L	017-403	017-503
+7°	8°	.049	1.24	2.6		R	017-404	017-504
+7°	8°	.049	1.24	2.6	D	L	017-405	017-505
+7°	8°	.049	1.24	2.6	D	R	017-406	017-506
+3°	9°	.049	1.24	2.6		L	017-803	017-903
+3°	9°	.049	1.24	2.6		R	017-804	017-904
0°	0°	.032	0.81	2.6		L/R	017-770	017-870

Lateral Single



+7°	8°	.049	1.24	5.5		L	017-437	-
+7°	8°	.049	1.24	5.5		R	017-438	-

Offset

Offset

Adding Prefix "3" is APC™ II Adhesive System –
Example: 3017-563



Adding Prefix "5" is APC™ PLUS Adhesive System –
Example: 5017-563

Note

3 APC™ II Brackets sold in units of five.	5 APC™ PLUS Brackets sold in units of five.
Measurements are in millimeters unless otherwise noted.	
MBT™ Versatile+ Appliance System Brackets pictured in most cases.	

Victory Series™ Brackets

Selection By Tooth – Maxillary

	Torque	Ang.	In/Out		M/D	Hook	L/R	.018 in.		.022 in.	
			in.	mm				Width	Offset	Offset	
Cuspid Twin 	+7°	10°	.032	0.81	3.2	D	L	017-575		017-675	
	+7°	10°	.032	0.81	3.2	D	R	017-576		017-676	
	+7°	5°	.031	0.79	3.2		L	017-605		-	
	+7°	5°	.031	0.79	3.2		R	017-606		-	
	+7°	5°	.031	0.79	3.2	D	L	017-607		017-707	
	+7°	5°	.031	0.79	3.2	D	R	017-608		017-708	
	+7°	5°	.031	0.79	3.2	M	L	017-609		-	
	+7°	5°	.031	0.79	3.2	M	R	017-610		-	
	0°	8°	.032	0.81	3.2	D	L	017-773		017-873	
	0°	8°	.032	0.81	3.2	D	R	017-774		017-874	
	0°	6°	.032	0.81	3.2		L	017-625		017-725	
	0°	6°	.032	0.81	3.2		R	017-626		017-726	
	0°	6°	.032	0.81	3.2	D	L	017-627		017-727	
	0°	6°	.032	0.81	3.2	D	R	017-628		017-728	
	0°	6°	.031	0.79	3.2		L/R	-		017-718	
	0°	0°	.031	0.79	3.2		L	017-619*		017-719	
	0°	0°	.031	0.79	3.2		R	017-620*		017-720	
	0°	0°	.031	0.79	3.2	D	L	017-621		017-721	
	0°	0°	.031	0.79	3.2	D	R	017-622		017-722	
	-3°	10°	.032	0.81	3.2		L	017-411		017-511	
-3°	10°	.032	0.81	3.2		R	017-412		017-512		
-3°	10°	.032	0.81	3.2	D	L	017-413		017-513		
-3°	10°	.032	0.81	3.2	D	R	017-414		017-514		
-7°	8°	.032	0.81	3.2		L	-		017-879		
-7°	8°	.032	0.81	3.2		R	-		017-880		
-7°	8°	.032	0.81	3.2	D	L	017-881		017-981		
-7°	8°	.032	0.81	3.2	D	R	017-882		017-982		
Cuspid Single 	0°	6°	.040	1.02	6.4		L	017-763*		-	
	0°	6°	.040	1.02	6.4		R	017-764*		-	
	-3°	10°	.031	0.79	6.4		L	017-407		-	
	-3°	10°	.031	0.79	6.4		R	017-408		-	
	-3°	10°	.031	0.79	6.4	Hk	L	017-409		017-509	
	-3°	10°	.031	0.79	6.4	Hk	R	017-410		017-510	




*Available Uncoated only.

Adding Prefix "3" is APC™ II Adhesive System –
Example: 3017-573Adding Prefix "5" is APC™ PLUS Adhesive System –
Example: 5017-573**Note****3** APC™ II Brackets sold in units of five. **5** APC™ PLUS Brackets sold in units of five.

Measurements are in millimeters unless otherwise noted.

MBT™ Versatile+ Appliance System Brackets pictured in most cases.

Victory Series™ Brackets Selection By Tooth – Maxillary

	Torque	Ang.	In/Out		M/D Width	Hook	L/R	.018 in.		.022 in.	
			in.	mm							
Universal Bicuspid Twin 	0°	0°	.036	0.91	3.0		L/R	017-657	0	017-757	0
	0°	0°	.036	0.91	3.0	D	L	017-659	0	017-759	0
	0°	0°	.036	0.91	3.0	D	R	017-658	0	017-758	0
	-7°	0°	.036	0.91	3.0		L/R	017-583	0	017-683	0
	-7°	0°	.036	0.91	3.0	D	L	017-585	0	017-685	0
	-7°	0°	.036	0.91	3.0	D	R	017-584	0	017-684	0
	-7°	0°	.036	0.91	3.0	M	L	-		017-747	0
	-7°	0°	.036	0.91	3.0	M	R	-		017-748	0
	-7°	0°	.036	0.91	3.0		L/R	017-790	0	017-890	0
Universal Bicuspid Single 	-7°	0°	.036	0.91	5.3		L/R	017-415	0	017-515	0
	-7°	0°	.036	0.91	5.3	Hk	L/R	-		017-516	
	-7°	0°	.036	0.91	5.3		L/R	7017-415		7017-515	
	-7°	0°	.036	0.91	5.3	Hk	L/R	7017-416		-	
Second Bicuspid Twin THk* 	-7°	0°	.055	1.40	3.0		L/R	017-791	0	017-891	0
	-7°	0°	.055	1.40	3.0	D	L	017-813**		017-913	
	-7°	0°	.055	1.40	3.0	D	R	017-812**		017-912	

*Optional – Compensated in/out for tooth size discrepancy.
 **Available Uncoated only.

Offset

Offset

Adding Prefix "3" is APC™ II Adhesive System –
 Example: 3017-657







Adding Prefix "5" is APC™ PLUS Adhesive System –
 Example: 5017-657

Note

3 APC™ II Brackets sold in units of five.	5 APC™ PLUS Brackets sold in units of five.
Measurements are in millimeters unless otherwise noted.	
MBT™ Versatile+ Appliance System Brackets pictured in most cases.	

Victory Series™ Brackets

Selection By Tooth – Mandibular

	Torque	Ang.	In/Out		M/D		Hook	L/R	.018 in.		.022 in.	
			in.	mm	Width							
Anterior Twin 	0°	0°	.032	0.81	2.4			L/R	017-603		017-703	
	-1°	0°	.058	1.47	2.4			L/R	017-419		017-519	
	-1°	0°	.058	1.47	2.4	D		LL	-		017-539*	
	-1°	0°	.058	1.47	2.4	D		LR	-		017-540*	
	-1°	0°	.047	1.19	2.4			L/R	017-660		017-760	
	-5°	0°	.059	1.50	2.4			L/R	017-422		017-522	
	-5°	0°	.059	1.50	2.4	D		LL	017-441*		017-541*	
	-5°	0°	.059	1.50	2.4	D		LR	017-442*		017-542*	
	-6°	0°	.059	1.50	2.4			L/R	017-792		017-892	
	-10°	0°	.047	1.19	2.4			L/R	017-613		017-713	
Anterior Single 	-1°	0°	.058	1.47	4.4			L/R	017-417		017-517*	
	-5°	0°	.058	1.50	4.4			L/R	017-420		017-520	
	-5°	0°	.058	1.50	4.4	Hk		L/R	017-421		-	
Cuspid Twin  	+7°	5°	.031	0.79	3.2			L	017-579		017-679	
	+7°	5°	.031	0.79	3.2			R	017-580		017-680	
	+7°	5°	.031	0.79	3.2	M		L	017-611		-	
	+7°	5°	.031	0.79	3.2	M		R	017-612		-	
	+7°	5°	.031	0.79	3.2	D		L	017-581		017-681	
	+7°	5°	.031	0.79	3.2	D		R	017-582		017-682	
	0°	3°	.031	0.79	3.2	D		L	017-771		017-871	
	0°	3°	.031	0.79	3.2	D		R	017-772		017-872	
	0°	0°	.031	0.79	3.2			L	017-643		017-743	
	0°	0°	.031	0.79	3.2			R	017-644		017-744	
	0°	0°	.031	0.79	3.2	D		L	-		017-745	
	0°	0°	.031	0.79	3.2	D		R	-		017-746	
	-6°	3°	.030	0.76	3.2			L	017-793		017-893	
	-6°	3°	.030	0.76	3.2			R	017-794		017-894	
	-6°	3°	.030	0.76	3.2	D		LL	017-883		017-983	
	-6°	3°	.030	0.76	3.2	D		LR	017-884		017-984	
	-7°	6°	.030	0.76	3.2			L	017-427		017-527	
	-7°	6°	.030	0.76	3.2			R	017-428		017-528	
	-7°	6°	.030	0.76	3.2	D		L	017-429		017-529	
-7°	6°	.030	0.76	3.2	D		R	017-430		017-530		
Cuspid Single  	-7°	6°	.027	0.69	6.4			L	017-423		017-523*	
	-7°	6°	.027	0.69	6.4			R	017-424		017-524*	
	-7°	6°	.027	0.69	6.4	Hk		L	017-425		-	
	-7°	6°	.027	0.69	6.4	Hk		R	017-426		-	
	0°	6°	.040	1.02	6.4			L	017-761*		-	
	0°	6°	.040	1.02	6.4			R	017-762*		-	
											Offset	Offset

*Available Uncoated only.





Adding Prefix "3" is APC™ II Adhesive System –
Example: 3017-603Adding Prefix "5" is APC™ PLUS Adhesive System –
Example: 5017-603**Note****3** APC™ II Brackets sold in units of five. **5** APC™ PLUS Brackets sold in units of five.

Measurements are in millimeters unless otherwise noted.

MBT™ Versatil+ Appliance System Brackets pictured in most cases.

Victory Series™ Brackets

Selection By Tooth – Mandibular

	Torque	Ang.	In/Out		M/D		Hook	L/R	.018 in.		.022 in.	
			in.	mm	Width							
First Bicuspid Twin 	0°	0°	.036	0.91	3.0		L/R	017-599	0	017-699	0	
	0°	0°	.036	0.91	3.0	D	L	017-601*		017-701	0	
	0°	0°	.036	0.91	3.0	D	R	017-602*		017-702	0	
	-7°	0°	.036	0.91	3.0		L/R	017-805		017-905		
	-7°	0°	.036	0.91	3.0	D	L	017-807		017-907		
	-7°	0°	.036	0.91	3.0	D	R	017-806		017-906		
	-11°	0°	.038	0.97	3.0		L/R	017-586	0	017-686	0	
	-11°	0°	.038	0.97	3.0	D	L	017-587	0	017-687	0	
	-11°	0°	.038	0.97	3.0	D	R	017-588	0	017-688	0	
	-12°	2°	.038	0.97	3.0		L	017-795	0	017-895	0	
	-12°	2°	.038	0.97	3.0		R	017-796	0	017-896	0	
	-12°	2°	.038	0.97	3.0	D	L	017-809	0	017-909	0	
	-12°	2°	.038	0.97	3.0	D	R	017-808	0	017-908	0	
	-17°	0°	.039	0.99	3.0		L/R	017-616	0	017-716	0	
	-17°	0°	.039	0.99	3.0	D	L	017-615	0	017-715	0	
-17°	0°	.039	0.99	3.0	D	R	017-614	0	017-714	0		
First Bicuspid Single 	-11°	0°	.038	0.97	5.3		L/R	017-431	0	017-531		
	-11°	0°	.038	0.97	5.3	Hk	L/R	017-432		017-532		
	-11°	-4°	.038	0.97	5.3		L	017-765*		-		
	-11°	-4°	.038	0.97	5.3		R	017-766*		-		
Second Bicuspid Twin 	-17°	2°	.039	0.99	3.0		L	017-797	0	017-897	0	
	-17°	2°	.039	0.99	3.0		R	017-798	0	017-898	0	
	-17°	2°	.039	0.99	3.0	D	L	017-811	0	017-911	0	
	-17°	2°	.039	0.99	3.0	D	R	017-810	0	017-910	0	
	-17°	0°	.039	0.99	3.0		L/R	017-589	0	017-689	0	
	-17°	0°	.039	0.99	3.0	D	L	017-591		017-691	0	
	-17°	0°	.039	0.99	3.0	D	R	017-590		017-690	0	
	-22°	0°	.033	0.84	3.0		L/R	017-592	0	017-692	0	
	-22°	0°	.033	0.84	3.0	D	L	017-593	0	017-693	0	
-22°	0°	.033	0.84	3.0	D	R	017-594	0	017-694	0		
Second Bicuspid Single 	-11°	-6°	.035	0.89	5.3		L	017-767*		-		
	-11°	-6°	.035	0.89	5.3		R	017-768*		-		
	-17°	0°	.035	0.89	5.3		L/R	017-433	0	017-533		
	-17°	0°	.035	0.89	5.3	Hk	L/R	017-434		-		
	-17°	0°	.035	0.89	5.3		L/R	7017-433		7017-533		

*Available Uncoated only.

Adding Prefix "3" is APC™ II Adhesive System –
Example: 3017-599

Adding Prefix "5" is APC™ PLUS Adhesive System –
Example: 5017-599

Note

3 APC™ II Brackets sold in units of five.

5 APC™ PLUS Brackets sold in units of five.

Measurements are in millimeters unless otherwise noted.

If part number is preceded with "7" prefix, available welded to bicuspid bands.

Victory Series™ Brackets

Selection By MBT™ Versatile+ Appliance System

Maxillary	Torque	Ang.	In/Out		Hook	L/R	.018 in.		.022 in.	
			in.	mm						
Central	+17°	4°	.040	1.02		UL	017-775		017-875	
	+17°	4°	.040	1.02		UR	017-776		017-876	
Lateral	+10°	8°	.049	1.24		UL	017-777		017-877	
	+10°	8°	.049	1.24		UR	017-778		017-878	
Cuspid	0°	8°	.032	0.81	D	UL	017-773		017-873	
	0°	8°	.032	0.81	D	UR	017-774		017-874	
	-7°	8°	.032	0.81		UL	-		017-879	
	-7°	8°	.032	0.81		UR	-		017-880	
	-7°	8°	.032	0.81	D	UL	017-881		017-981	
	-7°	8°	.032	0.81	D	UR	017-882		017-982	
Universal Bicuspid	-7°	0°	.036	0.91		UNIV	017-790	0	017-890	0
	-7°	0°	.036	0.91	D	UL	017-585	0	017-685	0
	-7°	0°	.036	0.91	D	UR	017-584	0	017-684	0
Second Bicuspid THk*	-7°	0°	.055	1.40		UNIV	017-791	0	017-891	0
	-7°	0°	.055	1.40	D	UL	017-813	0	017-913	
	-7°	0°	.055	1.40	D	UR	017-812	0	017-912	
Mandibular										
Anterior	-6°	0°	.059	1.50		UNIV	017-792		017-892	
Cuspid	0°	3°	.031	0.79	D	LL	017-771		017-871	
	0°	3°	.031	0.79	D	LR	017-772		017-872	
	-6°	3°	.030	0.76		LL	017-793		017-893	
	-6°	3°	.030	0.76		LR	017-794		017-894	
	-6°	3°	.030	0.76	D	LL	017-883		017-983	
	-6°	3°	.030	0.76	D	LR	017-884		017-984	
First Bicuspid	-12°	2°	.038	0.97		LL	017-795	0	017-895	0
	-12°	2°	.038	0.97		LR	017-796	0	017-896	0
	-12°	2°	.038	0.97	D	LL	017-809	0	017-909	0
	-12°	2°	.038	0.97	D	LR	017-808	0	017-908	0
Second Bicuspid	-17°	2°	.039	0.99		LL	017-797	0	017-897	0
	-17°	2°	.039	0.99		LR	017-798	0	017-898	0
	-17°	2°	.039	0.99	D	LL	017-811	0	017-911	0
	-17°	2°	.039	0.99	D	LR	017-810	0	017-910	0
							Offset			Offset

*Optional – Compensated in/out for tooth size discrepancy

Adding Prefix "3" is APC™ II Adhesive System –
Example: 3017-775

Adding Prefix "5" is APC™ PLUS Adhesive System –
Example: 5017-775

Note

3 APC™ II Brackets sold in units of five. **5** APC™ PLUS Brackets sold in units of five.

Measurements are in millimeters unless otherwise noted.

Victory Series™ Brackets

Selection By Sondhi Prescription

Maxillary	Torque	Ang.	In/Out		Hook	L/R	.018 in.	.022 in.		
			in.	mm						
Central	+22°	5°	.040	1.02		UL	017-561	017-661		
	+22°	5°	.040	1.02		UR	017-562	017-662		
Lateral	+14°	8°	.052	1.32		UL	017-569	017-669		
	+14°	8°	.052	1.32		UR	017-570	017-670		
	+14°	8°	.052	1.32	D	UL	-	017-671		
	+14°	8°	.052	1.32	D	UR	-	017-672		
Bicuspid	-7°	0°	.036	0.91		UNIV	017-415	0	017-515	0
	-7°	0°	.036	0.91	Hk	UNIV	-	017-516		
Mandibular										
Anterior Central	-1°	0°	.058	1.47		UNIV	017-417		017-517*	
Cuspid	-7°	6°	.027	0.69		LL	017-423		017-523*	
	-7°	6°	.027	0.69		LR	017-424		017-524*	
	-7°	6°	.027	0.69	Hk	LL	017-425		-	
	-7°	6°	.027	0.69	Hk	LR	017-426		-	
First Bicuspid	-11°	0°	.038	0.97		UNIV	017-431	0	017-531	
	-11°	0°	.038	0.97	Hk	UNIV	017-432	0	017-532	
Second Bicuspid	-17°	0°	.038	0.97		UNIV	017-433	0	017-533	
	-17°	0°	.038	0.97	Hk	UNIV	017-434		-	

*Available Uncoated only.

Offset

Offset

Adding Prefix "3" is APC™ II Adhesive System – Example: 3017-561

Adding Prefix "5" is APC™ PLUS Adhesive System – Example: 5017-561

Note

3 APC™ II Brackets sold in units of five.	5 APC™ PLUS Brackets sold in units of five.
Measurements are in millimeters unless otherwise noted.	

Victory Series™ Brackets

Selection By ZeroBase™ Prescription

Maxillary	Torque	Ang.	In/Out		Hook	L/R		.018 in.		.022 in.	
			in.	mm							
Central	+22°	5°	.040	1.02		UL	B	017-561		017-661	
	+22°	5°	.040	1.02		UR		017-562		017-662	
	+17°	5°	.040	1.02		UL	M	017-595		-	
	+17°	5°	.040	1.02		UR		017-596		-	
	+14°	5°	.040	1.02		UL	D	017-401		017-501	
	+14°	5°	.040	1.02		UR		017-402		017-502	
Lateral	+14°	8°	.052	1.32		UL	B	017-569		017-669	
	+14°	8°	.052	1.32		UR		017-570		017-670	
	+10°	8°	.049	1.24		UL	M	017-777		017-877	
	+10°	8°	.049	1.24		UR		017-778		017-878	
	+7°	8°	.049	1.24		UL	D	017-403		017-503	
	+7°	8°	.049	1.24		UR		017-404		017-504	
Cuspid	+7°	10°	.032	0.81	D	UL	B	017-575		017-675	
	+7°	10°	.032	0.81	D	UR		017-576		017-676	
	0°	6°	.032	0.81		UL	M D	017-625		017-725	
	0°	6°	.032	0.81		UR		017-626		017-726	
	0°	6°	.032	0.81	D	UL		017-627		017-727	
	0°	6°	.032	0.81	D	UR		017-628		017-728	
Bicuspid	0°	0°	.036	0.91		UNIV	B M D	017-657	0	017-757	0
	0°	0°	.036	0.91	D	UL	B M D	017-659		017-759	
	0°	0°	.036	0.91	D	UR	B M D	017-658		017-758	
Mandibular											
Anterior	-1°	0°	.058	1.47		UNIV	B M D	017-419		017-519	
Cuspid	+7°	5°	.031	0.79		LL	B M D	017-579		017-679	
	+7°	5°	.031	0.79		LR	B M D	017-580		017-680	
	+7°	5°	.031	0.79	M	LL	B M D	017-611		-	
	+7°	5°	.031	0.79	M	LR	B M D	017-612		-	
	+7°	5°	.031	0.79	D	LL	B M D	017-581		017-681	
	+7°	5°	.031	0.79	D	LR	B M D	017-582		017-682	
First Bicuspid	-7°	0°	.036	0.91		UNIV		017-805		017-905	
	-7°	0°	.036	0.91	D	LL	B M D	017-807		017-907	
	-7°	0°	.036	0.91	D	LR	B M D	017-806		017-906	
Second Bicuspid	-11°	0°	.038	0.97		UNIV	B M D	017-586	0	017-686	0
	-11°	0°	.038	0.97	D	LL	B M D	017-587	0	017-687	0
	-11°	0°	.038	0.97	D	LR	B M D	017-588	0	017-688	0

B Brachyfacial **M** Mesofacial **D** Dolichofacial

Offset

Offset

Adding Prefix "3" is APC™ II Adhesive System –
Example: 3017-561

Adding Prefix "5" is APC™ PLUS Adhesive System –
Example: 5017-561

Note

3 APC™ II Brackets sold in units of five.

5 APC™ PLUS Brackets sold in units of five.

*3M version of this prescription.
No endorsement by the Doctor is implied.

Measurements are in millimeters unless otherwise noted.

Victory Series™ Brackets

Selection By Roth* Prescription

Maxillary	Torque	Ang.	In/Out		Hook	L/R	.018 in.		.022 in.	
			in.	mm						
Central	+14°	5°	.040	1.02		UL	017-401		017-501	
	+14°	5°	.040	1.02		UR	017-402		017-502	
Lateral	+7°	8°	.049	1.24		UL	017-403		017-503	
	+7°	8°	.049	1.24		UR	017-404		017-504	
Cuspid	-3°	10°	.032	0.81		UL	017-411		017-511	
	-3°	10°	.032	0.81		UR	017-412		017-512	
	-3°	10°	.032	0.81	D	UL	017-413		017-513	
	-3°	10°	.032	0.81	D	UR	017-414		017-514	
Bicuspid	-7°	0°	.036	0.91		UNIV	017-583	0	017-683	0
	-7°	0°	.036	0.91	D	UL	017-585	0	017-685	0
	-7°	0°	.036	0.91	D	UR	017-584	0	017-684	0
	-7°	0°	.036	0.91	M	UL	-		017-747	0
	-7°	0°	.036	0.91	M	UR	-		017-748	0
Mandibular										
Anterior	-1°	0°	.058	1.47		UNIV	017-419		017-519	
Cuspid	-7°	6°	.030	0.76		LL	017-427		017-527	
	-7°	6°	.030	0.76		LR	017-428		017-528	
	-7°	6°	.030	0.76	D	LL	017-429		017-529	
	-7°	6°	.030	0.76	D	LR	017-430		017-530	
First Bicuspid	-17°	0°	.039	0.99		UNIV	017-616	0	017-716	0
	-17°	0°	.039	0.99	D	LL	017-615	0	017-715	0
	-17°	0°	.039	0.99	D	LR	017-614	0	017-714	0
Second Bicuspid	-22°	0°	.033	0.84		UNIV	017-592	0	017-692	0
	-22°	0°	.033	0.84	D	LL	017-593	0	017-693	0
	-22°	0°	.033	0.84	D	LR	017-594	0	017-694	0

Offset

Offset

Adding Prefix "3" is APC™ II Adhesive System –
Example: 3017-401

Adding Prefix "5" is APC™ PLUS Adhesive System –
Example: 5017-401

Note

3 APC™ II Brackets sold in units of five.	5 APC™ PLUS Brackets sold in units of five.
*3M version of this prescription. No endorsement by the Doctor is implied.	Measurements are in millimeters unless otherwise noted.

Victory Series™ Brackets

Selection By Andrews* Prescription

Maxillary	Torque	Ang.	In/Out		Hook	L/R	.018 in.		.022 in.	
			in.	mm						
Central	+7°	5°	.040	1.02		UL	017-801		017-901	
	+7°	5°	.040	1.02		UR	017-802		017-902	
Lateral	+3°	9°	.049	1.24		UL	017-803		017-903	
	+3°	9°	.049	1.24		UR	017-804		017-904	
Cuspid	-3°	10°	.032	0.81		UL	017-411		017-511	
	-3°	10°	.032	0.81		UR	017-412		017-512	
	-3°	10°	.032	0.81	D	LL	017-413		017-513	
	-3°	10°	.032	0.81	D	LR	017-414		017-514	
Bicuspid	-7°	0°	.036	0.91		UNIV	017-583	0	017-683	0
	-7°	0°	.036	0.91	D	UL	017-585	0	017-685	0
	-7°	0°	.036	0.91	D	UR	017-584	0	017-684	0
	-7°	0°	.036	0.91	M	UL	-		017-747	0
	-7°	0°	.036	0.91	M	UR	-		017-748	0
Mandibular										
Anterior	-1°	0°	.058	1.47		UNIV	017-419		017-519	
Cuspid	-7°	6°	.030	0.76		LL	017-427		017-527	
	-7°	6°	.030	0.76		LR	017-428		017-528	
	-7°	6°	.030	0.76	D	LL	017-429		017-529	
	-7°	6°	.030	0.76	D	LR	017-430		017-530	
First Bicuspid	-17°	0°	.039	0.99		UNIV	017-616	0	017-716	0
	-17°	0°	.039	0.99	D	LL	017-615	0	017-715	0
	-17°	0°	.039	0.99	D	LR	017-614	0	017-714	0
Second Bicuspid	-22°	0°	.033	0.84		UNIV	017-592	0	017-692	0
	-22°	0°	.033	0.84	D	LL	017-593	0	017-693	0
	-22°	0°	.033	0.84	D	LR	017-594	0	017-694	0

Offset

Offset

Adding Prefix "3" is APC™ II Adhesive System –
Example: 3017-801

Adding Prefix "5" is APC™ PLUS Adhesive System –
Example: 5017-801

Note

3 APC™ II Brackets sold in units of five.

5 APC™ PLUS Brackets sold in units of five.

*3M version of this prescription.
No endorsement by the Doctor is implied.

Measurements are in millimeters unless otherwise noted.

Victory Series™ Brackets

Selection By Alexander* Prescription

Maxillary	Torque	Ang.	In/Out		Hook	L/R	.018 in.	.022 in.		
			in.	mm						
Central Twin	+14°	5°	.040	1.02		UL	017-401	017-501		
	+14°	5°	.040	1.02		UR	017-402	017-502		
Lateral Twin	+7°	8°	.049	1.24		UL	017-403	017-503		
	+7°	8°	.049	1.24		UR	017-404	017-504		
	+7°	8°	.049	1.24	D	UL	017-405	017-505		
	+7°	8°	.049	1.24	D	UR	017-406	017-506		
Lateral Single	+7°	8°	.049	1.24		UL	017-437	-		
	+7°	8°	.049	1.24		UR	017-438	-		
Cuspid Single	-3°	10°	.031	0.79		UL	017-407	017-507		
	-3°	10°	.031	0.79		UR	017-408	017-508		
	-3°	10°	.031	0.79	Hk	UL	017-409	017-509		
	-3°	10°	.031	0.79	Hk	UR	017-410	017-510		
Bicuspid Single	-7°	0°	.036	0.91		UNIV	017-415	0	017-515	0
	-7°	0°	.036	0.91	Hk	UNIV	-		017-516	
Mandibular										
Anterior Single	-5°	0°	.059	1.50		UNIV	017-420		017-520	
	-5°	0°	.059	1.50	Hk	UNIV	017-421		-	
Cuspid Single	-7°	6°	.027	0.69		LL	017-423		017-523*	
	-7°	6°	.027	0.69		LR	017-424		017-524*	
	-7°	6°	.027	0.69	Hk	LL	017-425		-	
	-7°	6°	.027	0.69	Hk	LR	017-426		-	
First Bicuspid Single	-11°	0°	.038	0.97		UNIV	017-431	0	017-531	
	-11°	0°	.038	0.97	Hk	UNIV	017-432	0	017-532	
Second Bicuspid Single	-17°	0°	.038	0.97		UNIV	017-433	0	017-533	
	-17°	0°	.038	0.97	Hk	UNIV	017-434		-	

*Available Uncoated only.

Adding Prefix "3" is APC™ II Adhesive System – Example: 3017-401

Adding Prefix "5" is APC™ PLUS Adhesive System – Example: 5017-401

Note

3 APC™ II Brackets sold in units of five.

5 APC™ PLUS Brackets sold in units of five.

*3M version of this prescription. No endorsement by the Doctor is implied.

Measurements are in millimeters unless otherwise noted.

Victory Series™ Brackets

Selection By Hilgers* Prescription

Maxillary	Torque	Ang.	In/Out		Hook	L/R	.018 in.		.022 in.	
			in.	mm						
Central	+22°	5°	.040	1.02		UL	017-561		017-661	
	+22°	5°	.040	1.02		UR	017-562		017-662	
Lateral	+14°	8°	.052	1.32		UL	017-569		017-669	
	+14°	8°	.052	1.32		UR	017-570		017-670	
Cuspid	+7°	10°	.032	0.81	D	UL	017-575		017-675	
	+7°	10°	.032	0.81	D	UR	017-576		017-676	
Bicuspid	-7°	0°	.036	0.91		UNIV	017-583	0	017-683	0
	-7°	0°	.036	0.91	D	UL	017-585	0	017-685	0
	-7°	0°	.036	0.91	D	UR	017-584	0	017-684	0
	-7°	0°	.036	0.91	M	UL	-		017-747	0
	-7°	0°	.036	0.91	M	UR	-		017-748	0
Mandibular										
Anterior	-1°	0°	.058	1.47		UNIV	017-419		017-519	
Cuspid	+7°	5°	.031	0.79		LL	017-579		017-679	
	+7°	5°	.031	0.79		LR	017-580		017-680	
	+7°	5°	.031	0.79	D	LL	017-581		017-681	
	+7°	5°	.031	0.79	D	LR	017-582		017-682	
	+7°	5°	.031	0.79	M	LL	017-611		-	
	+7°	5°	.031	0.79	M	LR	017-612		-	
First Bicuspid	-11°	0°	.038	0.97		UNIV	017-586	0	017-686	0
	-11°	0°	.038	0.97	D	LL	017-587	0	017-687	0
	-11°	0°	.038	0.97	D	LR	017-588	0	017-688	0
Second Bicuspid	-17°	0°	.039	0.99		UNIV	017-589	0	017-689	0
	-17°	0°	.039	0.99	D	LL	017-591	0	017-691	0
	-17°	0°	.039	0.99	D	LR	017-590	0	017-690	0
							Offset		Offset	

Adding Prefix "3" is APC™ II Adhesive System –
Example: 3017-561

Adding Prefix "5" is APC™ PLUS Adhesive System –
Example: 5017-561

Note

3 APC™ II Brackets sold in units of five.

5 APC™ PLUS Brackets sold in units of five.

*3M version of this prescription.
No endorsement by the Doctor is implied.

Measurements are in millimeters unless otherwise noted.

Victory Series™ Brackets

Selection By Ricketts* Prescription

Maxillary	Torque	Ang.	In/Out		Hook	L/R	.018 in.	.022 in.	Offset	
			in.	mm						
Central	+22°	5°	.040	1.02		UL	017-561	017-661		
	+22°	5°	.040	1.02		UR	017-562	017-662		
Lateral	+14°	8°	.052	1.32		UL	017-569	017-669		
	+14°	8°	.052	1.32		UR	017-570	017-670		
Cuspid	+7°	5°	.031	0.79		UL	017-605	-		
	+7°	5°	.031	0.79		UR	017-606	-		
	+7°	5°	.031	0.79	D	UL	017-607	017-707		
	+7°	5°	.031	0.79	D	UR	017-608	017-708		
	+7°	5°	.031	0.79	M	UL	017-609	017-709		
	+7°	5°	.031	0.79	M	UR	017-610	-		
Bicuspid	0°	0°	.036	0.91		UNIV	017-657	0	017-757	0
	0°	0°	.036	0.91	D	UL	017-659		017-759	
	0°	0°	.036	0.91	D	UR	017-658		017-758	
Mandibular										
Anterior	-1°	0°	.047	1.19		UNIV	017-660		017-760	
Cuspid	+7°	5°	.031	0.79		LL	017-579		017-679	
	+7°	5°	.031	0.79		LR	017-580		017-680	
	+7°	5°	.031	0.79	D	LL	017-581		017-681	
	+7°	5°	.031	0.79	D	LR	017-582		017-682	
	+7°	5°	.031	0.79	M	LL	017-611		-	
	+7°	5°	.031	0.79	M	LR	017-612		-	
First Bicuspid	0°	0°	.036	0.91		UNIV	017-599	0	017-699	0
	0°	0°	.036	0.91	D	LL	017-601*		017-701	0
	0°	0°	.036	0.91	D	LR	017-602*		017-702	0
Second Bicuspid	-11°	0°	.038	0.97		UNIV	017-586	0	017-686	0
	-11°	0°	.038	0.97	D	LL	017-587	0	017-687	0
	-11°	0°	.038	0.97	D	LR	017-588	0	017-688	0

*Available Uncoated only.

Adding Prefix "3" is APC™ II Adhesive System –
Example: 3017-561

Adding Prefix "5" is APC™ PLUS Adhesive System –
Example: 5017-561

Note

3 APC™ II Brackets sold in units of five.

5 APC™ PLUS Brackets sold in units of five.

*3M version of this prescription.
No endorsement by the Doctor is implied.

Measurements are in millimeters unless otherwise noted.

Victory Series™ Brackets

Selection By Samson* Prescription

Maxillary	Torque	Ang.	In/Out		Hook	L/R	.018 in.		.022 in.	
			in.	mm						
Central Phase 1	+22°	0°	.040	1.02		UL	017-563		017-663	
	+22°	0°	.040	1.02		UR	017-564		017-664	
Central Phase 2	+22°	5°	.040	1.02		UL	017-561		017-661	
	+22°	5°	.040	1.02		UR	017-562		017-662	
Lateral	+7°	8°	.049	1.24		UL	017-403		017-503	
	+7°	8°	.049	1.24		UR	017-404		017-504	
Cuspid	+7°	5°	.031	0.79		UL	017-605		-	
	+7°	5°	.031	0.79		UR	017-606		-	
	+7°	5°	.031	0.79	D	UL	017-607		017-707	
	+7°	5°	.031	0.79	D	UR	017-608		017-708	
	+7°	5°	.031	0.79	M	UL	017-609		-	
	+7°	5°	.031	0.79	M	UR	017-610		-	
Bicuspid	-7°	0°	.036	0.91		UNIV	017-583	0	017-683	0
	-7°	0°	.036	0.91	D	UL	017-585	0	017-685	0
	-7°	0°	.036	0.91	D	UR	017-584	0	017-684	0
	-7°	0°	.036	0.91	M	UL	-		017-747	
	-7°	0°	.036	0.91	M	UR	-		017-748	
Mandibular										
Anterior	0°	0°	.032	0.81		UNIV	017-603		017-703	
Cuspid	+7°	5°	.031	0.79		LL	017-579		017-679	
	+7°	5°	.031	0.79		LR	017-580		017-680	
	+7°	5°	.031	0.79	D	LL	017-581		017-681	
	+7°	5°	.031	0.79	D	LR	017-582		017-682	
	+7°	5°	.031	0.79	M	LL	017-611		-	
	+7°	5°	.031	0.79	M	LR	017-612		-	
First Bicuspid	-17°	0°	.039	0.99		UNIV	017-616	0	017-716	0
	-17°	0°	.039	0.99	D	LL	017-615	0	017-715	0
	-17°	0°	.039	0.99	D	LR	017-614	0	017-714	0
Second Bicuspid	-22°	0°	.033	0.84		UNIV	017-592	0	017-692	0
	-22°	0°	.033	0.84	D	LL	017-593	0	017-693	0
	-22°	0°	.033	0.84	D	LR	017-594	0	017-694	0
							Offset		Offset	

Adding Prefix "3" is APC™ II Adhesive System –
Example: 3017-563

Adding Prefix "5" is APC™ PLUS Adhesive System –
Example: 5017-563

Note

3 APC™ II Brackets sold in units of five.

5 APC™ PLUS Brackets sold in units of five.

*3M version of this prescription.
No endorsement by the Doctor is implied.

Measurements are in millimeters unless otherwise noted.

Victory Series™ Brackets

Selection By Bench* Prescription

Maxillary	Torque	Ang.	In/Out		Hook	L/R	.018 in.		.022 in.	
			in.	mm						
Central	+17°	5°	.040	1.02		UL	017-595		-	
	+17°	5°	.040	1.02		UR	017-596		-	
Lateral	+10°	8°	.049	1.24		UL	017-777		017-877	
	+10°	8°	.049	1.24		UR	017-778		017-878	
Cuspid	+7°	10°	.032	0.81	D	UL	017-575		017-675	
	+7°	10°	.032	0.81	D	UR	017-576		017-676	
Bicuspid	-7°	0°	.036	0.91		UNIV	017-583	0	017-683	0
	-7°	0°	.036	0.91	D	UL	017-585	0	017-685	0
	-7°	0°	.036	0.91	D	UR	017-584	0	017-684	0
	-7°	0°	.036	0.91	M	UL	-		017-747	
	-7°	0°	.036	0.91	M	UR	-		017-748	
Mandibular										
Anterior	-1°	0°	.058	1.47		UNIV	017-419		017-519	
Cuspid	+7°	5°	.031	0.79		LL	017-579		017-679	
	+7°	5°	.031	0.79		LR	017-580		017-680	
	+7°	5°	.031	0.79	D	LL	017-581		017-681	
	+7°	5°	.031	0.79	D	LR	017-582		017-682	
	+7°	5°	.031	0.79	M	LL	017-611		-	
	+7°	5°	.031	0.79	M	LR	017-612		-	
First Bicuspid	-11°	0°	.038	0.97		UNIV	017-586	0	017-686	0
	-11°	0°	.038	0.97	D	LL	017-587	0	017-687	0
	-11°	0°	.038	0.97	D	LR	017-588	0	017-688	0
Second Bicuspid	-22°	0°	.033	0.84		UNIV	017-592	0	017-692	0
	-22°	0°	.033	0.84	D	LL	017-593	0	017-693	0
	-22°	0°	.033	0.84	D	LR	017-594	0	017-694	0

Offset

Offset

Adding Prefix "3" is APC™ II Adhesive System –
Example: 3017-595

Adding Prefix "5" is APC™ PLUS Adhesive System –
Example: 5017-595

Note

3 APC™ II Brackets sold in units of five.

5 APC™ PLUS Brackets sold in units of five.

*3M version of this prescription.
No endorsement by the Doctor is implied.

Measurements are in millimeters unless otherwise noted.

Victory Series™ Brackets

Selection By Level Anchorage™ Prescription

Maxillary	Torque	Ang.	In/Out		Hook	L/R	.018 in.		.022 in.	
			in.	mm						
Central	+14°	5°	.040	1.02		UL	017-401		017-501	
	+14°	5°	.040	1.02		UR	017-402		017-502	
Lateral Twin	+7°	8°	.049	1.24		UL	017-403		017-503	
	+7°	8°	.049	1.24		UR	017-404		017-504	
Lateral Single	+7°	8°	.049	1.24		UL	017-437		-	
	+7°	8°	.049	1.24		UR	017-438		-	
Bicuspid Single	-7°	0°	.036	0.91		UNIV	017-415		017-515	
	-7°	0°	.036	0.91	Hk	UNIV	-		017-516	
Mandibular										
Anterior Single	-1°	0°	.058	1.47		UNIV	017-417		017-517*	
Cuspid Single	0°	6°	.040	1.02		LL	017-761*		-	
	0°	6°	.040	1.02		LR	017-762*		-	
First Bicuspid Single	-11°	-4°	.038	0.97		LL	017-765*		-	
	-11°	-4°	.038	0.97		LR	017-766*		-	
Second Bicuspid Single	-11°	-6°	.038	0.97		LL	017-767*		-	
	-11°	-6°	.038	0.97		LR	017-768*		-	

*Available Uncoated only.

Adding Prefix "3" is APC™ II Adhesive System –
Example: 3017-401

Adding Prefix "5" is APC™ PLUS Adhesive System –
Example: 5017-401

Victory Series Buccal Tubes Level Anchorage Prescription

	Torque	Offset	L/R	.018 in.		.022 in.	
Upper 1 ST	-10°	14°	L	068-817	1	068-917	
	-10°	14°	R	068-818	2	068-918	
Upper 2 ND	-10°	10°	L	067-831	1	067-931	1
	-10°	10°	R	067-832	2	067-932	2
Lower 1 ST	-25°	7°	L	067-803	3	067-903	3
	-25°	7°	R	067-804	4	067-904	4
Lower 2 ND	-25°	6°	L	067-837	3	067-937	3
	-25°	-6°	R	067-838	4	067-938	4

Adding Prefix "3" is APC™ II Adhesive System –
Example: 3068-817

Adding Prefix "5" is APC™ PLUS Adhesive System –
Example: 5068-817

Note

3 Appliance is available with APC™ II Adhesive Coated Appliance System.	5 Appliance is available with APC™ PLUS Adhesive Coated Appliance System with color change adhesive.
APC™ II Brackets sold in units of five. APC™ PLUS Brackets sold in units of five.	APC™ II Buccal Tubes sold in units of five. APC™ PLUS Buccal Tubes sold in units of four. Non-coated Buccal Tubes sold individually.
Measurements are in millimeters unless otherwise noted.	1 2 3 4 Buccal Tube is available with a bondable base.
For detailed buccal tube information see the Buccal Tubes section.	

Victory Series™ Brackets Case Kits

Victory Series™ Twin MBT™ Versatile+ Appliance System Brackets One Case Kits				
	Type	Hook	.018 in.	.022 in.
	U/L	5 × 5	-	017-551*
	U/L	5 × 5	Cuspid	017-452
				017-552

Adding Prefix "3" is APC™ II Adhesive System –
Example: 3017-451

Adding Prefix "5" is APC™ PLUS Adhesive System –
Example: 5017-451

*Not available with APC™ PLUS Adhesive.

Victory Series™ Brackets Roth* Prescription One Case Kits				
	Type	Hook	.018 in.	.022 in.
	U/L	5 × 5	Cuspid	017-447
	U/L	5 × 5	Cuspid/Bicuspid	017-448
				017-547
				017-548

Adding Prefix "3" is APC™ II Adhesive System –
Example: 3017-447

Adding Prefix "5" is APC™ PLUS Adhesive System –
Example: 5017-447

Victory Series™ Twin Brackets Alexander* Prescription One Case Kits				
	Type	Hook	.018 in.	.022 in.
	U/L	5 × 5	Lateral	017-460
				-

Note
 *3M version of this prescription.
 No endorsement by the Doctor is implied.

Victory Series™ V-Slot Brackets



Full contoured mesh base provides precision placement and consistent bonds.



The low profile torque-in-base design achieves level slot line-up and easy bracket placement.



Chamfered .018 x .018 V-slot allows easy insertion and removal of various auxiliaries to aid tooth alignment.

Victory Series Vertical Slot brackets deliver all the advantages of Victory Series brackets, along with the added benefits of vertical slot mechanics.

Our Victory Series V-Slot system was designed with you and your patient in mind. Chamfered vertical slots allow for easy

insertion and removal of various auxiliaries. Optional bicuspid brackets with gingival offsets provide increased bond strength. The integral ball hooks on cuspids and bicuspids allow for simultaneous use of auxiliaries.

The low bracket profile with domed tie-wings provides greater patient comfort with easy

ligation and enhanced mini metal esthetics. As with all Victory Series bracket systems, our color coded quadrant identification and APC™ Adhesive Coating System makes bracket selection user-friendly for both you and your staff. Victory Series Vertical Slot brackets: 3M Innovation working for you.

Victory Series™ V-Slot Brackets available with:

APC™ II Adhesive

Also available with APC™ Plus Adhesive pre-coating.

Victory Series™ V-Slot Brackets

Maxillary	Torque	Ang.	In/Out		Hook	L/R	.018 in.		.022 in.	
			in.	mm						
Central	+14°	5°	.048	1.22		UL	017-815		017-915	
	+14°	5°	.048	1.22		UR	017-814		017-914	
Lateral	+7°	8°	.057	1.45		UL	017-817		017-917	
	+7°	8°	.057	1.45		UR	017-816		017-916	
Cuspid	-3°	10°	.042	1.07		UL	017-819		017-919**	
	-3°	10°	.042	1.07		UR	017-818		017-918**	
	-3°	10°	.042	1.07	D	UL	017-823		017-923	
	-3°	10°	.042	1.07	D	UR	017-824		017-924	
Bicuspid	-7°	0°	.043	1.09		UNIV	017-820	0*	017-920	0
	-7°	0°	.043	1.09	D	UL	017-821	0	017-921	
	-7°	0°	.043	1.09	D	UR	017-822	0	017-922	
	-7°	0°	.043	1.09		UNIV	7017-820		7017-920	
Mandibular										
Anterior	-1°	0°	.064	1.63		UNIV	017-825		017-925	
Cuspid	-7°	6°	.041	1.04		LL	017-827**		017-927	
	-7°	6°	.041	1.04		LR	017-826**		017-926	
	-7°	6°	.041	1.04	D	LL	017-831		017-931	
	-7°	6°	.041	1.04	D	LR	017-830		017-930	
First Bicuspid	-17°	0°	.044	1.12		UNIV	017-828	0	017-928	0
	-17°	0°	.044	1.12	D	LL	-		017-933	
	-17°	0°	.044	1.12	D	LR	-		017-932	
	-17°	0°	.044	1.12		UNIV	7017-828		-	
Second Bicuspid	-22°	0°	.047	1.19		UNIV	017-829	0	017-929	0
	-22°	0°	.047	1.19		UNIV	7017-829		7017-929	
	-22°	0°	.047	1.19	D	LR	017-834		017-934	
	-22°	0°	.047	1.19	D	LL	017-835		017-935	

*Available Uncoated only.

**Available Uncoated and with APC™ II Adhesive only.

Offset

Offset

Adding Prefix "3" is APC™ II Adhesive System –
Example: 3017-815

Adding Prefix "5" is APC™ PLUS Adhesive System –
Example: 5017-815

Victory Series™ V-Slot Brackets Roth* One Case Kits

Type	Hook	.022 in.
U/L 5 × 5	Cuspid	017-557*
U/L 5 × 5	Cuspid/Bicuspid	017-558*

*Available Uncoated and with APC™ II Adhesive only.

Adding Prefix "3" is APC™ II Adhesive System –
Example: 3017-557

Note

3 APC™ II Brackets sold in units of five.	5 APC™ PLUS Brackets sold in units of five.
Measurements are in millimeters unless otherwise noted.	If part number is preceded with "7" prefix, available welded to bicuspid bands.
*3M version of this prescription. No endorsement by the Doctor is implied.	

Unitek™ Miniature Twin Metal Brackets



A micro-etched base features strength comparable to mesh.



Ample under tie-wing area means smoother and more secure ligation.

Torque-in-base design with compound base contour.

Unitek Miniature Twin Brackets provide all the proven clinical characteristics of full size twin brackets, in a smaller size for greater comfort and improved esthetics. Manufactured from sturdy 17-4 stainless steel, metal injection molded

Unitek Miniature Twin brackets incorporate a micro-etched base for bond strength equivalent to mesh. Also featured are easy-to-read permanent I.D. marks plus new tie-wing ink marks. In addition, Unitek Miniature Twin brackets include a smooth,

bi-directional hook for superior elastic engagement. Backed by 3M, the leader in orthodontic brackets and appliances for more than 70 years, Unitek Miniature Twin brackets promise outstanding performance for patients and practitioners alike.

Unitek™ Miniature Twin Metal Brackets available with:

APC™ II Adhesive

Also available with APC™ Plus Adhesive pre-coating.

Unitek™ Miniature Twin Metal Brackets Selection By MBT™ Versatile+ Appliance System

Maxillary	In/Out							.018 in.	.022 in.
	Torque	Ang.	in.	mm	Hook	D/R	L/R		
Central	+17°	+4°	.031	0.79			L	020-601	020-701
	+17°	+4°	.031	0.79			R	020-602	020-702
Lateral	+8°	+8°	.044	1.12			L	020-603	020-703
	+8°	+8°	.044	1.12			R	020-604	020-704
Cuspid	0°	+8°	.026	0.66	D/Hk		L	020-605	020-705
	0°	+8°	.026	0.66	D/Hk		R	020-606	020-706
Bicuspid	-7°	+0°	.028	0.71	D/Hk		L	020-607	020-707
	-7°	+0°	.028	0.71	D/Hk		R	020-608	020-708
Mandibular									
Anterior	-6°	0°	.044	1.12			L/R	020-609	020-709
Cuspid	0°	+3°	.018	0.46	D/Hk	6°	L	020-610	020-710
	0°	+3°	.018	0.46	D/Hk	6°	R	020-611	020-711
First	-12°	+2°	.030	0.76	D/Hk		L	020-612	020-712
Bicuspid	-12°	+2°	.030	0.76	D/Hk		R	020-613	020-713
Second	-17°	+2°	.029	0.74	D/Hk		L	020-614	020-714
Bicuspid	-17°	+2°	.029	0.74	D/Hk		R	020-615	020-715

Offset

Offset

Unitek Miniature Twin MBT Versatile+ Appliance System Brackets One Case Kits

	Type	Hook	.018 in.	.022 in.
U/L	5 × 5	Cuspid/Bicuspid	020-201	020-202
U/L	3 × 3	Cuspid	020-203	020-204

Note

Measurements are in millimeters unless otherwise noted.

Unitek™ Miniature Twin Metal Brackets

Selection By Roth* Prescription

	Torque	Ang.	In/Out		M/D	Hook	L/R	D/R			
			in.	mm	Width				.018 in.	.022 in.	
Maxillary											
Central	+12°	+5°	.031	0.79	3.5		L		017-201	017-301	
	+12°	+5°	.031	0.79	3.5		R		017-202	017-302	
Lateral	+8°	+9°	.044	1.12	3.0		L		017-203	017-303	
	+8°	+9°	.044	1.12	3.0		R		017-204	017-304	
Cuspid	0°	+11°	.026	0.66	3.5		L		017-205	017-305	
	0°	+11°	.026	0.66	3.5		R		017-206	017-306	
	0°	+11°	.026	0.66	3.5	D/Hk	L		017-207	017-307	
	0°	+11°	.026	0.66	3.5	D/Hk	R		017-208	017-308	
Bicuspid	-7°	0°	.028	0.71	3.0		UNIV		017-209	017-309	
	-7°	0°	.028	0.71	3.0		UNIV		7017-209	7017-309	
	-7°	0°	.028	0.71	3.0	D/Hk	L		017-211	017-311	
	-7°	0°	.028	0.71	3.0	D/Hk	L		7017-211	7017-311	
	-7°	0°	.028	0.71	3.0	D/Hk	R		017-212	017-312	
	-7°	0°	.028	0.71	3.0	D/Hk	R		7017-212	7017-312	
Mandibular											
	Anterior	-1°	0°	.044	1.12	2.4		L		017-213	017-313
	Cuspid	-11°	+5°	.018	0.46	3.0	D/Hk	L	6°	017-379	017-479
		-11°	+5°	.018	0.46	3.0	D/Hk	R	6°	017-380	017-480
		-11°	+5°	.028	0.71	3.0		L		017-215	017-315
		-11°	+5°	.028	0.71	3.0		R		017-216	017-316
		-11°	+5°	.028	0.71	3.0	D/Hk	L		017-217	017-317
		-11°	+5°	.028	0.71	3.0	D/Hk	R		017-218	017-318
	First Bicuspid	-17°	0°	.030	0.76	3.0		UNIV		017-219	017-319
		-17°	0°	.030	0.76	3.0		UNIV		7017-219	7017-319
		-17°	0°	.030	0.76	3.0	Hk	L		017-221	017-321
		-17°	0°	.030	0.76	3.0	D/Hk	L		7017-221	7017-321
		-17°	0°	.030	0.76	3.0	Hk	R		017-222	017-322
		-17°	0°	.030	0.76	3.0	D/Hk	R		7017-222	7017-322
	Second Bicuspid	-22°	0°	.029	0.74	3.0		UNIV		017-220	017-320
		-22°	0°	.029	0.74	3.0		UNIV		7017-220	7017-320
-22°		0°	.029	0.74	3.0	D/Hk	L		017-223	017-323	
-22°		0°	.029	0.74	3.0	D/Hk	L		7017-223	7017-323	
-22°		0°	.029	0.74	3.0	D/Hk	R		017-224	017-324	
-22°		0°	.029	0.74	3.0	D/Hk	R		7017-224	7017-324	

Note

3 APC™ II Brackets sold in units of five. **5** APC™ PLUS Brackets sold in units of five.

*3M version of this prescription.
No endorsement by the Doctor is implied.

Measurements are in millimeters unless otherwise noted.

Roth* Prescription Brackets pictured in most cases.

If part number is preceded with "7" prefix, available welded to bicuspid bands.

Offset

Offset

Adding Prefix "3" is APC™ II Adhesive System –
Example: 3017-201

Adding Prefix "5" is APC™ PLUS Adhesive System –
Example: 5017-201

Unitek™ Miniature Twin Metal Brackets

Unitek Miniature Twin Brackets Roth* Prescription One Case Kits

	Type	Hook	.018 in.	.022 in.
U/L	5 × 5	Cuspid/Bicuspid	017-102	017-104
U/L	5 × 5	Cuspid	017-112	017-114

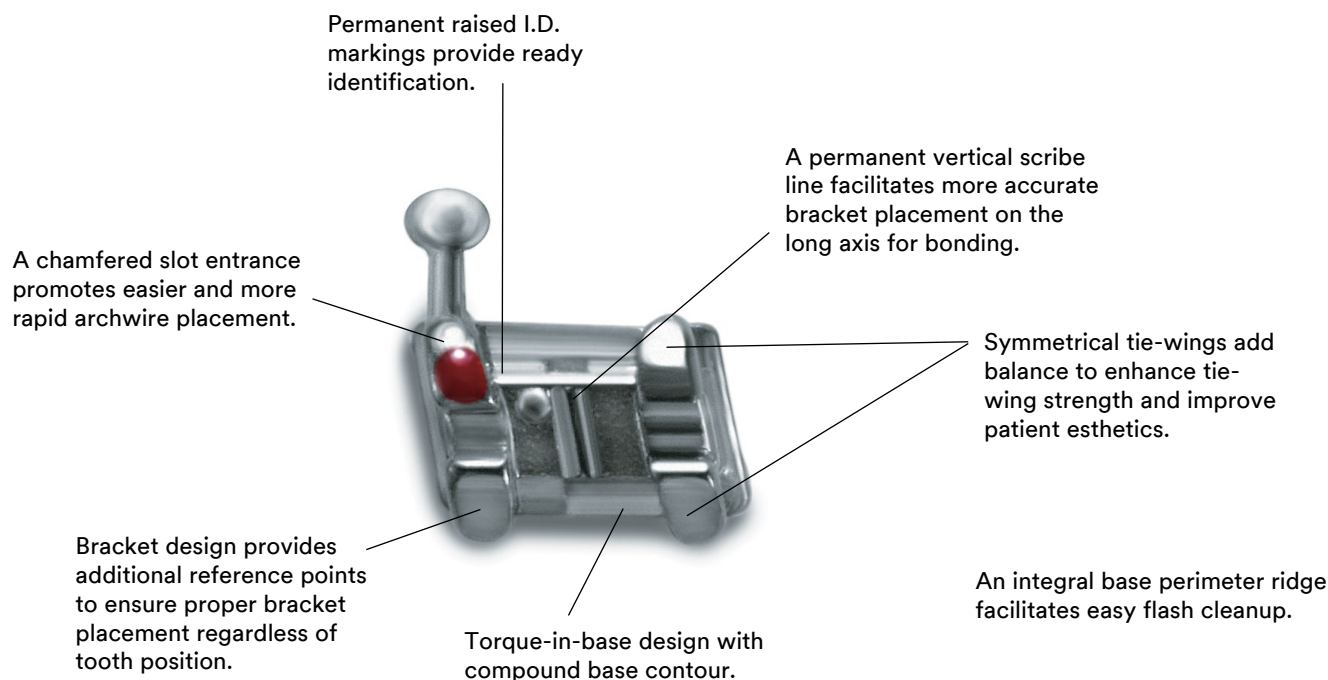
Adding Prefix "3" is APC™ II Adhesive System –
Example: 3017-102

Adding Prefix "5" is APC™ PLUS Adhesive System –
Example: 5017-102

Note

*3M version of this prescription.
No endorsement by the Doctor is implied.

Unitek™ Miniature Twin V-Slot Metal Brackets



Unitek Miniature Twin Vertical Slot Brackets have all the features you've come to expect in a twin bracket—and more. They're smaller, for greater comfort and improved esthetics.

And their metal injection molded, one-piece construction features a micro-etched base which provides bond strength comparable to mesh, and lower friction than machined brackets.

Also featured are easy-to-read, permanent I.D. marks plus new tie-wing ink marks.

A vertical scribe line facilitates more accurate placement, and the vertical slot adds treatment flexibility.

Vertical Slot (.020 x .020) accommodates a variety of auxiliaries, including a removable hook pin, which can be added when needed—or not, your choice. Unitek Miniature Twin Vertical Slot Brackets deliver outstanding performance for both patients and practitioners.



Removable Hook Pin
Removable hook pin auxiliary for elastics.
461-140 100/pk

Unitek™ Miniature Twin V-Slot Metal Brackets Selection By Roth* Prescription

	Torque	Ang.	In/Out		M/D		Hook	L/R	.018 in.	.022 in.
			in.	mm	Width					
Maxillary	+12°	+5°	.053	1.35	3.5				017-231	017-331
Central	+12°	+5°	.053	1.35	3.5				017-232	017-332
Lateral	+8°	+9°	.062	1.57	3.0				017-233	017-333
	+8°	+9°	.062	1.57	3.0				017-234	017-334
Cuspid	0°	+11°	.046	1.17	3.5				017-237	017-337
	0°	+11°	.046	1.17	3.5				017-238	017-338
0°	+11°	.046	1.22	3.5	D	L		017-389	017-489	
0°	+11°	.046	1.22	3.5	D	R		017-390	017-490	
Bicuspid	-7°	0°	.045	1.14	3.0				017-239	017-339
Mandibular										
Anterior	-1°	0°	.063	1.60	2.4				017-240	017-340
Cuspid	-11°	+5°	.048	1.22	3.0				017-241	017-341
	-11°	+5°	.048	1.22	3.0				017-242	017-342
-11°	+5°	.048	1.22	3.0	D	L		017-391	017-491	
-11°	+5°	.048	1.22	3.0	D	R		017-392	017-492	
First Bicuspid	-17°	0°	.050	1.27	3.0				017-243	017-343
Second Bicuspid	-22°	0°	.049	1.24	3.0				017-244	017-344

Offset

Offset

Adding Prefix "3" is APC™ II Adhesive System –
Example: 3017-231

Adding Prefix "5" is APC™ PLUS Adhesive System –
Example: 5017-231

Miniature Twin V-Slot Brackets Roth* Prescription One Case Kits				
	Type	Hook	.018 in.	.022 in.
U/L	5 × 5	Cuspid	-	017-134

Adding Prefix "3" is APC™ II Adhesive System –
Example: 3017-120

Adding Prefix "5" is APC™ PLUS Adhesive System –
Example: 5017-120

Note

3 APC™ II Brackets sold in units of five.	5 APC™ PLUS Brackets sold in units of five.
*3M version of this prescription. No endorsement by the Doctor is implied.	Measurements are in millimeters unless otherwise noted.

Unitek™ Miniature Twin V-Slot Metal Brackets Selection By Standard Edgewise Prescription

	Torque	Ang.	In/Out		M/D	Hook	L/R	.018 in.	.022 in.
			in.	mm	Width				
Maxillary									
Central	0°	0°	.047	1.19	3.5		UNIV	017-250*	017-350*
Lateral	0°	0°	.045	1.14	3.0		UNIV	017-251*	017-351*
Cuspid/Bi	0°	0°	.045	1.14	3.0		UNIV	017-249	017-349
Mandibular									
Anterior	0°	0°	.045	1.14	2.4		UNIV	017-252	017-352
Cuspid/Bi	0°	0°	.045	1.14	3.0		UNIV	017-249	017-349

*Available Uncoated only.

Note

3 APC™ II Brackets sold in units of five. **5** APC™ PLUS Brackets sold in units of five.

Measurements are in millimeters unless otherwise noted.

Level Anchorage™ Bracket System

With the Level Anchorage™ system, severity of the orthodontic malocclusion is quantified by ascribing numeric values to each of the existing variables. Analysis of these values determines specific treatment steps toward a selected and predictably attainable goal. Each step is allotted a certain time for completion and when the steps are added together, total treatment time is reliably estimated.

- Since each patient has a distinct diagnosis and is treated according to his/her treatment goal, a special appliance which can respond to this criteria is required. The Unitek Mini Uni-Twin™ appliance combines the rotational control of a twin, with the increased interbracket distance of a single.
- The correct torque, tip and in/out relationship is built into each bracket and buccal tube. This allows standardization to occur from which each step of treatment can be anticipated and accurately predicted. Anchorage is automatically set up and time consuming archwire bends are eliminated.
- In those cases where increased or additional anchorage is necessary, a “Major” Anchorage prescription should be used to increase the distal crown tip on those critical anchor teeth.
- The Unitek Mini Uni-Twin Level Anchorage appliance is available with or without APC™ Adhesive Coated Appliance System.

Level Anchorage™ System

Treatment Guide


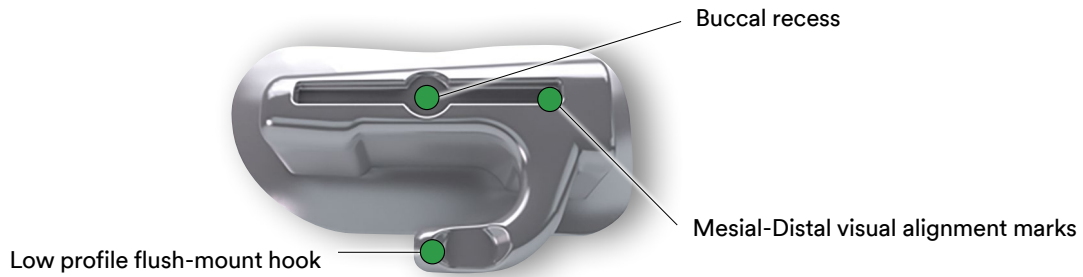
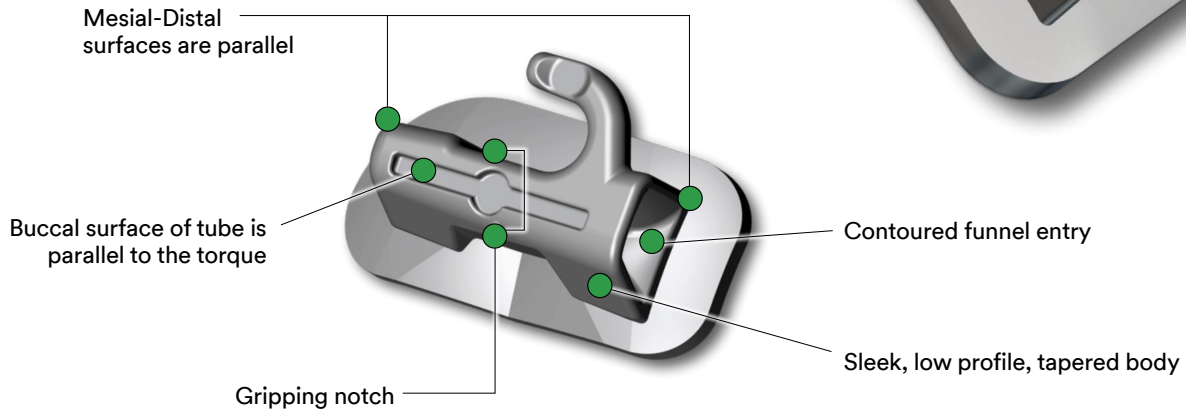
The Level Anchorage™ System Treatment Guide contains pages from the manual that have been reproduced on very heavy paper. The Treatment Guide was designed for orthodontists' use at chairside as a reference guide.

701-718

3M™ Victory Series™ Superior Fit Buccal Tubes	4.2
3M™ Victory Series™ Buccal Tubes	4.4
3M™ Victory Series™ Molar Bonding Bases	4.5
3M™ Victory Series™ First Molar Buccal Tubes.....	4.6
3M™ Victory Series™ Second Molar Buccal Tubes... 	4.13
3M™ Victory Series™ Second Molar Mini Tubes	4.15
3M™ Victory Series™ 2nd Bicuspid Tubes.....	4.15
Light Wire Buccal Tubes	4.16

Victory Series™ Superior Fit Buccal Tubes

Superior fit.
Outstanding comfort.
Low profile tubes.



Victory Series Superior Fit Buccal Tubes available with:

APC™ Flash-Free Adhesive

Also available with APC™ II Adhesive pre-coating.

MBT™ Versatile+ Appliance System

Victory Series™ Superior Fit Buccal Tubes

Designed with extensive user input, Victory Series Superior Fit Buccal Tubes take advantage of modern computer design tools to offer performance enhancements you can both see and feel when you place them.

Well thought-out features improve gripping, handling and visual cues during placement. A large compound-contour base results in improved ease of tube positioning. Inside, Victory Series Superior Fit Buccal Tubes feature an exclusive “contoured funnel” design for easy wire insertion, designed to eliminate sharp corners and edges that contribute to binding and notching of the archwire. A low profile flush-mount hook and sleek tapered body add to patient comfort, and available APC™ Adhesive pre-coating make Victory Series Superior Fit Buccal Tubes an ideal choice.



MBT™ System Prescription

Upper			Tube Length		0.018 in.		0.022 in.	
Tooth	Type	T/O	inches	mm	L	R	L	R
1st Molar	Single Convertible	-14T/10°	.170	4.3	069-5303	069-5314	069-6303	069-6314
1st Molar	Single Non-Convertible	-14T/10°	.187	4.7	069-5103	069-5114	069-6103	069-6114
1st Molar	Double Convertible	-14T/10°	.170	4.3	069-5153	069-5164	069-6153	069-6164
2nd Molar	Single Non-Convertible	-14T/10°	.147	3.7	069-3103	069-3114	069-4103	069-4114
Lower			Tube Length		0.018 in.		0.022 in.	
Tooth	Type	T/O	inches	mm	L	R	L	R
1st Molar	Single Convertible	-20T/0°	.170	4.3	069-5403	069-5414	069-6403	069-6414
1st Molar	Single Non-Convertible	-20T/0°	.187	4.7	069-5203	069-5214	069-6203	069-6214
1st Molar	Double Convertible	-20T/0°	.170	4.3	069-5253	069-5264	069-6253	069-6264
2nd Molar	Single Non-Convertible	-15T/0°	.147	3.7	069-3203	069-3214	069-4203	069-4214

Adding Prefix “4” is APC™ Flash-Free Adhesive System – Example: 4069-5303

Adding Prefix “3” is APC™ II Adhesive System – Example: 3069-5303

Check with 3M for availability of APC™ Adhesive Coating.

Roth* Prescription

Upper			Tube Length		0.018 in.		0.022 in.	
Tooth	Type	T/O	inches	mm	L	R	L	R
1st Molar	Single Convertible	-10T/7°	.170	4.3	069-5313	069-5324	069-6313	069-6324
1st Molar	Single Non-Convertible	-10T/7°	.187	4.7	069-5113	069-5124	069-6113	069-6124
1st Molar	Double Convertible	-10T/7°	.170	4.3	069-5163	069-5174	069-6163	069-6174
2nd Molar	Single Non-Convertible	-10T/6°	.147	3.7	069-3113	069-3124	069-4113	069-4124
Lower			Tube Length		0.018 in.		0.022 in.	
Tooth	Type	T/O	inches	mm	L	R	L	R
1st Molar	Single Convertible	-25T/6°	.170	4.3	069-5413	069-5424	069-6413	069-6424
1st Molar	Single Non-Convertible	-25T/6°	.187	4.7	069-5213	069-5224	069-6213	069-6224
1st Molar	Double Convertible	-25T/6°	.170	4.3	069-5263	069-5274	069-6263	069-6274
2nd Molar	Single Non-Convertible	-30T/6°	.147	3.7	069-3213	069-3224	069-4213	069-4224

*3M version of this prescription. No endorsement by the Doctor is implied.

Adding Prefix “4” is APC™ Flash-Free Adhesive System – Example: 4069-5113

Adding Prefix “3” is APC™ II Adhesive System – Example: 3069-5113

Check with 3M on local availability.

Victory Series™ Buccal Tubes

Our compact, technically advanced Victory Series Buccal Tubes include a trouble-free integral convertible cap that converts easily and consistently, every time. All you have to do is lift and peel. This exclusive cap also offers solid, one piece construction, eliminating the possibility of braze or solder materials that can leave a residue in the archwire slot.

Victory Series Buccal Tubes are designed with funneled and radiused entries on both the headgear tube and archwire slot, resulting in easy archwire insertion. Smooth, patient-friendly hooks improve comfort for your patients. You'll also appreciate the strong construction, low-profile design and distal notch that secures tie backs. Increasing patient comfort and providing you with a well-designed, reliable and predictable orthodontic solution.



Victory Series™ Molar Bonding Bases

Now you can achieve a stronger, more consistent bond in every case with the Victory Series Molar Bonding Base. Look closely at its profile and you'll see a curved anatomical design for optimal tube-to-tooth fit and a buccal indent that naturally conforms to the surface of the molar, making it easier to correctly position the buccal tube in place.

The micro-etched 80 gauge mesh, along with the buccal indent and the correct anatomical fit, are designed for increased bond strength. The buccal indent assists in more accurate tube positioning; a key advantage that can eliminate time-consuming archwire adjustments. And with the Victory Series Molar Bonding base, you'll never have to worry about having to use tooth separators for band placement.

For added convenience, two different sizes accommodate a wide array of buccal attachments.



Victory Series Molar Bonding Bases available with:

APC™ II Adhesive

Also available with APC™ PLUS Adhesive pre-coating.

MBT™ Versatile+ Appliance System

Victory Series™ First Molar Buccal Tubes

Upper Convertible Double Combination



Compatible with:

**Forsus™ Fatigue Resistant
Device EZ2 Module**

Slot Torque		Distal Offset	Headgear	Length	L/R	.018 Slot	.022 Slot
Arch							
0°		0°	.045	3.6 mm	UL	068-841	068-941
0°		0°	.045	3.6 mm	UR	068-842	068-942
0°		0°	.051	3.6 mm	UL	068-843	068-943
0°		0°	.051	3.6 mm	UR	068-844	068-944
0°		7°	.045	4.3 mm	UL	068-801	068-901
0°		7°	.045	4.3 mm	UR	068-802	068-902
0°		7°	.051	4.3 mm	UL	068-803	068-903
0°		7°	.051	4.3 mm	UR	068-804	068-904
0°		7°	.045	3.6 mm	UL	068-875	068-975
0°		7°	.045	3.6 mm	UR	068-874	068-974
-10°		7°	.045	4.3 mm	UL	068-805	068-905
-10°		7°	.045	4.3 mm	UR	068-806	068-906
-10°		7°	.051	4.3 mm	UL	068-807	068-907
-10°		7°	.051	4.3 mm	UR	068-808	068-908
-10°		7°	.045	3.6 mm	UL	068-871	068-971
-10°		7°	.045	3.6 mm	UR	068-870	068-970
-10°		7°	.051	3.6 mm	UL	068-873	068-973
-10°		7°	.051	3.6 mm	UR	068-872	068-972
-10°		14°	.045	4.3 mm	UL	068-809	068-909
-10°		14°	.045	4.3 mm	UR	068-810	068-910
-10°		14°	.051	4.3 mm	UL	068-811	068-911
-10°		14°	.051	4.3 mm	UR	068-812	068-912
-10°		14°	.045	3.6 mm	UL	068-879	068-979
-10°		14°	.045	3.6 mm	UR	068-878	068-978

Upper Convertible Double Combination - MBT™ Versatile+ Appliance System



Compatible with:

**Forsus™ Fatigue Resistant
Device EZ2 Module**

Slot Torque		Distal Offset	Headgear	Length	L/R	.018 Slot	.022 Slot	MBT™
Arch								
-14°		10°	.045	4.6 mm	UL	068-893	068-993	MBT™
-14°		10°	.045	4.6 mm	UR	068-894	068-994	MBT™
-14°		10°	.051	4.6 mm	UL	068-895	068-995	MBT™
-14°		10°	.051	4.6 mm	UR	068-896	068-996	MBT™

Victory Series™ First Molar Buccal Tubes

Upper Convertible Double Combination With Gingival Headgear Tube



Slot Torque		Distal Offset	Headgear	Length	L/R	.018 Slot	.022 Slot	
Arch								
-10°		7°	.045	4.3 mm	UL	068-821	068-921	
-10°		7°	.045	4.3 mm	UR	068-822	068-922	
-14°		10°	.045	4.3 mm	UL	068-885	068-985	MBT™
-14°		10°	.045	4.3 mm	UR	068-886	068-986	MBT™
-14°		10°	.051	4.3 mm	UL	068-887	068-987	MBT™
-14°		10°	.051	4.3 mm	UR	068-888	068-988	MBT™

Upper Convertible Double



Slot Torque		Distal Offset	Length	L/R	.018 Slot		.022 Slot	
Arch	Aux							
0°	0°	0°	3.6 mm	UL	068-849	1	068-949	1
0°	0°	0°	3.6 mm	UR	068-850	2	068-950	2
-10°	0°	7°	3.6 mm	UL	068-851	1	068-951	1
-10°	0°	7°	3.6 mm	UR	068-852	2	068-952	2

Base

Adding Prefix "3" is APC™ II Adhesive System – Example: 3068-849

Adding Prefix "5" is APC™ PLUS Adhesive System – Example: 5068-849

Upper Convertible Double Differentiated Slot



Slot Torque		Distal Offset	Main	Aux	Length	L/R	.018 Slot	.022 Slot
Arch	Aux							
0°	0°	0°	.022	.018	3.6 mm	UL/LR	-	068-953
0°	0°	0°	.022	.018	3.6 mm	UR/LL	-	068-954

Note

3 Use this prefix to order APC™ II Adhesive Coated Appliance System.	5 Use this prefix to order APC™ PLUS Adhesive Coated Appliance System with color change adhesive.
APC™ II Buccal Tubes sold in units of five. APC™ PLUS Buccal Tubes sold in units of four. Non-Coated Buccal Tubes sold individually.	Measurements are in millimeters unless otherwise noted.
1 2 3 4	Buccal Tube is available with a bondable base.

Victory Series™ First Molar Buccal Tubes

Upper Convertible Triple Combination - Occlusal Headgear



Compatible with:

**Forsus™ Fatigue Resistant
Device EZ2 Module**

Slot Torque		Distal Offset	Headgear	Length	L/R	.018 Slot	.022 Slot	
Arch	Aux							
0°	0°	0°	.045	3.6 mm	UL	068-845	068-945	
0°	0°	0°	.045	3.6 mm	UR	068-846	068-946	
0°	0°	0°	.051	3.6 mm	UL	068-847	068-947	
0°	0°	0°	.051	3.6 mm	UR	068-848	068-948	
0°	0°	15°	.045	4.0 mm	UL	068-825	-	
0°	0°	15°	.045	4.0 mm	UR	068-826	-	
-10°	0°	7°	.045	3.6 mm	UL	068-813	068-913	
-10°	0°	7°	.045	3.6 mm	UR	068-814	068-914	
-10°	0°	7°	.051	3.6 mm	UL	068-815	068-915	
-10°	0°	7°	.051	3.6 mm	UR	068-816	068-916	
-10°	0°	14°	.045	3.6 mm	UL	068-817	068-917	
-10°	0°	14°	.045	3.6 mm	UR	068-818	068-918	
-10°	0°	14°	.051	3.6 mm	UL	068-819	068-919	
-10°	0°	14°	.051	3.6 mm	UR	068-820	068-920	
-14°	0°	10°	.045	4.3 mm	UL	068-889	068-989	MBT™
-14°	0°	10°	.045	4.3 mm	UR	068-890	068-990	MBT™
-14°	0°	10°	.051	4.3 mm	UL	068-891	068-991	MBT™
-14°	0°	10°	.051	4.3 mm	UR	068-892	068-992	MBT™

MBT™
MBT™
MBT™
MBT™

Upper Convertible Triple Combination Differentiated Slot



Compatible with:

**Forsus™ Fatigue Resistant
Device EZ2 Module**

Slot Torque		Distal Offset	Headgear	Main	Aux	Length	L/R	.018 Slot	.022 Slot
Arch	Aux								
-10°	0°	14°	.045	.018	.022	3.6 mm	UL	068-853	-
-10°	0°	14°	.045	.018	.022	3.6 mm	UR	068-854	-
-10°	0°	7°	.045	.022	.018	3.6 mm	UL	-	068-959
-10°	0°	7°	.045	.022	.018	3.6 mm	UR	-	068-960
0°	0°	0°	.045	.022	.018	3.6 mm	UL	-	068-957
0°	0°	0°	.045	.022	.018	3.6 mm	UR	-	068-958

Victory Series™ First Molar Buccal Tubes

Upper Convertible Single



Slot Torque		Distal Offset	Length	L/R	.018 Slot		.022 Slot	
Arch					Base	Jumbo Base	Base	Jumbo Base
0°		0°	3.6 mm	UL	067-808	1	067-908	1
0°		0°	3.6 mm	UR	067-807	2	067-907	2
0°		6°	3.6 mm	UL	067-810	1	067-910	1
0°		6°	3.6 mm	UR	067-809	2	067-909	2
-10°		7°	4.3 mm	UL	068-823	1 8	068-923	1 8
-10°		7°	4.3 mm	UR	068-824	2 8	068-924	2 8

Adding Prefix "3" is APC™ II Adhesive System – Example: 3067-808

Adding Prefix "5" is APC™ PLUS Adhesive System – Example: 5067-808

Upper Convertible Single - MBT™ Versatile+ Appliance System



Slot Torque		Distal Offset	Length	L/R	.018 Slot		.022 Slot		MBT™
Arch					Base	Jumbo Base	Base	Jumbo Base	
-14°		10°	4.0 mm	UL	068-897	1 8	068-997	1 8	MBT™
-14°		10°	4.0 mm	UR	068-898	2 8	068-998	2 8	MBT™

Adding Prefix "3" is APC™ II Adhesive System – Example: 3068-897

Adding Prefix "5" is APC™ PLUS Adhesive System – Example: 5068-897

Upper 1ST Non-Convertible Single - Funneled



Slot Torque		Distal Offset	Length	L/R	.018 Slot		.022 Slot		MBT™
Arch					Base	Jumbo Base	Base	Jumbo Base	
-14°		10°	4.6 mm	UL	067-879	1 8	067-979	1 8	MBT™
-14°		10°	4.6 mm	UR	067-878	2 8	067-978	2 8	MBT™

Adding Prefix "3" is APC™ II Adhesive System – Example: 3067-879

Adding Prefix "5" is APC™ PLUS Adhesive System – Example: 5067-879

Note

3 Use this prefix to order APC™ II Adhesive Coated Appliance System.	5 Use this prefix to order APC™ PLUS Adhesive Coated Appliance System with color change adhesive.
APC™ II Buccal Tubes sold in units of five. APC™ PLUS Buccal Tubes sold in units of four. Non-Coated Buccal Tubes sold individually.	Measurements are in millimeters unless otherwise noted.
1 2 3 4 Buccal Tube is available with a bondable base.	8 Use this prefix to order the large contoured Jumbo Base.

Victory Series™ First Molar Buccal Tubes

Upper Non-Convertible Double Combination



Slot Torque		Distal Offset	Headgear	Length	L/R	.018 Slot	.022 Slot
Arch							
0°		0°	.045	5.1 mm	UL	068-861	068-961
0°		0°	.045	5.1 mm	UR	068-862	068-962
0°		0°	.051	5.1 mm	UL	068-863	068-963
0°		0°	.051	5.1 mm	UR	068-864	068-964
0°		6°	.045	5.1 mm	UL	-	068-965
0°		6°	.045	5.1 mm	UR	-	068-966
0°		6°	.051	5.1 mm	UL	068-867	068-967
0°		6°	.051	5.1 mm	UR	068-868	068-968

Upper Non-Convertible Triple Combination



Compatible with:

Forsus™ Fatigue Resistant Device EZ2 Module

Slot Torque		Distal Offset	Headgear	Hook	Length	L/R	.018 Slot	.022 Slot	
Arch	Aux								
0°	0°	0°	.045	CTR	4.3 mm	UNIV	068-882	068-982	*
0°	0°	0°	.051	CTR	4.3 mm	UNIV	068-883	068-983	*
0°	0°	0°	.045	MES	4.3 mm	UL	068-601	-	**
0°	0°	0°	.045	MES	4.3 mm	UR	068-602	-	**

Lower Convertible Single



Slot Torque		Distal Offset	Length	L/R	.018 Slot	.022 Slot
Arch						
0°		0°	3.6 mm	LL	067-807	067-907
0°		0°	3.6 mm	LR	067-808	067-908
0°		6°	3.6 mm	LL	067-809	067-909
0°		6°	3.6 mm	LR	067-810	067-910
-10°		0°	4.3 mm	LR	067-813	067-913
-10°		0°	4.3 mm	LL	067-814	067-914
-25°		6°	3.6 mm	LL	067-851	067-951
-25°		6°	3.6 mm	LR	067-850	067-950
-25°		6°	4.3 mm	LL	067-801	067-901
-25°		6°	4.3 mm	LR	067-802	067-902
-20°		0°	4.3 mm	LL	067-819	067-919
-20°		0°	4.3 mm	LR	067-820	067-920
-25°		0°	4.3 mm	LL	067-817	067-917
-25°		0°	4.3 mm	LR	067-818	067-918

MBT™
MBT™

Base
Jumbo Base

Base
Jumbo Base

Adding Prefix "3" is APC™ II Adhesive System – Example: 3067-807

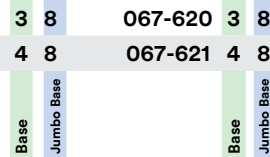
Adding Prefix "5" is APC™ PLUS Adhesive System – Example: 5067-807

Victory Series™ First Molar Buccal Tubes

Lower 1ST Convertible Single Low Profile



Slot Torque		Distal Offset	Length	L/R	.018 Slot			.022 Slot			MBT™
Arch					3	8	3	8	3	8	
-20°		0°	4.3 mm	LL	067-520	3	8	067-620	3	8	MBT™
-20°		0°	4.3 mm	LR	067-521	4	8	067-621	4	8	MBT™



Adding Prefix "3" is APC™ II Adhesive System – Example: 3067-520

Adding Prefix "5" is APC™ PLUS Adhesive System – Example: 5067-520

Lower 1ST Non-Convertible Single - Funneled



Slot Torque		Distal Offset	Length	L/R	.018 Slot			.022 Slot			MBT™
Arch					3	8	3	8	3	8	
-20°		0°	4.6 mm	LL	067-877	3	8	067-977	3	8	MBT™
-20°		0°	4.6 mm	LR	067-876	4	8	067-976	4	8	MBT™



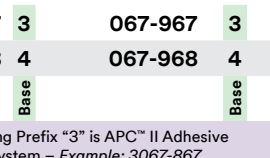
Adding Prefix "3" is APC™ II Adhesive System – Example: 3067-877

Adding Prefix "5" is APC™ PLUS Adhesive System – Example: 5067-877

Lower Non-Convertible Single



Slot Torque		Distal Offset	Length	L/R	.018 Slot		.022 Slot		MBT™
Arch					3	4	3	4	
-20°		0°	4.3 mm	LL	067-867	3	067-967	3	MBT™
-20°		0°	4.3 mm	LR	067-868	4	067-968	4	MBT™



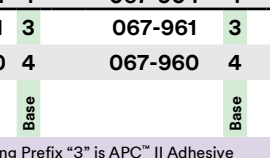
Adding Prefix "3" is APC™ II Adhesive System – Example: 3067-867

Adding Prefix "5" is APC™ PLUS Adhesive System – Example: 5067-867

Lower Convertible Double



Slot Torque		Distal Offset	Length	L/R	.018 Slot		.022 Slot		MBT™
Arch	Aux				3	4	3	4	
0°	0°	0°	3.6 mm	LL	068-850	3	068-950	3	MBT™
0°	0°	0°	3.6 mm	LR	068-849	4	068-949	4	
-25°	0°	7°	3.6 mm	LL	067-803	3	067-903	3	MBT™
-25°	0°	7°	3.6 mm	LR	067-804	4	067-904	4	
-20°	0°	0°	4.3 mm	LL	067-861	3	067-961	3	MBT™
-20°	0°	0°	4.3 mm	LR	067-860	4	067-960	4	



Adding Prefix "3" is APC™ II Adhesive System – Example: 3068-850

Adding Prefix "5" is APC™ PLUS Adhesive System – Example: 5068-850

Note

3 Use this prefix to order APC™ II Adhesive Coated Appliance System.	5 Use this prefix to order APC™ PLUS Adhesive Coated Appliance System with color change adhesive.
APC™ II Buccal Tubes sold in units of five. APC™ PLUS Buccal Tubes sold in units of four. Non-Coated Buccal Tubes sold individually.	Measurements are in millimeters unless otherwise noted.
1 2 3 4 Buccal Tube is available with a bondable base.	8 Use this prefix to order the large contoured Jumbo Base.

Victory Series™ First Molar Buccal Tubes

Lower Convertible Double Differentiated Slot

Slot Torque		Distal Offset	Main	Aux	Length	L/R	.018 Slot	.022 Slot
Arch	Aux							
-25°	0°	7°	.022	.018	3.6 mm	LL	-	067-955
-25°	0°	7°	.022	.018	3.6 mm	LR	-	067-956

Lower Lip Bumper Convertible Double



Slot Torque		Distal Offset	Lip Bumper	Length	L/R	.018 Slot	.022 Slot
Arch	Aux						
-25°		5°	.045	4.3 mm	LL	061-251	061-351
-25°		5°	.045	4.3 mm	LR	061-252	061-352

Lower Lip Bumper Convertible Triple



Slot Torque		Distal Offset	Lip Bumper	Length	L/R	.018 Slot	.022 Slot
Arch	Aux						
-25°	0°	5°	.045	4.3 mm	LL	067-811	067-911
-25°	0°	5°	.045	4.3 mm	LR	067-812	067-912

Upper/Lower Non-Convertible Double



Slot Torque		Distal Offset	Length	L/R	.018 Slot	.022 Slot
Arch	Aux					
0°	0	0°	4.3 mm	UNIV	067-843	067-943

Victory Series™ Second Molar Buccal Tubes

Upper Second Non-Convertible Single - Funneled



Slot Torque		Distal Offset	Length	L/R	.018 Slot		.022 Slot		MBT™/Sondhi
Arch									
-19°		8°	3.9 mm	UL	067-873	1	067-973	1	MBT™/Sondhi
-19°		8°	3.9 mm	UR	067-872	2	067-972	2	MBT™/Sondhi

Adding Prefix "3" is APC™ II Adhesive System – Example: 3067-873

Adding Prefix "5" is APC™ PLUS Adhesive System – Example: 5067-873

Upper Second Non-Convertible Single with Distal Notch



Slot Torque		Distal Offset	Length	L/R	.018 Slot		.022 Slot		MBT™
Arch									
-10°		6°	3.6 mm	UL	067-829	1	067-929	1	MBT™
-10°		6°	3.6 mm	UR	067-830	2	067-930	2	
-10°		10°	3.6 mm	UL	067-831	1	067-931	1	MBT™
-10°		10°	3.6 mm	UR	067-832	2	067-932	2	
-14°		10°	4.3 mm	UL	067-857	1	067-957	1	MBT™
-14°		10°	4.3 mm	UR	067-858	2	067-958	2	

Adding Prefix "3" is APC™ II Adhesive System – Example: 3067-829

Adding Prefix "5" is APC™ PLUS Adhesive System – Example: 5067-829

Upper/Lower Second Non-Convertible Single with Distal Notch

Slot Torque		Distal Offset	Length	L/R	.018 Slot		.022 Slot	
Arch								
0°		0°	3.6 mm	UL	067-825	1	067-925	1
0°		0°	3.6 mm	UR	067-826	2	067-926	2
0°		0°	3.6 mm	LL	067-826	3	067-926	3
0°		0°	3.6 mm	LR	067-825	4	067-925	4
0°		6°	3.6 mm	UL	067-827	1	067-927	1
0°		6°	3.6 mm	UR	067-828	2	067-928	2
0°		6°	3.6 mm	LL	067-828	3	067-928	3
0°		6°	3.6 mm	LR	067-827	4	067-927	4

Adding Prefix "3" is APC™ II Adhesive System – Example: 3067-825

Adding Prefix "5" is APC™ PLUS Adhesive System – Example: 5067-825

Note

3 Use this prefix to order APC™ II Adhesive Coated Appliance System.	5 Use this prefix to order APC™ PLUS Adhesive Coated Appliance System with color change adhesive.
APC™ II Buccal Tubes sold in units of five. APC™ PLUS Buccal Tubes sold in units of four. Non-Coated Buccal Tubes sold individually.	Measurements are in millimeters unless otherwise noted.
1 2 3 4 Buccal Tube is available with a bondable base.	

Victory Series™ Second Molar Buccal Tubes



Lower Second Non-Convertible Single - Funneled

Slot Torque		Distal Offset	Length	L/R	.018 Slot	.022 Slot	MBT™
Arch							
-10°		0°	3.6 mm	LL	067-536 3	067-636 3	MBT™
-10°		0°	3.6 mm	LR	067-537 4	067-637 4	MBT™
-25°		6°	3.6 mm	LL	067-538 3	067-638 3	
-25°		6°	3.6 mm	LR	067-539 4	067-639 4	

Adding Prefix "3" is APC™ II Adhesive System – Example: 3067-536

Adding Prefix "5" is APC™ PLUS Adhesive System – Example: 5067-536

Lower Second Non-Convertible Single with Distal Notch and Hook

Slot Torque		Distal Offset	Length	L/R	.018 Slot	.022 Slot
Arch						
0°		0°	5.1 mm	UL/LR	067-844	067-944
0°		0°	5.1 mm	UR/LL	067-845	067-945
0°		6°	5.1 mm	UL/LR	067-846	067-946
0°		6°	5.1 mm	UR/LL	067-847	067-947

Lower Second Non-Convertible Single with Distal Notch

Slot Torque		Distal Offset	Length	L/R	.018 Slot	.022 Slot	MBT™
Arch							
-10°		0°	4.3 mm	LL	067-816 3	067-916 3	MBT™
-10°		0°	4.3 mm	LR	067-815 4	067-915 4	MBT™
-25°		6°	3.6 mm	LL	067-837 3	067-937 3	
-25°		6°	3.6 mm	LR	067-838 4	067-938 4	
-25°		10°	3.6 mm	LL	067-839 3	067-939 3	
-25°		10°	3.6 mm	LR	067-840 4	067-940 4	
-30°		6°	3.6 mm	LL	067-835 3	067-935 3	
-30°		6°	3.6 mm	LR	067-836 4	067-936 4	

Adding Prefix "3" is APC™ II Adhesive System – Example: 3067-816

Adding Prefix "5" is APC™ PLUS Adhesive System – Example: 5067-816

Note

3 Use this prefix to order APC™ II Adhesive Coated Appliance System.

5 Use this prefix to order APC™ PLUS Adhesive Coated Appliance System with color change adhesive.

APC™ II Buccal Tubes sold in units of five. APC™ PLUS Buccal Tubes sold in units of four. Non-Coated Buccal Tubes sold individually.

Measurements are in millimeters unless otherwise noted.

1 2 3 4 Buccal Tube is available with a bondable base.

Victory Series™ Second Molar Mini Tubes

Victory Series™ 2nd Bicuspid Tubes

Buccal Tubes For Partially Erupted Second Molars

Upper Victory Series™ Mini Tube



Slot Torque		Distal Offset	Length	L/R	.018 Slot	.022 Slot
Arch						
0°		0°	2.5 mm	UR	066-4092	066-5092
0°		0°	2.5 mm	UL	066-4101	066-5101
-10°		0°	2.5 mm	UR	066-4112	066-5112
-10°		0°	2.5 mm	UL	066-4121	066-5121
-14°		0°	2.5 mm	UR	066-4082	066-5082
-14°		0°	2.5 mm	UL	066-4071	066-5071

MBT™
MBT™

Adding Prefix "3" is APC™ II Adhesive System – Example: 3066-4092

Adding Prefix "5" is APC™ PLUS Adhesive System – Example: 5066-4092

Lower Victory Series™ Mini Tube

Slot Torque		Distal Offset	Length	L/R	.018 Slot	.022 Slot
Arch						
0°		0°	2.5 mm	LR	066-4024	066-5024
0°		0°	2.5 mm	LL	066-4013	066-5013
-10°		0°	2.5 mm	LR	066-4044	066-5044
-10°		0°	2.5 mm	LL	066-4033	066-5033
-25°		0°	2.5 mm	LR	066-4064	066-5064
-25°		0°	2.5 mm	LL	066-4053	066-5053

MBT™
MBT™

Adding Prefix "3" is APC™ II Adhesive System – Example: 3066-4024

Adding Prefix "5" is APC™ PLUS Adhesive System – Example: 5066-4024

These tubes are direct bond only, not available welded to bands.



Victory Series 2nd Bicuspid Tubes

058-801	0	Lower Left 2nd Bicuspid Tube .018 Slot	(-17° torque, 2° angulation)
058-802	0	Lower Right 2nd Bicuspid Tube .018 Slot	(-17° torque, 2° angulation)
058-803	0	Upper Left / Right 2nd Bicuspid Tube .018 Slot	(-7° torque, 0° angulation)
058-901	0	Lower Left 2nd Bicuspid Tube .022 Slot	(-17° torque, 2° angulation)
058-902	0	Lower Right 2nd Bicuspid Tube .022 Slot	(-17° torque, 2° angulation)
058-903	0	Upper Left / Right 2nd Bicuspid Tube .022 Slot	(-7° torque, 0° angulation)

MBT™
MBT™
MBT™
MBT™
MBT™
MBT™

Offset Base

Adding Prefix "3" is APC™ II Adhesive System – Example: 3058-801

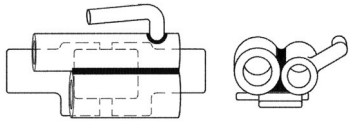
Adding Prefix "5" is APC™ PLUS Adhesive System – Example: 5058-801

Note

3 Use this prefix to order APC™ II Adhesive Coated Appliance System.	5 Use this prefix to order APC™ PLUS Adhesive Coated Appliance System with color change adhesive.
APC™ II Buccal Tubes sold in units of five. APC™ PLUS Buccal Tubes sold in units of four. Non-Coated Buccal Tubes sold individually.	Measurements are in millimeters unless otherwise noted.
1 2 3 4	Buccal Tube is available with a bondable base.

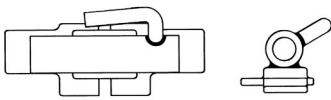
Light Wire Buccal Tubes

Upper First Molars



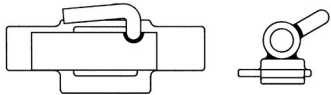
V-Slot Size	Distal Offset	Light Wire Tube I.D.	Headgear I.D.	Headgear Length	Light Wire Length	L/R	Order Number
-	6°	.036	.045	4.5 mm	6.5 mm	UL	046-013
-	6°	.036	.045	4.5 mm	6.5 mm	UR	046-014

Upper/Lower First Molars with Vertical Slot



V-Slot Size	Distal Offset	Light Wire Tube I.D.	Headgear I.D.	Headgear Length	Light Wire Length	L/R	Order Number
.021 x .021	0°	.036			6.5 mm	UL/LR	046-146
.021 x .021	0°	.036			6.5 mm	LL/UR	046-147
.021 x .021	6°	.036			6.5 mm	UL/LR	046-176
.021 x .021	6°	.036			6.5 mm	LL/UR	046-177

Upper/Lower First Molars



Distal Offset	Light Wire Tube I.D.	Headgear I.D.	Headgear Length	Light Wire Length	L/R	Order Number
0°	.036			4.5 mm	UL/LR	046-114
					LL/UR	046-115

All Light Wire Buccal Tubes have hooks unless specified.

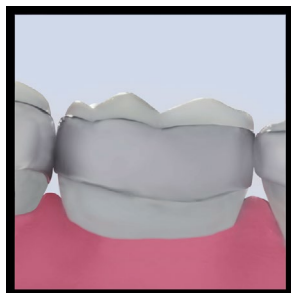
3M™ Victory Series™ First Molar Bands.....	5.2
3M™ Victory Series™ Second Molar Bands.....	5.6
3M™ Unitek™ General Purpose Molar Bands.....	5.10
3M™ Unitek™ Pedodontic Molar Bands.....	5.11
3M™ Unitek™ Proportioned Bicuspid Bands.....	5.12
3M™ Unitek™ General Purpose Bicuspid Bands.....	5.14
3M™ Unitek™ Contoured Bicuspid Bands.....	5.16
Lingual Sheaths.....	5.17
Lingual Attachments.....	5.18
Modular Band/Bond Kit Organizers.....	5.19
RxWeld Service.....	5.20
Torqued Attachments.....	5.21
Light Wire Attachments.....	5.22
Standard Edgewise Welding Reference.....	5.22
Weld Positioning.....	5.23
3M™ MBT™ Versatile+ Appliance System	
First Molars.....	5.23
3M™ MBT™ Versatile+ Appliance System	
Second Molars.....	5.24
Standard First Molars.....	5.25
Standard Second Molars.....	5.26
Comparison of Prescriptions	
Weld Positioning for Upper First Molar.....	5.27
Weld Positioning for Lower First Molar.....	5.28
Weld Positioning for Upper Second Molar.....	5.29
Weld Positioning for Lower Second Molar.....	5.30
Lingual Molar Attachments.....	5.31

Victory Series™ Narrow Contoured First Molar Bands



Maxillary – Victory Series Narrow Contoured Molar Bands

- Permanent laser ID marking
- Straight interproximal walls for reduced separation
- Reduced gingival/occlusal dimensions for less occlusal and gingival interferences
- Micro-etched inner surface for increased retention
- Curved festooned occlusal interproximal
- Increased occlusal “edge” strength for reduced deformation



Mandibular – Victory Series
Narrow Contoured Molar Bands

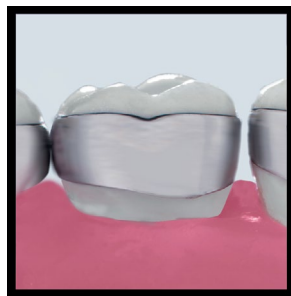


Victory Series™ Narrow Contoured First Molar Bands

		Kit	Trial	Introduction	Professional	Master
Micro-etched						
Narrow	Upper		901-408	901-401	901-404	901-406
Narrow	Lower		901-308	901-301	901-304	901-306
Average Cases Per Kit			3 to 5	10 to 15	40 to 50	90 to 100

		maxillary or mandibular				
		Kit	Trial	Introduction	Professional	Master
Regular Size						
31			-	2	3	6
31+			-	2	3	6
32			-	2	4	8
32+			-	2	5	10
33			2	3	6	12
33+			2	3	7	14
34			2	4	8	16
34+			3	4	9	19
35			3	5	10	21
35+			4	5	11	23
36			4	5	11	23
36+			4	5	11	23
37			3	5	10	21
37+			3	5	10	20
38			2	4	9	18
38+			2	4	7	14
39			2	3	6	12
39+			1	2	5	10
40			1	2	3	6
40+			-	1	3	6
41			-	1	3	6
41+			-	1	1	1
42			-	1	1	1
42+			-	1	1	1
43			-	1	1	1
43+			-	1	1	1
44			-	1	1	1
Quadrant Total			38	75	150	300
Kit Total			76	150	300	600

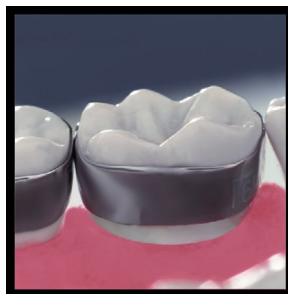
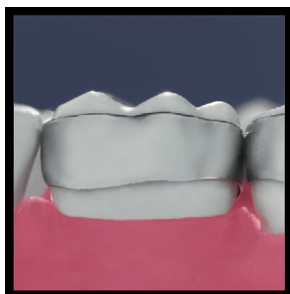
Victory Series™ Standard Contoured First Molar Bands



Maxillary – Victory Series
Standard Contoured Molar Bands



- Individual bands available in regular and hard temper. Kits available in regular temper only.
- Permanent laser ID marking
- Micro-etched inner surface for increased retention
- Completely proportioned sizing
- Straight interproximal walls for reduced separation
- Increased occlusal “edge” strength for reduced deformation



Mandibular – Victory Series Standard Contoured Molar Bands

Victory Series™ Standard Contoured First Molar Bands

		Kit	Trial	Introduction	Professional	Master
Micro-etched						
Standard - Regular	Upper		951-408	951-401	951-404	951-406
Standard - Regular	Lower		951-308	951-301	951-304	951-306
Average Cases Per Kit			3 to 5	10 to 15	40 to 50	90 to 100

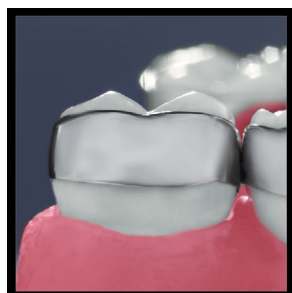
		maxillary or mandibular				
		Kit	Trial	Introduction	Professional	Master
Hard Size	Regular Size					
131	31		-	2	3	6
131+	31+		-	2	3	6
132	32		-	2	4	8
132+	32+		-	2	5	10
133	33		2	3	6	12
133+	33+		2	3	7	14
134	34		2	4	8	16
134+	34+		3	4	9	19
135	35		3	5	10	21
135+	35+		4	5	11	23
136	36		4	5	11	23
136+	36+		4	5	11	23
137	37		3	5	10	21
137+	37+		3	5	10	20
138	38		2	4	9	18
138+	38+		2	4	7	14
139	39		2	3	6	12
139+	39+		1	2	5	10
140	40		1	2	3	6
140+	40+		-	1	3	6
141	41		-	1	3	6
141+	41+		-	1	1	1
142	42		-	1	1	1
142+	42+		-	1	1	1
143	43		-	1	1	1
143+	43+		-	1	1	1
144	44		-	1	1	1
Quadrant Total			38	75	150	300
Kit Total			76	150	300	600

Victory Series™ Narrow Contoured Second Molar Bands



Maxillary – Victory Series Narrow Contoured Second Molar Bands

- Permanent laser ID marking
- Straight interproximal walls for reduced separation
- Reduced gingival/occlusal dimensions for less occlusal and gingival interferences
- Micro-etched inner surface for increased retention
- Curved festooned occlusal interproximal
- Increased occlusal “edge” strength for reduced deformation



Mandibular – Victory Series
Narrow Contoured Second Molar Bands



Victory Series™ Narrow Contoured Second Molar Bands

		Kit	Trial	Introduction	Professional
Micro-etched					
Narrow	Upper		906-208	906-201	906-204
Narrow	Lower		906-108	906-101	906-104
Average Cases Per Kit			3 to 5	10 to 15	40 to 50

maxillary or mandibular

	Kit	Trial	Introduction	Professional
Regular Size				
28		-	2	4
28+		-	2	4
29		-	2	4
29+		-	2	4
30		-	2	4
30+		-	2	4
31		-	2	5
31+		-	3	5
32		2	3	6
32+		2	3	6
33		2	3	7
33+		3	4	8
34		3	4	8
34+		4	4	9
35		4	4	9
35+		4	4	8
36		3	4	8
36+		3	4	7
37		2	3	7
37+		2	3	6
38		2	3	5
38+		1	2	5
39		1	2	4
39+		-	2	4
40		-	2	3
40+		-	2	3
41		-	2	3
Quadrant Total		38	75	150
Kit Total		76	150	300

Victory Series™ Standard Contoured Second Molar Bands



Maxillary – Victory Series
Standard Contoured Second Molar Bands



- Individual bands available in regular and hard temper. Kits available in regular temper only.
- Permanent laser ID marking
- Micro-etched inner surface for increased retention
- Completely proportioned sizing
- Straight interproximal walls for reduced separation
- Increased occlusal “edge” strength for reduced deformation



Mandibular – Victory Series Standard Contoured Second Molar Bands

Victory Series™ Standard Contoured Second Molar Bands

		Kit	Trial	Introduction
Micro-etched				
Standard - Regular	Upper		956-208	956-201
Standard - Regular	Lower		956-108	956-101
Average Cases Per Kit			3 to 5	10 to 15

		maxillary or mandibular		
		Kit	Trial	Introduction
Hard Size	Regular Size			
128	28	-	-	2
128+	28+	-	-	2
129	29	-	-	2
129+	29+	-	-	2
130	30	-	-	2
130+	30+	-	-	2
131	31	-	-	3
131+	31+	-	-	3
132	32	2	-	3
132+	32+	2	-	3
133	33	2	-	3
133+	33+	3	-	4
134	34	3	-	4
134+	34+	4	-	4
135	35	4	-	4
135+	35+	4	-	4
136	36	3	-	4
136+	36+	3	-	4
137	37	2	-	3
137+	37+	2	-	3
138	38	2	-	3
138+	38+	1	-	2
139	39	1	-	2
139+	39+	-	-	2
140	40	-	-	2
140+	40+	-	-	2
141	41	-	-	2
Quadrant Total			38	75
Kit Total			76	150

Unitek™ General Purpose Molar Bands

- Universal anatomy fits rights and lefts with minor burnishing
- Permanent laser ID
- Individual wide bands available in hard temper. Kits available in regular temper only.
- Available in narrow or wide



		Kit	Introduction
Non - etched			
Regular	U/L		
	Narrow		161-101
	Wide		164-201
Average Cases Per Kit			10 to 15

maxillary or mandibular			
		Kit	Introduction
Hard Size	Regular Size		
128	28		2
128+	28+		2
129	29		2
129+	29+		2
130	30		2
130+	30+		2
131	31		2
131+	31+		4
132	32		4
132+	32+		6
133	33		6
133+	33+		8
134	34		8
134+	34+		10
135	35		12
135+	35+		12
136	36		12
136+	36+		12
137	37		10
137+	37+		8
138	38		6
138+	38+		4
139	39		2
139+	39+		2
140	40		2
140+	40+		2
141	41		2
141+	41+		2
142	42		2
Quadrant Total			150
Kit Total			300

Unitek™ Pedodontic Molar Bands

- Available prewelded with Victory Series™ Buccal Tubes
- Universal anatomy fits rights and lefts
- Regular temper
- Narrow occlusal-gingival height fits primary molars
- Same anatomy (but smaller size range) as Narrow General Purpose Molar Bands



Kit		Trial	Introduction	Spectrum
Regular	U/L	-	-	162-100
Regular	Upper	162-107	162-108	-
Regular	Lower	162-207	162-208	-

Regular Size	Kit		Trial		Introduction		Spectrum	
	Upper	Lower	Upper	Lower	Upper	Lower	Upper	Lower
25	-	6	-	10	-	2		
26	-	6	-	10	-	2		
27	-	6	-	10	-	2		
28	6	4	10	10	2	2		
28+	6	4	10	10	-	-		
29	4	4	10	10	2	2		
29+	4	2	10	8	-	-		
30	4	2	10	6	2	2		
30+	4	2	10	4	-	-		
31	4	2	8	4	2	2		
31+	4	2	8	4	-	-		
32	4	2	6	4	2	2		
32+	4	2	6	4	-	-		
33	2	2	4	2	2	2		
33+	2	2	4	2	-	-		
34	2	2	4	2	2	2		
34+	-	-	-	-	4	4		
35	-	-	-	-	4	4		
35+	-	-	-	-	4	4		
36	-	-	-	-	4	4		
36+	-	-	-	-	4	4		
37	-	-	-	-	4	4		
37+	-	-	-	-	4	4		
38	-	-	-	-	2	2		
38+	-	-	-	-	-	-		
39	-	-	-	-	2	2		
39+	-	-	-	-	-	-		
40	-	-	-	-	2	-		
Kit Total	50	50	100	100	48	52		

Unitek™ Proportioned Bicuspид Bands



- Broad buccal coverage for superior retention
- Anatomy snaps into place over height of contour when seated
- Slight occlusal and gingival edge enhances cement retention
- Permanent laser ID
- Shown with lingual seating lug (REF 55264) attached – available on special order

	Kit	Trial	Introduction	Master
Upper		147-401	147-402	147-404
Average Cases Per Kit		3 to 5	10 to 15	90 to 100

	maxillary			
	Kit	Trial	Introduction	Master
Size				
1		2	2	4
2		2	2	4
3		2	2	4
4		2	2	6
5		2	2	10
6		2	4	10
7		2	4	12
8		2	4	12
9		2	4	20
10		2	4	30
11		2	6	30
12		4	6	50
13		4	6	50
14		4	10	50
15		4	10	50
16		4	10	50
17		4	10	30
18		4	10	30
19		4	6	20
20		2	6	20
21		2	6	20
22		2	6	20
23		2	6	20
24		2	4	10
25		2	4	8
26		2	4	8
27		2	4	8
28		2	2	6
29		2	2	4
30		2	2	4
Kit Total		76	150	600

Unitek™ Proportioned Bicuspид Bands

- Fully proportioned in all dimensions and contour, from one band size to the next
- Universal anatomy fits rights and lefts
- Kits may be split left/right for angulated brackets
- Regular temper
- Permanent laser ID

	Kit	Trial	Introduction	Master
Lower		147-301	147-302	147-304
Average Cases Per Kit		3 to 5	10 to 15	90 to 100

	mandibular			
	Kit	Trial	Introduction	Master
Size				
1		2	2	2
2		2	2	2
3		2	2	2
4		2	2	2
5		2	2	2
6		2	2	2
7		2	2	6
8		2	2	6
9		2	2	6
10		2	2	8
11		2	2	8
12		2	4	20
13		2	4	22
14		2	6	34
15		2	6	34
16		2	8	48
17		2	8	48
18		2	10	48
19		2	10	48
20		2	10	48
21		2	8	48
22		2	8	30
23		2	6	30
24		2	6	30
25		2	4	12
26		2	4	12
27		2	4	12
28		2	2	4
29		2	2	4
30		2	2	4
31		2	2	4
32		2	2	2
33		2	2	2
34		2	2	2
35		2	2	2
36		2	2	2
37		2	2	2
38		2	2	2
Kit Total		76	150	600

Unitek™ General Purpose Bicuspid Bands

- Designed for practitioners who prefer a wedge fit
- Choice of wide or narrow bands in the occlusal-gingival dimension
- Universal anatomy fits rights and lefts
- Kits may be split left/right for angulated brackets
- Regular temper
- Permanent laser ID



Wide



Narrow

- Firm “wedge” fit for adaptability to widely varying bicuspid shapes
- Occlusal-gingival height of the narrow bands are .5 mm less than the wide bands
- Slight occlusal-gingival roll enhances cement retention

Note: Photos in this section may show laser ID or ink ID. Refer to product description for actual ID type.

Unitek™ General Purpose Bicuspid Bands

Kit		Introduction
Wide	Upper	143-402
	Lower	143-302
Narrow	Upper	143-113
	Lower	143-213
Average Cases Per Kit		10 to 15

maxillary wide and narrow

Kit	Introduction
Size	
00	2
00+	2
0	2
0+	2
1	2
1+	2
2	2
2+	2
3	2
3+	4
4	4
4+	6
5	8
5+	8
6	8
6+	10
7	10
7+	10
8	10
8+	10
9	8
9+	6
10	6
10+	4
11	4
11+	2
12	2
12+	2
13	2
13+	2
14	2
14+	2
15	2
Kit Total	150

mandibular wide and narrow

Kit	Introduction
Size	
0	2
0+	2
1	2
1+	2
2	2
2+	2
3	2
3+	2
4	2
4+	2
5	2
5+	4
6	4
6+	4
7	4
7+	6
8	6
8+	6
9	6
9+	6
10	8
10+	8
11	6
11+	6
12	6
12+	6
13	6
13+	4
14	4
14+	4
15	4
15+	2
16	2
16+	2
17	2
17+	2
18	2
18+	2
19	2
19+	2
20	2
Kit Total	150

Unitek™ Contoured Bicuspid Bands



- Anatomy similar to proportioned bicuspid bands without half sizes
- Universal anatomy fits rights and lefts
- Kits may be split left/right for angulated brackets
- Regular temper
- Permanent laser ID
- Shown with lingual seating lug (REF 55264) attached – available on special order

	Kit	Trial	Introduction	Professional
Upper		147-408	147-405	147-406
Lower		147-308	147-305	-
Average Cases Per Kit		3 to 5	10 to 15	40 to 50

maxillary













	Kit	Trial	Introduction	Professional
Size				
1		2	4	10
2		2	6	10
3		4	8	14
4		6	8	18
5		8	12	22
6		8	12	26
7		8	16	32
8		8	20	40
9		8	22	40
10		8	14	30
11		6	10	22
12		4	8	16
13		2	6	12
14		4	4	8
Kit Total		76	150	300

mandibular

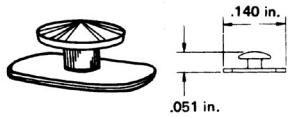
	Kit	Trial	Introduction	Professional
Size				
1		2	2	6
2		2	4	6
3		2	4	8
4		2	4	10
5		2	4	10
6		2	6	14
7		4	8	16
8		4	8	18
9		6	10	20
10		6	12	20
11		6	10	22
12		6	10	20
13		6	10	18
14		6	10	18
15		4	10	20
16		4	10	18
17		2	6	14
18		2	6	12
19		2	4	10
20		2	4	8
21		2	4	6
22		2	4	6
Kit Total		76	150	300

Lingual Sheaths

Streamlined lingual sheaths feature a variety of horizontal styles and one vertical style with a two-point contact for ease of lingual archwire insertion and stability. All horizontal styles are available with or without mesial/distal hooks; with solid or slotted tube; with or without distal latching indent. All styles are narrow in the occlusal-gingival dimension and have mesial/distal welding flanges that are curved slightly for better adaptation to bands. Lingual sheaths not preassembled on bands are sold in minimum quantities of 10 each type.

Conventional		Hook	Latching Indent	Tube Type	For Wire Size (Distally Doubled)		Left/ Right	Order No.
					Inches	(mm)		
Horizontal		yes	no	solid	.030	(.76)	-	080-111
					.036	(.91)	-	080-211
Horizontal		yes	no	slotted	.030	(.76)	-	080-131
					.036	(.91)	-	080-231
Horizontal		yes	yes	slotted	.036	(.91)	UL/LR	080-242
					.036	(.91)	UR/LL	080-243
Horizontal		yes	yes	solid	.036	(.91)	UL/LR	080-245
					.036	(.91)	UR/LL	080-246
Horizontal		no	no	solid	.030	(.76)	-	080-110
					.036	(.91)	-	080-210
Horizontal		no	yes	solid	.030	(.76)	-	080-120
					.036	(.91)	-	080-220
Horizontal		no	no	slotted	.030	(.76)	-	080-130
					.036	(.91)	-	080-230
Horizontal		no	yes	slotted	.030	(.76)	-	080-140
					.036	(.91)	-	080-240
w/distal ball hook		yes	yes	slotted	.036	(.91)	UL/LR	080-251
							UR/LL	080-252
w/mesial ball hook		yes	yes	slotted	.036	(.91)	UL/LR	080-253
							UR/LL	080-254
Vertical		no	no	solid	.036	(.91)	-	080-270
Level Anchorage™								
Horizontal		no	no	solid	.036	(.91)	-	080-100

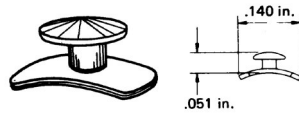
Lingual Attachments



Flat-Base Lingual Buttons

Mushroom head, highly polished to prevent tissue irritation, retain auxiliary attachment from any direction. Also useful as a seating and removing lug.

482-100 10/pk



Curved-Base Lingual Buttons

Same head as 482-100, but on a curved base that adapts more easily to bicuspid bands and molar bands.

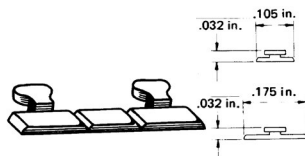
482-120 10/pk

Clear Plastic Button

For direct bonding
224-800 10/pk

Curved Bondable Buttons

20400-02 10/pk

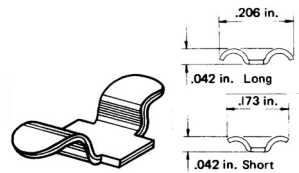


Combination Lingual Hook/Seating Lugs

Hold elastics securely from mesial, distal, or occlusal. Straight occlusal edge for band seating. Smooth edges to protect against tissue irritation. Strip scored for easy break-away. 100/pk

481-001 Short (for anteriors and bicuspids)

481-002 Long (for molars)

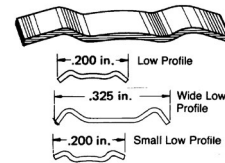


Raised Arm Lingual Cleats

Arms are curved to protect against tissue irritation. Accommodates up to three heavy elastics on one cleat. 100/pk

485-001 Long arms

485-002 Short arms



Low-Profile Lingual Cleats (Debnam)

100/pk

485-004 Low profile

485-005 Wide low profile

485-006 Small low profile

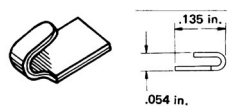


Lingual Ball Hooks

Shanks flattened at end to facilitate a secure attachment to bands and lingual bonding pads.

486-010 Straight, 10/pk

486-020 Offset, 10/pk



Molar Hooks

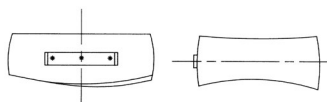
Easy to weld on bands and strong enough for heavy cross elastics. No sharp edges to irritate tissue or damage elastics.

480-001 10/pk



Bondable Lingual Cleat

709-050 10/pk



Seating Lugs

55264

Please specify if other than standard lingual position.

Modular Band/Bond Kit Organizers

- Modular “snap together” kit organizers can be custom assembled to your specific needs
- Durable plastic containers enclose sliding kit drawers with clear plastic hinged covers to protect your inventory
- Color coded labels identify band types

Bicuspid Organizers

- 185-121** Upper Bicuspid Proportional
- 185-122** Lower Bicuspid Proportional
- 185-116** Upper Bicuspid (Wide)
- 185-117** Upper Bicuspid (Narrow)
- 185-118** Lower Bicuspid (Wide)
- 185-119** Lower Bicuspid (Narrow)
- 185-120** Upper and Lower Contoured

Modular Bond Kit Organizers

- 186-110** Small Bracket Organizer
- 186-410** Large Bracket Organizer

1st Molar Organizers

- 185-126** Lower 1st Molar
(Regular, Rights and Lefts)
- 185-127** Lower 1st Molar (Hard, Rights and Lefts)
- 185-128** Lower Right 1st Molar (Regular)
- 185-129** Lower Left 1st Molar (Regular)
- 185-130** Lower Right 1st Molar (Hard)
- 185-131** Lower Left 1st Molar (Hard)
- 185-132** Upper 1st Molar
(Regular, Rights and Lefts)
- 185-133** Upper 1st Molar (Hard, Rights and Lefts)
- 185-134** Upper Right 1st Molar (Regular)
- 185-135** Upper Left 1st Molar (Regular)
- 185-136** Upper Right 1st Molar (Hard)
- 185-137** Upper Left 1st Molar (Hard)
- 185-166** Lower Right Narrow 1st Molar
- 185-167** Lower Left Narrow 1st Molar
- 185-168** Upper Right Narrow 1st Molar
- 185-169** Upper Left Narrow 1st Molar

2nd Molar Organizers

- 185-147** Upper Right 2nd Molar (Regular)
- 185-152** Upper Left 2nd Molar (Regular)
- 185-149** Lower Right 2nd Molar (Regular)
- 185-146** Lower Right 2nd Molar (Hard)
- 185-150** Lower Left 2nd Molar (Regular)
- 185-151** Lower Left 2nd Molar (Hard)
- 185-170** Lower Right Narrow 2nd Molar
- 185-171** Lower Left Narrow 2nd Molar
- 185-172** Upper Right Narrow 2nd Molar
- 185-173** Upper Left Narrow 2nd Molar

General Purpose Molar Organizers

- 185-141** Upper Molar (Narrow, Regular)
- 185-145** Upper Molar (Wide, Hard)
- 185-140** Lower Molar (Narrow, Regular)
- 185-144** Lower Molar (Wide, Hard)
- 185-154** Upper and Lower Pedodontic Molar

Accessories

- 185-155** Miscellaneous Empty Box

RxWeld Service

Custom Services

Convenient prescription program for orthodontists who reorder 3M seamless bands prewelded with 3M attachments:

- Reduces reorder time and paperwork
- Eliminates order confusion and reduces potential prewelding errors

Reordering bands prewelded with correct attachments and precise angulation and positioning is a time-consuming task in any orthodontic practice.

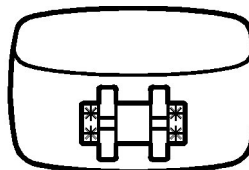
3M offers a unique ordering service which greatly simplifies band reordering. Here's how it works:

Every orthodontist ordering prewelded bands from 3M has a prescription on file, containing customized ordering instructions.

Reorders with instructions that deviate from the prescription file will be verified by phone before 3M processes the order. Custom order forms and a copy of your prescription are available on request.

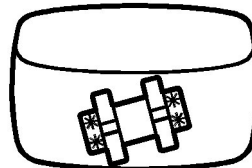
Standard Welding

3M attachments in standard positions (see standard positions chart for edgewise and light wire attachments) on 3M seamless bands and bonding bases. No charge.

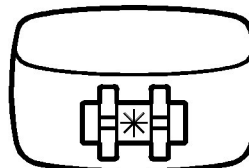


Custom Welding

3M attachments in non-standard positions (see angulation chart for details on custom angulation) on 3M seamless bands and bonding bases. No charge.



Tack-welding only — 3M attachments to 3M seamless bands. No charge.

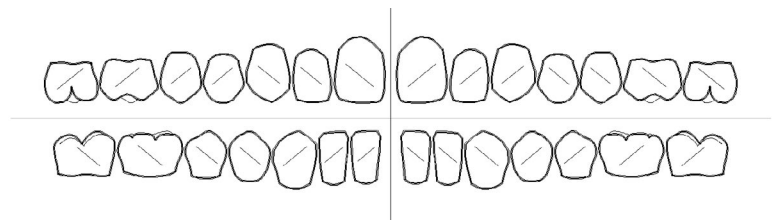


Torqued Attachments

Standard Angulation Chart

Angulation direction is illustrated by chart. Chart is shown as if viewer is facing patient. Degree of angulation must be specified when ordering. Our special order form includes this chart to assist in ordering desired angulation.

Note: For some pre-adjusted appliances, the crown tip is different than standard edgewise appliances. Consult pre-adjusted appliances section of this catalog for prescribed crown tip and angulation degrees applicable to specific techniques.



Patient's Right

Patient's Left

(+) Angulation
Crowns tipped mesially; roots inclined distally.

(-) Angulation
Crowns tipped distally; roots inclined mesially.

Applicable to Standard Edgewise and Torqued Edgewise

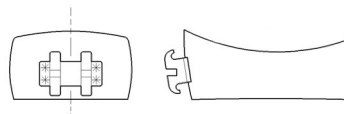
(-) Torque Crowns - Lingual
(+) Torque Crowns - Labial

Brackets to G.P. Bicuspid

Mesial/Distal Positioning
Centered

Occlusal/Gingival Positioning
Mesial-horizontal center of the base of archwire slot is located on horizontal centerline of band.

Brackets to Proportioned Bicuspid



Mesial/Distal Positioning
Centered

Occlusal/Gingival Positioning
Slightly offset occlusally whereby occlusal edge of the tie-wing is located approximately .0075 in. (.2 mm) from the occlusal edge of the band.

Light Wire Attachments

Standard Edgewise Welding Reference

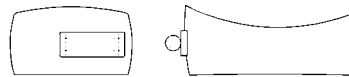
Light Wire Attachments

Brackets to Bicuspid

Mesial/Distal
Centered

Occlusal/Gingival
Underslot of bracket centered
on band.

Single Buccal Tube to Molars



Mesial/Distal
Mesial edge of buccal tube bisects
mesial cusp.

Occlusal/Gingival
Gingival edge of tube is .048 in.
(1.2 mm) from gingival edge of band.

Standard Edgewise Welding Reference

Brackets to Bicuspid

Mesial/Distal Positioning
Centered

Occlusal/Gingival Positioning
Centered

* For proportioned bicuspid
bands, bracket is slightly offset
occlusally whereby occlusal
edge of tie-wings are flush with
occlusal edge of band.

Single Buccal Tube to Molars



Mesial/Distal Positioning
Mesial edge of buccal tube bisects
mesial cusp.

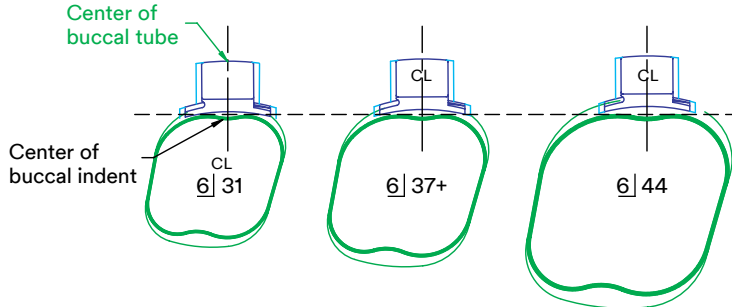
Occlusal/Gingival Positioning
Center of slot is .075 in. (1.9 mm)
from occlusal edge of band.

Weld Positioning

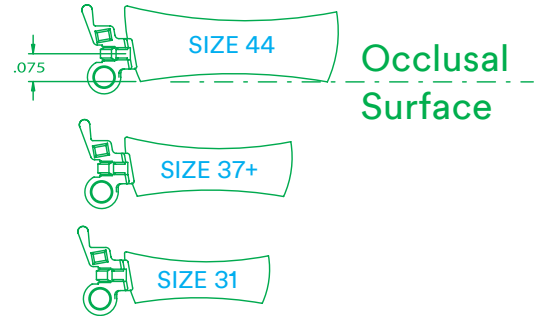
MBT™ Versatile+ Appliance System First Molars

Upper First Molar

Mesial / Distal Positioning:
Centerline of buccal tube positioned on buccal indent of band.

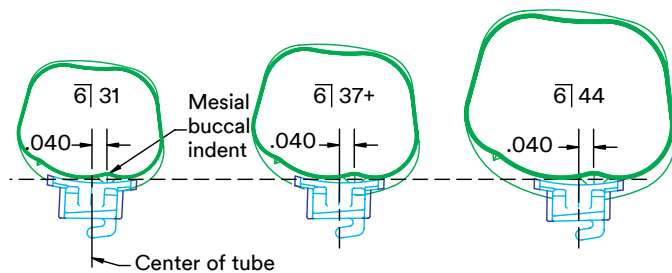


Occlusal / Gingival Positioning:
Center of edgewise slot is .075 in. (1.9 mm) from occlusal edge of band. (The occlusal slot is used when there are two slots.)

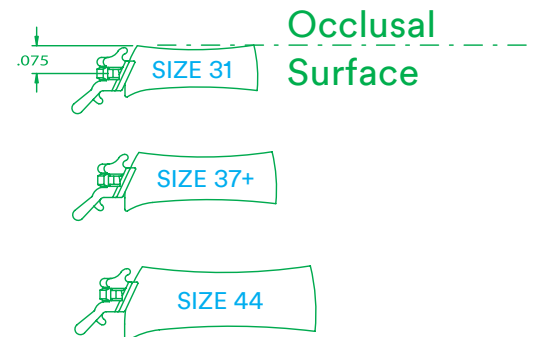


Lower First Molar

Mesial / Distal Positioning:
Centerline of the buccal tube is positioned .040 in. (1.0 mm) distal, from the mesial buccal indent.



Occlusal / Gingival Positioning:
Center of edgewise slot is .075 in. (1.9 mm) from occlusal edge of band. (The occlusal slot is used when there are two slots.)



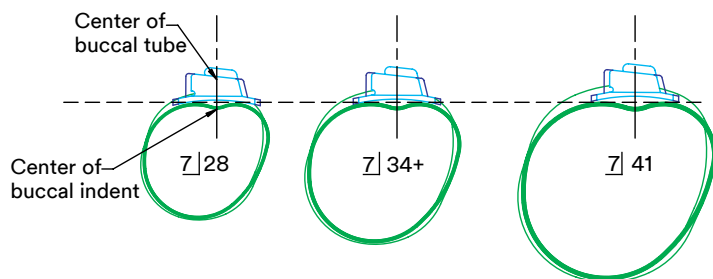
Weld Positioning

MBT™ Versatile+ Appliance System Second Molars

Upper Second Molar

Mesial / Distal Positioning:

Centerline of buccal tube positioned on the buccal indent of band.



Occlusal / Gingival Positioning:

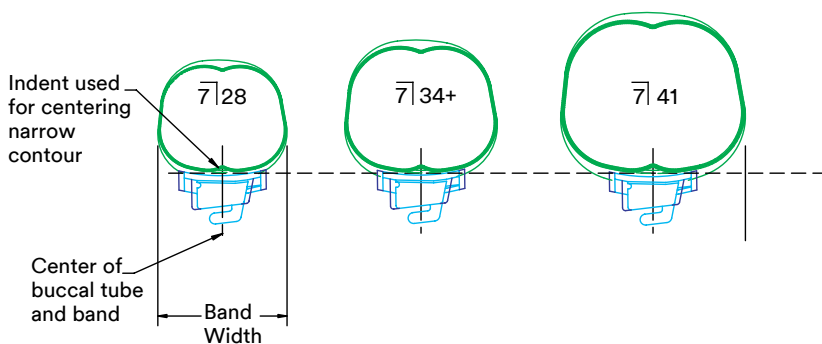
Center of edgewise slot is .075 in. (1.9 mm) from occlusal edge of band. (The occlusal slot is used when there are two slots.)



Lower Second Molar

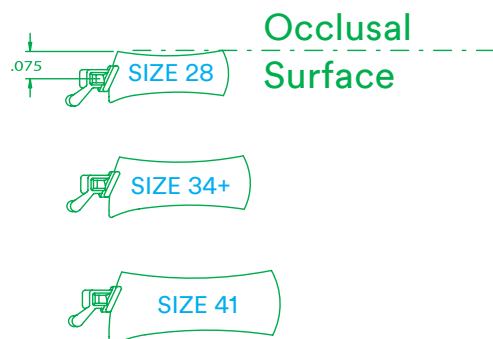
Mesial / Distal Positioning:

Centerline of buccal tube is positioned at buccal indent (for narrow contour), or at the center of the band (for standard contour or general purpose).



Occlusal / Gingival Positioning:

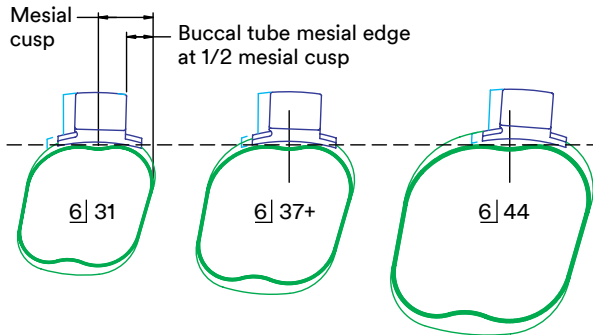
Center of edgewise slot is .075 in. (1.9 mm) from occlusal edge of band. (The occlusal slot is used when there are two slots.)



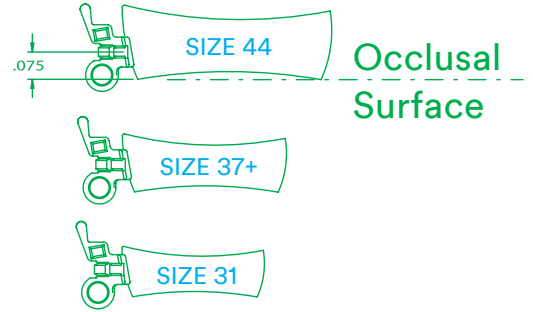
Weld Positioning Standard First Molars

Upper First Molar

Mesial / Distal Positioning:
Mesial edge of buccal tube bisects mesial cusp.

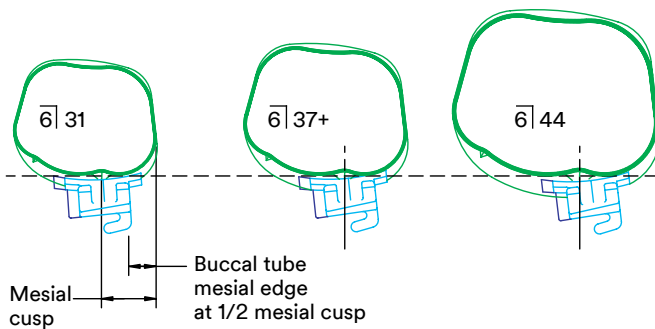


Occlusal / Gingival Positioning:
Center of edgewise slot is .075 in. (1.9 mm) from occlusal edge of band. (The occlusal slot is used when there are two slots.)

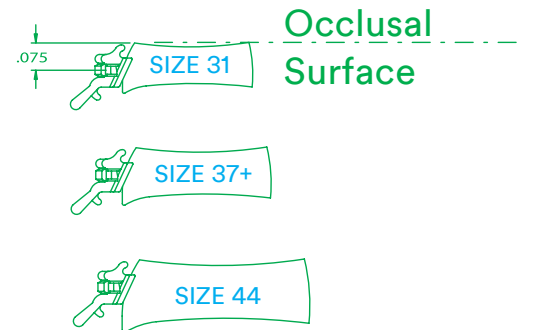


Lower First Molar

Mesial / Distal Positioning:
Mesial edge of buccal tube bisects mesial cusp.



Occlusal / Gingival Positioning:
Center of edgewise slot is .075 in. (1.9 mm) from occlusal edge of band. (The occlusal slot is used when there are two slots.)



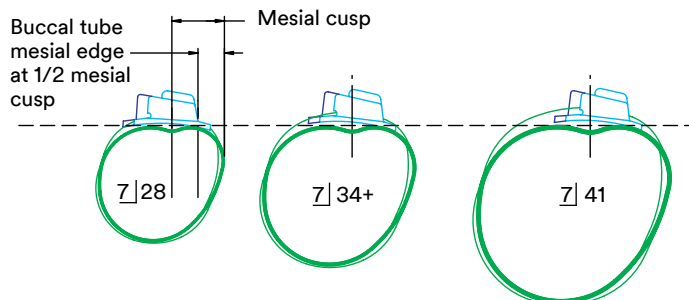
Weld Positioning

Standard Second Molars

Upper Second Molar

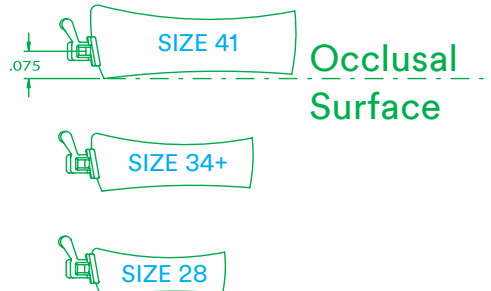
Mesial / Distal Positioning:

Mesial edge of buccal tube bisects mesial cusp.



Occlusal / Gingival Positioning:

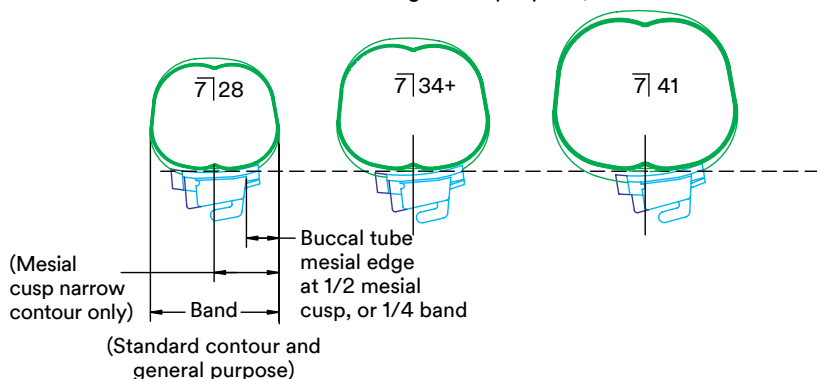
Center of edgewise slot is .075 in. (1.9 mm) from occlusal edge of band. (The occlusal slot is used when there are two slots.)



Lower Second Molar

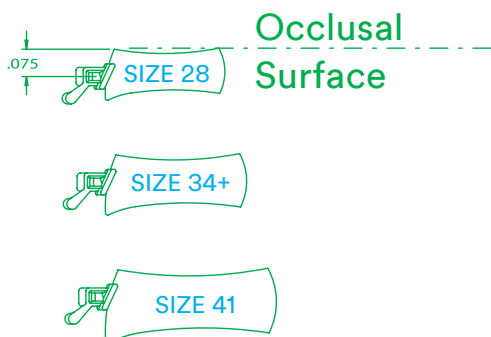
Mesial / Distal Positioning:

Mesial edge of buccal tube bisects mesial cusp (for narrow contour), mesial edge of buccal tube is 1/4 of the band width (for standard contour or general purpose).



Occlusal / Gingival Positioning:

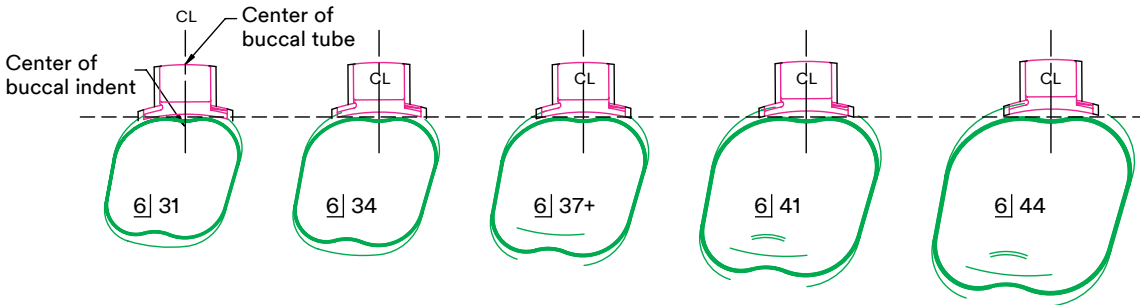
Center of edgewise slot is .075 in. (1.9 mm) from occlusal edge of band. (The occlusal slot is used when there are two slots.)



Comparison of Prescriptions Weld Positioning for Upper First Molar

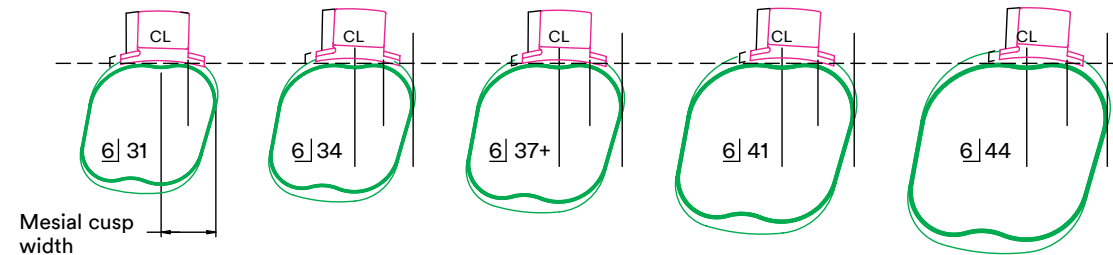
MBT™ Versatile+ Appliance System & Centered M-D Definition:

Center of buccal tube positioned at center of band.



As the band size increases, the distance from the mesial side of the band to the mesial side of the buccal tube increases. The center of the buccal tube stays centered on the band (regardless of the tube size).

Standard & Level Anchorage Definition: Mesial edge of buccal tube placed at the center of the mesial cusp.

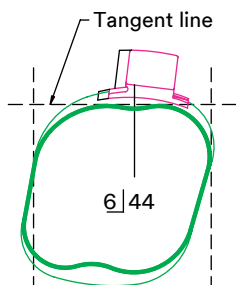


As the band size increases, the mesial cusp distance increases. The distance from the mesial side of the band to the mesial side of the buccal tube will increase (longer buccal tubes will extend further distal).

Aligning & Measuring

Band Measurement and Alignment

To measure the placement of the buccal tube on the band, the band must first be aligned using two features. A tangent line between the mesial cusp and distal cusp is used.



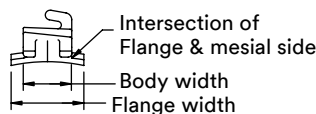
Buccal Tube Measurement

MBT™ Versatile+ Appliance System, Level Anchorage or Centered

The center of the tube is defined as 1/2 of the flange or body width.

Standard or Level Anchorage

The mesial side of the buccal tube is taken at the intersection of the mesial side and the flange.

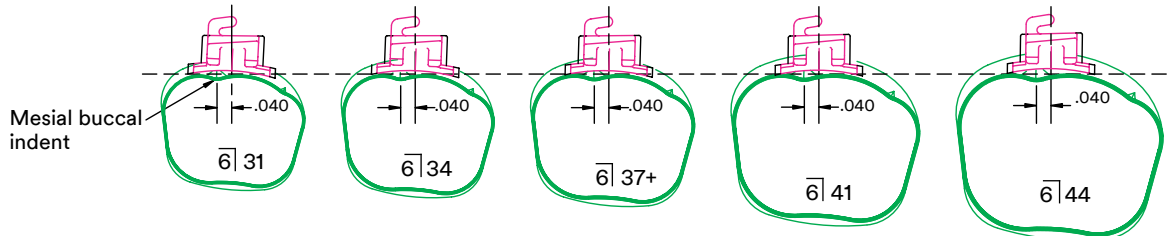


Comparison of Prescriptions

Weld Positioning for Lower First Molar

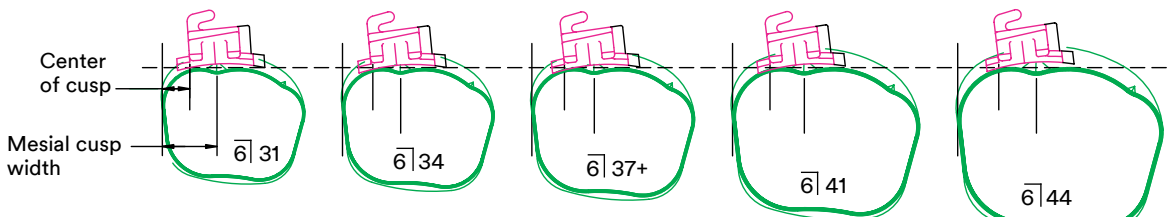
MBT™ Versatile+ Appliance System Definition:

Center of the buccal tube is positioned .040" (1.0 mm) distal, from the mesial buccal indent.



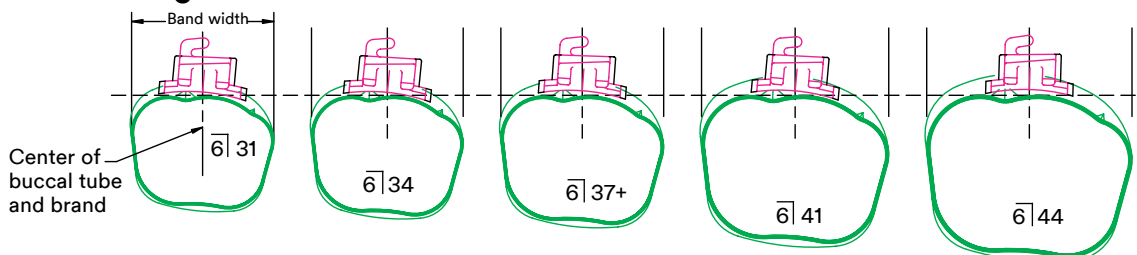
As the band size increases, the distance from the mesial side of the band to the mesial buccal indent increases. The buccal tube stays .040 (1.0 mm) distal from the mesial buccal indent (regardless of the tube size).

Standard Definition: Mesial edge of buccal tube is placed at the center of the mesial cusp.



As the band size increases, the mesial cusp distance increases. The distance from the mesial side of the band to the mesial side of the buccal tube will increase (longer buccal tubes will extend further distal).

Level Anchorage and Centered M-D Definition: Center of buccal tube is at center of band.

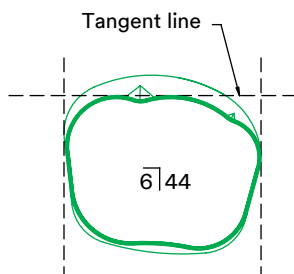


As the band size increases, the distance from the mesial side of the band to the mesial side of the buccal tube increases. The center of the buccal tube stays centered on the band (regardless of tube size).

Aligning & Measuring

Band Measurement and Alignment

To measure the placement of the buccal tube on the band, the band must first be aligned using two features. A tangent line between the mesial cusp and distal cusp is used.



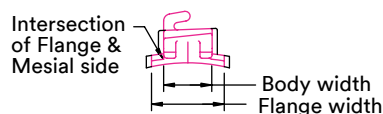
Buccal Tube Measurement

MBT™ Versatile+ Appliance System, Level Anchorage or Centered

The center of the tube is defined as 1/2 of the flange or body width.

Standard

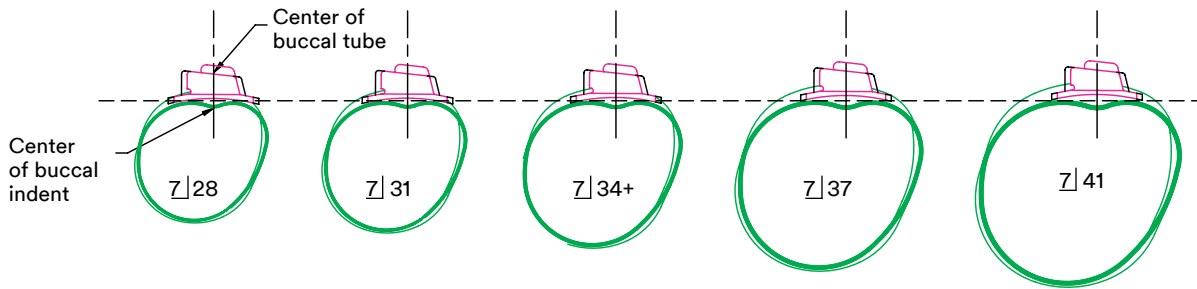
The mesial side of the buccal tube is taken at the intersection of the mesial side and the flange.



Comparison of Prescriptions Weld Positioning for Upper Second Molar

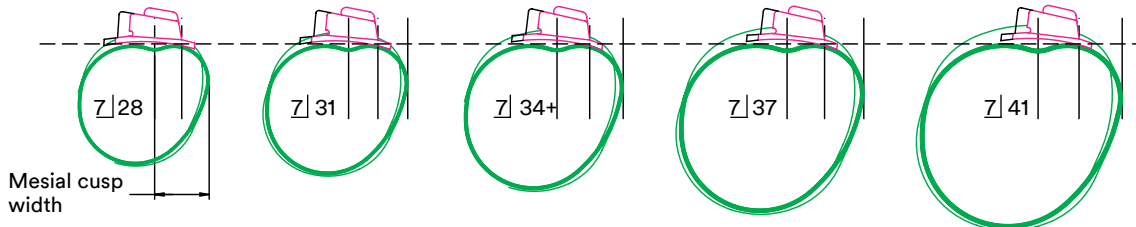
MBT™ Versatile+ Appliance System, Centered M-D & Level Anchorage Definition:

Center of buccal tube positioned on buccal indent.



As the band size increases, the distance from the mesial side of the band to the mesial side of the buccal tube increases. The center of the buccal tube stays centered on the band (regardless of tube size).

Standard Definition: Mesial edge of buccal tube placed at the center of mesial cusp.

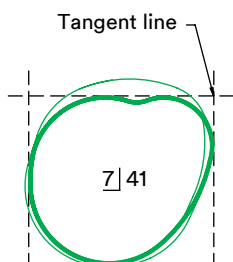


As the band size increases, the mesial cusp distance increases. The distance from the mesial side of the band to the mesial side of the buccal tube will increase (longer buccal tubes will extend further distal).

Aligning & Measuring

Band Measurement and Alignment

To measure the placement of the buccal tube on the band, the band must first be aligned using two features. A tangent line between the mesial cusp and distal cusp is used.



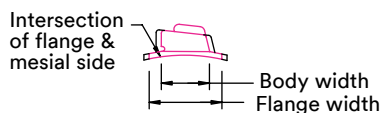
Buccal Tube Measurement

MBT™ Versatile+ Appliance System, Level Anchorage or Centered

The center of the tube is defined as 1/2 of the flange or body width.

Standard

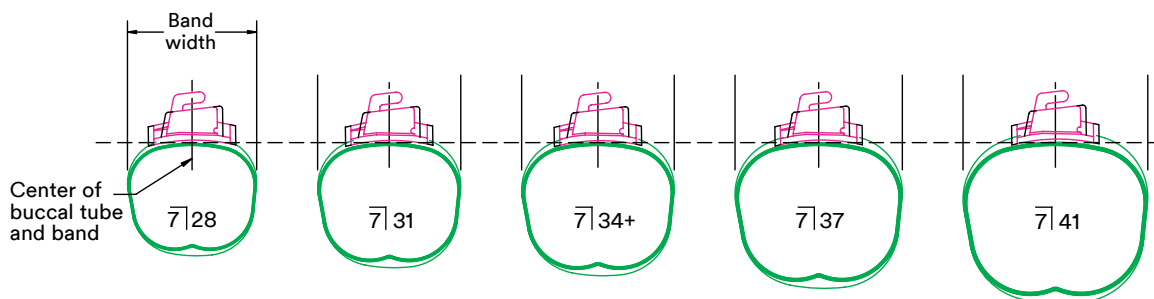
The mesial side of the buccal tube is taken at the intersection of the mesial side and the flange.



Comparison of Prescriptions Weld Positioning for Lower Second Molar

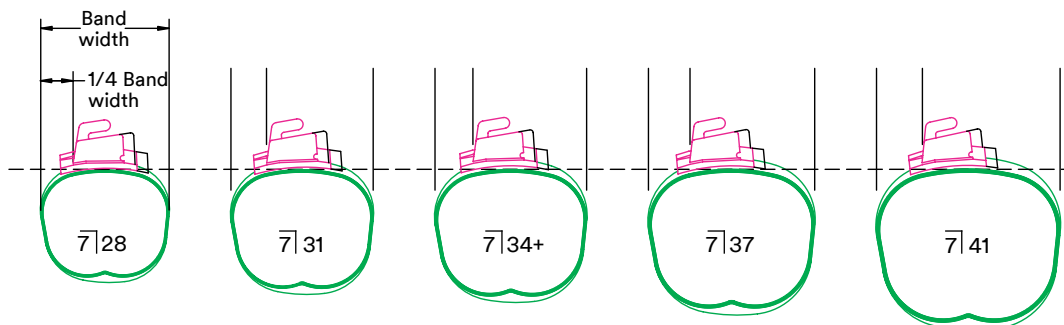
MBT™ Versatile+ Appliance System or Centered M-D Definition:

Center of buccal tube positioned at center of band.



As the band size increases, the distance from the mesial side of the band to the mesial side of the buccal tube increases. The center of the buccal tube stays centered on the band (regardless of tube size).

Standard Definition: Mesial edge of buccal tube is positioned at 1/4 of the band width.

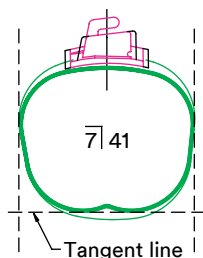


As the band size increases, the mesial cusp distance increases. The distance from the mesial side of the band to the mesial side of the buccal tube will increase (longer buccal tubes will extend further distal).

Aligning & Measuring

Band Measurement and Alignment

To measure the placement of the buccal tube on the band, the band must first be aligned using two features. A tangent line between the mesial cusp and distal cusp is used.



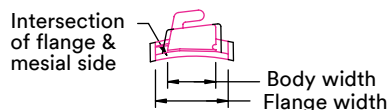
Buccal Tube Measurement

MBT™ Versatile+ Appliance System, Level Anchorage or Centered

The center of the tube is defined as 1/2 of the flange or body width.

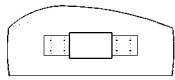
Standard

The mesial side of the buccal tube is taken at the intersection of the mesial side and the flange.

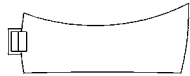


Lingual Molar Attachments

Sheaths

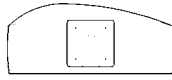


Mesial/Distal
Centered




Occlusal/Gingival
Centered

Molar Hooks

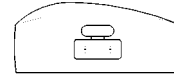


Mesial/Distal
Centered

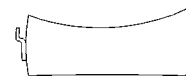


Occlusal/Gingival
Centered with hook to occlusal
(hook opening toward gingival).

Combination Hook/Lug

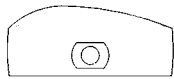


Mesial/Distal
Centered



Occlusal/Gingival
Center of hook is centered
occlusal-lingually.

Buttons

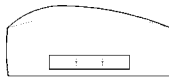


Mesial/Distal Positioning
On all molars with buccal attachment:
button bisects mesial cusp. On G.P.
molars, without buccal attachment:
button is centered mesio-distally.
Also applies to upper 2nd molars with
or without buccal attachment.



Occlusal/Gingival Positioning
Welding flange is .020 in. (.51 mm)
from occlusal edge of band.

Hi-Profile Cleats

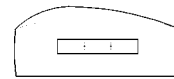


Mesial/Distal Positioning
On all molars with buccal
attachments: cleat bisects mesial
cusp. On G.P. molars, without buccal
attachment: button is centered
mesio-distally. Also applies to upper
2nd molars with or without buccal
attachment.



Occlusal/Gingival Positioning
Welding flange is .020 in. (.51 mm)
from occlusal edge of band.

Low-Profile Cleats

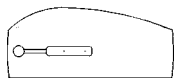


Mesial/Distal Positioning
Centered



Occlusal/Gingival Positioning
Centered

Ball Hook



Mesial/Distal
Mesial edge of flange centered
mesio-distally; ball toward distal.



Occlusal/Gingival
Centered

Level Anchorage™ System Attachments

Specifications vary somewhat
from standard positioning. Please
refer questions regarding Level
Anchorage System specifications
to your 3M Customer Service.

3M™ Unitek™ Nitinol Heat-Activated Archwire	6.6
3M™ Unitek™ Nitinol Super-Elastic Archwire	6.7
3M™ Unitek™ Nitinol Classic Archwire.....	6.8
3M™ Unitek™ Beta III Titanium Archwire	6.9
3M™ Unitek™ Lateral Development Archwires	6.10
Permachrome Resilient Archwire.....	6.11
Permachrome Standard Archwire.....	6.12
Permachrome Posted Archwire.....	6.13
Miscellaneous Solder Supplies.....	6.13
3M™ Unitek™ Stainless Steel Straight Lengths.....	6.14
Multi-Strand Archwire	6.15
Ligature Wire and Tie Hooks	6.16
Retainer Wire	6.17
Clasps	6.18
Archwire Accessories.....	6.19

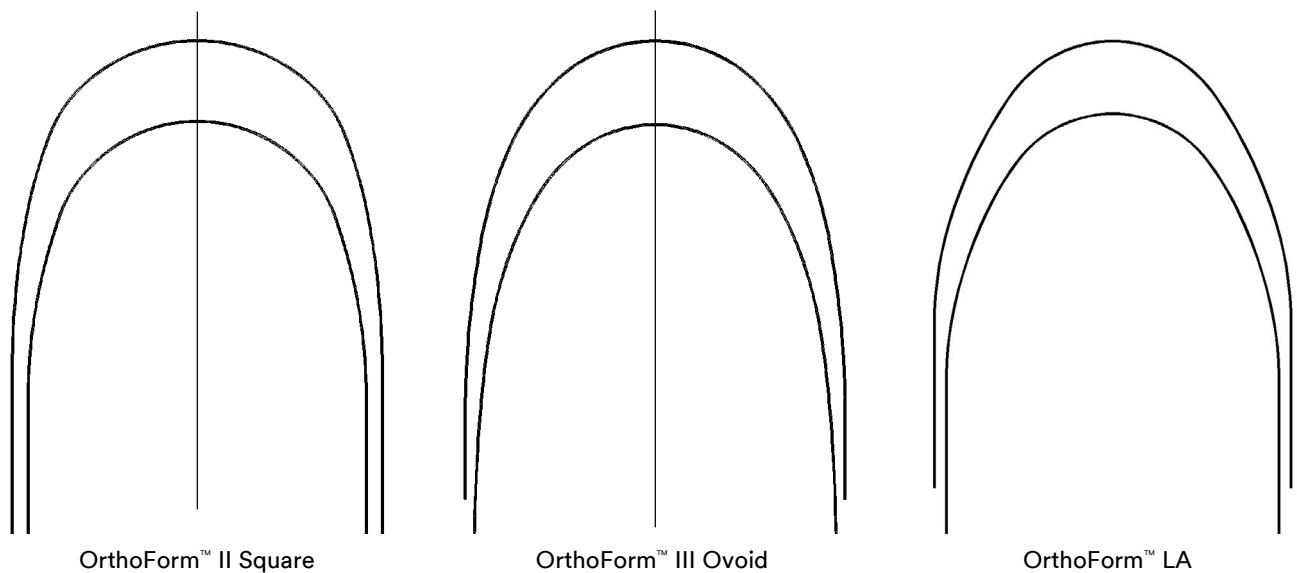
Over forty years ago 3M pioneered the use of nickel-titanium into orthodontists' wire progression plans. Today we offer three variations of Nitinol, three variations of stainless steel and Unitek™ Beta III Titanium – the happy medium between nickel-titanium and stainless steel.

Strict controls over archwire dimensions, visual appearance and mechanical properties assure the highest quality in the arch form, the force levels generated, and the malleability of the wire alloy.



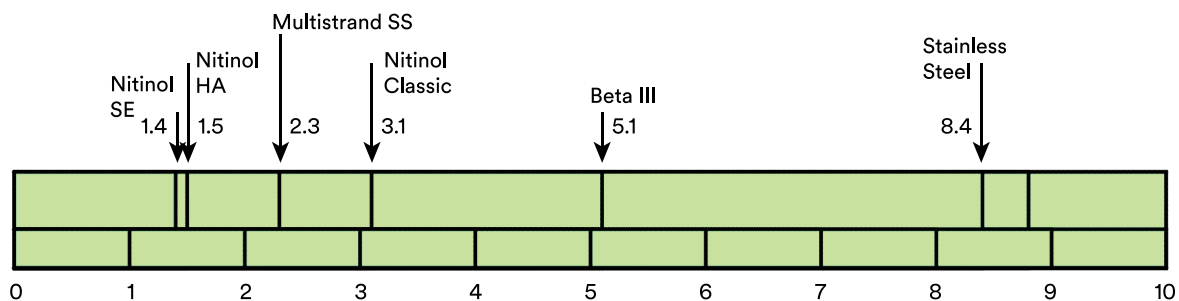
Arch Form

For over a century, there has been a persistent search for the ideal arch form for human dentition. Changes to arch form during treatment may result in instability and subsequent relapse, which can contradict this search for the ideal arch form. There is an awareness that a great deal of variation exists from one human arch form to another. With this in mind, 3M provides three distinct arch forms that reconcile the variation in anterior curvature, inter-cuspid width, inter-molar width and the curvature from the cuspid to the second molars.



Malleability

How easily a wire bends and how well it maintains the bends placed by the orthodontist are important criteria for choosing the correct archwire material. Malleability (or bendability) is almost the opposite of elasticity. Springy metals are difficult to bend, but wires that bend easily have minimal elasticity. Below is a continuum of malleability* on a scale from one to ten, ten being the most bendable:



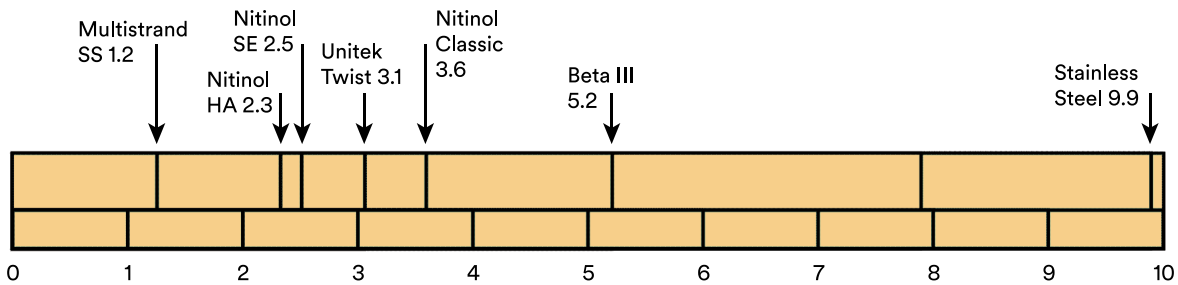
*3M data

Force Levels

Force levels of archwires can be divided into two distinct categories. The engagement force, which is known as the loading force, that the practitioner feels while handling the wire and ligating it into the appliance. The working force, commonly referred to as the return or unloading force, is the force that moves the teeth and is the force that the patient feels.

Engagement Force

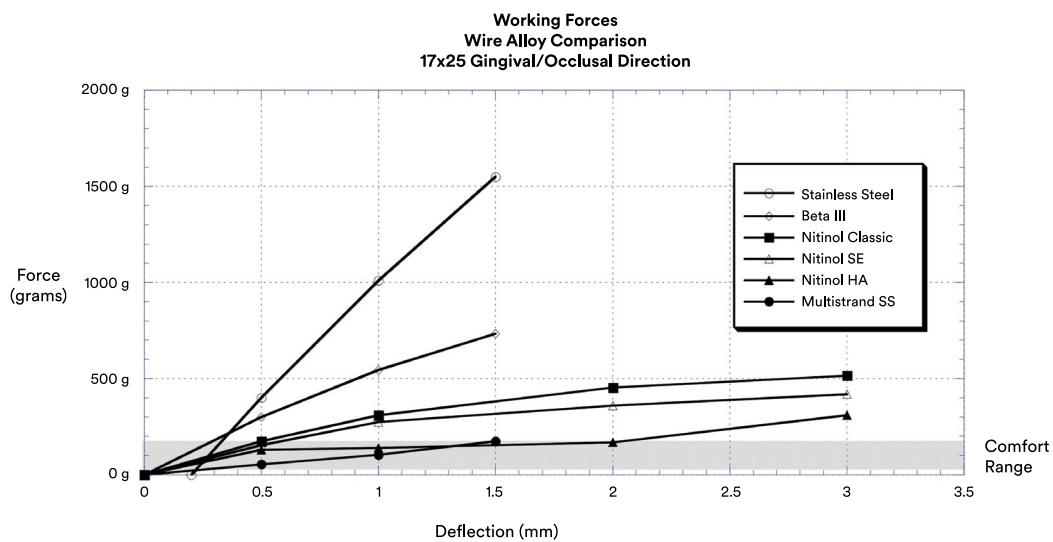
Below is a continuum that describes the range of engagement forces from one wire alloy to another.* In this continuum, the smaller the number, the lighter the engagement force.



*3M data

Working Force

Below is an example of comparison working forces between different types of archwires. In it you will see the working force generated from 3 mm of deflection to zero for different wire families. This working force chart details .017 x .025 gingival/occlusal direction:

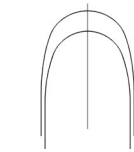
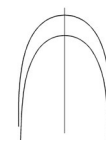
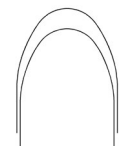


Archwire Analysis

Clearly your choices are numerous, and your orthodontic training and experience contribute to the overall list of criteria you use. In addition to reviewing the criteria listed in the preceding pages, 3M consultative representatives can provide an analysis and may be able to recommend a new wire progression for improved efficiency in your treatment plans.

Treatment Phase	First Choice	Second Choice	Third Choice
Initial Phase Getting Organized <ul style="list-style-type: none"> • leveling • tipping • rotating Necessary Wire Criteria <ul style="list-style-type: none"> • low forces • long working range • low modulus • low friction 	Nitinol HA	Nitinol SE	Nitinol Classic
Intermediate Phase Working the Big Picture <ul style="list-style-type: none"> • space closure • arch form correction • occlusal plane leveling Necessary Wire Criteria <ul style="list-style-type: none"> • medium forces • medium working range • medium modulus • medium malleability • low friction 	Nitinol Classic	Beta III Titanium	Permachrome Resilient
Finishing Phase Getting Down to Details <ul style="list-style-type: none"> • vertical detailing • individual rotations • refine interdigitation • retention Necessary Wire Criteria <ul style="list-style-type: none"> • medium forces • short working range • high modulus • high malleability 	Beta III Titanium	Permachrome Resilient	Permachrome Standard

Unitek™ Nitinol Heat-Activated Archwire

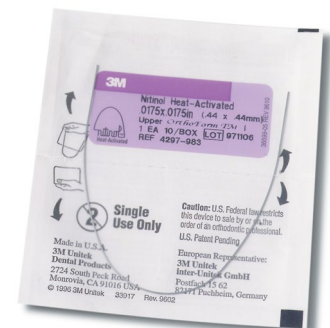
OrthoForm™ II
SquareOrthoForm™ III
OvoidOrthoForm™
LA

Dimension Inches	Dimension mm			
Round				
Upper				
.014	.36		9296-609	9296-611
.016	.41		4296-985	4296-991
.018	.46		4296-987	4296-993
.020	.51		-	4296-995
.0215	.55		9296-615	9296-617
Lower				
.014	.36		9296-610	9296-612
.016	.41		4296-986	4296-992
.018	.46		4296-988	4296-994
.020	.51		-	4296-996
.0215	.55		9296-616	9296-618
Rectangular/Square				
Upper				
.014 x .025	.36 x .64		9296-633	9296-635
.016 x .022	.41 x .56		4297-973	4297-913
.016 x .025	.41 x .64		9296-621	9296-623
.0175 x .0175	.44 x .44		4297-975	4297-911
.017 x .025	.43 x .64		4297-991	4297-921
.017 x .025 H*	.43 x .64		9296-627	9296-629
.019 x .025	.48 x .64		4297-977	4297-919
.019 x .025 H*	.48 x .64		9296-645	9296-647
.021 x .021	.53 x .53		4297-979	4297-917
.021 x .025	.53 x .64		4297-993	4297-923
.021 x .025 H*	.53 x .64		-	9296-641
Lower				
.014 x .025	.36 x .64		9296-634	9296-636
.016 x .022	.41 x .56		4297-974	4297-914
.016 x .025	.41 x .64		9296-622	9296-624
.0175 x .0175	.44 x .44		4297-976	4297-912
.017 x .025	.43 x .64		4297-992	4297-922
.017 x .025 H*	.43 x .64		9296-628	9296-630
.019 x .025	.48 x .64		4297-978	4297-920
.019 x .025 H*	.48 x .64		9296-646	9296-648
.021 x .021	.53 x .53		4297-980	4297-918
.021 x .025	.53 x .64		4297-994	4297-924
.021 x .025 H*	.53 x .64		-	9296-642

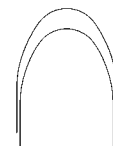
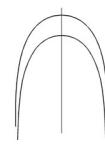
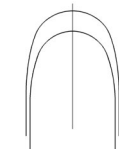
*Hybrid

Nitinol Heat-Activated is a thermally activated super-elastic archwire. It is the easiest of Nitinol wires to engage, and it delivers light continuous forces that effectively move teeth with minimal discomfort to the patient.

- Can be cooled or chilled resulting in a softer, more pliable wire for easy engagement
- Provides light continuous forces
- Force activation occurs around body temperature
- Available in square sizes making it excellent for early torque control
- Good bend retention when bent in hot water
- 10/pk unit of use



Unitek™ Nitinol Super-Elastic Archwire

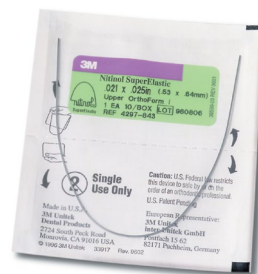


Dimension Inches	Dimension mm	OrthoForm™ II Square	OrthoForm™ III Ovoid	OrthoForm™ LA	Reverse Curve
Round					
Upper					
.014	.36	4296-805	4296-911	4296-813	-
.014 D**	.36	9296-805	9296-911	-	-
.016	.41	4296-807	4296-913	4296-815	296-821
.016 D**	.41	9296-807	9296-913	-	-
.018	.46	4296-809	4296-915	4296-817	296-823
.020	.51	4296-811	4296-917	-	297-871
Lower					
.014	.36	4296-806	4296-912	4296-814	-
.014 D**	.36	9296-806	9296-912	-	-
.016	.41	4296-808	4296-914	4296-816	296-822
.016 D**	.41	9296-808	9296-914	-	-
.018	.46	4296-810	4296-916	4296-818	296-824
.020	.51	4296-812	4296-918	-	297-872
Rectangular/Square					
Upper					
.014 x .025 D**	.36 x .64	9293-815	9293-817	-	-
.016 x .016	.41 x .41	4297-803	4297-951	4297-831	-
.016 x .022	.41 x .56	4297-801	4297-953	4297-833	297-821
.016 x .025	.41 x .64	-	-	-	297-869
.016 x .025 D**	.41 x .64	9293-851	9293-853	-	-
.017 x .025	.43 x .64	4297-807	4297-955	4297-835	297-823
.017 x .025 D**	.43 x .64	9297-807	9297-955	-	-
.017 x .025 H* D**	.43 x .64	9293-879	9293-881	-	-
.018 x .018	.46 x .46	4297-809	4297-957	-	-
.018 x .025	.46 x .64	4297-813	4297-959	-	-
.018 x .025 H*	.46 x .64	9293-905	9293-907	-	-
.019 x .025	.48 x .64	4297-815	4297-961	-	297-825
.019 x .025 H*	.48 x .64	9296-651	9296-653	-	-
.021 x .025	.53 x .64	4297-817	4297-963	-	297-827
.021 x .025 H*	.53 x .64	9293-933	9293-935	-	-
Lower					
.014 x .025 D**	.36 x .64	9293-816	9293-818	-	-
.016 x .016	.41 x .41	4297-804	4297-952	4297-832	-
.016 x .022	.41 x .56	4297-802	4297-954	4297-834	297-822
.016 x .025	.41 x .64	-	-	-	297-870
.016 x .025 D**	.41 x .64	9293-852	9293-854	-	-
.017 x .025	.43 x .64	4297-808	4297-956	4297-836	297-824
.017 x .025 D**	.43 x .64	9297-808	9297-956	-	-
.017 x .025 H* D**	.43 x .64	9293-880	9293-882	-	-
.018 x .018	.46 x .46	4297-810	4297-958	-	-
.018 x .025	.46 x .64	4297-814	4297-960	-	-
.018 x .025 H*	.46 x .64	9293-906	9293-908	-	-
.019 x .025	.48 x .64	4297-816	4297-962	-	297-826
.019 x .025 H*	.48 x .64	9296-652	9296-654	-	-
.021 x .025	.53 x .64	4297-818	4297-964	-	297-828
.021 x .025 H*	.53 x .64	9293-934	9293-936	-	-

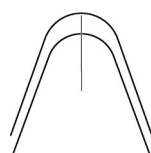
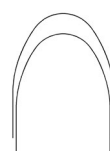
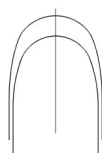
*Hybrid **Dimpled

Nitinol Super-Elastic is easy to engage and maintains light continuous forces with a range between Nitinol Heat-Activated and Nitinol Classic.

- Provides light continuous forces
- Easy engagement characteristics
- Good early torque control
- 10/pk unit of use
- Available in Reverse Curve in folder pack of 10 wires



Unitek™ Nitinol Classic Archwire



Dimension Inches	Dimension mm	OrthoForm™ II Square	OrthoForm™ III Ovoid	OrthoForm™ LA	Standard
Round					
Upper					
.012	.30	9296-603	9296-605	-	4296-121
.014	.36	4296-405	4296-517	4296-307	4296-141
.014 D**	.36	9296-405	9296-517	-	-
.016	.41	4296-407	4296-519	4296-303	4296-161
.016 D**	.41	9296-407	9296-519	-	-
.018	.46	4296-409	4296-521	4296-315	4296-181
.020	.51	4296-411	4296-523	-	-
Lower					
.012	.30	9296-604	9296-606	-	4296-122
.014	.36	4296-406	4296-518	4296-308	4296-142
.014 D**	.36	9296-406	9296-518	-	-
.016	.41	4296-408	4296-520	4296-304	4296-162
.016 D**	.41	9296-408	9296-520	-	-
.018	.46	4296-410	4296-522	4296-316	4296-182
.020	.51	4296-412	4296-524	-	-
Rectangular/Square					
Upper					
.014 x .025 D**	.36 x .64	9293-821	9293-823	-	-
.016 x .016	.41 x .41	4297-701	4297-851	4297-601	-
.016 x .022	.41 x .56	4297-703	4297-853	4297-603	4297-171
.016 x .025 D**	.41 x .64	-	9293-859	-	-
.017 x .022	.43 x .56	4297-705	4297-855	-	-
.017 x .025	.43 x .64	4297-707	4297-857	4297-609	4297-281
.017 x .025 D**	.43 x .64	-	9297-857	-	-
.017 x .025 H* D**	.43 x .64	-	-	-	-
.018 x .018	.46 x .46	4297-709	4297-859	4297-613	4297-113
.018 x .022	.46 x .56	4297-711	4297-861	-	-
.018 x .025	.46 x .64	4297-713	4297-863	4297-615	4297-381
.018 x .025 H*	.46 x .64	-	-	-	-
.019 x .025	.48 x .64	4297-715	4297-865	4297-621	-
.019 x .025 H*	.48 x .64	9293-953	9293-955	-	-
.021 x .025	.53 x .64	4297-717	4297-867	-	-
Lower					
.014 x .025 D**	.36 x .64	9293-822	9293-824	-	-
.016 x .016	.41 x .41	4297-702	4297-852	4297-602	-
.016 x .022	.41 x .56	4297-704	4297-854	4297-604	4297-172
.016 x .025 D**	.41 x .64	-	9293-860	-	-
.017 x .022	.43 x .56	4297-706	4297-856	-	-
.017 x .025	.43 x .64	4297-708	4297-858	4297-610	4297-282
.017 x .025 D**	.43 x .64	-	9297-858	-	-
.017 x .025 H* D**	.43 x .64	-	-	-	-
.018 x .018	.46 x .46	4297-710	4297-860	4297-614	4297-114
.018 x .022	.46 x .56	4297-712	4297-862	-	-
.018 x .025	.46 x .64	4297-714	4297-864	4297-616	4297-382
.018 x .025 H*	.46 x .64	-	-	-	-
.019 x .025	.48 x .64	4297-716	4297-866	4297-622	-
.019 x .025 H*	.48 x .64	9293-954	9293-956	-	-
.021 x .025	.53 x .64	4297-718	4297-868	-	-

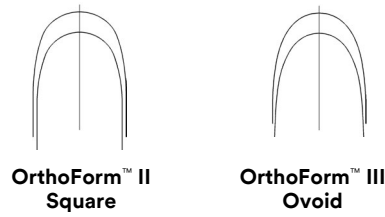
*Hybrid **Dimpled

3M pioneered nickel-titanium as an improved alternative to stainless steel in 1977. This "Classic" archwire continues to provide the linear elasticity and bendability of high strength steel and the elastic working range and lighter forces that only a nickel-titanium can deliver.

- Long working range
- 40% the forces of stainless steel
- 10/pk unit of use




Unitek™ Beta III Titanium Archwire



Dimension Inches	Dimension mm		
Rectangular/Square			
Upper			
.016 x .022	.41 x .56	4301-302	4301-304
.016 x .025	.41 x .64	4301-352	4301-354
.0175 x .0175	.44 x .44	4301-336	4301-338
.017 x .025	.43 x .64	4301-308	4301-310
.019 x .025	.48 x .64	4301-314	4301-316
.021 x .025	.53 x .64	4301-320	4301-322
Lower			
.016 x .022	.41 x .56	4301-303	4301-305
.016 x .025	.41 x .64	4301-353	4301-355
.0175 x .0175	.44 x .44	4301-337	4301-339
.017 x .025	.43 x .64	4301-309	4301-311
.019 x .025	.48 x .64	4301-315	4301-317
.021 x .025	.53 x .64	4301-321	4301-323

Known as the “happy medium” between nickel-titanium and stainless steel, this archwire provides the extended working range of a titanium alloy and the bendability of stainless steel.

- Processed to reduce breakage
- Polished surface finish for improved sliding mechanics
- Tight corner radii specifications reducing torque loss, especially in final phase of treatment
- 10/pk unit of use



Unitek™ Lateral Development Archwires

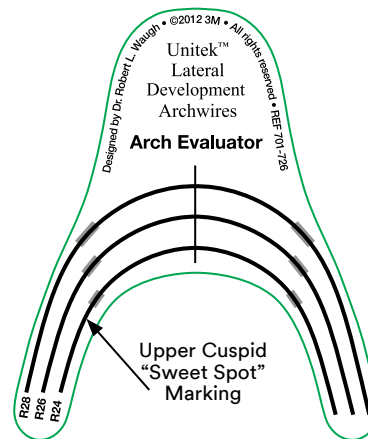
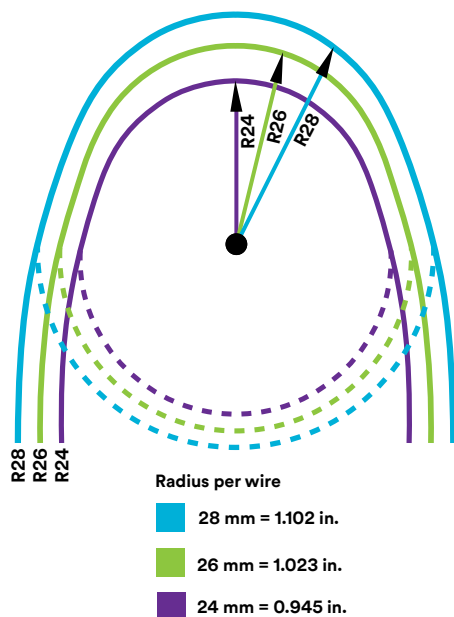
Dimension Inches	Dimension mm	R28		R26		R24	
Nitinol							
.012	.30	4581-301	5	4581-302	5	4581-303	5
.013	.33	4581-304	5	4581-305	5	4581-306	5
.014	.36	4581-307	5	4581-308	5	4581-309	5
.016	.41	4581-310	5	4581-311	5	4581-312	5
.018	.46	4581-313	5	4581-314	5	4581-315	5
.020	.51	4581-316	5	4581-317	5	4581-318	5
.014 x .025	.36 x .64	4581-319	5	4581-320	5	4581-321	5
.016 x .022	.41 x .56	4581-322	5	4581-323	5	4581-324	5
.016 x .025	.41 x .64	4581-325	5	4581-326	5	4581-327	5
.017 x .025	.43 x .64	4581-328	5	4581-329	5	4581-330	5
.018 x .025	.46 x .64	4581-331	5	4581-332	5	4581-333	5
.019 x .025	.48 x .64	4581-334	5	4581-335	5	4581-336	5
Nitinol HA							
.014 x .025	.36 x .64	4585-301	5	4585-302	5	4585-303	5
.016 x .025	.41 x .64	4585-304	5	4585-305	5	4585-306	5
.017 x .025	.43 x .64	4585-307	5	4585-308	5	4585-309	5
.018 x .025	.46 x .64	4585-310	5	4585-311	5	4585-312	5
.019 x .025	.48 x .64	4585-313	5	4585-314	5	4585-315	5
Beta Titanium							
.016 x .022	.41 x .56	4582-301		4582-302		4582-303	
.017 x .025	.43 x .64	4582-304		4582-305		4582-306	
.019 x .025	.48 x .64	4582-307		4582-308		4582-309	
Stainless Steel							
.016 x .022	.41 x .56	4583-301		4583-302		4583-303	
.016 x .025	.41 x .64	4583-304		4583-305		4583-306	
.017 x .025	.43 x .64	4583-307		4583-308		4583-309	
.019 x .025	.48 x .64	4583-310		4583-311		4583-312	

- For Nitinol and Nitinol HA archwires with pre-loaded stops, add a 5 at the end of the 7 digit part number.
- 10/pk unit of use

with stops

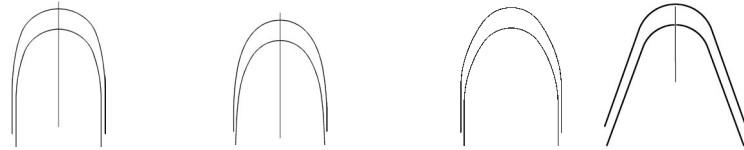
with stops

with stops



Arch Evaluator (5/pk)
REF 701-726

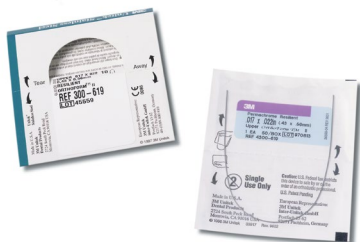
Permachrome Resilient Archwire



Dimension Inches	Dimension mm	OrthoForm™ II Square	OrthoForm™ III Ovoid	OrthoForm™ LA	Standard
Round					
Upper					
.012	.30	4300-603	300-003	-	-
.014	.36	4 300-605	4 300-005	-	299-145
.016	.41	4 300-607	4 300-007	300-503	299-165
.018	.46	4 300-609	4 300-009	300-515	299-185
.020	.51	4 300-611	4 300-011	4300-521	299-205
Lower					
.012	.30	4300-604	300-004	-	-
.014	.36	4 300-606	4 300-006	-	299-146
.016	.41	4 300-608	4 300-008	300-504	299-166
.018	.46	4 300-610	4 300-010	300-516	299-186
.020	.51	4 300-612	4 300-012	4300-522	299-206
Rectangular/Square					
Upper					
.016 x .016	.41 x .41	4 300-615	4 300-015	4 300-565	298-115
.016 x .022	.41 x .56	4 300-617	4 300-017	300-567	298-175
.016 x .025	.41 x .64	4300-657	4 300-659	-	-
.0175 x .0175	.44 x .44	4293-341	4293-351	4 -	-
.017 x .022	.43 x .56	4300-619	4 300-019	4300-577	298-275
.017 x .025	.43 x .64	4 300-621	4 300-021	300-579	298-285
.017 x .025 H*	.43 x .64	9293-891	9293-893	-	-
.018 x .022	.46 x .56	4300-623	4 300-023	4300-569	-
.018 x .025	.46 x .64	4 300-625	4 300-025	300-573	298-385
.018 x .025 H*	.46 x .64	9293-917	9293-919	-	-
.019 x .025	.48 x .64	4 300-627	4 300-027	300-585	298-485
.019 x .025 H*	.48 x .64	9293-959	9293-961	-	-
.021 x .025	.53 x .64	4300-629	4 300-029	4300-593	298-585
Lower					
.016 x .016	.41 x .41	4 300-616	4 300-016	4 300-566	298-116
.016 x .022	.41 x .56	4 300-618	4 300-018	300-568	298-176
.016 x .025	.41 x .64	4300-658	4 300-660	-	-
.0175 x .0175	.44 x .44	4293-342	4293-352	-	-
.017 x .022	.43 x .56	4300-620	4 300-020	4300-578	298-276
.017 x .025	.43 x .64	4 300-622	4 300-022	300-580	298-286
.017 x .025 H*	.43 x .64	9293-892	9293-894	-	-
.018 x .022	.46 x .56	4300-624	4 300-024	-	-
.018 x .025	.46 x .64	4 300-626	4 300-026	300-574	298-386
.018 x .025 H*	.46 x .64	9293-918	9293-920	-	-
.019 x .025	.48 x .64	4 300-628	4 300-028	300-586	298-486
.019 x .025 H*	.48 x .64	9293-960	9293-962	-	-
.021 x .025	.53 x .64	4300-630	4 300-030	4300-594	298-586

Unit of Use

*Hybrid

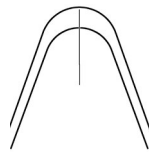


Our most popular stainless steel archwire – delivering a balance of malleability and springback.

- Better formability than Hi-T™ II
- Mid-range tensile strength

- OrthoForm II, III, LA packed 50/pk unit of use or 10/pk folders
- Standard Archform Round packed 50/pk folders, Square and Rectangular 10/pk folders
- Hybrid packed 10/pk unit of use

Permachrome Standard Archwire




Dimension Inches	Dimension mm	Standard
Round		
Upper		
.018	.46	301-181
Lower		
.018	.46	301-182
Rectangular/Square		
Upper		
.016 x .022	.41 x .56	300-171
.017 x .025	.43 x .64	300-281
.018 x .025	.46 x .64	300-381
.019 x .025	.48 x .64	300-481
Lower		
.016 x .022	.41 x .56	300-172
.017 x .025	.43 x .64	300-282
.018 x .025	.46 x .64	300-382
.019 x .025	.48 x .64	300-482

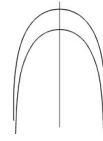
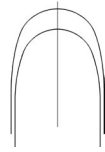
Unit of Use

This stainless steel archwire is recommended when complex bends and loops are required.


- Better malleability than Permachrome Resilient and Hi-T™ II
- Lowest tensile strength
- Round wires packed 50/pkg folders, Rectangular wires 10/pkg folders



Permachrome Posted Archwire Miscellaneous Solder Supplies



Dimension Inches	Inter-Post mm	OrthoForm™ II Square	OrthoForm™ III Ovoid
Rectangular			
Upper			
.016 x .022	44	-	300-931
.016 x .022	42	-	300-932
.016 x .022	40	-	300-933
.016 x .022	38	300-728	300-934
.016 x .022	36	300-729	300-935
.016 x .022	34	300-730	300-936
.016 x .022	32	300-731	300-937
<hr/>			
.019 x .025	44	-	300-938
.019 x .025	42	300-233	300-939
.019 x .025	40	300-234	300-940
.019 x .025	38	300-235	300-941
.019 x .025	36	300-236	300-942
.019 x .025	34	300-237	300-943
.019 x .025	32	300-238	300-944
<hr/>			
Rectangular			
Lower			
.016 x .022	30	-	300-955
.016 x .022	28	-	300-956
.016 x .022	26	-	300-957
.016 x .022	24	-	300-958
.016 x .022	22	-	300-959
<hr/>			
.019 x .025	30	300-244	300-960
.019 x .025	28	300-245	300-961
.019 x .025	26	300-246	300-962
.019 x .025	24	300-247	300-963
.019 x .025	22	-	300-964



- High tensile strength
- Stainless steel wires with brass alloy posts
- Available in folder packs only
- 10/pk

Solder Supplies

Unitek™ Soldering Flux 700-202

Silver Solder

- Dead soft. Contains no toxic cadmium.
- 2-DWT package

700-101 Light, Diameter: 0.010 in. (0.25 mm);
Length: 30 feet (9.14 meters)

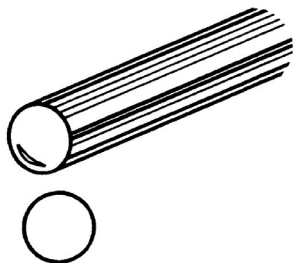
700-102 Regular, Diameter: 0.015 in. (0.38 mm);
Length: 20 feet (6.10 meters)

700-103 Heavy, Diameter: 0.025 in. (0.64 mm);
Length: 10 feet (3.05 meters)

Unitek™ Stainless Steel Straight Lengths

Round Wire

- 14 in. (35.6 cm)
Straight Lengths



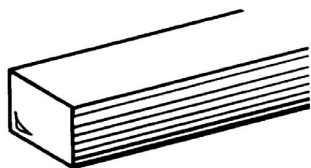
Size		Permachrome Standard	Qty/ Pkg	Permachrome Resilient	Qty/ Pkg
Inches	mm				
.010	.25	211-100	40	-	
.012	.30	211-120	40	-	40
.014	.36	211-140	40	213-140	40
.015	.39	211-150	40	-	
.016	.41	211-160	40	213-160	40
.018	.46	211-180	40	213-180	40
.020	.51	211-200	40	213-200	40
.021	.53	211-210	35	-	
.022	.56	211-220	35	-	
.024	.61	211-240	30	-	
.025	.64	211-250	30	220-250	30
.026	.66	211-260	30	-	
.028	.71	211-280	25	220-280	30
.030	.76	211-300	25	220-300	30
.032	.81	211-320	25	220-320	30
.036	.91	211-360	25	220-360	25
.040	1.0	211-400	20	-	
.045	1.14	211-450	15	-	
.051	1.3	211-510	15	-	
.055	1.4	211-550	15	-	

Rectangular and Square Wire

- Slightly radiused corners facilitate insertion into bracket slot with no appreciable loss of torque

- Square wire for control with optimum sliding mechanics

- Tighter diagonal tolerance on .016 x .016 to avoid rolling in slot
- 10/pkg



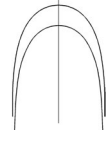
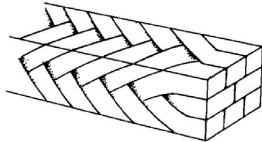
14 in. (35.6 cm) Straight Lengths

Size		Permachrome Standard	Permachrome Resilient
Inches	mm		
.016 x .016	.41 x .41	251-616	253-616
.016 x .022	.41 x .56	251-622	253-622
.017 x .022	.43 x .56	251-722	253-722
.017 x .025	.43 x .64	251-725	253-725
.018 x .018	.46 x .46	-	253-818
.018 x .022	.46 x .56	251-822	253-822
.018 x .025	.46 x .64	251-825	253-825
.019 x .025	.48 x .64	251-925	253-925
.020 x .025	.51 x .64	-	253-025
.021 x .025	.53 x .64	251-125	253-125
.0215 x .028	.55 x .71	251-228	253-228

Multi-Strand Archwire

Unitek™ Braided Wire

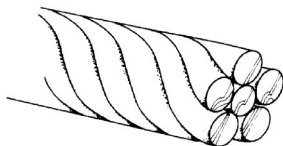
- Eight (8) strand Braided Rectangular
- Three dimensional control
- Wide working range
- 10/pk



Dimension Inches	Dimension mm	OrthoForm™ II Square	OrthoForm™ III Ovoid
Rectangular/Square			
Upper			
.016 x .016	.41 x .41	300-905	-
.016 x .022	.41 x .56	300-907	-
.017 x .025	.43 x .64	300-909	300-967
.018 x .025	.46 x .64	300-911	-
.019 x .025	.48 x .64	300-913	300-971
.021 x .025	.53 x .64	300-915	-
Lower			
.016 x .016	.41 x .41	300-906	-
.016 x .022	.41 x .56	300-908	-
.017 x .025	.43 x .64	300-910	300-968
.018 x .025	.46 x .64	300-912	-
.019 x .025	.48 x .64	300-914	300-972
.021 x .025	.53 x .64	300-916	-

Unitek™ Coaxial Wire

- Five (5) tempered wires wrapped around a core wire
- Light force
- Highly flexible – easy to engage
- Excellent initial wire
- One form for both U/L arches
- Ends do not unravel when cut
- 10/pk



Inches	Size mm	OrthoForm™ II	
		Round	14 in. Lengths
.0155	.40		300-760
.0175	.45		300-761
.0195	.48		300-762
.0215	.51		300-763

Unitek™ Twist Wire

- Three (3) strand twist
- More continuous light force over greater working range than solid round wire of same diameter
- 10/pk

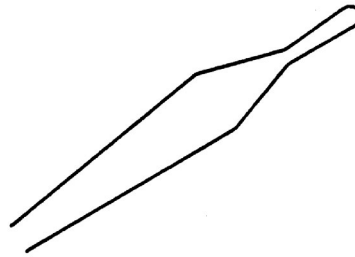


Inches	Size mm	OrthoForm™ II	
		Upper	Lower
.0175	.45	300-701	300-702

Ligature Wire and Tie Hooks

Ligature Wire

- Preformed ligature slips easily over all brackets
- Coated preformed ligature wire; ideal for esthetic brackets such as Clarity™ Brand Brackets
- Dead soft permachrome wire in color coded bundles of 200
- Coated ligature wire reduces friction between archwire and bracket



Preformed Uncoated (1,000/pk)

Diameter		Color Band
Inches	mm	
.008	.20	390-080 Yellow
.009	.23	390-090 Green
.010	.25	390-100 Blue
.011	.28	390-110 Pink
.012	.30	390-120 Black
.014	.36	390-140 Red

Spool Uncoated

Diameter		16 oz. (.45 kg)
Inches	mm	
.008	.20	200-084
.009	.23	200-094
.010	.25	200-104
.011	.28	200-114
.012	.30	200-124
.014	.36	200-144

Preformed Coated (100/pk)

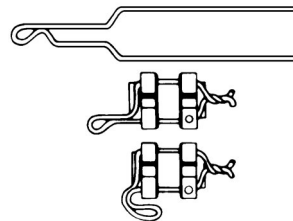
Diameter		Coating Color
Inches	mm	
.012*	.30	390-160 Natural

*Finished diameter .008 Core wire

Auxiliary Ligature Tie Hooks

- .014 in. (.36 mm) ligature wire spot-welded to form a hook
- Slips under tie-wing, secures like ligature
- Tie-in mesially or distally with archwire in place


390-145 100/pk



Unitek™ Ligature Ties Preformed Coated .012

- Esthetic, tooth colored ligature tie that can be used with ceramic brackets such as Clarity™ Advanced Ceramic Brackets
- Stainless Steel tie with a Polymer Coating (Ethylene/Tetrafluoroethylene Copolymer)
- .012 diameter
- Available in packs of 100

390-170 100/pk



Retainer Wire

Hawley Labial Retainer (Single Loop)

- .030 in. (.76 mm) Permachrome Resilient Wire
- Preformed three dimensional complex bends, including lateral indents and convoluted palatal extensions for positive anchorage
- Ready to anchor in acrylic base
- Center of loop is on marginal ridge of cuspid



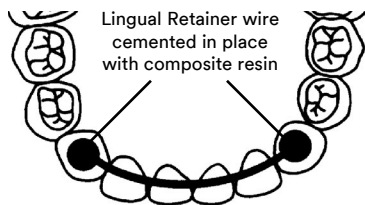

Hawley Retainer Wires (1/Pack)

Length (mm*)	Size	Length (mm*)	Size		
32.8	0	360-300	45.3	5	360-305
35.2	1	360-301	47.8	6	360-306
37.8	2	360-302	50.3	7	360-307
40.3	3	360-303	52.7	8	360-308
42.8	4	360-304	55.2	9	360-309

*Center distal loop to distal loop which corresponds to the distance cuspid to cuspid

Lingual Retainer Wire (Bondable)

- 7 in. (17.8 cm) straight lengths
- .032 in. (.81 mm) stainless steel in tight twist, will not unravel when cut
- Tight spiral twist facilitates bonding without end loops or bonding pads
- Bond any or all teeth in segment



Diameter		Order	
Inches	mm	No.	Qty/Pkg
.032	.81	260-032	25

Lingual Retainer Kit

- 25 each Twist wire
- 50 each AlastiK™ EZ3 Holders
- Complete Instructions

709-060

AlastiK™ EZ3 Holder



• Not Made With Natural Rubber Latex

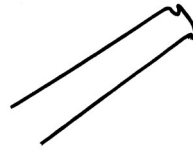
- Pre-bonding lingual wire support
- Eliminates need for wax, ligature wire, floss threader or manual assistance

406-044 10/pk

Clasps

Modified Arrowhead Clasps

- Permachrome Resilient
- Grips single teeth independently
- Use on primary, permanent or semi-erupted teeth

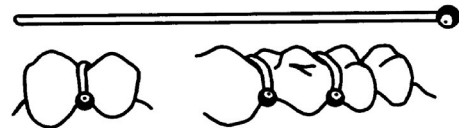


Modified Arrowhead Clasp (10/Pk)

Inches	Size		Width (mm)		
	mm				
.024	.61		5.5	362-241	Primary & Permanent Cuspids
.024	.61		6.5	362-243	Primary & Permanent Cuspids
.028	.71		6.0	362-282	Bicuspid & Primary Molars
.028	.71		7.0	362-284	Primary Molars
.028	.71		8.0	362-285	Permanent Molars
.028	.71		9.0	362-286	Permanent Molars
.028	.71		10.0	362-287	Permanent Molars
.028	.71		11.0	362-288	Permanent Molars
.028	.71		12.0	362-289	Permanent Molars

Ball Clasps

- Length 1.38 in. (34.9 mm)
- Stainless steel round wire with integrated round ball at one end
- Ball diameter approximately twice wire diameter
- 10/pk



Wire

in.	Diameter		Length		
	mm		in.	mm	
.024	.61		1.38	34.9	364-240
.028	.71		1.38	34.9	364-280
.032	.81		1.50	38.1	364-320
.040	1.02		1.50	38.1	364-400

Archwire Accessories

Unitek™ Archwire Dispenser

Holds up to six boxes of archwires (archwires not included). White Plexiglass.
453-012



Light Wire Arch Computer

Flexible vinyl computer used for fast determination of proper archwire size by measuring cuspid-to-cuspid distance on patient's model.

701-720

Refer to Supplies and Equipment section for arch form symmetry aids.

3M™ APC™ Flash-Free Adhesive Coated Appliance System	7.2
Tooth Preparation.....	7.4
Miscellaneous Products	7.4
3M™ Transbond™ Plus Self Etching Primer.....	7.5
3M™ Transbond™ MIP Moisture Insensitive Primer....	7.5
3M™ Transbond™ XT Primer	7.5
3M™ Transbond™ XT Light Cure Adhesive	7.6
3M™ Transbond™ PLUS Color Change Adhesive	7.7
3M™ Transbond™ LR Light Cure Adhesive	7.7
3M™ Transbond™ Plus Light Cure Band Adhesive	7.8
3M™ Unitek™ Multi-Cure Glass Ionomer Orthodontic Band Cement.....	7.8
3M™ Ortholux™ Luminous Curing Light.....	7.9
3M™ Concise™ Orthodontic Chemical Cure Adhesive	7.10
3M™ Unite™ Bonding Adhesive.....	7.10
3M™ Sondhi™ Rapid-Set Indirect Bonding Adhesive	7.10
3M™ Transbond™ IDB Pre-Mix Chemical Cure Adhesive.....	7.11
3M™ RelyX™ Unicem 2 Automix Self-Adhesive Resin Cement	7.11
3M™ Transbond™ Supreme LV Light Cure Adhesive	7.11

3M™ APC™ Flash-Free Adhesive Coated Appliance System

Simply a better way to bond.

Bonding is undergoing a revolution. And while the current system of adding adhesive to a bracket works fine, the 3M™ APC™ Flash-Free Adhesive Coated Appliance System works even better—and faster. The system’s next generation, resin-soaked nonwoven mat adheres to enamel for a better, reliable bond that also eliminates the process of flash removal.

At 3M, we think it’s time to leave flash behind. We used proven 3M technologies to develop APC Flash-Free Adhesive—the most efficient bonding system in orthodontics. Our innovative design creates a unique adhesive bonding substrate on the base of each bracket.

APC Flash-Free adhesive coated brackets have shown an average bond failure rate of less than two percent in the first ninety days of bonding.*

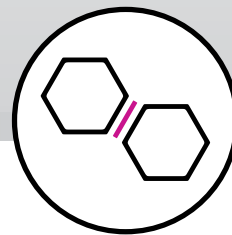


APC Flash-Free Adhesive is available on five appliance choices for complete 7×7 bonding and is compatible with both metal and ceramic brackets.



Saves Time and Cost

- ✓ Faster and more efficient bonding than non-precoated brackets.
- ✓ Eliminates the flash removal step from bonding.
- ✓ Simple, easy clean-up at debonding.



Superior Bonding Efficiency

- ✓ Bond time is reduced up to 40% per bracket.
- ✓ No flash removal reduces accidental bracket movement after positioning, reducing the need to reposition.
- ✓ Protects tooth enamel under adhesive.

For more information, visit 3M.com/APCFF or contact your 3M Representative today.

*3M data on file.

Proven technology. Superior performance.

Powered by 3M science, APC Flash-Free Adhesive leverages several of the highly advanced 3M Technology Platforms such as nanotechnology, adhesives and nonwoven materials. The result is a revolutionary way to bond orthodontic appliances that eliminates the many challenges of bonding with flash.



Bonding reliability without flash removal. Orthodontic appliances bonded using APC Flash-Free Adhesive have reliable bond strength that's comparable to 3M™ Transbond™ XT Adhesive and 3M™ APC™ II Adhesive while eliminating challenging and time-consuming flash removal.

The difference is the fibers. Minimal bracket drift occurs after initial placement because of the adhesive bond provided by nonwoven materials. A web of micron-sized polypropylene fibers provide the necessary thickness and loft needed for a reliable bond.

A smooth, even and hygienic seal. The pre-coated resin forms a smooth meniscus around the bracket base. This creates an even seal and protects the enamel under the surface of the bracket from acid erosion caused by microleakage.

APC Flash-Free Adhesive is available with:



Clarity™ Ultra
Self-Ligating Brackets



Clarity™ Advanced
Ceramic Brackets




SmartClip™ SL3
Self-Ligating Brackets



Victory Series™
Low Profile Brackets



Victory Series™ Superior
Fit Buccal Tubes



APC Flash-Free Adhesive

Traditional paste adhesives require flash cleanup which can leave uneven excess adhesive or undercuts around the edges of brackets, allowing a surface area for food particles to accumulate or plaque to form. Our APC Flash-Free Adhesive forms a smooth meniscus when the adhesive coated bracket is seated, which seals the tooth surface around the edges of the bracket.

Etching the Tooth Surface

Tooth Preparation



Unitek™ Etching Gel System
(Blue Tint)
(35% Phosphoric Acid)
2 gel etch syringes (3.5 g each)
25 disposable plastic dispensing tips
712-039



Unitek™ Etching Gel System
(Blue Tint)
(35% Phosphoric Acid)
2 gel etch syringes (3.5 g each)
20 disposable metal dispensing tips
712-044



Brush Holder
4/pk
704-046



Unitek™ Etching Gel
(Blue Tint)
35% phosphoric acid
9 ml bottle
704-060



Disposable Plastic Dispensing Tips
25/pk
712-037



Disposable Metal Dispensing Tips
20/pk
712-045

Miscellaneous Products

Bonding Prep Trays
25/pk tacky surface in well
709-029

100/pk tacky surface in well
709-019



Ortho Laboratory Adhesive
for Indirect Bonding
3 syringe/pk
704-050

Dispensing Items
Mixing Pad 3" x 2½"
5/pk
704-030

Disposable Spatulas
100/pk
704-045

Priming Teeth Prior to Light Cure Applications

Transbond™ Plus Self Etching Primer

Easy-to-use Transbond Plus Self Etching Primer lets you etch and prime enamel in one simple step. A single-patient use foil pack contains pre-measured etchant and light cure primer that are applied together using a disposable applicator included with each pack. Works in both moist and dry environments with outstanding bond strength when used with moisture tolerant adhesives. Each unit contains enough primer for a complete arch. Use with light cure adhesives.

100 unit box
712-090

20 unit box
712-091



Standard Applicators (100/pk)
712-092



Easy Roller (1 each)
712-093

Transbond™ MIP Moisture Insensitive Primer

- Moisture tolerant primer bonds in moisture (water or saliva) without compromising bond strength with a single coat over contaminated tooth surface when used with moisture tolerant adhesives
- Compatible with all 3M light cure adhesives

Transbond MIP Moisture Insensitive Primer Introductory Kit

6 ml Transbond MIP primer
1 light sensitive well
20 disposable wells
1 brush holder
60 brush tips
712-021

Transbond MIP Primer Bottle
6 ml
712-025



Disposable Wells
96/pk
712-023



Light Sensitive Wells
4/pk
712-022



Brush Holders
4/pk
704-046



Transbond™ XT Primer



- Requires only a thin, uniform film on each tooth
- Serves as a wetting agent

Transbond XT Primer Bottle
6 ml
712-034

Direct Bond Light Cure Adhesive

Transbond™ XT Light Cure Adhesive

Command Cure

- Quick ceramic/metal bracket cure

Extended Working Time

- Allows precise bracket placement

Immediate Bond Strength

- Allows archwire to be tied in immediately following cure

Versatile

- Saves time for rebonds
- Efficient bonding of ceramic and metal brackets

Excellent Handling Properties

- No bracket drift
- Easy flash clean-up



Transbond XT Light Cure Adhesive Kit in Capsules
 25 capsules (0.2 g each)
 6 ml Transbond XT primer
 1 adhesive dispensing gun
 1 brush holder
 60 brush tips
712-030

Transbond XT Adhesive in Capsules
 25 capsules (0.2 g each)
712-031

Adhesive Dispensing Gun
712-032



Transbond XT Light Cure Adhesive Kit in Syringes
 2 syringes (4 g each)
 6 ml Transbond XT primer
 1 brush holder
 60 brush tips
712-035



Transbond XT Adhesive in Syringes
 4 syringes (4 g each)
712-036

Transbond XT Primer Bottle
 6 ml
712-034

Transbond XT Adhesive Syringe Sample
 2 syringes (4 g each)
712-066

Direct Bond Light Cure Adhesive

Transbond™ PLUS Color Change Adhesive

Moisture Tolerant

- Reliable bond in moist field when used with moisture tolerant primers

Color Changing

- Easier flash clean-up
- Better bracket reference

Versatile

- Bonds ceramic and metal brackets
- Available in syringes and capsules



Transbond PLUS Color Change Adhesive in Syringes

2 ea. syringes (4 g each)
712-101

Transbond PLUS Color Change Adhesive in Capsules

25 ea. capsules (0.2 g each)
1 Adhesive Dispensing Gun
712-102



Syringe Refill

4 ea. syringes (4 g each)
712-103

Capsule Refill

25 ea. capsules (0.2 g each)
712-104

Syringe Sample

1 ea. syringe (4 g each)
712-105

Capsule Sample

2 ea. capsules (0.2 g each)
712-106



Capsule Kit with Transbond™ Plus Self Etching Primer

(712-102 plus 712-091)
712-108

Syringe Kit with Transbond Plus Self Etching Primer

(712-101 plus 712-091)
712-107

Bonding Lingual Retainers

Transbond™ LR Light Cure Adhesive

Light cure adhesive designed specifically for bonding lingual retainers. Optimized viscosity with softer consistency than Transbond XT Adhesive.



Transbond LR Capsule Kit

25 capsules (0.2 g each)
6 ml Transbond XT primer
1 adhesive dispensing gun
1 brush holder
60 brush tips
712-033

Transbond LR Capsules

25 capsules (0.2 g each)
712-038

Adhesive Dispensing Gun

712-032

AlastiK™ EZ3 Holder

Holds lingual retainer wire securely in place during bonding
10/pk
406-044

Banding Adhesive/Cement

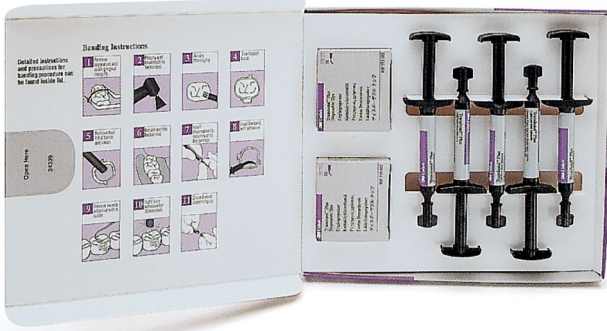
Transbond™ Plus Light Cure Band Adhesive

- Single paste for easy dispensing
- Blue color for initial and final clean-up
- No-mix band adhesive

Transbond Plus Light Cure Band Adhesive Kit
 5 ea. syringe (4 g each)
 2 boxes disposable tips (box of 25)
712-080

Transbond Plus Light Cure Band Adhesive Introductory Kit
 1 ea. syringe (4 g each)
 10 ea. disposable tips
712-081

Transbond Plus Adhesive Disposable Tips
 25 ea. disposable tips
712-082



Unitek™ Multi-Cure Glass Ionomer Orthodontic Band Cement

- Light cure or self cure
- Blue tint for easy initial clean-up
- Achieve adequate initial strength with light application
- Band under moist conditions



Unitek Multi-Cure Glass Ionomer Band Cement Kit
 35 g powder
 25 g liquid
 1 dispensing spoon
 2 mixing pads
 3" x 2½"
712-050

Powder Bottle
 35 g
712-051

Liquid Bottle
 25 g
712-052

Dispensing Spoon
712-053

Mixing Pad (3" x 2½")
 5/pk
704-030

Ortholux™ Luminous Curing Light

The Ortholux Luminous Curing Light redefines efficiency and performance in orthodontic curing with a versatile, ergonomic design and the latest in high-power LED technology, utilizing an optimized fiber optic light guide to achieve outputs of 1600 mW/cm².

- One piece, stainless steel, pen-shaped, cordless handpiece
- 3 second curing for ceramic brackets
- High intensity 1600 mW/cm² blue LED
- Built-in light meter
- Rechargeable Lithium ion battery



Ortholux Luminous Curing Light Kit
704-460 (US/Japan) 120V
704-450 (Europe) 230V
704-451 (UK) 230V
704-462 (AUS/NZ) 230V

Ortholux Luminous Curing Light Replacement Parts



704-455 Rechargeable Battery



704-456 Light Guide

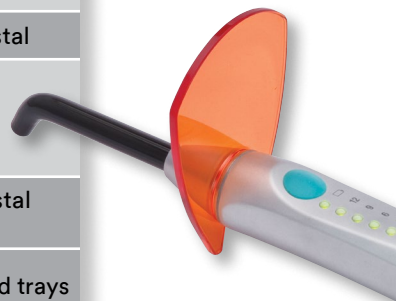


704-457 Eye Shield



S0360X Curing Light Glasses

Appliance	Adhesive	Ortholux Luminous Curing Light
Metal Brackets	APC™ Flash-Free Adhesive Coated Brackets	6 seconds mesial x 6 seconds distal
Ceramic Brackets		3 seconds mesial x 3 seconds distal
Buccal Tubes (direct bond)		6 seconds mesial x 6 seconds occlusal
Metal Brackets	Transbond XT Adhesive Transbond PLUS Color Change Adhesive	3 seconds mesial x 3 seconds distal
Ceramic Brackets		3 seconds through the bracket
Buccal Tubes (direct bond)	APC™ II Adhesive Coated Brackets APC™ PLUS Adhesive Coated Brackets	6 seconds mesial x 6 seconds occlusal
Lingual Retainers	Transbond LR Adhesive	3 seconds mesial x 3 seconds distal
Molar Bands	Transbond Plus Band Adhesive	12 seconds (3 seconds per cusp)
	Unitek™ Multi-Cure Glass Ionomer Band Cement	
Indirect Trays (Metal Brackets)	Transbond Supreme LV Low Viscosity Light Cure Adhesive	6 seconds mesial x 6 seconds distal through the trays
Indirect Trays (Ceramic Brackets)		6 seconds through the bracket and trays



Chemical Cure Bonding Adhesive

Concise™ Orthodontic Chemical Cure Adhesive

- Two-part resin and paste system
- Cures chemically
- Reliable bond strength

Concise Orthodontic Bonding System

6 ml enamel bond Resin A
6 ml enamel bond Resin B
18 g orthodontic bonding Paste A
18 g orthodontic bonding Paste B
9 ml etching liquid (clear)
2 mixing pads, 2" x 1½"
200 disposable mini-sponge applicators
1 light sensitive well
1 brush holder
60 brush tips
50 spatulas
196-001



Enamel Bond Resin A

6 ml bottle
196-009

Enamel Bond Resin B

6 ml bottle
196-010

Orthodontic Bonding Paste A

18 g jar
196-002

Orthodontic Bonding Paste B

18 g jar
196-003

Unite™ Bonding Adhesive

- No-mix adhesive for direct bonding
- Available in easy-to-use syringes
- Can be used for bonding polycarbonate brackets
- Cures chemically

Brush Holder
4/pk
704-046

Unite Bonding Adhesive Syringe Kit
3 adhesive syringes (5 g each)
15 ml primer
1 dispensing pad, 3" x 2½"
1 brush holder
60 brush tips
712-012

Unite Adhesive
3 syringes (5 g each)
704-048

Unite Primer
For Unite adhesive
15 ml bottle
704-055

Adhesives for Indirect Bonding Trays

Sondhi™ Rapid-Set Indirect Bonding Adhesive

Sondhi Rapid-Set Indirect Bonding Adhesive Kit – a convenient, new angle on packaging.

3M's comprehensive treatment approach encompasses the packaging itself. A functional kit box that incorporates the indirect technique of Dr. Anoop Sohndhi. The kit comes packaged in a large light-tight container, which can be used to store the models before curing. (Kit does not contain models.)



Sondhi Rapid-Set Indirect Bonding Adhesive Kit

1 10 ml bottle Resin A
1 10 ml bottle Resin B
2 brush holders (1 orange, 1 white)
60 brush tips
1 2-cavity dispensing well
712-070

DVD

Indirect Bonding Technique DVD
012-147
Orthodontic Consultations DVD
012-146

Sondhi TMD Examination DVD
012-145

Reorder items

1 10 ml bottle Resin A
712-072

1 10 ml bottle Resin B
712-073

4 dispensing wells, 2-cavity
712-074

Light-Tight Box
712-075

White Brush Holder 4/pk
704-046

Orange Brush Holder 4/pk
704-066

Adhesives for Indirect Bonding Trays

Transbond™ IDB Pre-Mix Chemical Cure Adhesive

The 3M Adhesive Product Portfolio is known for offering uncompromising quality and reliable performance. Transbond IDB Pre-Mix Chemical Cure Indirect Bonding Adhesive will adhere to that legacy and introduces flexibility within the product line. The product can be used with Lingual or Labial Indirect Bonding Systems.



Transbond IDB Pre-Mix Chemical Cure Adhesive Kit

- 110 g bottle Part A
- 110 g bottle Part B
- 200 Applicators
- 20 Disposable Wells
- 712-120

Disposable Wells

- 96/pk
- 712-023

Standard Applicators

- 100/pk
- 712-092

Transbond IDB Pre-Mix Chemical Cure Adhesive Reorder Items

- 110 g bottle Part A
- 712-121
- 110 g bottle Part B
- 712-122

RelyX™ Unicem 2 Automix Self-Adhesive Resin Cement



Dual-Cure indirect bonding solution for the Incognito™ Appliance System, the RelyX Unicem 2 Automix Syringe provides easy mixing and convenient dispensing.

RelyX Unicem 2 Automix Refill

- Shade: A2 Universal
- 1-8.5g syringe
- 15 Mixing Tips (Regular)
- 5 Mixing Tips (Wide)
- 5 Mixing Tips (Endo)
- 56846

RelyX Unicem 2 Cement Mixing Tips

- 15 Mixing Tips
- 56919

Transbond™ Supreme LV Low Viscosity Light Cure Adhesive


- On-demand flowable characteristics
- Indirect bonding or direct light cure applications
- Nanofillers for excellent strength, flow and wear properties
- Efficient, low-waste syringe dispenser
- Compatible with all 3M primers

Transbond Supreme LV Adhesive Kit

- 2 syringes (2 g each)
- 20 tips
- 712-046

Tips

- 20/pk
- 712-045

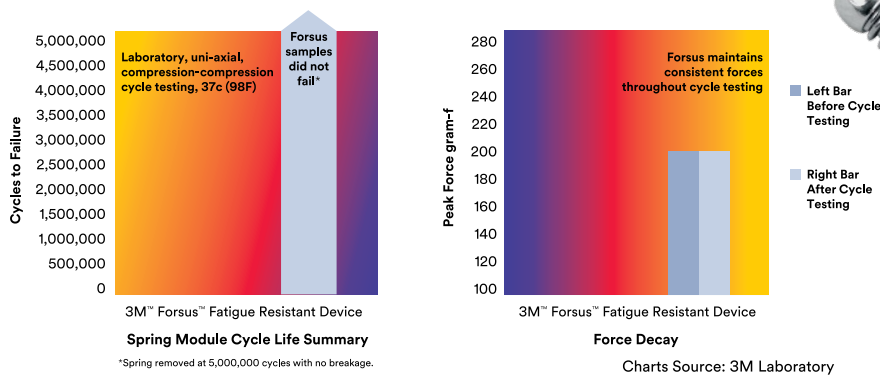


3M™ Forsus™ Class II Correctors.....	8.2
3M™ Forsus™ Fatigue Resistant Device.....	8.3
3M™ Unitek™ Temporary Anchorage Device (TAD) System.....	8.4
3M™ AlastiK™ Force Products.....	8.5
3M™ AlastiK™ Lingual Ligatures	8.6
3M™ Mini-StiK™ System.....	8.7
Elastics.....	8.14
Archwire Hooks and Stops	8.15
Gurin Auxiliaries	8.16
Nitinol Coil Springs.....	8.17
Retraction Springs	8.18
T Springs.....	8.19
Rotation Springs	8.19
3M™ Unitek™ MIA Mobile Interarch System	8.20
Preformed Lingual Arches	8.21
Expansion Screws.....	8.22

Forsus™ Class II Correctors

You can provide a proven, efficient, esthetic Class II correction treatment choice for your patients – one that works 24/7 with no patient compliance required.

Forsus Class II Correctors are an effective alternative to headgear and elastics that can be added at any time, with or without molar bands. It's easy to see why more than one million patients have used Forsus appliances in treatment, with beautiful, predictable results.



Forsus Class II Correctors are a study in efficiency that eliminates time-consuming laboratory setup. Attach the Forsus appliance to the upper molars and lower arch, creating a mesial force on the lower arch and a distal force on the upper arch. Long-lasting, consistent forces mean a more predictable outcome for your patients.

Product Benefits:

- Esthetic – no more headgear
- Out-of-the-box solution – no labs required
- Use with or without molar bands
- Efficient treatment that works 24/7



The Forsus Class II Corrector is fatigue resistant to perform reliably throughout the course of treatment. Best of all, as an intra-oral corrector, it is out of sight, making it your choice for esthetic Class II correction.



The L-pin module allows for more flexible installation options and movement in the mouth. It can be used with a gingival or occlusal headgear tube. The left and right sides are universal. It is also used with the Forsus Wire Mount, permitting installation without a molar tube.

Forsus™ Fatigue Resistant Device

Kits (see contents chart)	EZ2 Module	L-Pin Module
5-Patient Kit	885-141	885-121
20-Patient Kit	885-142	885-122
1-Patient Kit		
All 1-Patient Kits include 2 spring modules (EZ2 or L-pin), 1 right push rod, 1 left push rod, and 2 split crimps		
1-Patient Kit, Push Rod X-Short (22 mm)	885-150	-
1-Patient Kit, Push Rod Short (25 mm)	885-143	885-126
1-Patient Kit, Push Rod Medium (29 mm)	885-144	885-127
1-Patient Kit, Push Rod Large (32 mm)	885-145	885-128
1-Patient Kit, Push Rod X-Large (35 mm)	885-146	885-129
1-Patient Kit, Push Rod XX-Large (38 mm)	885-147	-

Reorder Packs	Unit	Left/Right	Part Number
Spring Modules			
EZ2 Spring Modules - Left	5/pk	L	885-148
EZ2 Spring Modules - Right	5/pk	R	885-149
L-Pin Spring Modules	5/pk		885-100
L-Pins	10/pk		885-110

Push Rods	Unit	Left/Right	Part Number
Push Rod XS (22 mm), no stop	5/pk	L	885-009
Push Rod XS (22 mm), no stop	5/pk	R	885-010
Push Rod Short (25 mm)	5/pk	L	885-111
Push Rod Short (25 mm)	5/pk	R	885-112
Push Rod Medium (29 mm)	5/pk	L	885-113
Push Rod Medium (29 mm)	5/pk	R	885-114
Push Rod Large (32 mm)	5/pk	L	885-115
Push Rod Large (32 mm)	5/pk	R	885-116
Push Rod XL (35 mm)	5/pk	L	885-117
Push Rod XL (35 mm)	5/pk	R	885-118
Push Rod XXL (38 mm), no stop	5/pk	L	885-107
Push Rod XXL (38 mm), no stop	5/pk	R	885-108

Auxiliaries	Unit	Part Number
Forsus Wire Mount .018	10/pk	885-151
Forsus Wire Mount .022	10/pk	885-152
Forsus Reactivation Spacer	10/pk	885-200
Split Crimps	50/pk	885-203
Push Rod Measurement Guide	5/pk	807-014

Requisites for Proper Installation of Forsus Correctors

Stainless Steel Archwires	Section 6
.017 x .025 in. .018 Slot Brackets	
.019 x .025 in. .022 Slot Brackets	
Steel-ligated lower cuspid brackets	Section 6
Lower archwire cinched back distal to buccal tube	
Negative torque in lower anterior brackets of at least -5°	Sections 1, 3
or	
Steel-ligated lower arch	Section 6

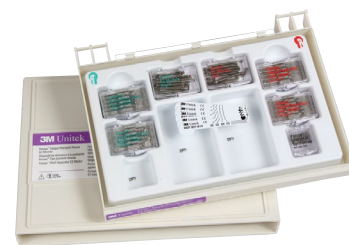
Specifically For the EZ2 Module:

Buccal tube with a buccally-offset occlusal headgear tube	Section 4
---	-----------

Also Consider

Gurin Lock distal to canine	Section 8
Weingart Pliers for Installation	Section 11
Cutters for L-Pin Trimming	Section 11

Kit Contents	5-Patient Kit		20-Patient Kit	
	L-Pin	EZ2	L-Pin	EZ2
Spring Modules				
EZ2 Modules	-	5 L, 5 R	-	20 L, 20 R
L-Pin Modules	10	-	40	-
L-Pins	16	-	50	-
Push Rods				
X-Short (22 mm)	-	1 L, 1 R	-	5 L, 5 R
Short (25 mm)	1 L, 1 R	1 L, 1 R	5 L, 5 R	5 L, 5 R
Medium (29 mm)	1 L, 1 R	2 L, 2 R	5 L, 5 R	5 L, 5 R
Large (32 mm)	2 L, 2 R	1 L, 1 R	5 L, 5 R	5 L, 5 R
X-Large (35 mm)	1 L, 1 R	-	5 L, 5 R	-
Auxiliaries				
Split Crimps	16	16	50	50
Measurement Guides	2	5	5	20






Training Materials	Part Number
Forsus Fatigue Resistant Device Treatment Guide	012-264
Forsus Correctors EZ2 Module Installation CD	012-190

Consultation Tools	Part Number
Forsus EZ2 with Clarity™ Advanced Brackets	600-242
Forsus EZ2 with SmartClip™ Brackets	600-233
Forsus Patient Brochure	016-963

Unitek™ Temporary Anchorage Device (TAD) System Auxiliary Products

Unitek™ Temporary Anchorage Device (TAD) System

Implants

- 
- 6 mm (504-006)
- 
- 8 mm (504-008)
- 
- 10 mm (504-010)

Insertion Instruments



Unitek™ TAD Straight Driver (504-301) Adapter Included



Unitek™ TAD Straight Adapter O-Ring Pk (504-303) (Red) 10/Pk



Unitek™ TAD Contra Angle Driver (504-315) Includes (1) Adapter (504-316) (Introduced by Dr. Jason B. Cope)



Unitek™ TAD Contra Angle 3.5 mm Adapter (504-316)



Unitek™ TAD Contra Angle 10.5 mm Adapter (504-317)



Unitek™ TAD Contra Angle 17.5 mm Adapter (504-318)



Unitek™ TAD Contra Angle Adapter O-Ring (504-319) (Black) 5/Pk



Unitek™ TAD O-Cap (504-201) (Designed by Dr. Jason B. Cope) Includes (1) Unitek™ TAD O-Cap Elastic Ring (504-202)



Unitek™ TAD O-Cap Elastic Ring (504-202) (Black)

Auxiliary Products



1.75 mm



3 mm



6 mm



8 mm

Unitek™ TAD Constant Force Coil Springs (aTADchments™ designed by Dr. Jason B. Cope)

- Innovative locking eyelet
- Three constant force levels (150 g, 200 g and 250 g)
- Four lengths

Unitek™ Temporary Anchorage Device (TAD) Implants

Item	Part Number
Unitek TAD – 6 mm*	504-006
Unitek TAD – 8 mm*	504-008
Unitek TAD – 10 mm*	504-010

*Item provided in sterile packaging.

Unitek™ Temporary Anchorage Device (TAD) Drivers, O-Rings and Adapters

Item	Part Number
Unitek TAD Straight Driver	504-301
Unitek TAD Straight Adapter O-Ring Pk	504-303 (Red)
Unitek TAD Contra Angle Driver	504-315
Unitek TAD Contra Angle 3.5 mm Adapter	504-316
Unitek TAD Contra Angle 10.5 mm Adapter	504-317
Unitek TAD Contra Angle 17.5 mm Adapter	504-318
Unitek TAD Contra Angle Adapter O-Ring Pk	504-319 (Black)

Unitek™ Temporary Anchorage Device (TAD) O-Caps

Item	Part Number
Unitek TAD O-Cap	504-201
Unitek TAD O-Cap Elastic Ring	504-202 (Black)

Unitek™ Temporary Anchorage Device (TAD) Constant Force Coil Springs

Item	Pack of 10	Part Number
Unitek TAD Coil Spring 1.75 mm Light Force (150 g)		504-2221
Unitek TAD Coil Spring 1.75 mm Medium Force (200 g)		504-2222
Unitek TAD Coil Spring 1.75 mm Heavy Force (250 g)		504-2223
Unitek TAD Coil Spring 3 mm Light Force (150 g)		504-2231
Unitek TAD Coil Spring 3 mm Medium Force (200 g)		504-2232
Unitek TAD Coil Spring 3 mm Heavy Force (250 g)		504-2233
Unitek TAD Coil Spring 6 mm Light Force (150 g)		504-2261
Unitek TAD Coil Spring 6 mm Medium Force (200 g)		504-2262
Unitek TAD Coil Spring 6 mm Heavy Force (250 g)		504-2263
Unitek TAD Coil Spring 8 mm Light Force (150 g)		504-2281
Unitek TAD Coil Spring 8 mm Medium Force (200 g)		504-2282
Unitek TAD Coil Spring 8 mm Heavy Force (250 g)		504-2283

Auxiliary Products

AlastiK™ Force Products

AlastiK™ Easy-To-Tie Ligatures

Auxiliary Products



Unitek™ TAD Titanium Bowl (504-342)



Unitek™ TAD Lab Analog (504-352)



Unitek™ TAD Display Model (504-501)

Unitek™ Temporary Anchorage Device (TAD) Accessories	
Item	Part Number
Unitek TAD Titanium Bowl	504-342
Unitek TAD Lab Analog	504-352
Unitek TAD Display Model	504-501

AlastiK™ Force Products

- **Not Made With Natural Rubber Latex**
- Exciting colors

- All colors are fade resistant for a minimum of one month in artificial saliva, 8% ethanol in water, cottonseed oil and carbonated citrated sodas.

AlastiK™ Easy-To-Tie Ligatures

AlastiK Easy-To-Tie Ligatures are designed with a 45° bend for easy and efficient tie-wing hook up. The unique angled shape reduces the range of movement needed for bracket ligation, improving/decreasing ligation time.



AlastiK Easy-To-Tie Ligature

Choose from 26 fade-resistant colors.
One size fits most twin brackets.
Quantity 100 sticks per pack (1,000 ligatures).

* 50 sticks of 24 colors
** 20 sticks of 24 colors

Clear	406-870
Gray	406-871
Smoke	406-872
Light Blue	406-873
Dusky Blue	406-874
Teal	406-876
Lavender	406-877
Navy Blue	406-878
Hot Red	406-879
Kelly Green	406-880
Yellow	406-881
Deep Black	406-882
Gold	406-883
Silver	406-884
Purple Metallic	406-885
Blue Metallic	406-886
Green Metallic	406-887
Radical Red	406-979
Screaming Pink	406-980
Plum Crazy	406-981
Orange Blast	406-982
Extreme Green	406-983
Midnight Glow (Glow in the dark)	406-984
Mediterranean Blue	406-985
Obscure	406-986
White	406-988
Mixed Assorted	406-888
Dispensing Box	406-890
Starter Kit with color palette (Large)*	406-990
Starter Kit with color palette (Small)**	406-991

AlastiK™ Lingual Ligatures

AlastiK™ Lingual Ligatures, designed for the Incognito™ Appliance System, express the appropriate force and provide ease of use for the orthodontist and staff.

When used as plain ties, AlastiK Lingual Ligatures apply similar tip control when compared to overties used with powerchain.* Due to the design of the ligatures, the application is easier compared to current ligation techniques and provides patient comfort at the same time.

• Not Made With Natural Rubber Latex

- 12 ligatures per stick
- 12 sticks per pack (total 144 ligatures)


406-993



Product Benefits:

- AlastiK Lingual Ligatures express the same force and apply similar tip control as overties with powerchain.
- The tab designed on the AlastiK Lingual Ligatures ensures a safe grip and simplifies placement and handling during the ligation procedure.
- The optimized cross section delivers ideal forces.

Easy to see on gold brackets



*Source: 3M Internal Data

AlastiK™ Practice Enhancers

A Modules

Mini-StiK™ Patient Sticks

AlastiK™ Practice Enhancers

AlastiK™ Color Palette
406-825



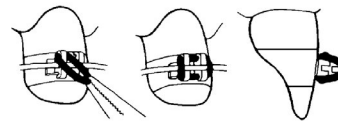
AlastiK™ Color Dots
• Adhesive backed
• 1 each 25 colors/bag
406-829

A Modules

• Not Made With Natural Rubber Latex

- Injection molded
- Easy to use
- Comfortable to wear
- Packing options:
 - AlastiK™ MiKro-StiK™ System for unit-of-use dispensing
 - Mini-StiK™ patient sticks
 - QuiK-StiK™ with central ring-grip
 - Loose

			
Outer Diameter	A-1	A-2	A-3
Inches	.125	.094	.110
(mm)	(3.2 mm)	(2.4 mm)	(2.8 mm)
(Bracket)	(Full)	(Single)	(Mini)



Mini-StiK Patient Sticks

• Not Made With Natural Rubber Latex

- A-1 or A-3 modules
- 24 modules per stik
- Injection molded for smooth, comfortable surface
- Exciting colors

417 StiKs per bag
(10,008) A-1

Gray **406-391**
Clear **406-392**



42 StiKs per bag (1,008)

Colors	A-1	A-3
Gray	406-381	406-351
Clear	406-382	406-352
Smoke	406-903	406-943
White	406-905	406-945
Light Blue	406-906	406-946
Dusky Blue	406-907	406-947
Teal	406-909	406-949
Lavender	406-910	406-950
Kelly Green	406-916	406-956
Yellow	406-918	406-958
Gold	406-920	406-960
Silver	406-922	406-962
Purple Metallic	406-933	406-973
Blue Metallic	406-934	406-974
Green Metallic	406-935	406-975

Colors	A-1	A-3
Hot Red	406-936	406-976
Navy Blue	406-937	406-977
Deep Black	406-938	406-978
Assorted	406-924	-
Radical Red	406-221	406-232
Screaming Pink	406-222	406-233
Plum Crazy	406-223	406-234
Orange Blast	406-224	406-235
Extreme Green	406-225	406-236
Obscure	406-226	406-237
Mediterranean Blue	406-227	406-238
Midnight Glow	406-230	406-239
(Glow in the dark)		

QuiK-StiK™

Loose Modules

B Modules

QuiK-StiK

• **Not Made With Natural Rubber Latex**

- A-1 or A-2 modules
- 60 modules per stick
- Central thumb ring
- A-1 is .125 in. (3.2 mm) outer diameter
- A-2 is .094 in. (2.4 mm) outer diameter

167 StiKs per bag
(10,020) A-1

Gray	406-476
Clear	406-477



17 StiKs per bag (1,020)

Colors	A-1	A-2	Colors	A-1	A-2
Gray	406-407	406-408	Navy Blue	406-737	-
Clear	406-417	-	Deep Black	406-738	-
Smoke	406-703	-	Assorted	406-724	-
White	406-705	-	Radical Red	406-241	-
Light Blue	406-706	-	Screaming Pink	406-242	-
Dusky Blue	406-707	-	Plum Crazy	406-243	-
Teal	406-709	-	Orange Blast	406-244	-
Lavender	406-710	-	Extreme Green	406-245	-
Kelly Green	406-716	-	Obscure	406-246	-
Yellow	406-718	-	Mediterranean Blue	406-247	-
Gold	406-720	-	Midnight Glow (Glow in the dark)	406-250	-
Silver	406-722	-			
Purple Metallic	406-733	-			
Blue Metallic	406-734	-			
Green Metallic	406-735	-			
Hot Red	406-736	-			

Loose A-1 Modules – 1,000 per package

• **Not Made With Natural Rubber Latex**

Colors	Force	A-1
Clear	Medium	406-011
Gray	Medium	406-007
Clear	Heavy	406-009

B Modules – 100 per package

• **Not Made With Natural Rubber Latex**

- Injection molded
- 4 sizes



Colors	Force	Center to Center Inches (mm)	B-1 .145 (3.7)	B-2 .175 (4.4)	B-3 .230 (5.8)	B-4 .325 (8.3)
Clear	Medium		406-021	406-022	406-023	406-027
Gray	Medium		406-091	406-092	406-093	406-094
Clear	Heavy		406-024	-	-	-

See Archwire Products section for coated and uncoated ligature wires and auxiliary ligature tie hooks.

C Modules Precut Chain Reel

C Modules

• Not Made With Natural Rubber Latex

- Three configurations
- Refer to each product for center to center measurement

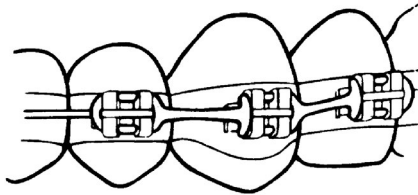
C-1 Short Chain



***C-2** Long Chain



CK Continuous Chain



Packaging options include: bobbins, spools, and pre-cut lengths.

*C-2 only available in Precut C Module Chains

Precut C Module Chains (Injection molded)

12 module unit-of-use sections (10/pk)

• Not Made With Natural Rubber Latex

Colors	Force	Center to Center Inches (mm)	C-1	C-2	CK
			Mandibular .150 (3.8)	Maxillary .170 (4.3)	.115 (2.9)
Clear	Medium		406-031	406-032	406-035
Gray	Medium		406-029	406-030	406-036

Colors	Force	Center to Center Inches (mm)	C-1	C-2
			.150 (3.8)	.175 (4.4)
Clear	Heavy		406-033	406-034

Continuous C Module Chain Reel

• Not Made With Natural Rubber Latex

- 3 ft. (91 cm) per reel
- Die-cut chain
- Medium force



Colors	Force	Center to Center Inches (mm)	C-1	CK	
			.140 (3.6)	.110 (2.8)	
Clear	Medium		406-137	406-869	Package of 4 reels
Gray	Medium		406-037	406-669	Package of 4 reels
Clear	Medium		406-140	-	Package of 40 reels
Gray	Medium		406-040	-	Package of 40 reels

Continuous Chains Bobbin Elastomeric Ligature with Guard

Continuous Chains Bobbin

- **Not Made With Natural Rubber Latex**


- 15 ft. (457 cm) per bobbin

- Die-cut chain
- Color coordinated bobbin for easy identification

- Medium force
- 1 bobbin/pk



Colors	in. (mm)	Distance Center to Center		Colors	in. (mm)	Distance Center to Center	
		C-1 .140 (3.6)	CK .110 (2.8)			C-1 .140 (3.6)	CK .110 (2.8)
Gray		406-611	406-621	Yellow		406-688	406-638
Clear		406-612	406-622	Gold		406-690	406-640
Purple		406-653	406-643	Silver		406-692	406-642
Metallic				Radical Red		406-297	406-306
Blue Metallic		406-654	406-644	Screaming Pink		406-298	406-307
Green		406-655	406-645	Plum Crazy		406-299	406-308
Metallic		406-656	406-646	Orange Blast		406-300	406-309
Hot Red		406-657	406-647	Extreme Green		406-301	406-310
Navy Blue		406-658	406-648	Obscure		406-302	406-312
Deep Black		406-673	406-623	Mediterranean		406-303	406-313
Smoke		406-675	406-625	Blue			
White		406-676	406-626	Midnight Glow		406-304	406-314
Light Blue		406-677	406-627	(Glow in the dark)			
Dusky Blue		406-679	406-629				
Teal		406-680	406-630				
Lavender		406-686	406-636				
Kelly Green							



Alastik™ Bobbin Dispenser

- **Not Made With Natural Rubber Latex**

- Holds 16 bobbins
- Removable handle
- Replaceable blade

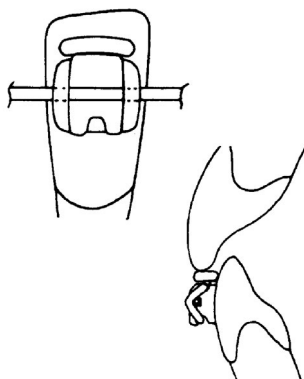
406-927

Replacement Blade Set

- Replacement Blade Set (2)

406-928

Elastomeric Ligature with Guard



- **Not Made With Natural Rubber Latex**

- .124 in. (3.1 mm) outer diameter
- Reduces tooth contact with brackets on mandibular teeth
- Injection molded memory material
- Disc dispenser, 10 modules per disc, 10 discs per package

406-430 Clear

406-429 Silver

Separator Modules

S Modules (Separators)



• Not Made With Natural Rubber Latex

- Pre-banding separators
- Three sizes
- Packaging options:
 - Loose
 - QuiK-StiK™





- Thermal sensitive
- Optimal effect when not over-stretched beyond:

S1	12 mm
S2	15 mm
S3	20 mm
SX	15 mm

Loose S Modules

• Not Made With Natural Rubber Latex

- Three sizes
- 100/pk*


Colors	Outer Diameter Inches (mm)				
		S1 Anterior .140 (3.6)	S2 Posterior .175 (4.4)	S3 Posterior .210 (5.3)	SX Posterior .190 in. (4.8 mm)
Clear		406-081	406-082	406-085	Radiopaque Dusky Blue 406-086 100/pk 406-087 1,000/pk
Blue		-	406-084	-	
Green		406-083	-	-	

*Box available upon request

QuiK-StiK™ S Modules

• Not Made With Natural Rubber Latex

- 80 modules per stick, 13 sticks/pk
- Two sizes



Colors	Inches (mm)	Outer Diameter	
		S1 .145 (3.7)	S2 .175 (4.4)
Gray		406-411	406-410

K Modules

K Modules

- **Not Made With Natural Rubber Latex**

- For intermaxillary Class II and intramaxillary Class III applications
- 100/pk




Colors	Force	Center to Center Inches (mm)				
			K-0 .400 (10.2)	K-1 .455 (11.6)	K-2 .650 (16.5)	K-3 .850 (21.6)
Clear	Medium	-	-	406-051	-	-
Gray	Medium	406-068	406-074	406-075	-	-
Clear	Heavy	-	406-054	-	406-056	-

KX Modules



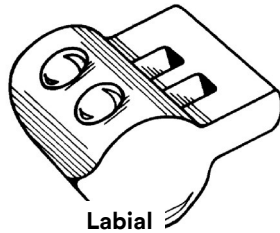
- **Not Made With Natural Rubber Latex**

- Greater force delivery than K modules
- Designed for intermaxillary application
- Typical application is from a hook on distal molar to an archwire hook in the cuspid region
- 100/pk

Colors	Force	Center to Center Inches (mm)			
			KX-1 .235 (6.0)	KX-2 .310 (7.9)	KX-3 .415 (10.5)
Clear	Medium	-	406-060	406-057	406-062
Gray	Medium	406-064	406-059	406-065	-

Rotation Wedge Action Line EZ3 Holder

Rotation Wedge



• Not Made With Natural Rubber Latex

- Serves as wedge when archwire is ligated to opposing tie-wings
- Preformed tabs snap over tie-wings

Labial
100/pk
Gray
406-043

Lingual .010 in. (.25 mm) ligature wire
10/pk
Gray
390-150

Action Line Thread

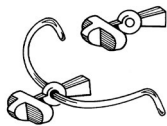
• Not Made With Natural Rubber Latex

- For rotating and extruding teeth, closing minor space and other intraoral applications
- Clear polyurethane elastomeric thread
- Self-sealing bobbin

25 ft. (7.62 m) Bobbin
Diameter

.020 in. (.51 mm)	407-020
.025 in. (.64 mm)	407-025
.030 in. (.76 mm)	407-030

EZ3 Holder



• Not Made With Natural Rubber Latex

- Pre-bonding lingual wire support
 - Eliminates need for wax, ligature wire, floss threader or manual assistance
- 406-044** 10/pk

Action Line Tubing

• Not Made With Natural Rubber Latex

- Hollow tubing for tighter knots
- Natural color elastomeric tubing
- Self-sealing bobbin

25 ft. (7.62 m) Bobbin
Diameter

.020 in. (.51 mm)	407-120
.025 in. (.64 mm)	407-125
.030 in. (.76 mm)	407-130












People Pack Intraoral Elastics

People Pack Intraoral Elastics

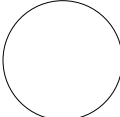
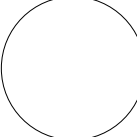


- **Made With Natural Rubber Latex**
- **Coated With Cornstarch**

- Precision-cut, surgical-grade latex
- No color additives
- Size and force ratings are clearly marked on packaging

- Cross indexed by color and symbol
- Patient pack illustration allows written directions on surface

Sizes (I.D.) (Slack Diameters)							
			1/8 in. (3.2 mm)	3/16 in. (4.6 mm)	1/4 in. (6.4 mm)	5/16 in. (7.9 mm)	3/8 in. (9.5 mm)
Force Rating*		Pkg. Code	Purple	Green	Pack Color Red	Blue	Orange
Light	2 oz. (56.7 g)		Carlos 404-116	Pete 404-126	Gary 404-136	Greg 404-146	Tom 404-156
Medium-light	3 1/2 oz. (99.2 g)		Dave 404-216	Dwight 404-226	Chuck 404-236	Cliff 404-246	Will 404-256
Medium	4 oz. (113.4 g)		Cathy 404-516	Bill 404-526	Elliot 404-536	Louie 404-546	Joe 404-556
Medium-heavy	5 1/2 oz. (155.9 g)		-	Ken 404-426	-	-	-
Heavy	6 oz. (170.1 g)		Debbie 404-616	Bummer 404-626	Fred 404-636	Roger 404-646	George 404-656
Extra-heavy	8 oz. (226.8 g)		Gloria 404-716	Roberto 404-726	Fran 404-736	Anna 404-746	John 404-756

Packaging: All Intraoral sizes – 100 elastics per patient pack, 30 packs per box (Total 3,000 elastics)

Sizes (I.D.) (Slack Diameters)				
			5/8 in. (16 mm)	3/4 in. (19 mm)
Force Rating*		Pkg. Code	Aqua	Yellow
Light	2 oz. (56.7 g)		Andy 404-166	Ernie 404-176
Medium-light	3 1/2 oz. (99.2 g)		Paul 404-266	Hal 404-276

* Force rating based upon stretching the elastic three times slack diameter

Archwire Hooks and Stops

Adjustable Sliding Yoke

Archwire Hooks and Stops

Crimpable

- Light loads
- 2 mm length
- Wall: round .015 in. (.38 mm)
- Split crimpable can be placed without removing wire
- Use crimping plier or dull hard wire cutter
- Ideal with Nitinol wire

Weldable

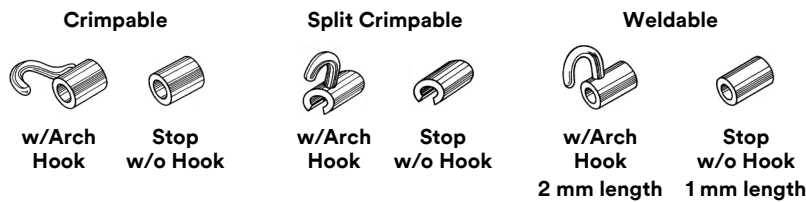
- Medium hard temper
- One or two welds to permanently anchor
- .006 in. (.15 mm) wall
- Choice of two lengths: Round 2 mm or 1 mm; Rectangular 2 mm
- Use with extraoral headgear

Adjustable Sliding Yoke



- Clip onto archwire
 - Adjust length then crimp
- 310-200 10/pk**

To Fit Round Wire



Inches	(mm)	Crimpable		Split Crimpable		Weldable	
		w/Arch Hook	Stop w/o Hook	w/Arch Hook	Stop w/o Hook	w/Arch Hook 2 mm length	Stop w/o Hook 1 mm length
		10/pk	100/pk	10/pk	100/pk	10/pk	100/pk
.016/.018	(.41)	-	-	536-610	517-610	-	-
.020	(.51)	-	-	-	-	-	513-111
.022	(.56)	535-712	515-712	536-620	517-620	532-122	513-121
.025	(.64)	535-732	-	-	-	532-132	-
.030	(.76)	-	-	536-730	517-730	532-142	-
.036	(.91)	535-752	515-752	536-740	517-740	532-152	-
.040	(1.02)	-	-	536-750	517-750	532-162	-
.045	(1.14)	-	-	-	-	532-172	513-171
.051	(1.30)	-	-	-	-	-	513-181

To Fit Rectangular Wire

Crimpable

Inches	(mm)	Wall Thickness		w/ Extraoral Hook .025 in. (.64 mm)	w/Arch Hook	Stop w/o Hook
		Inches	(mm)	10/pk	10/pk	100/pk
.016 x .026	(.41 x .66)	.012	(.30)	534-720	533-720	516-722
.018 x .025	(.46 x .64)	.013	(.33)	534-710	533-710	516-712
.022 x .028	(.56 x .71)	.015	(.38)	534-740	533-740	516-742

Split Crimpable

Inches	(mm)					
.018 x .025	(.46 x .64)		538-610	537-610	518-610	
.022 x .028	(.56 x .71)		538-740	537-740	518-740	




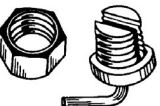


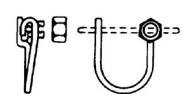

Weldable

Inches	(mm)				
.016 x .026	(.41 x .66)		531-120	-	-
.018 x .028	(.46 x .71)		531-110	530-110	-

Gurin Auxiliaries

Gurin Auxiliaries

- Anchor without welding or soldering
- Adjustable
- 1 each

Auxiliary	Description	L/R	For Archwire Sizes			
			.014 / .016 in. (.36 - .41 mm)	.018 / .022 in. (.46 - .56 mm)	.028 / .036 in. (.71 - .91 mm)	.038 / .045 in. (.97 - 1.14 mm)
			Extra-Small	Small	Medium	Large
Locks	Used as adjustable stops, tie-back stops, or to activate coil springs for opening or closing spaces	-	560-100	560-200	560-300	560-400
						
Nuts	For replacement	-	561-100	561-200	-	561-400
						
Intraoral Hooks	For elastics	R	563-101	563-201	-	563-401
		L	563-102	563-202	-	563-402
						
Extraoral Hooks	For extraoral traction	R	-	562-101	-	-
		L	-	562-102	-	-
						
Loop Springs	For individual tooth movement as a push or pull spring	R	-	566-201	-	-
		L	-	566-202	-	-
						
Finger Springs	For individual tooth movement - banded or unbanded	-	-	565-200	-	-
						
Retraction Loops	Eliminates need to bend retraction loop in archwire	R	-	564-101	-	-
		L	-	564-102	-	-
						
Gurin Lock Wrenches	<ul style="list-style-type: none"> • For tightening hexagon head lock nuts on Gurin auxiliaries • Machined from stainless steel • Has a knurled grasp 			810-001 For extra-small and small lock nuts		
				810-002 For medium and large lock nuts		

Nitinol Coil Springs

Nitinol Coil Springs

Nitinol Open Coil Springs

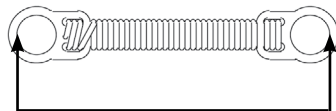
Length 7" (175 mm)
 Packaged 3 per tube
 Available in three forces



Order No.	Min. Inner Diam. (Arbor)	Desc.	Opening Force (g) 25 mm (1") Length Compressed to 19 mm (0.75")
345-100	0.030" (0.76 mm)	Light	100 g
345-200	0.030" (0.76 mm)	Medium	200 g
345-275	0.033" (0.84 mm)	Heavy	275 g

Nitinol Closed Coil Springs

Length 9 mm and 12 mm lengths, B Dimension, inner diameter (arbor) 0.030" (0.76 mm). Packaged 10 per box. Each available in three forces.



9 mm
 or
 12 mm

Description	9 mm	Force (g) @ 12 mm Ext.	12 mm	Force (g) @ 24 mm Ext.
Light	344-150	150 g	346-150	150 g
Medium	344-200	200 g	346-200	200 g
Heavy	344-250	250 g	346-250	250 g

Important: Do not expand 9 mm coil to more than 22 mm total length from eyelet to eyelet or do not twist more than 180° (half a turn) to avoid deformation or significant change in force. A 12 mm coil spring is recommended for cases which require the spring to be expanded to 22-36 mm from eyelet to eyelet.

Caution: Not designed for use between upper and lower arches.

Retraction Springs

Hi-T II Coil Springs

- 3 ft. (.91 m) self-sealing bobbin
- Stainless steel spring

Hi-T II Wire Diameter		Arbor Diameter		Close-Wound	Open-Space Wound
Inches	(mm)	Inches	(mm)		
.006	(.15)	.020	(.51)	341-110	341-111
		.022	(.56)	341-120	341-121
.007	(.18)	.022	(.56)	341-220	341-221
.008	(.20)	.022	(.56)	341-320	341-321
		.030	(.76)	341-330	341-331
		.032	(.81)	341-340	341-341
		.036	(.91)	341-350	341-351
.009	(.23)	.022	(.56)	341-420	341-421
		.030	(.76)	341-430	341-431
		.032	(.81)	341-440	341-441
		.036	(.91)	341-450	341-451
.010	(.25)	.030	(.76)	341-530	341-531
		.032	(.81)	341-540	341-541
		.036	(.91)	341-550	341-551
		.040	(1.02)	341-560	341-561

Retraction Springs

- .188 in. (4.8 mm) close-wound spring
- Intermaxillary retraction
- Built-in ligature tie on one end, preformed coil loop at other end 90° to helix

Force Rating

Technique (at 3 mm elongation)

Light wire 4 oz. (113.4 g) 342-100

Edgewise 8 oz. (226.8 g) 342-101

10/pk



T Springs

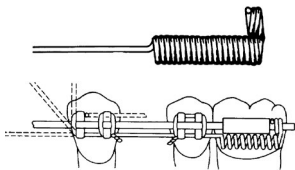
Rotation Springs

T Springs (Pletcher Springs)

- .188 in. (4.8 mm) close-wound retraction spring
- Two configurations
- Coil loop at distal end 90° to helix

Standard T Spring

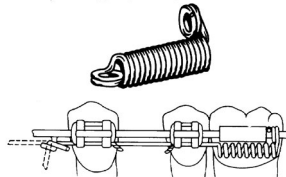
Free end is straight length extending from last helix



Ligature

Looped T Spring

Incorporate a mesial loop for attachment of ligature wire

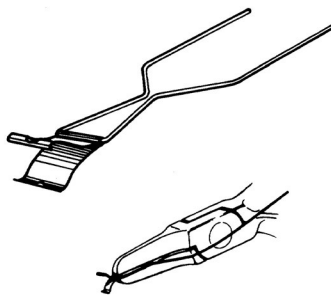


Ligature

10/pk

Wire Size		Arbor Size		Standard T Spring	Looped T Spring
Inches	(mm)	Inches	(mm)		
.009	(.23)	.030	(.76)	-	343-430
.011	(.28)	.030	(.76)	342-630	343-630
.012	(.30)	.030	(.76)	-	343-730
		.036	(.91)	342-750	343-750

Rotation Springs



Steiner Rotation Spring Wedge

- Comes with .010 in. (.25 mm) ligature wire already in place
- Wings made of Alloy 718, an age-hardened nickel-based aerospace alloy for more spring back
- Centered notch on rolled-edge of one spring wing stabilizes wedge under archwire

090-101 Short wing, 10/pk

090-102 Long wing, 10/pk

Unitek™ MIA Mobile Interarch System

Unitek MIA Quad Helix

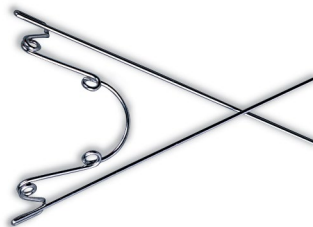
MIA (Mobile Intraoral Arch) is a palatal and lingual appliance. Combining the efficiency of the Quad Helix appliance with the advantage of easy removal and reinsertion, allows greater flexibility and control during treatment. Available in various preformed sizes with straight or curved retention sheaths.

MIA Curved Lingual Sheath

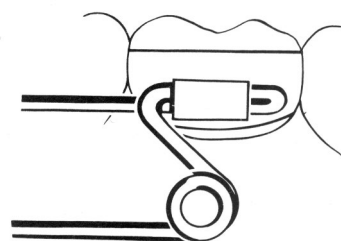
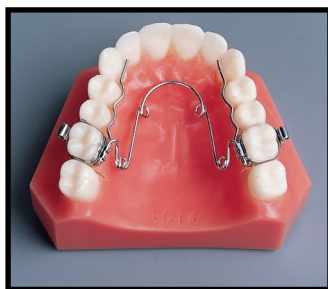
080-810 10/pk

MIA Straight Lingual Sheath


080-211 10/pk



Arch	Retention	Size	Part Number	Quantity
Maxillary	Curved	1	340-001	5/pk
Maxillary	Curved	2	340-002	5/pk
Maxillary	Curved	3	340-003	5/pk
Maxillary	Straight	1	340-006	5/pk
Maxillary	Straight	2	340-007	5/pk
Maxillary	Straight	3	340-008	5/pk
Maxillary	Straight	4	340-009	5/pk
Mandibular	Curved	1	340-011	5/pk
Mandibular	Curved	2	340-012	5/pk
Mandibular	Curved	3	340-013	5/pk



Straight



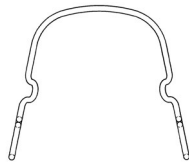
Curved

Preformed Lingual Arches

Preformed Lingual Arches

Horizontal Lingual Arches

- Permachrome wire (medium-hard)
- Adjustable (15° bilateral loops)
- Double-back bends on distal loops



Arch Length (mm)	Arch Length (in.)	Fraction Dimensions	Adjustable	
			.030 in. (.76 mm)	.036 in. (.91 mm)
57	2.25	2 ¼	314-118	314-218
60	2.36	2 ⅜	314-119	314-219
64	2.50	2 ½	314-120	314-220
67	2.63	2 ⅝	314-121	314-221
70	2.75	2 ¾	314-122	314-222
73	2.87	2 7⁄8	314-123	314-223
76	3.00	3	314-124	314-224
79	3.11	3 ⅛	314-125	314-225
83	3.25	3 ¼	314-126	314-226
86	3.38	3 ⅜	314-127	314-227
89	3.50	3 ½	314-128	314-228

Minimum order: 10 per style – sizes may be assorted.

Vertical Lingual Arches

.036 in. (.91 mm) diameter medium-hard Permachrome wire. Arches feature two-point contact with sheath by means of two distal posts – one double, one single.

Size (mm)	Size (in.)	With Loops
52	2.05	305-152
54	2.12	305-154
56	2.20	305-156
58	2.28	305-158
60	2.36	305-160
62	2.44	305-162
64	2.50	305-164
66	2.60	305-166
68	2.68	305-168
70	2.75	305-170



Minimum order: 10 per style – sizes may be assorted.

Level Anchorage Palatal Bar






- Additional molar support during facebow wear
- Increases anchorage

Size	(mm)	Order No.
2	37	308-002
3	42	308-003
4	46	308-004

Expansion Screws

Expansion Screws

- Indications:
 - Cleft palate
 - Maxillary arch discrepancies
- Most have double guide pins for linear movement
- Single guide pin narrow body configuration available for partial quadrant and expansions
- Includes adjustment key with each assembly

	Guide Pins	Elongation (mm)	Overall Dimensions (mm)			Order No.
			Length	Width	Thickness	
 Springless – standard	2	6	14	7.5	3.4	440-146
 Springless – standard	2	7	14	10	3.2	440-301
 Springless – extra small	2	4	10	7.5	3.2	440-303

3M™ Vanish™ 5% Sodium Fluoride White Varnish.....	9.2
3M™ Clinpro™ 5000 1.1% Sodium Fluoride Anti-Cavity Toothpaste.....	9.3
3M™ Vanish™ XT Extended Contact Varnish	9.4
3M™ PerioMed™ 0.63% Stannous Fluoride Oral Rinse Concentrate	9.5

3M™ Vanish™ 5% Sodium Fluoride White Varnish

Orthodontic patients may find it difficult to clean around brackets as thoroughly as needed, which can leave them more vulnerable to problems. Fortunately, 3M has a simple solution: Vanish White Varnish with Tri-Calcium Phosphate (TCP). TCP is a proprietary formula that contains fluoride, calcium and phosphate – components naturally found in saliva. The varnish remains fluid longer and continues to flow across tooth surfaces, penetrating hard-to-reach places, including interproximal areas and around brackets.

Indications:

- Indicated for treatment of sensitivity

Product Benefits:

- The #1-selling fluoride varnish in the U.S.
- Contains 22,600 ppm of fluoride and TCP, an exclusive calcium & phosphate ingredient
- Takes just seconds to apply and goes on white so it's virtually invisible
- Can be applied if plaque is present
- No need to dry teeth prior to application
- Patients can eat and drink following application
- Sweetened with Xylitol
- Cherry, Melon and Mint flavors

Item No. Product Information

3M Vanish 5% Sodium Fluoride White Varnish – 50 Pack

Each 50 pack includes: 50 unit-dose packets (0.5ml each) of one flavor and applicator brushes in individual foil pouches

12149C Cherry Flavor

12149L Melon Flavor

12149M Mint Flavor

3M Vanish 5% Sodium Fluoride White Varnish – 100 Pack

Each 100 pack includes: 100 unit-dose packets of one flavor; 100 applicator brushes

12150C Cherry Flavor

12150L Melon Flavor

12150M Mint Flavor

3M Vanish 5% Sodium Fluoride White Varnish – Bulk Pack

Each bulk pack includes: 10 boxes of one flavor. Each box includes 100 unit-dose packets (0.5ml each); 100 applicator brushes

12151C Cherry Flavor

12151L Melon Flavor

12151M Mint Flavor



3M™ Clinpro™ 5000 1.1% Sodium Fluoride Anti-Cavity Toothpaste

Patients with braces are at a higher risk for caries because food gets trapped around brackets. As a proactive measure, you can help to strengthen and repair enamel, and even reverse white spot lesions – by prescribing clinically proven, prescription-strength Clinpro 5000 fluoride toothpaste. It contains functionalized tri-calcium phosphate (fTCP) ... available exclusively from 3M.

Indications:

- For use as part of a professional program for the prevention and control of dental caries

Item No. Product Information

12115	3M Clinpro 5000 1.1% Sodium Fluoride Anti-Cavity Toothpaste Vanilla Mint Flavor – 4 oz tube
12115SM	3M Clinpro 5000 1.1% Sodium Fluoride Anti-Cavity Toothpaste Spearmint Flavor – 4 oz tube
12115BG	3M Clinpro 5000 1.1% Sodium Fluoride Anti-Cavity Toothpaste Bubble Gum Flavor – 4 oz tube

Product Benefits:

- Helps prevent and repair early lesions by remineralizing throughout the lesion – not just on the surface
- Optimized pH aids remineralization
- Creates acid-resistant mineral in dentin tubules*
- One-step convenience improves patient compliance – patients simply switch to Clinpro 5000 toothpaste for their brushing regimen once daily
- Backed by over 5 years of clinical use
- Vanilla Mint, Spearmint and Bubble Gum flavors

*Data on file



For full prescribing information, please refer to Section 13.

3M™ Vanish™ XT Extended Contact Varnish

Patients can find it difficult to clean thoroughly around orthodontic brackets, and over time it can lead to white spot lesions. Vanish XT varnish helps build a barrier against demineralization and acid erosion to protect their smile during the orthodontic treatment.

Indications:

- Site-specific, light-cured protective coating that can be applied around orthodontic brackets to prevent demineralization and acid erosion

Product Benefits:

- Delivers fluoride, calcium and phosphate to help protect teeth from white spot lesions in those tough-to-clean areas around the brackets
- Remains on the teeth for 6 months or longer
- Vanish XT varnish can be recharged by brushing daily with 3M™ Clinpro™ 5000 1.1% Sodium Fluoride Anti-Cavity Toothpaste

Item No. Product Information

12148 3M Vanish XT Extended Contact Varnish
1 – 10g 3M™ Clicker™ Dispenser



3M™ PerioMed™ 0.63% Stannous Fluoride Oral Rinse Concentrate

PerioMed™ oral rinse concentrate offers proven protection against gum disease, tooth decay and painful tooth sensitivity. It can be used for long-term gingival maintenance therapy and works to help control plaque bacteria on the teeth.

Indications:

- Dental caries prevention
- Control of hypersensitivity
- Control of gingival inflammation

Product Benefits:

- Fights gum disease and tooth decay
- Controls plaque bacteria
- Protects against painful tooth sensitivity
- Provides protection that lasts for up to 8 hours
- Second-generation antimicrobial
- Non-alcohol formula
- Costs about the same as the leading OTC mouthwashes
- Mint flavor

Item No. Product Information

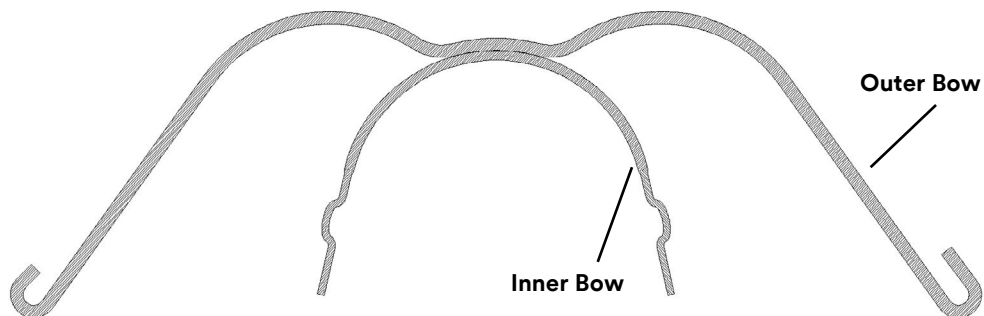
12105M 3M PerioMed 0.63% Stannous Fluoride Oral Rinse Concentrate
Mint Flavor – 10 oz bottle with pump (24 bottles/case)



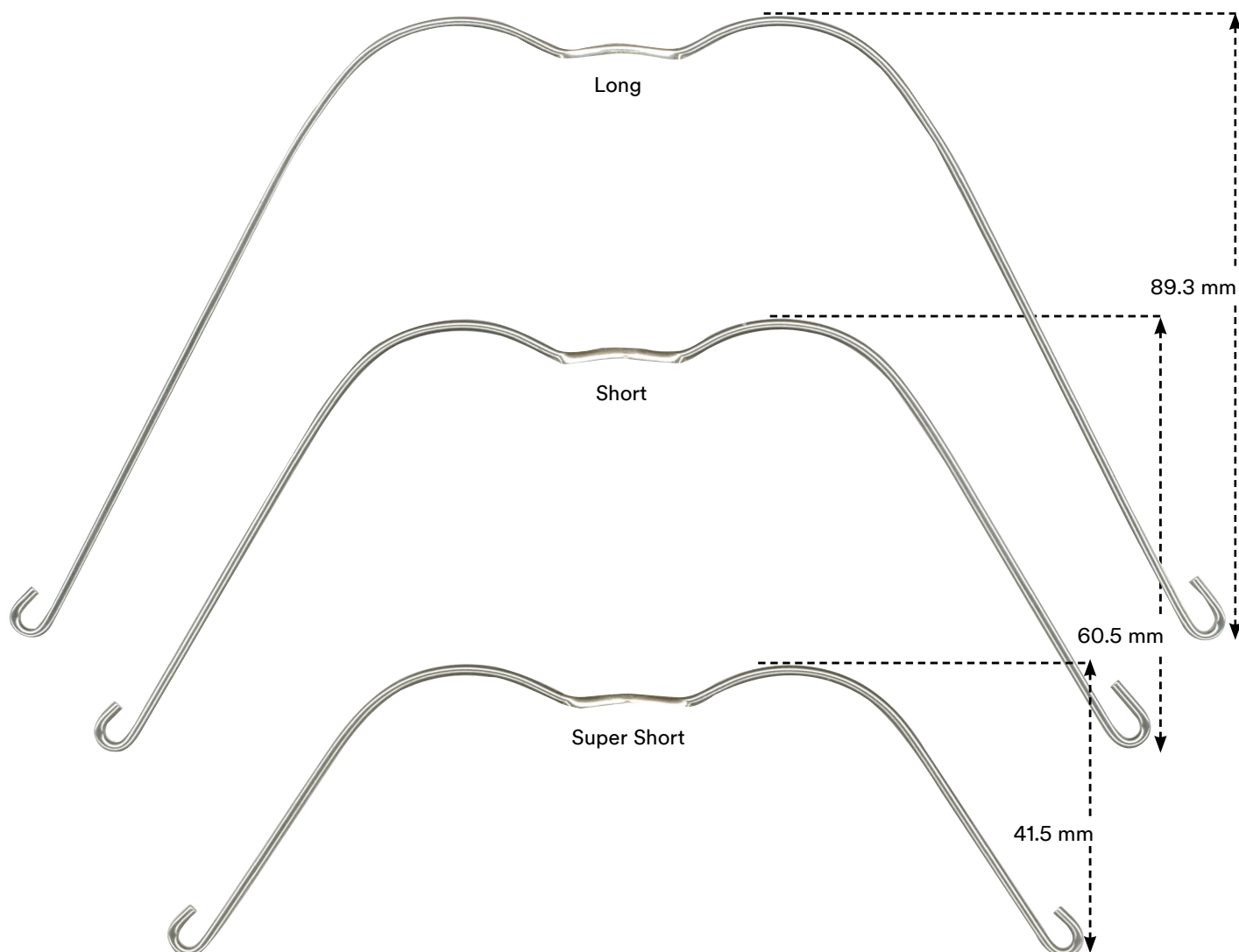
Series 5 Facebows.....	10.2
Friction-Stop Adjustable Facebows.....	10.5
Facebow Accessories.....	10.5
Traction Release™ Headgear	10.6

Series 5 Facebows

Typical Facebow Assembly

**Outer Bows**

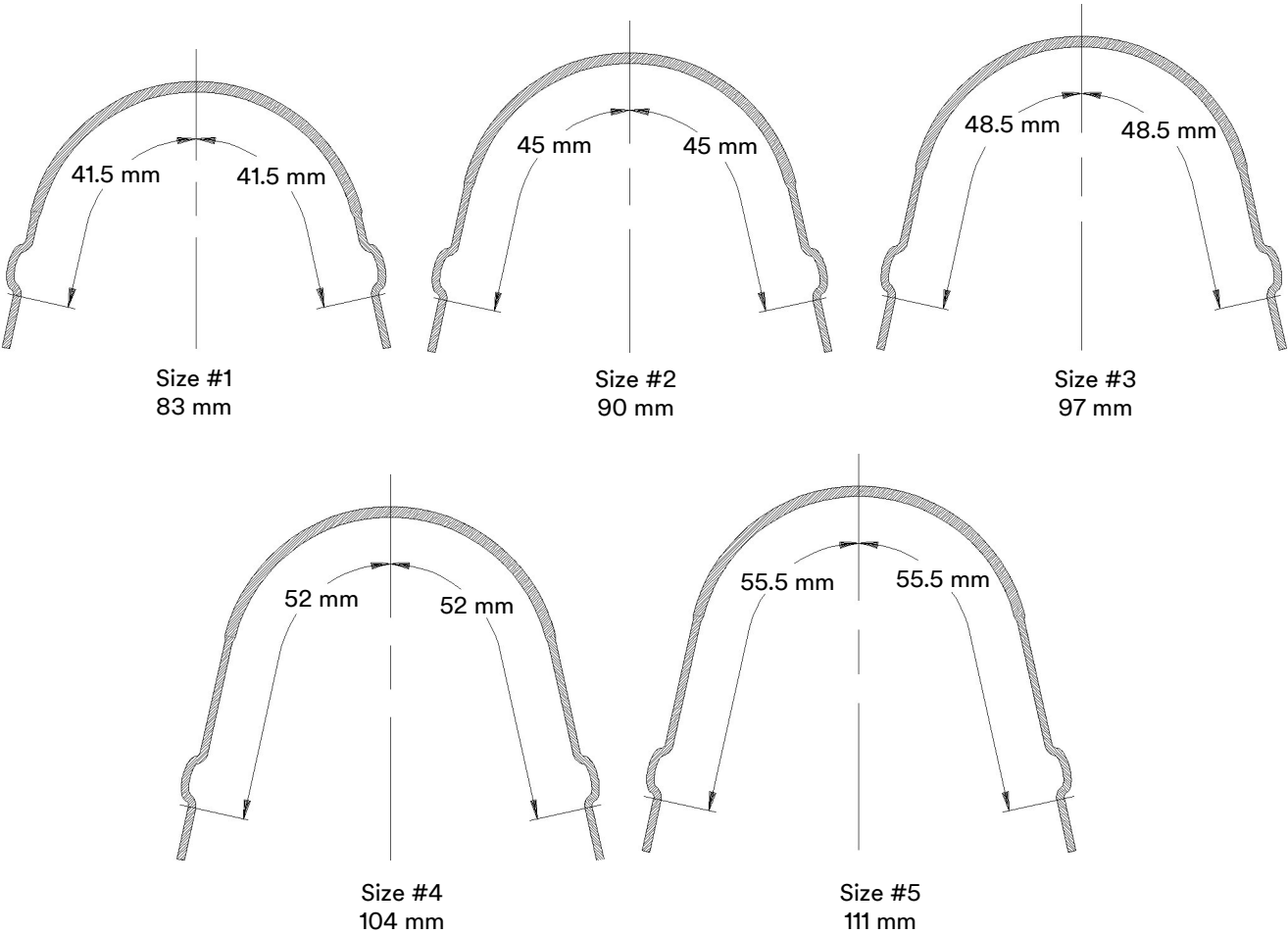
- Right outer loop is larger for ease or orientation
- Outer loops are bent outward (standard) or upward (on request)
- Outer bow facially is contoured for increased strength



Series 5 Facebows

Inner Bows

- Inner arch length is measured from distal side of loop to distal side of opposite loop on the inside of the inner bow
- Inner arch has narrow radius so adjustments are outward
- Preformed inner loops serve as adjustable stops as well as shock absorbers and are angulated for gingival clearance



Note: Unless otherwise specified, Series 5 facebows are shipped with adjustable loops bent occlusally. For loops bent gingivally, indicate “special” when ordering and specify “adjustable loops bent gingivally.”



Series 5 Facebow Sizing Guide
Inner arch sizing guide
701-700 1/pk

Series 5 Facebows

Inner Bow without Hooks, Outer Bow Non-Angulated

Diameter Inches	Inner Bow Size	Inner Bow (mm)	Outer Bow Long	Outer Bow Short	Outer Bow Super Short
.045	1	83	328-211	328-212	320-215
.045	2	90	328-221	328-222	320-225
.045	3	97	328-231	328-232	320-235
.045	4	104	328-241	328-242	320-245
.045	5	111	328-251	328-252	320-255

Inner Bow without Hooks, Outer Bow 15° Angulation

Diameter Inches	Inner Bow Size	Inner Bow (mm)	Outer Bow Short	
			Occlusal Ang.	Gingival Ang.
.045	3	97	-	328-235
.045	4	104	328-244	328-245
.045	5	111	-	328-255

Inner Bow with Cuspid Hooks, Outer Bow Non-Angulated

Diameter Inches	Inner Bow Size	Inner Bow (mm)	Outer Bow Short
.045	1	83	329-212
.045	2	90	329-222
.045	3	97	329-232
.045	4	104	329-242
.045	5	111	329-252

Facebows

Friction-Stop Adjustable Facebows

Type of Facebow	Diameter (Inches)	Long	Short	Super Short	Ang. 15° Occlusal Short
Universal Inner Bow	.045	320-451	320-452	320-450	322-452
	.051	-	320-512	-	-



Facebow Accessories

Friction Fit Stops

- Used for facebow stops or spacers on inner bow
 - Springy for easy fit
 - Solder in place
 - Inside diameter .045 in. (1.14 mm)
- 519-562** 100/pk



Deluxe Carrying Case 4" x 9"

- Vinyl
 - Zipper with pull tab
- 706-004** Blue, 10/pk

Traction Release™ Cervical Headgear

- Safety release reduces “sling-shot” hazard
- Clips automatically release when pulled with excessive force
- Easy reassembly
- Inner steel coil springs provide consistent traction force
- Color coded straps identify module force levels
- Washable 100% cotton pads and headstraps
- Cervical and high-pull systems
- Pads and modules sold separately

Traction Release™ Cervical Headgear Neckpads

- Cervical Headgear Neckpads contain synthetic latex foam liner.



Pads	Size		Denim Blue	Black	Multi-Print	Package
	Inches	cm				
Small	6 1/4	15.3	414-069	414-075	414-078	10/pk
Medium	6 3/4	17.2	414-070	414-076	414-079	10/pk
Large	7 1/4	18.3	414-071	414-077	414-080	10/pk

Traction Release™ Cervical Headgear Release Modules

- Headgear Release Modules not made with natural rubber latex.



Force	@ 50% Extension		Module Color	Part Number	Package
	oz.	gm			
Light	13	368	Natural	415-007	10/pk (5 pair)
Medium	18	510	White	415-008	10/pk (5 pair)
Heavy	26	737	Gray	415-009	10/pk (5 pair)
Medium	18	510	White	415-064	60/pk (30 pair)
C-Clip Replacements				415-061	60 clips

Bulk Pack

Traction Release™ Cervical Headgear Kits

- Cervical Headgear Neckpads contain synthetic foam liner.




One Case Kit

	Part Number	Cervical Pads						Release Modules		
		Denim Blue			Multi-Print			Light	Medium	Heavy
		Sml	Med	Lrg	Sml	Med	Lrg			
1 Case Kit	415-051	-	1	-	-	-	-	2	-	
10 Case Medium Kit	415-050	1	3	1	1	3	1	20	-	

Traction Release™ High-Pull Headgear

Traction Release™ High-Pull Headgear Headcaps



Caps	Denim Blue	Black	Multi-Print
Small	415-035	415-039	415-041
Large	415-036	415-040	415-042

Traction Release™ High-Pull Headgear Release Modules

• Headgear Release Modules not made with natural rubber latex.



Force	@ 50% Extension oz.	gm	Module Color	Part Number	Package
Light	12	340	Natural	415-017	10/pk (5 pair)
Medium	15	425	White	415-018	10/pk (5 pair)
Heavy	23	652	Gray	415-019	10/pk (5 pair)
Medium	15	425	White	415-069	60/pk (30 pair)
C-Clip Replacements				415-072	60/pk

Bulk Pack

Traction Release™ High-Pull Headgear Kits



		High-Pull Headcaps				Release Modules		
		Denim Blue		Multi-Print		Light	Medium	Heavy
		Sml	Lrg	Sml	Lrg			
1 Case Kit	415-060	-	1	-	-	2	-	
8 Case Medium Kit	415-059	2	2	2	2	16	-	

3M™ Unitek™ Prestige Series Pliers.....	11.2
3M™ Unitek™ Prestige Series Cutters	11.3
3M™ Unitek™ Orthodontic Hand Instruments	11.4
3M™ Unitek™ Orthodontic Hand Instruments Fixed Appliance Removing Instruments	11.5
3M™ Unitek™ Positioning Instruments	11.5
Self-Ligating Bracket Hand Instruments.....	11.6
3M™ Unitek™ Lingual Instruments.....	11.7
Hinged Instruments	11.9
Ligating Instruments.....	11.10
Miscellaneous Hand Instruments	11.11
Refer to Section 1 for 3M™ Clarity™ Ultra Self-Ligating Instruments	
Refer to Section 13 for Warranty Information	

Unitek™ Prestige Series Pliers



Weingart Utility Pliers

“Sure-grip” precision-matched serrated pads. Outer surface of beaks are carefully rounded for safety and comfort to lips and intraoral tissue.



900-735 Slimnose Weingart Utility Pliers, smaller tips for better intraoral accessibility.

See **801-700** Unitek™ Weingart Utility Pliers



How Utility Offset Pliers (Offset/Regular Tip)

Similar to the 900-701 plier, except tips are offset at 45° angle to facilitate posterior intraoral applications.

900-702

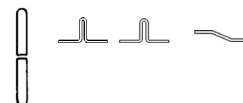
See **801-701** Unitek™ How Utility Pliers



Tweed Rectangular Arch-Forming Pliers

For rectangular and square wires. Gripping surfaces are precision machined to hold wire at right angle without slipping. Blades are .070 in. (1.78 mm). **Maximum wire size .021 x .025 in.**

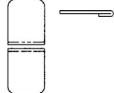
900-703



Lingual Lock-Forming Pliers

Forms terminal double-back bends in either .030 in. or .036 in. maximum lingual arches.

900-706



Jarabak Pliers

For precise bending of lighter wires. Precision-aligned grooves with serrated tips in both beaks assure accurate bending of closing loops. **Maximum wire size .016 in. diameter.**

900-704



Light Wire Bird Beak Pliers

Beaks are gradually tapered to bend small diameter loops. **Maximum wire size .016 in. diameter.**

900-710



See **801-709** Unitek™ Bird Beak Pliers



Band Seating Pliers

Square, tapered, serrated tips grip prewelded bracket wings securely while fitting bands.

900-711



Band Removing Pliers (Short Beak)

Short, chisel-tip beak catches gingival edge of band. Counterforce on occlusal provided by plastic padded tip.

900-712

900-714 4 Replacement Pads, 3/16 in. (4.8 mm)

900-715 4 Replacement Pads, 1/4 in. (6.3 mm)



Hollow Chop Pliers

Convex/concave beaks are .300 in. (7.61 mm) wide. Ideal for reshaping and contouring Nitinol wire and arches. **Maximum wire size .021 x .025 in. & .020 in. diameter.**

900-716

Unitek™ Prestige Series Cutters



Universal Cutter

(Safety Hold)

Holds loose distal ends. Shear-cuts hard wire. **Cut and hold capacity: Maximum .021 x .025 in. Nitinol, Braided and minimum .012 in. Nitinol.**

900-756

900-757 Long Handle



End Cutter

(Distal)

72° angle for very close cut to buccal tube. **Cutting capacity: Maximum .021 x .025 in. Hi-T™ and Nitinol; minimum .016 x .016 in. Braided and .016 in. diameter Nitinol.**

900-750



Hard Wire Cutter

15° cutting angle. New specially designed, diamond-honed to cut hard wire. Precision-machined joint. **Cutting capacity: Maximum hard wire up to .021 x .025 in. Hi-T and Nitinol; minimum .010 in. diameter Hi-T.**

900-751



Wire Cutter

Similar to 900-751 straight cutting jaws. **Cutting capacity: Maximum archwires up to .021 x .025 in.**

Hi-T and Nitinol; minimum .010 in. diameter Hi-T.

900-752



Pin and Ligature Cutter

Straight-back designed to cut soft wires. Sharp pointed diamond-honed tips to cut ligature wire at very point of cutter blades. **Cutting capacity: Maximum soft wire up to .014 in. diameter.**

900-753



Miniature Pin and Ligature Cutter

Tips for finite cutting of ligature wires. **Cutting capacity: Maximum soft wire up to .012 in. diameter.**

900-754



Micro-Miniature Pin and Ligature Cutter

Sharp pointed diamond-honed tips to cut ligature wire at very point of cutter blades. **Cutting capacity: Maximum soft ligature up to .010 in. diameter.**

900-755

Warning: Before cutting wire in the mouth with any non-safety hold cutter, place a gauze pad or cotton roll next to the wire end to catch wire fragments.


Do not over-stress instruments as instrument may break if over-stressed. Observe maximum capacity listed for the instrument.

Unitek™ Orthodontic Hand Instruments



Unitek™ Weingart Utility Pliers


Versatile pliers with serrated grip surfaces. Securely holds wire or auxiliary at any convenient working angle. Rounded surfaces for patient comfort.

900-700 



Unitek™ How Utility Pliers

Matching serrated tips. Grip surfaces securely hold wire or auxiliary at any convenient working angle. Rounded beaks for patient comfort.

900-701 



Unitek™ Three-Jaw Wire Bending Pliers



Consistent bends are assured with precision-aligned tips. The two-beak jaw is made of a one-piece construction.

900-705   



Unitek™ Omega Loop Forming Pliers

Make uniform Omega loops in square and rectangular wires. One-piece tip construction with serrated concave beak. Three-tier tip has 1.7 mm, 2.1 mm, and 2.6 mm diameters.

900-707  



Unitek™ Bird Beak Pliers


Round and pyramid beaks are tapered to a fine tip for precise bends.

900-709    



Unitek™ Posterior Band Removing Pliers


Long, narrow chisel-tip beak facilitates posterior band removal. Replaceable occlusal pad.

900-713
Replacement Pads 5 mm 4/pk
900-714 



Unitek™ Bond Removing Pliers

Designed for removal of bonding materials and composite. Replaceable occlusal pad and double-ended blade.

900-717 

Replacement Blade

900-718



Replacement Pads 6 mm 4/pk

900-719



Unitek™ Tweed Loop Forming Pliers


Facilitates the making of Omega, "Bull" and closing loops. Tapered round tip opposite concave beak.

900-720  



Unitek™ Arch Bending Pliers

Provides efficient handling, bending, and torquing of square and rectangular wires.

900-721 

Unitek™ Orthodontic Hand Instruments Fixed Appliance Removing Instruments



Unitek™ Universal Separating Pliers
Lightweight stainless steel pliers provide easy access to difficult-to-reach areas. Features spring-back action.
800-734



Unitek™ Convertible Cap Removing Pliers
Precision pliers use reciprocal action to shear off the temporary cap of a convertible first molar tube.
805-035
Replacement Tips 5/pk
805-036



Unitek™ Debonding Instrument
Debonding tool designed for the removal of traditional Non Self-Ligating 3M Metal and Ceramic Bracket Systems. The positioning ledge is not used in debonding metal brackets; refer to the Unitek Debonding Instrument Technique Guide for additional information.
900-850

Unitek™ Positioning Instruments

Unitek™ Bracket Positioning Gauges

Precision machined handles, color coded size, establishes proper bracket height, measured from bracket slot to incisal/occlusal surface of tooth.

- 900-836** Positioning Gauge One (2.0–2.5 mm)
- 900-837** Positioning Gauge Two (3.0–3.5 mm)
- 900-838** Positioning Gauge Three (4.0–4.5 mm)
- 900-839** Positioning Gauge Four (5.0–5.5 mm)
- 900-840** Positioning Gauge Five (6.0–6.5 mm)
- 900-841** Set of four Gauges (One–Four)



**MBT™ Versatile+
Appliance System**

Self-Ligating Bracket Hand Instruments



3M™ Unitek™

Debonding Instrument

This Unitek™ Debonding Instrument is for the 3M™ Clarity™ Ultra Self-Ligating Bracket system.
804-175



SmartClip™ Appliance Wire Disengagement Instrument

Archwires are removed from Clarity™ SL Self-Ligating Brackets or SmartClip™ Self-Ligating Brackets by sliding the instrument's hooks beneath the archwire and lifting it away from the bracket with a squeeze.

804-160

804-161 Slide Reorder Pack

804-162 Hook Insert Replacement



Unitek™ Self-Ligating Bracket Debonding Instrument

Distinguished debonding tool designed for the 3M Self-Ligating Bracket System: Clarity SL Self-Ligating Brackets and SmartClip Self-Ligating Brackets. Also recommended for Clarity™ Advanced Ceramic Brackets. May be used with or without the archwire engaged in the bracket slot.

804-170



3M™ Unitek™ Open-Close Instrument

Open-Close instrument for Clarity™ Ultra Self-Ligating Brackets.
804-155



SmartClip™ Appliance Wire Insertion Instrument

Using the single tip on one end or the double tip on the other end, archwires are engaged into Clarity SL Self-Ligating Brackets or SmartClip Self-Ligating Brackets with a roll of the hand.

804-152 .022 Bracket Instrument

804-153 .018 Bracket Instrument



Unitek™ Bracket Placement Instrument

Stainless Steel Reverse Action Tweezer/Instrument designed with Self-Ligating brackets in mind. The downward slope of the forearm improves operator visibility while placing the bracket onto the tooth. The instrument is constructed with a convex reverse end that can be used to seat brackets, the slender tips and concave undercarriage allow easy bracket removal from the APC™ Adhesive blister.

804-171


Unitek™ Lingual Instruments



Unitek™ Lingual Weingart Utility Pliers with 60° Bend

Have tips angled at 60° for easy access to the lingual arch. The fine tapered tips help make working in the limited space easier, and the tip serrations provide a secure grip on the wire. The tips are rounded for patient comfort and safety.

803-530



Unitek™ Lingual Cinch Back Pliers

Used to make a 90° wire bend distal to the buccal tube. Long handles assure convenient access to the area with patient comfort, while serrated tips hold the wire firmly.

**For use with nitinol wires
.012 - .018" (.30 - .46 mm).
803-531**



Unitek™ Lingual Anterior Debonding Pliers

With an enhanced gripping surface for security and a functional ergonomic design, the debonding pliers make the bracket debonding step easier. These pliers accommodate the custom bases of the Incognito™ Appliance System Brackets.

803-532



Unitek™ Lingual Detailing Pliers

Enables .75 mm 1st and 2nd order bends intraorally without having to remove the archwire. The double-sided head is designed to work interproximally, even where space is limited.

**Maximum wire size:
.018 x .018" (.46 x .46 mm)
803-535**



Unitek™ Lingual Light Wire Flush Cut Distal End Cutter

Gives a flush cut to the wire at the distal end of the terminal tube, reducing the possibility of patient discomfort from archwire protrusion. The safety hold feature secures the loose wire after the archwire is cut. Tips are made of Tungsten Carbide for durability.

**Minimum wire cutting capacity:
.012" (.30 mm).
Maximum wire cutting capacity:
.016 x .025" (.41 x .64 mm)
803-550**



Unitek™ Lingual Heavy Wire Flush Cut Distal End Cutter

Gives a flush cut to the wire at the distal end of the terminal tube. These pliers are designed for larger wires, and tips are made of Tungsten Carbide for durability. The safety hold feature secures the loose wire after the archwire is cut.

**Minimum wire cutting capacity:
.016" (.41 mm)
Maximum wire cutting capacity:
.021 x .025" (.55 x .64 mm)
803-551**

Unitek™ Lingual Instruments



Unitek™ Lingual Distal End Cutter

Used for a wide range of wire sizes. It features long handles and a narrow design, with cutting tips made of Tungsten Carbide for durability. A clean square end cut reduces deburring, and the safety hold feature secures the loose wire after the archwire is cut.

Minimum wire cutting capacity:

.012" (.30 mm)

Maximum wire cutting capacity:

.018 x .025" (.46 x .64 mm)

803-552



Unitek™ Lingual Straight Ligature Cutter

Light duty cutter specifically for soft wires and elastics. Small and narrow in design, the sharp pointed tips can reach into tight and difficult to reach areas. Tips are made of Tungsten Carbide for durability.

Maximum wire cutting capacity:

.012" (.30 mm)


803-553



Unitek™ Lingual Straight Mathieu Pliers

Have fine straight tips for archwire insertion and elastomeric ligature placement.

803-570



Unitek™ Lingual Curved Mathieu Pliers

Feature fine curved tips for archwire insertion and elastomeric ligature placement on lingual brackets.

803-571



Unitek™ Lingual Bracket Placement Tweezer

A reverse action instrument used for the placement of lingual brackets, bondable tubes and attachments. The curved design allows easier viewing of the placement area.

803-572



Unitek™ Lingual Straight Mosquito Forceps

Feature fine serrated tips with positive locking to ensure consistent performance for elastomeric ligature placement on lingual brackets.

803-573



Unitek™ Lingual Director

The double-ended instrument aids in seating the archwire and is used for tucking ligatures after placement.

803-580



Unitek™ Lingual Short Probe

Used for the removal of elastomeric ligatures, and excess adhesive around brackets. It can also aid during bracket positioning.

803-581

Hinged Instruments



Deluxe AlastiK™ Force Modules Needle Holder

Miniature needle holder with ultra-fine tips to facilitate application of AlastiK Modules. **Not for use with metal ligatures.**

500-081



Mathieu Needle Holder

A precision stainless steel ligating instrument with fine, serrated tips and a quick-release positive locking mechanism on the rear of the handles. A free-sliding leaf spring on the inner surface opens the beaks when the lock is released. Very useful for placing AlastiK Force Modules. Can also be used with metal ligatures.

500-083



Standard Mosquito Forceps

Stainless steel, latching-type forceps, useful for placing AlastiK Force Modules.

500-235

Ligating Instruments



Double-Ended Ligature Director

Features a straight, notched tip at one end for use on anterior brackets, and an angled, notched tip at other end for easier access to posterior brackets.

803-007



Double-Ended Dual Purpose Instrument

Combines offset taper for removing AlastiK™ Ligatures on one end and an angled notch ligature director on the other end to facilitate AlastiK module placement in hard to reach places.

900-815



Single-Ended Ligature Director

Made from stainless steel with a small, thin, serrated tip for tucking in ligature pigtails.

803-003

Miscellaneous Hand Instruments



Molar Band Seater

Features a hardened, cobalt-based alloy tip embedded in a molded handle which serves as a bite stick. The serrated, triangular tip allows better interproximal access with a positive grip.

811-001



Cotton Pliers

Multi-purpose instrument made from hard chrome-plated surgical steel. Two styles are available: one featuring straight handles and offset tips, and the other featuring slightly counter-curved handles proximal to the offset tips. Both styles have serrated tips.

100-954 Straight

100-951 Curved



No. 5 Front-Surface Mouth Mirror

Single-ended instrument featuring an autoclavable, replaceable mirror head.

900-823

900-824 Replacement head for No. 5 mouth mirror



Lightweight Band Seater and Pusher

A well-balanced, hollow-handled, stainless steel instrument with angled, serrated tip to assure a positive grip on band edges and seating lugs.

900-832



Sickle-Style Cement Remover and Bracket Positioner

Double-ended instrument with curved, tapered tip with sharpened inside radii, other tip flat serrated to push bracket. Designed for placing bracket and removing direct bonding adhesives.

900-822

3M™ APC™ Adhesive Coated Appliance System Accessories.....	12.2
Typodonts.....	12.3
Retainer and Aligners Carry Cases.....	12.4
Arch Symmetry Aids.....	12.5
Banding Accessories	12.6

APC™ Adhesive Coated Appliance System Accessories



**APC™ Inventory Dispensing System
Two Drawer Set**
(Brackets sold separately)
2600-021




**APC Inventory Dispensing System
Drop-in Organizer Tray**
2600-007



**APC Inventory Dispensing System
Back-Up Storage Units 7 × 7**
2600-032



**APC Inventory Dispensing System
One Drawer Set**
(Brackets sold separately)
2600-014



**Dust Cover Set for Inventory
Dispensing Drawer**
2600-022



**Label Set for Inventory
Dispensing System**
2600-023



Reusable Set-Up Tray 7 × 7
(Brackets sold separately)
2600-005

Typodonts

Our high-quality practice enhancement typodonts include:

Esthetics

3M™ Clarity™ Aligners Typodont with Stand	600-248
3M™ Clarity™ Ultra Self-Ligating Bracket Typodont with Stand	600-243
3M™ Clarity™ Advanced Ceramic Brackets and Stand	600-236
Incognito™ Appliance System	358-100
Incognito™ Appliance System – Full Premium	358-187
Incognito™ Appliance System – Full Show with Display Box	358-189
Incognito™ Appliance System – Full Show	358-188
Incognito™ Appliance System – Lite Show with Display Box	358-191
Incognito™ Appliance System – Lite Show	358-190



3M™ Clarity™ Aligners



3M™ Clarity™ Ultra Self-Ligating Brackets



3M™ Clarity™ Advanced Ceramic Brackets



Incognito™ Appliance System

Metal

Mini Uni-Twin™ Brackets	600-215
SmartClip™ SL3 Self-Ligating Brackets	600-221
Unitek™ Miniature Twin Brackets	600-213
Victory Series™ Active Self-Ligating Brackets	600-241
Victory Series™ Low Profile Brackets	600-224
Victory Series™ Brackets MBT™ Appliance System	600-211
Victory Series™ V-Slot Brackets	600-220



Victory Series™ Active Self-Ligating Brackets



Victory Series™ Brackets MBT™ Appliance System

Forsus™ Class II Correctors

Forsus™ Fatigue Resistant Device EZ2 Module with Clarity Advanced Brackets	600-242
Forsus™ EZ2 Module with SmartClip™ Brackets	600-233



Forsus™ Fatigue Resistant Device EZ2 Module with 3M™ Clarity™ Advanced Ceramic Brackets

Miscellaneous

Blank Typodont	600-210
Clarity Advanced Upper with Victory Series Low Profile Lower	600-240
Typodont Replacement Hinges	600-209

Retainer and Aligners Carry Cases

Molded Retainer Cases

- High-impact polypropylene
- Hinged sections
- Latchable
- Vented, to reduce odor formation

Assortment

One each, all colors except black and purple

450-121 10/pk

10 each, all colors except hot red and hot yellow

450-122 100/pk

Sampler - 10 each, all colors except black and purple

450-120 100/pk

Standard - 20 each, ivory, yellow, red, green, blue

450-010 100/pk

Neon - 20 each, hot colors

450-110 100/pk

Rectangular Retainer Boxes

Constructed from opaque plastic, upper and lower sections are hinged and latchable. Compact size, yet large enough to accommodate two retainers.

452-001 100/pk

Individual Retainer Cases

(10/pk)

Ivory **450-003**

Yellow **450-004**

Red **450-005**

Green **450-006**

Blue **450-007**

Purple **450-008**

Black **450-009**

Hot Pink **450-103**

Hot Orange **450-104**

Hot Yellow **450-105**

Hot Green **450-106**

Hot Red **450-107**



3M™ Clarity™ Aligners Carry Cases

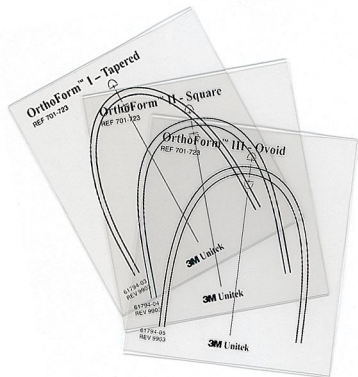
White
358-481




Gray
358-482



Arch Symmetry Aids



Diagnosis OrthoForm™ Arch Form Templates
Clear templates for overlay on patient model.
701-723 (3) in package



Operatory OrthoForm Arch Form Templates
White templates for chairside use.
701-724 (3) in package


MBT™ Versatile+ Appliance Bracket Placement Guide

	U7	U6	U5	U4	U3	U2	U1	Upper Arch
A	2.0	4.0	5.0	5.5	6.0	5.5	6.0	+1.0 mm
B	2.0	3.5	4.5	5.0	5.5	5.0	5.5	+0.5 mm
C	2.0	3.0	4.0	4.5	5.0	4.5	5.0	Average
D	2.0	2.5	3.5	4.0	4.5	4.0	4.5	-0.5 mm
E	2.0	2.0	3.0	3.5	4.0	3.5	4.0	-1.0 mm

	L7	L6	L5	L4	L3	L2	L1	Lower Arch
A	3.5	3.5	4.5	5.0	5.5	5.0	5.0	+1.0 mm
B	3.0	3.0	4.0	4.5	5.0	4.5	4.5	+0.5 mm
C	2.5	2.5	3.5	4.0	4.5	4.0	4.0	Average
D	2.0	2.0	3.0	3.5	4.0	3.5	3.5	-0.5 mm
E	2.0	2.0	2.5	3.0	3.5	3.0	3.0	-1.0 mm

Made in U.S.A. for
3M
3M Unitek
Orthodontic Products
2724 South Park Road
Morrovia, CA 91016 USA
MBT is a trademark of 3M. © 2012 3M. All rights reserved. REF 701-725 1211

MBT™ Versatile+ Appliance System
Bracket Positioning Guide
701-725



Arch-Marking Pencil Kit

- Wax-type pencil, 6 per box
- Wet-dry marker
- Includes sharpener

603-026

Banding Accessories



Cement Guard

Serves a three-fold purpose:

- Coat band attachments prior to cementation to prevent clogging of bracket slots, tie wings, tube openings, and lingual attachments
- After banding patient, coat appliance to prevent tissue irritation
- As a “sticky wax” position attachments on bands before welding

Cement Guard is peppermint-flavored. Requires no heat. Packaged in adjustable, lipstick-type tube.

704-007 3/pk



Wax-Pak™

For coating appliances to prevent tissue irritation.

Tasteless. Packaged conveniently for the patient to carry.

Four sticks per pack.

603-063 100 packs

Special White Utility Wax

Wax stick measuring 6 in.

(153 mm) long.

603-062 22/pk

Index	13.2
Ordering, Customer Returns, Warranty Information.....	13.6
3M™ Unitek™ Prestige Series Hand Instrument Warranty	13.6
International Operations	13.8
Prescribing Information	13.10

Index

Esthetic Orthodontic Solutions 1

Self-Ligating Appliances 2

Metal Brackets 3

Buccal Tubes 4

Bands and Attachments 5

Archwire Products 6

Bonding/Banding Products and Curing Light 7

Intraoral Products 8

Prevention 9

Extraoral Products 10

Hand Instruments 11

Supplies and Equipment 12

Index, Warranty and Ordering 13

A

A Modules 8.7
Adhesives 7.1
Adjustable Sliding Yoke 8.15
Auxiliary Products 8.4, 5
APC™ Adhesive Coated Appliance System Accessories 12.2
Arch-Marking Pencil Kit 12.5
Arch Symmetry Aids 12.5

Archwire Products 6.1

Arch Forms 6.3
Malleability 6.3
Archwire Accessories 6.19
Light Wire Arch Computer 6.19
Unitek™ Archwire Dispenser 6.19
Archwire Analysis 6.5
Archwire Sequence For Self-Ligating Appliances 2.9
Archwire, Tandem Technique 2.10
Arrowhead Clasps, Modified 6.18
Ball Clasps 6.18
Force Levels 6.4
Engagement and Working Forces 6.4
Introduction 6.2
Lingual Retainer Wire 6.17
Ligature Wire and Tie Hooks 6.16
Permachrome Resilient Archwire 6.11
Permachrome Posted Archwire 6.13
Permachrome Standard Archwire 6.12
Solder Supplies, Miscellaneous 6.13
Unitek™
Beta III Titanium Archwire 6.9
Lateral Development Archwires 6.10
Nitinol Classic Archwire 6.8
Nitinol Heat-Activated Archwire 6.6
Nitinol Super-Elastic Archwire 6.7
Multi-Strand Archwires 6.15
Stainless Steel Straight Lengths 6.14

B

B Modules 8.8
Ball Clasps 6.18
Band Seater and Pusher, Lightweight 11.11

Bands and Attachments 5.1

Comparison of Prescriptions Weld Positioning for Upper First Molar 5.27
for Lower First Molar 5.28
for Upper Second Molar 5.29
for Lower Second Molar 5.30
Contoured Bicuspid Bands, Unitek™ 5.16
Custom Services 5.20
General Purpose Bicuspid Bands 5.14, 15
General Purpose Molar Bands 5.10
Level Anchorage System Attachments 5.31
Lingual Molar Attachments 5.31
Light Wire Attachments 5.22
Lingual Sheaths 5.17
Lingual Attachments 5.18
Modular Band Kit Organizers 5.19
Molar Attachments 5.31
Pedodontic Molar Bands, Unitek™ 5.11
Proportioned Bicuspid Bands, Unitek™ 5.12, 13
RxWeld Service 5.20
Standard Edgewise Welding Reference 5.22
Standard Weld Positioning, Molars 5.25, 26
Torqued Attachments 5.21
Weld Positioning MBT™ Versatile+ Appliance System First Molars 5.23
Weld Positioning MBT™ Versatile+ Appliance System Second Molars 5.24
Weld Positioning Standard First Molars 5.25
Weld Positioning Standard Second Molars 5.26
Welding Services 5.20

Victory Series™

Narrow Contoured 1st Molar Bands 5.2, 3
Narrow Contoured 2nd Molar Bands 5.6, 7
Standard Contoured 1st Molar Bands 5.4, 5
Standard Contoured 2nd Molar Bands 5.8, 9
Bicuspid Bands, see Bands and Attachments 5.1
Bobbin Chains, Dispenser AlastiK™ 8.10

Bonding/Banding Products and Curing Light 7.1

Adhesive in Capsules, Syringes 7.6 - 8
APC™ Flash-Free Adhesive Coated Appliance System 7.2, 3
Bonding Prep Trays 7.4
Brush Holder 7.4
Concise™ Orthodontic Chemical Cure Adhesive 7.10
Dispensing Items 7.4
Mixing Pads, Applicators, Spatulas 7.4
Light Cure Adhesive Transbond™ LR 7.7
Light Cure Adhesive Transbond™ XT 7.6
Light Cure Band Adhesive Transbond™ Plus 7.8
Multi-Cure Glass Ionomer Orthodontic Band Cement, Unitek™ 7.8
Cement Kit, Dispensing Spoon, Bottles, Liquid/Powder 7.8
Ortholux™ Luminous Curing Light 7.9
Light Kit and Replacement Parts 7.9
RelyX™ Unicem 2 Automix Self-Adhesive Resin Cement 7.11
Sondhi™ Rapid-Set Indirect Bonding Adhesive 7.10
Transbond™ IDB Pre-Mix Chemical Cure Adhesive 7.11
Transbond™ LR Light Cure Adhesive 7.7
Transbond™ MIP Moisture Insensitive Primer 7.5
Transbond™ PLUS Color Change Adhesive 7.7
Transbond™ Plus Light Cure Band Adhesive 7.8
Transbond™ Plus Self Etching Primer 7.5
Reorder Applicators, Easy Roller 7.5
Transbond™ Supreme LV Low Viscosity Light Cure Adhesive 7.11
Transbond™ XT Light Cure Adhesive 7.6
Transbond™ XT Primer 7.5
Unite™ Bonding Adhesive 7.10
Unitek™ Etching Gel System 7.4
Brackets, Metal, see 3.1
Brackets, Ceramic, see 1.4 - 11
Brackets, Self-Ligating, see 1.4 - 6, 2.1

Buccal Tubes 4.1

Light Wire Buccal Tubes 4.16
Victory Series™ Buccal Tubes 4.4
Victory Series™ First Molar Buccal Tubes 4.6 - 12
Victory Series™ Molar Bonding Bases 4.5
Victory Series™ 2nd Bicuspid Tubes 4.15
Victory Series™ Second Molar Buccal Tubes 4.13, 14
Victory Series™ Second Molar Mini Tubes 4.15
Victory Series™ Superior Fit Buccal Tubes 4.2
Buttons, Lingual 5.18, 31

C

C Modules 8.9
Cement Guard
see Supplies and Equipment 12.6
Cement Remover, Sickle-Style,
see Hand Instruments 11.11
Ceramic Brackets,
see Esthetic Orthodontic Solutions 1.4 - 11
Cervical Headgear, see Extraoral Products 10.6, 7
3M™ Clarity™ Advanced Ceramic Brackets,
see Esthetic Orthodontic Solutions 1.7 - 11
3M™ Clarity™ Aligners,
see Esthetic Orthodontic Solutions 1.3
3M™ Clarity™ Aligners Carry Cases,
see Supplies and Equipment 12.4
3M™ Clarity™ Ultra Self-Ligating Brackets,
see Esthetic Orthodontic Solutions 1.4 - 6

Index

C, continued

Clasps 6.18
 Cleats, see Bands and Attachments 5.18, 31
 Clinpro™ 5000 1.1% Sodium Fluoride Anti-Cavity Toothpaste 9.3
 Coil Springs, Nitinol, Hi-T™ II, see Intraoral Products 8.17, 18
 Color Palette, Dots, AlastiK™ 8.7
 Concise™ Orthodontic Chemical Cure Adhesive 7.10
 Orthodontic Bonding System 7.10
 Convertible Cap Removing Pliers, Unitek™ 11.5
 Curing Light
 Ortholux™ Luminous Curing Light 7.9
 Customer Returns 13.6
 Cuspid Bands, see Bands and Attachments 5.1
 Cutters, Prestige Series, Unitek™ 11.3

D

Debonding Instruments 11.5 - 7
 Debracketing Instruments 11.5
 Disengagement Hand Instrument 11.6
 Dispensing Items 7.4

E

Easy-To-Tie Ligatures, AlastiK™ 8.5
 Elastics, Intraoral 8.14
 Engagement and Working Forces, Archwire 6.4

Esthetic Orthodontic Solutions 1.1

APC™ Flash-Free Adhesive Coated Appliance System 1.6, 8
 3M™ Clarity™ Advanced Ceramic Brackets 1.7 - 11
 3M™ Clarity™ Aligners 1.3
 3M™ Clarity™ Esthetic Orthodontic Solutions 1.2
 3M™ Clarity™ Ultra Self-Ligating Brackets 1.4 - 6
 Instruments for the Ultra SL System 1.6, 11.6
 Incognito™ Appliance System 1.12
 Incognito™ Lite Appliance System 1.13
 Etching Gel 7.4
 Expansion Screws 8.22

Extraoral Products 10.1

Facebows, Series 5 10.2 - 4
 Friction-Stop Adjustable Facebows 10.5
 Facebow Accessories 10.5
 Carrying Cases 10.5
 Friction Fit Stops 10.5
 Series 5 Facebows 10.2 - 4
 Traction Release™ Cervical Headgear 10.6
 Modules, Neckpads 10.6
 Cervical Headgear kits 10.6
 Traction Release™ High-Pull Headgear 10.7
 Headcaps, Release Modules, 10.7
 High-Pull Headgear kits 10.7

F

Facebows, Series 5 10.2 - 4
 Friction-Stop Adjustable Facebows 10.5
 Facebow Accessories 10.5
 Carrying Cases 10.5
 Friction Fit Stops 10.5
 Forceps, Mosquito, Lingual 11.8
 Forceps, Mosquito, Standard 11.9
 Forsus™ Class II Correctors 8.2
 Forsus™ Fatigue Resistant Device 8.3
 Front-Surface Mouth Mirror, No. 5 11.11

G

Gel Etch Syringe Tips 7.4
 Glass Ionomer Band Cement, Unitek™ 7.8
 Glasses, Curing Light Eyewear 7.9
 Gurin Auxiliaries 8.16
 Extraoral, Intraoral Hooks 8.16
 Finger, Loop Springs 8.16
 Gurin Lock Wrenches 8.16
 Locks 8.16
 Nuts 8.16
 Retraction Loops 8.16

H**Hand Instruments 11.1**

Hinged Instruments 11.9
 Deluxe AlastiK™ Needle Holder 11.9
 Mathieu Needle Holder 11.9
 Standard Mosquito Forceps 11.9
 Miscellaneous Hand Instruments 11.11
 Cotton Pliers 11.11
 Lightweight Band Seater and Pusher 11.11
 Sickle-Style Cement Remover and Bracket Positioner 11.11
 Molar Band Seater 11.11
 No. 5 Front-Surface Mouth Mirror 11.11
 Self-Ligating Bracket Hand Instruments 1.6, 2.8, 11.6
 SmartClip™ Appliance Wire Disengagement Instrument 2.8, 11.6
 SmartClip™ Appliance Wire Insertion Instrument 2.8, 11.6
 Unitek™ Bracket Placement Instrument 2.8, 11.6
 Unitek™ Debonding Instrument 1.6, 11.6
 Unitek™ Open-Close Instrument 1.6, 11.6
 Unitek™ Self-Ligating Bracket Debonding Instrument 2.8, 11.6
 Unitek™ Convertible Cap Removing Pliers 11.5
 Unitek™ Debonding Instrument 11.5
 Unitek™ Hand Instruments, Lingual 11.7, 8
 Unitek™ Ligating Instruments 2.8, 11.10
 Double-Ended Dual Purpose 2.8, 11.10
 Double-Ended Ligature Director 11.10
 Unitek™ Prestige Series Cutters 11.3
 End Cutter 11.3
 Hard Wire Cutter 11.3
 Micro-Miniature Pin and Ligature 11.3
 Miniature Pin and Ligature Cutter 11.3
 Pin and Ligature Cutter 11.3
 Universal Cutter 11.3
 Wire Cutter 11.3
 Unitek™ Prestige Series Pliers 11.2
 Arch Bending Pliers 11.4
 Band Removing Pliers 11.4
 Band Seating Pliers 11.2
 Bird Beak Pliers 11.4
 Bond Removing Pliers 11.4
 Hollow Chop Pliers 11.2
 How Utility Offset Pliers 11.2
 How Utility Pliers 11.4
 Jarabak Pliers 11.2
 Light Wire Bird Beak Pliers 11.2
 Lingual Lock-Forming Pliers 11.2
 Omega Loop-Forming Pliers 11.4
 Three-Jaw Wire Bending Pliers 11.4
 Tweed Loop Former 11.4
 Tweed Rectangular Arch-Forming 11.2
 Weingart Utility Pliers 11.2
 Unitek™ Positioning Instruments 11.5
 Unitek™ Bracket Positioning Gauges 11.5
 Unitek™ Universal Separating Pliers 11.5

Headgear, see Cervical/High Pull Headgear 10.6, 7
 Hi-T™ II Coil Springs 8.18
 Hook Pin, Removable 3.46
 Hooks and Stops 8.15
 Crimpable, Weldable Hooks 8.15

I

Incognito™ Appliance System, see Esthetic Orthodontic Solutions 1.12
 Incognito™ Lite Appliance System, see Esthetic Orthodontic Solutions 1.13

Index 13.2

Indirect Bonding Adhesive 7.11
 Insertion Instruments 8.4
 Instruments, see Hand Instruments 11.1
 International Operations, Representatives 13.8

Intraoral Products 8.1

A Modules 8.7
 Action Line 8.13
 Action Line Thread, EZ3 Holder, Action Line Tubing 8.13
 Rotation Wedge 8.13
 Mini-StiK™ Patient Sticks 8.7
 AlastiK™ Easy-To-Tie Ligatures 8.5
 AlastiK™ Force Products 8.5
 AlastiK™ Lingual Ligatures 8.6
 AlastiK™ Practice Enhancers 8.7
 Color Dots, Palette 8.7
 Auxiliary Products 8.4, 5
 Archwire Hooks and Stops 8.15
 B Modules 8.8
 Bobbin Dispenser, AlastiK™ 8.10
 C Modules 8.9
 Continuous Chains Bobbin 8.10
 Elastics,
 People Pack Intraoral Elastics 8.14
 Elastomeric Ligature with Guard 8.10
 EZ3 Holder 8.13
 Forsus™ Class II Correctors 8.2
 Forsus™ Fatigue Resistant Device 8.3
 Gurin Auxiliaries 8.16
 Extraoral, Intraoral Hooks 8.16
 Gurin Lock Wrenches 8.16
 Locks 8.16
 Loop Springs, Finger 8.16
 Nuts 8.16
 Retraction Loops 8.16
 Hi-T™ II Coil Springs 8.18
 Hooks, Archwire 8.15
 Implants 8.4
 Insertion Instruments 8.4
 K Modules 8.12
 KX Modules 8.12
 Loose Modules 8.8
 Unitek™ MIA Mobile Interarch System 8.20
 Unitek™ Temporary Anchorage Device (TAD) System 8.4
 Nitinol Coil Springs 8.17
 People Pack Intraoral Elastics 8.14
 Precut Chain Reel 8.9
 Continuous C Module Chain Reel 8.9
 Precut C Module Chains 8.9
 Preformed Lingual Arches 8.21
 QuiK-StiK™ 8.8
 Retraction Springs 8.18
 Rotation Springs 8.19
 Rotation Wedge 8.13
 Separator Modules 8.11
 Expansion Screws 8.22
 Loose S Modules 8.11
 QuiK-StiK™ S Modules 8.11
 S Modules (Separators) 8.11
 Stops, Archwire 8.15
 T Springs 8.19

Index

J

K Modules 8.12
KX Modules 8.12

L

Level Anchorage™ Bracket System 3.49
Level Anchorage Palatal Bar 8.21
Level Anchorage System Attachments 5.31
Ball Hook 5.18, 31
Ligating Instruments 2.8, 11.10
Double-Ended Dual Purpose 2.8, 11.10
Double-Ended Ligature Director 11.10
Single-Ended Ligature Director 11.10
Ligature Wire and Tie Hooks 6.16
Ligature w/Guard, Elastomeric 8.10
Light Cure Adhesive Transbond™ XT, Plus, LR 7.6 - 8
Adhesive in Capsules, Syringes 7.6, 7
Multi-Cure GI Band Cement, Unitek™ 7.8
Cement Kit, Dispensing Spoon, Bottles,
Liquid/Powder 7.8
Lingual Arches, Preformed 8.21
Lingual Attachments 5.18
Bondable Lingual Cleat 5.18
Clear Plastic Button 5.18
Combination Lingual Hook/Seating Lugs 5.18
Curved-Base Lingual Buttons 5.18
Flat-Base Lingual Buttons 5.18
Lingual Ball Hooks 5.18
Low-Profile Lingual Cleats 5.18
Molar Hooks 5.18
Raised Arm Lingual Cleats 5.18
Lingual Molar Attachments 5.31
Buttons 5.18, 31
Combination Hook/Lug 5.18, 31
Hi-Profile Cleats 5.31
Low-Profile Cleats 5.18, 31
Molar Hooks 5.18, 31
Sheaths 5.31
Lingual Retainer Wire 6.17
Hawley Labial Retainer (single loop) 6.17
Lingual Retainer Kit 6.17
Lingual Sheaths 5.17
Loose Modules, A-1 or A-2 8.8
Low Profile Brackets Victory Series™ 3.2 - 4

M

Malleability, Wire 6.3
Mathieu Needle Holder 11.9
MBT™ Versatile+ Weld Positioning
First Molars 5.23
MBT™ Versatile+ Weld Positioning
Second Molars 5.24

Metal Brackets 3.1

Level Anchorage™ Bracket System 3.49
Mini Uni-Twin™ Brackets 3.6 - 19
Case Kits 3.20, 21
Standard Edgewise Brackets 3.19
Unitek™ Miniature Twin
Metal Brackets 3.42 - 45
V-Slot Metal Brackets 3.46 - 48
Victory Series™ Brackets 3.2 - 5, 22 - 41
Case Kits 3.4, 5, 39, 41
Low Profile Brackets 3.2 - 5
V-Slot Brackets 3.40, 41
Miniature Twin Metal Brackets, Unitek™ 3.42 - 44
Case Kits 3.45

Miniature Twin V-Slot Metal, Unitek™ 3.46 - 48
Case Kits 3.47
Mini-StiK™ Patient Sticks 8.7
Modular Band Kit Organizers 5.19
Molar Band Seater 11.11
Molar Bands, see Bands and Attachments 5.1
Mouth Mirror, No. 5 Front-Surface 11.11
Multi-Cure GI Band Cement, Unitek™ 7.8
Multi-Strand Archwires, Unitek™ 6.15

N

Needle Holder, Deluxe Alastik™, Mathieu 11.9
Neckpads, see Cervical Headgear 10.6
Nitinol Classic Archwire, Unitek™ 6.8
Nitinol Heat-Activated Archwire, Unitek™ 6.6
Nitinol Super-Elastic Archwire, Unitek™ 6.7

O

Open Coil Springs, see Nitinol, Hi-T™ II 8.17, 18
Orders 13.6
Ortholux™ Luminous Curing Light 7.9
Curing Light Eyewear 7.9
Eye Shield 7.9
Light Guide 7.9
Rechargeable Battery 7.9

P

PerioMed™ 0.63% Stannous Fluoride Oral Rinse
Concentrate 9.5
Permachrome Posted Archwire 6.13
Permachrome Resilient Archwire 6.11
Permachrome Standard Archwire 6.12
Pliers, Prestige Series Unitek™ 11.2
Positioning Gauges, Unitek™ 11.5
Posted Archwires 6.13
Preformed Lingual Arches 8.21
Prestige Series Cutters, Unitek™ 11.3
Prestige Series Pliers, Unitek™ 11.2
Prevention 9.1
Clinpro™ 5000 1.1% Sodium Fluoride
Anti-Cavity Toothpaste 9.3
PerioMed™ 0.63% Stannous Fluoride
Oral Rinse Concentrate 9.5
Vanish™ 5% Sodium Fluoride White
Varnish 9.2
Vanish™ XT Extended Contact Varnish 9.4
Preweld Service 5.20
Prices and Terms 13.6
Proportioned Bicuspid Bands, Unitek™ 5.12, 13

Q

Quad Helix, see MIA Mobile Interarch System 8.20

R

RelyX™ Unicem 2 Automix Self-Adhesive Resin
Cement 7.11
Removable Hook Pin 3.46
Replacement Parts, Curing Light 7.9
Retainer Carry Cases,
see Supplies and Equipment 12.4
Retainer Wire 6.17
Rotation Springs 8.19
Rotation Wedge 8.13
RxWeld Service, Custom Services 5.20

S

Self-Ligating Appliances 2.1

Archwires 2.9 - 18
Archwire Accessories 2.18
3M™ Clarity™ Ultra Self-Ligating Brackets,
see Esthetic Orthodontic Solutions 1.4 - 6
SmartClip™ SL3 Self-Ligating Appliance
System 2.2 - 5
Hand Instruments, Self-Ligating Bracket
2.8, 11.6
Tandem Archwire 2.10
Victory Series™ Active Self-Ligating
Brackets 2.6, 7
Screws, Expansion 8.22
Separating Pliers, Universal 11.5
Series 5 Facebows 10.2 - 4
Shipments 13.6
Sickle-Style Cement Remover 11.11
Solder Supplies 6.13
Silver Solder 6.13
Soldering Flux 6.13
Sondhi™ Rapid-Set Indirect Bonding Adhesive 7.10

Supplies and Equipment 12.1

APC™ Adhesive Coated Appliance System
Accessories 12.2
Inventory Dispensing System 12.2
Back-Up Storage Units 7 × 7 12.2
Drop-in Organizer Tray 12.2
Dust Cover Set 12.2
Label Set, APC™ 12.2
Reusable Set-Up Tray 7 × 7 12.2
One Drawer Set 12.2
Two Drawer Set 12.2
Arch Symmetry Aids 12.5
Archform, OrthoForm™ Templates 12.5
Arch-Marking Pencil Kit 12.5
Banding Accessories 12.6
Cement Guard 12.6
Retainer and Aligners Carry Cases 12.4
3M™ Clarity™ Aligners Carry Cases 12.4
Molded Retainer Cases 12.4
Rectangular Retainer Boxes 12.4
Special White Utility Wax 12.6
Typodonts 12.3
Unitek™ Wax-Pak™ Packages 12.6

T

Temporary Anchorage Device (TAD) System 8.4
Tandem Archwire Technique 2.10
Thread, Action Line 8.13
Titanium Archwire, Unitek™ Beta III 6.9
Tooth Preparation 7.4
Torqued Attachments 5.21
Traction Release™ Cervical Headgear 10.6
Modules, Neckpads 10.6
Cervical Headgear Kits 10.6
Traction Release™ High-Pull Headgear 10.7
Headcaps, Release Modules 10.7
High-Pull Headgear Kits 10.7
Transbond™ IDB Pre-Mix Chemical Cure
Adhesive 7.11
Transbond™ LR Light Cure Adhesive 7.7
Transbond™ MIP Moisture Insensitive Primer 7.5
Transbond™ PLUS Color Change Adhesive 7.7
Transbond™ Plus Light Cure Band Adhesive 7.8
Transbond™ Plus Self Etching Primer 7.5
Transbond™ Supreme LV Low Viscosity Light Cure
Adhesive 7.11
Transbond™ XT Light Cure Adhesive 7.6
Transbond™ XT Primer 7.5
Tubing, Action Line 8.13

Index

T, continued

Typodonts **12.3**
 Blank Typodont **12.3**
 3M™ Clarity™ Advanced Ceramic Brackets and Stand **12.3**
 3M™ Clarity™ Aligners and Stand **12.3**
 3M™ Clarity™ Ultra Self-Ligating Bracket Typodont with Stand **12.3**
 Forsus™ Fatigue Resistant Device, EZ2 Module **12.3**
 Incognito™ Appliance System **12.3**
 Mini Uni-Twin™ Brackets **12.3**
 SmartClip™ SL3 Self-Ligating Brackets **12.3**
 Typodont Replacement Hinges **12.3**
 Unitek™ Miniature Twin Brackets **12.3**
 Victory Series™ Brackets MBT™ Appliance System **12.3**
 Victory Series™ Low Profile Brackets **12.3**
 Victory Series™ V-Slot Brackets **12.3**

U

Unitek™
 Bands and Attachments **5.10 - 16**
 Beta III Titanium Wire **6.9**
 Multi-Strand Archwire **6.15**
 Super-Elastic Archwire **6.7**
 Stainless Steel Straight Wire Lengths **6.14**
 Temporary Anchorage Device (TAD) System **8.4**
 Uni-Twin™ Brackets, Mini **3.6 - 21**
 Universal Separating Pliers **11.5**

V

Vanish™ 5% Sodium Fluoride White Varnish **9.2**
 Vanish™ XT Extended Contact Varnish **9.4**
 Victory Series™ Active Self-Ligating Brackets **2.6, 7**
 Victory Series™ Bands
 see Bands and Attachments **5.2**
 Victory Series™ Brackets **3.2 - 4, 22 - 41**
 Alexander Prescription **3.33**
 Case Kits **3.39**
 Andrews Prescription **3.32**
 Bench Prescription **3.37**
 Hilgers Prescription **3.34**
 Level Anchorage™ Prescription **3.38**
 Maxillary **3.23 - 25**
 Mandibular **3.26, 27**
 MBT™ Versatile+ Appliance System **3.28**
 Case Kits **3.39**
 Ricketts Prescription **3.35**
 Roth Prescription **3.31**
 Case Kits **3.39**
 Samson Prescription **3.36**
 Sondhi Prescription **3.29**
 ZeroBase™ Prescription **3.30**
 Victory Series™ Buccal Tubes
 see Buccal Tubes **4.4**
 Victory Series™ Low Profile Brackets **3.2 - 5**
 MBT™ Versatile+ Appliance System **3.4**
 Case Kits **3.4**
 Roth Prescription **3.5**
 Case Kits **3.5**
 Victory Series™ Molar Bonding Bases **4.5**
 Victory Series™ V-Slot Brackets **3.40, 41**
 Case Kits **3.41**

W

Warranty Information **13.6, 7**
 Wax-Pak™ Packages, Unitek™ **12.6**
 Weld Positioning
 MBT™ Versatile+ Appliance System
 First Molars **5.23**
 MBT™ Versatile+ Appliance System
 Second Molars **5.24**
 Standard First Molars **5.25**
 Standard Second Molars **5.26**
 Weld Positioning Comparison
 Upper First Molar **5.27**
 Lower First Molar **5.28**
 Upper Second Molar **5.29**
 Lower Second Molar **5.30**
 Welding Reference and Positioning **5.22 - 30**
 Wire Pliers, see Hand Instruments **11.2, 4, 5**
 Wire, see Archwire Products **6.1**

Catalog Terms and Conditions of Sale

The Terms and Conditions of Sale apply to all products ordered from 3M Unitek Corporation.

Orders

To facilitate filling your order, please be as specific as possible. Orders must specify product number, quantity desired and any descriptive information (e.g. size or color).

Items submitted in connection with Incognito™ Appliance System orders become the property of 3M Unitek and will not be returned.

Prices and Terms

Please consult our current price list or call our toll free number listed below. Policies and terms are subject to change without notice. Terms are net 30 days, except payment for the Incognito Appliance System is due at the time of the order.

Shipments

All shipments are FOB point of origin. Each shipment will be accompanied by an itemized packaging list. An invoice covering each shipment will be forwarded promptly.

Back-Orders

In some instances, products listed in our catalog may be temporarily out of stock. In-stock items will be shipped immediately and any back-ordered items will be delivered as soon as possible. There will be NO additional shipping charges on Domestic back orders, however International shipments will be charged.

Returns

- Returns within 30 days from the date of shipment will be accepted for a full refund
- Returns within 31-90 days from the date of shipment will incur a 20% restocking fee
- Returns over 90 days from the date of shipment will not be accepted

Credit will be issued provided that:

- Product is unused and in resaleable condition; and
- A copy of the invoice of sale or the package slip accompanies the product.

The following products are not returnable:

- Custom products (bands and bases with welded assemblies), including the Incognito™ Appliance System
- Doctor's specials
- Products requiring refrigeration
- Opened chemical products

If the return is due to defective product or 3M Unitek error, full credit will be issued, provided the return is made within the period specified in any applicable 3M Unitek warranty.

To facilitate your return, you must contact Customer Service at the number listed below to obtain an authorization number.

Product Use

Buyer is responsible for evaluating whether a product is appropriate for a particular use or application. The conditions of evaluation, selection, and use of a product can vary widely and affect the use and application of a product. Because many of these conditions are uniquely within the buyer's knowledge and control, it is essential that buyer evaluate whether the product is suitable and appropriate for a particular use or application.

Warranty and Limited Remedy

Except for the products with special warranty provisions noted below, 3M Unitek warrants that all products are free from defects in materials and manufacture. 3M Unitek's sole obligation and the buyer's sole remedy in the event of any claimed defect shall be, at 3M Unitek's option, repair of the product, replacement of the product, or refund of the purchase price. Written notice of claimed defect must be received by 3M Unitek at the address below within reasonable time after discovery not to exceed one year from the date of delivery.

Unitek™ Hand Instruments Special Warranty Information

3M Unitek warrants that this instrument will be free from defects in materials and manufacture for a period of 1 year from the date of purchase.

Failure to follow recommended use, maintenance and sterilization procedures will void all warranty claims. Recommended maintenance includes cutter tip/blade re-sharpening and reconditioning (cleaning, polishing, adjusting screw as necessary) every six months. 3M Unitek's sole obligation and customer's sole remedy in the event of a claimed defect shall be limited to, at 3M Unitek's option, repair, replacement of the product, or refund of the purchase price.

All instruments should be sent to the 3M Unitek Authorized Service Center at the address below for evaluation to determine credit, replacement, or repair. The Authorized Service Center will determine, upon receipt of instrument, if the instrument is to be covered by warranty. Materials and manufacturing are the only items covered by this warranty. Misuse or abuse will void warranty. Buyer will be contacted regarding repair charges for out of warranty instruments.

Unitek™ Prestige Series Hand Instruments Special Warranty Information

3M Unitek warrants that this instrument will be free from defects in materials, manufacture or separation of brazed cutting edges for a period of 1 year from the date of purchase. 3M Unitek further warrants that this instrument will be resistant to corrosion for 5 years from the date of purchase. Failure to follow recommended use, maintenance and sterilization procedures will void all warranty claims. Recommended maintenance includes cutter tip/blade re-sharpening and reconditioning (cleaning, polishing, adjusting screw as necessary) every six months. 3M Unitek's sole obligation and buyer's sole remedy in the event of a claimed defect shall be limited to, at 3M Unitek's option, repair, replacement of merchandise, or refund of the purchase price.

Catalog Terms and Conditions of Sale

All instruments should be sent to the 3M Unitek Authorized Service Center at the address below for evaluation to determine credit, replacement, or repair. The Authorized Service Center will determine, upon receipt of instrument, if the instrument is to be covered by warranty. Materials, manufacture, and corrosion resistance are the only items covered by this warranty. Misuse or abuse will void warranty. Buyer will be contacted regarding repair charges for out of warranty instruments.

3M Unitek – Authorized Service Center

Precision Plier Service
14175 Telephone Avenue, Suite D
Chino, CA 91710-5762
Phone: 1-800-229-9060 USA,
Canada
Worldwide:
Phone: 909-590-2085
Fax: 909-590-8604.

Waiver of Implied Warranties

ALL IMPLIED WARRANTIES,
INCLUDING IMPLIED WARRANTIES
OF MERCHANTABILITY OR FITNESS
FOR ANY PARTICULAR PURPOSE OR
USE ARE DISCLAIMED.

Limitation of Liability

Except where prohibited by law,
3M Unitek will not be liable for any
loss or damages arising from any
product, whether direct, indirect,
special, incidental or consequential,
regardless of the theory asserted,
including warranty, contract,
negligence or strict liability.

Product Changes

Products are continually undergoing
refinement in design and manufacture.
3M Unitek reserves the right to
improve, modify or discontinue
products at any time.

Termination for Default

3M Unitek may terminate an order, in
whole or in part, if buyer is in breach
of a material obligation and does not
cure such breach to the reasonable
satisfaction of 3M Unitek within ten
(10) days of 3M Unitek's written notice
of intent to terminate the order for
buyer's default.

Incognito™ Appliance System Fee for Canceled Case Setups

Orders placed with 3M Unitek for
appliance setups in the Incognito
Appliance System are subject to
a fee of US ≈ \$350 if the order is
canceled. Also, if an ordered setup
has been available in Unitek™
Treatment Management Portal | TMP
for 30 days and remains without
review and response from the
ordering doctor, 3M Unitek, at its
discretion, may treat the order as
canceled and assess the fee. A reorder
and resubmission of case files will be
necessary to begin the process again
if an order is canceled.

Protected Personal Health Information

3M Unitek offers certain custom
products and services, including the
Incognito™ Appliance System,
Unitek™ TMP Digital Models, and
Unitek™ TMP for Incognito™ Systems.
In ordering these products the buyer
may provide 3M Unitek with personal
health information. 3M Unitek will
comply with applicable law with
respect to this information. The
buyer warrants that it has obtained
the necessary consent to send this
information to 3M Unitek and for
3M Unitek to send this information
to its vendors. To safeguard this
information and to comply with
applicable law, 3M Unitek has
implemented healthcare information
policies to protect this information,
provided training to personnel
with access to this information,
implemented building access controls
and tracking, implemented electronic
data access controls, required its
vendors to implement safeguards
and comply with applicable law,
and designed certain products and
software with features such as
encryption to assist the buyer in
protecting personal health information.

Waiver

Any failure or delay by either party
in exercising any right or remedy
provided by or relating to the order or
these Terms and Conditions does not
constitute a waiver and shall not prohibit
a party from exercising such right or
remedy at a later time or from exercising
any other right or remedy available.

Entire Agreement

These terms and conditions of sale
constitute the entire agreement
between the parties with respect to
the product sale except for the price
set by the applicable 3M Unitek price
quotation, 3M Unitek price sheet, or
separate pricing agreement; and by
any additional 3M Unitek terms and
conditions agreed to by the buyer
electronically or in writing.

3M Unitek Corporation
2724 South Peck Road
Monrovia, California 91016

General Information (Switchboard)

U.S. and PR (800) 634-5300
Worldwide (626) 574-4000

Phonemail Messages

U.S. and PR (800) 852-1990
Canada (800) 433-1848

Technical Helpline

U.S. and PR (800) 265-1943
Worldwide (626) 574-4577

Customer Service Phone

U.S. and PR (800) 423-4588
Canada (800) 443-1661
Worldwide (626) 574-4000

North America

Lingual / Digital (800) 401-3001
Europe Lingual +49 (0) 5472 9491-10

Customer Service FAX

U.S. and PR (800) 328-2360
Canada (800) 328-2360
Worldwide (626) 574-4311

Online Ordering

Contact your local 3M Unitek
Representative for more information.

Effective: July 2017

International Operations

3M Australia

Building A, 1 Rivett Road
North Ryde, NSW 2113
TEL 1300 363 484
FAX 1800 500 155
TEL 0800 441 622 New Zealand
FAX 0800 441 620 New Zealand

3M Austria

3M Österreich GmbH
Kranichberggasse 4
1120 Wien
Austria
TEL 43-1-86686-350
FAX 43-1-86686-424

3M Belgium

3M Belgium N.V./S.A.
Hermesiaan 7
1831 Diegem
Belgium
TEL +32 (0) 2-722-5330
FAX +32 (0) 2-722-5336

3M Brazil

3M do Brasil Ltda. 23300
Rodovia Anhanguera, km 110
Sumaré – SP
CEP: 13181-900,
Fale com a 3M: 0800 013233
E-MAIL: falecoma3M@mmm.com

3M China

3M International Trading Co. Ltd.
No. 858 Yinglun Road
Wai Gao Qiao, Pu Dong
Shanghai 200131
People's Republic of China
TEL (86) 216-275-3535
FAX (86) 216-275-2343

3M Denmark

3M Denmark A/S
Hannemanns Allé 53
DK-2300 København S.
Denmark
TEL 45-43-48-01-49
FAX 45-43-96-85-96

3M Finland

Suomen 3M Oy
PI 600, Keilaranta 6
02151 Espoo
Finland
TEL 358-9 525 21
FAX 358-9 5122 944

3M France

Marchés de la Santé
Département Soins Oral Professionnel
Boulevard de l'Oise
95006 Cergy Pontoise Cedex
France
TEL (33) 1-3031-8428
FAX (33) 1-3031-8439

3M Germany

3M Deutschland GmbH
ESPE Platz
82229 Seefeld
Tel.: +49 8191 9474-5000
Fax: +49 8191 9474-5099

3M Greece

3M Hellas Limited
20, Kifissias Avenue
15125 Marousi
Athens, Greece
TEL (30) 210-688-5300
FAX (30) 210-684-3281

3M Gulf

3M Gulf Ltd.
Dubai Internet City
P.O. Box 20191
Dubai, UAE
TEL +971-4-3670777
FAX +971-4-3670699

3M Korea

19th Floor Daehan Investment
Trust Bldg.
27-3 Yoido-Dong
Youngdeungpo-Gu
Seoul
Korea
TEL: (822) 3771-4114
FAX: (822) 3771-4314

3M Hong Kong LTD

5/F Victoria Centre
15 Watson Road
Hong Kong
TEL: (852) 2806-6111
FAX: (852) 2807-1308

3M India Limited

3M ESPE Division, 3M
Concorde Block UB City
24, Vital Mallya Road
Bangalore
India
TEL: 0091-80-22231414
FAX: 0091-80-22231450

3M Ireland

3M Ireland Limited
The Iveagh Building
The Park
Carrickmines, Dublin 18
Ireland

3M Italy

3M Italia S.P.A.
Orthodontic Division
Localita S. Felice
via San Bovio, 3
20090 Segrate (Milano)
Italy
TEL (039) 02-7035-3524
FAX (039) 02-7035-3525

3M Japan Limited

6-7-29 Kita-Shinagawa
Shinagawa-ku
Tokyo
Japan
TEL: (81) 3-6409-3800

3M Mexico SA de CV

Avenida Santa Fe #190
Col Santa Fe
Del Alvaro Obregon
Ciudad de Mexico
Distrito Federal 01201
Mexico
TEL: 0-1800-690-1474
FAX: 52+52700433 or
52+52702224

3M Netherlands

3M Nederland BV
Molengraaffsingel 29
2629 Jd Delft
Postbus 1002, 2600 Ba Delft
Netherlands
TEL 31-71-5-450-704
FAX 31-71-5-450-735

3M Norway

3M Norge A/S
Hvamveien 6
Postboks 100
2013 Skjetten
Norway
TEL 47-815-58-440
FAX 47-63-84-17-88

International Operations

3M Poland

3M Poland SP.Z.O.O.

AL. Katowicka 117
05-830 Kajetany
Nadarzyn
Poland
TEL +48-22-7396083
FAX +48-22-7396004

3M Portugal

Orthodontic Products

Rua Conde de Redondo, 98
1169-009 Lisboa
Portugal
TEL: +351-21-3134645
FAX: +351-21-3134592

3M Spain

3M Espana, S.L.

Juan Ignacio Luca de Tena, 19-25
28027 - Madrid Spain
TEL (34) 91-321-6410
FAX (34) 91-321-6358

3M Sweden

3M Svenska AB

Bollstanäsvägen 3
191 89 Sollentuna
Sweden
TEL (46) 8-92-21-00
FAX (46) 8-754-55-37

3M Switzerland

3M (Schweiz) GMBH

Eggstrasse 93
CH-8803 Rüschlikon
Switzerland
TEL 41-1-724-92-51
FAX 41-1-724-92-38

3M Taiwan Limited

6/F, No. 95
Sec 2, Tun Hwa South Road
Taipei 10628
Taiwan
TEL: 886-2-3701-3334
FAX: 886-2-2706-9572

3M United Kingdom PLC

Building 47 Charnwood Campus
10 Bakewell Road
Loughborough
LE11 5RB
U.K.
TEL +44 (0) 1509 613305
FAX +44 (0) 1509 613172

3M Vietnam Limited

77 Hoang Van Thai
Tan Phu Ward, District 7
Ho Chi Minh City
Vietnam
TEL: (84) 832-3661
FAX: (84) 8-5416-0429

3M Thailand Limited

159 Asoke Montri Road
Klongtoey-Nua, Wattana
Bangkok 10110
Thailand

3M Asia Pacific

3M Technologies (s) Pte. Ltd

1 Yishun Avenue 7
Singapore 768923
TEL (65) 6 450 8783
FAX (65) 6 458 5432

International Representatives

Argentina	Czech Republic	Hungary	Oman	Singapore
Azerbaijan	Dominican Republic	Indonesia	Pakistan	Slovenia
Bahrain	Ecuador	Israel	Panama	South Africa
Bolivia	Egypt	Kuwait	Paraguay	Turkey
Bulgaria	El Salvador	Latvia	Peru	U.A.E.
Caribbean	Estonia	Lebanon	Philippines	Ukraine
Chile	Georgia	Lithuania	Qatar	Uruguay
Colombia	Guatemala	Malaysia	Romania	Venezuela
Costa Rica	Honduras	Morocco	Russia	
Croatia		Nicaragua	Saudi Arabia	

Prescribing Information

Clinpro™ 5000 1.1% Sodium Fluoride Anti-Cavity Toothpaste

HIGHLIGHTS OF PRESCRIBING INFORMATION

These highlights do not include all the information needed to use 3M™ ESPE™ Clinpro™ 5000 Anti-Cavity Toothpaste safely and effectively. See full prescribing information for Clinpro 5000 Anti-Cavity Toothpaste.

3M™ ESPE™ Clinpro™ 5000 1.1% Sodium Fluoride Anti-Cavity Toothpaste for oral use

INDICATIONS AND USAGE

Clinpro 5000 Anti-Cavity Toothpaste is indicated for use as part of a professional program for the prevention and control of dental caries. (1)

DOSAGE AND ADMINISTRATION

Use once daily in place of conventional toothpaste unless instructed otherwise by a physician or dentist. (2)

- Apply a thin ribbon or pea-sized amount of Clinpro 5000 Anti-Cavity Toothpaste using a soft-bristled toothbrush and brush teeth for at least two minutes. (2)
- After brushing adults should expectorate. Children 6 to 16 years of age should expectorate and rinse mouth thoroughly with water. (2)

DOSAGE FORMS AND STRENGTHS

White toothpaste containing 1.1% sodium fluoride (3)

CONTRAINDICATIONS

Do not use in children under 6 years of age unless recommended by a dentist or physician. (4)

WARNINGS AND PRECAUTIONS

- Do not swallow. (5)
- Keep out of reach of children under 6 years of age. (5)
- Repeated ingestion of high levels of fluoride may cause dental fluorosis. (5)

ADVERSE REACTIONS

Allergic reactions and other idiosyncrasies have been rarely reported. (6)

To report SUSPECTED ADVERSE REACTIONS, contact 3M ESPE Dental Products Division at 1-800-634-2249 or www.3MESPE.com, or FDA at 1-800-FDA-1088 or www.fda.gov/medwatch

Revised: 12/15/10

FULL PRESCRIBING INFORMATION: CONTENTS*

- INDICATIONS AND USAGE
- DOSAGE AND ADMINISTRATION
- DOSAGE FORMS AND STRENGTHS
- CONTRAINDICATIONS
- WARNINGS AND PRECAUTIONS
- ADVERSE REACTIONS
- USE IN SPECIFIC POPULATIONS
 - Pregnancy
 - Nursing Mothers
 - Pediatric Use
 - Geriatric Use
- OVERDOSAGE
- DESCRIPTION
- CLINICAL PHARMACOLOGY
- REFERENCES
- HOW SUPPLIED/STORAGE AND HANDLING

*Sections or subsections omitted from the full prescribing information are not listed.

FULL PRESCRIBING INFORMATION

1 INDICATIONS AND USAGE

Clinpro 5000 Anti-Cavity Toothpaste is indicated for use as part of a professional program for the prevention and control of dental caries.

2 DOSAGE AND ADMINISTRATION

- Use once daily in place of conventional toothpaste unless instructed otherwise by a physician or dentist.
- Apply a thin ribbon or pea-sized amount of Clinpro 5000 Anti-Cavity Toothpaste using a soft-bristled toothbrush and brush teeth for at least two minutes.
- After brushing, adults should expectorate. Children 6 to 16 years of age should expectorate and rinse mouth thoroughly with water.
- Follow these instructions or use as directed by a dental professional.

3 DOSAGE FORMS AND STRENGTHS

White toothpaste containing 1.1% sodium fluoride

4 CONTRAINDICATIONS

Do not use in children under 6 years of age unless recommended by a dentist or physician.

5 WARNINGS AND PRECAUTIONS

- DO NOT SWALLOW. If more than a pea-sized amount of Clinpro 5000 Anti-Cavity Toothpaste is swallowed, contact a medical or dental professional or a poison control center.
- Keep out of reach of children under 6 years of age.
- Repeated ingestion of high levels of fluoride may cause dental fluorosis. For this reason, use in children with developing dentition requires special supervision to prevent swallowing. Prescribing dentists and physicians should consider risk of fluorosis when prescribing for use in children less than 6 years of age.

6 ADVERSE REACTIONS

Allergic reactions and other idiosyncrasies have been rarely reported.

8 USE IN SPECIFIC POPULATIONS

8.1 Pregnancy

Fluoride crosses the placenta in women and has been measured in cord blood, amniotic fluid, and serum of newborn children, but without a consistent correlation to maternal serum fluoride levels.^{1,2} There are no data to indicate an increased susceptibility to fluorosis during pregnancy. Developmental studies were conducted by the National Toxicology Program, with sodium fluoride administered in the drinking water to pregnant rats and rabbits. No developmental toxicity was observed, even at doses that caused maternal toxicity. The No Adverse Effect Levels were about 29mg/kg-day and 27mg/kg-day for rabbits and rats, respectively.³ There is no conclusive evidence of fluoride developmental effects in humans.^{1,2} The Institute of Medicine (IOM) established a Fluoride Upper Limit of 10mg/day for pregnant women.² Prescribing physicians and dentists should consider total fluoride exposure (dental care plus food, water and other sources) when prescribing the product for use in pregnant women or women who may become pregnant.

8.3 Nursing Mothers

An extremely small proportion of fluoride in drinking water is transferred to breast milk. The IOM established a Fluoride Upper Limit of 10mg/day for nursing women.² Prescribing physicians and dentists should consider total fluoride exposure (dental care plus food, water and other sources) when prescribing the product for use in women who are nursing.

8.4 Pediatric Use

The primary adverse effects of fluoride are fluorosis of dental enamel and of the skeleton; these effects occur at exposures below those associated with other adverse health effects. The population most at risk for dental fluorosis is children during the period of tooth formation, i.e., from birth to 8 years of age. For this population, the IOM established Fluoride Upper Limits of intake based on the risk of dental fluorosis. In populations with permanent dentition, skeletal fluorosis is the greatest risk from excessive fluoride. For this population the IOM established Fluoride Upper Limits based on the risk of skeletal fluorosis.²

Population	IOM Fluoride Upper Limit
Infants 0-6 months old	0.7mg/day
Infants 7-12 months old	0.9mg/day
Children 1-3 years old	1.3mg/day
Children 4-8 years old	2.2mg/day
Children > 8 years old	10mg/day

Prescribing physicians and dentists should consider total fluoride exposure (dental care plus food, water and other sources) when prescribing product for use in children.

8.5 Geriatric Use

No studies of Clinpro 5000 Anti-Cavity Toothpaste have been conducted to determine whether subjects aged 65 and over respond differently from younger subjects.

10 OVERDOSAGE

Ingestion of large amounts of fluoride may result in abdominal pain, stomach upset, nausea, vomiting, and diarrhea. These symptoms may occur at overdoses of 5mg/kg of body weight. Fluoride doses of 16mg/kg have been fatal.

Treatment Recommendations for Overdose of Clinpro 5000 Anti-Cavity Toothpaste⁴

Ingested fluoride dose	Amount for 10kg (22 pound) child*	Recommended action to take
Less than 5mg/kg	This equals less than ½ ounce (or less than 3 teaspoons).	Do not induce vomiting. Give 1-2 glasses of milk and observe for symptoms of stomach upset. If symptoms persist more than a few hours, seek medical attention or contact a poison control center.
5mg/kg or more	This equals about ½ ounce (about 1 tablespoon) or more.	Do not induce vomiting. Give 1-2 glasses of milk and seek medical attention or contact a poison control center.
15mg/kg	This equals 1 ounce or ¼ of the tube.	Seek immediate medical attention. Do not induce vomiting. Give 1-2 glasses of milk.

*The amount to reach the fluoride dose will be proportionately larger with older children and adults. A thin ribbon or pea-sized amount of Clinpro 5000 Anti-Cavity Toothpaste weighs approximately 0.3g and contains approximately 1.5mg of fluoride ion. A 4oz tube contains 564mg of fluoride ion.

11 DESCRIPTION

Clinpro 5000 1.1% Sodium Fluoride Anti-Cavity Toothpaste is a self-applied fluoride dentifrice for the prevention of dental caries. Each gram contains 5mg of fluoride ion in a neutral pH base, consisting of water, sorbitol, hydrated silica, glycerin, polyethylene-polypropylene glycol, flavor, polyethylene glycol, sodium lauryl sulfate, titanium dioxide, carboxymethyl cellulose, sodium saccharin and tri-calcium phosphate.

12 CLINICAL PHARMACOLOGY

Clinpro 5000 1.1% Sodium Fluoride Anti-Cavity Toothpaste aids in the prevention of tooth decay. Fluoride delivered from Clinpro 5000 inhibits the demineralization of sound teeth and enhances the remineralization (i.e., repair) of demineralized teeth. During tooth brushing, fluoride is taken up by teeth and dental plaque. Fluoride is taken up with calcium and phosphate by demineralized teeth resulting in an improved tooth structure that contains more fluoride and less carbonate than naturally occurring tooth structure and is more resistant to acid challenge. Additionally, calcium fluoride is formed on the crystal structure of teeth. As the pH of the mouth drops, fluoride is released from calcium fluoride and aids in the remineralization of teeth. Fluoride taken up into plaque alters the activity of cariogenic bacteria. Fluoride inhibits the process by which cariogenic bacteria metabolize carbohydrates resulting in less acid and adhesive polysaccharide production by the bacteria.

15 REFERENCES

- National Research Council. Fluoride in drinking water: A scientific review of EPA's standards; National Academies Press 2006.
- IOM. Dietary Reference Intakes: The essential guide to nutrient requirements. National Academies Press 2006.
- Heindel JJ, et al. Developmental toxicity evaluation of sodium fluoride administered to rats and rabbits in drinking water. *Fundam Appl Toxicol* 1996;30(2):162-177.
- Poisindex. Toxicologic Management – Fluoride. Thomson Micromedex.

16 HOW SUPPLIED/STORAGE AND HANDLING

Clinpro 5000 Anti-Cavity Toothpaste is supplied as a white dentifrice paste in a 4oz (113g) plastic tube (NDC 48878-3130-4 Vanilla Mint flavor), (NDC 48878-3130-4 Spearmint flavor) and (NDC 48878-3140-4 Bubble Gum flavor).

Storage

This product is designed to be stored and used at room temperature. Do not freeze or expose to extreme heat. Shelf life at room temperature is 24 months. See outer package for expiration date.

Manufactured for:

3M ESPE
Dental Products
St. Paul, MN 55144
Revision date: 12/15/10

Rx Only

Ordering information on page 9.3



3M Oral Care
2510 Conway Avenue
St. Paul, MN 55144-1000 USA
Phone 1-800-423-4588
Web 3M.com/ortho

3M Canada
Health Care Division
300 Tartan Dr.
London, ON N5V 4M9 Canada
Phone 1-800-443-1661

3M, AlastiK, APC, Clarity, Clinpro, Concise, Forsus, Incognito, Level Anchorage, MBT, OrthoForm, Ortholux, PerioMed, SmartClip, Sondhi, Transbond, Uni-Twin, Unite, Unitek, Vanish, and Victory Series are trademarks of 3M. All other trademarks noted in the catalog are trademarks of their respective holders. Used under license in Canada.
© 3M 2020. All rights reserved.
70-2021-3851-0 2004