



EAGLE® | NX

Restyled. Refined. Reimagined.

CYBEX®



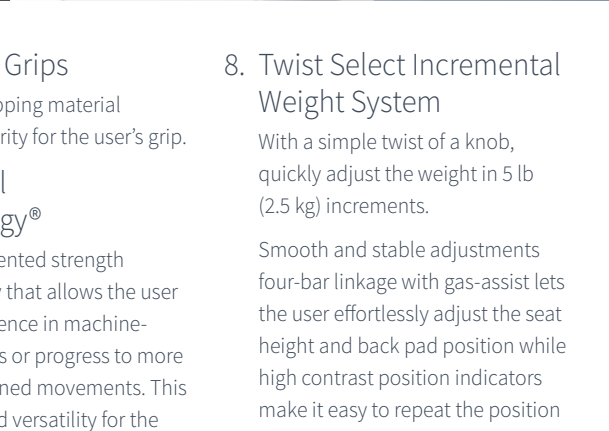
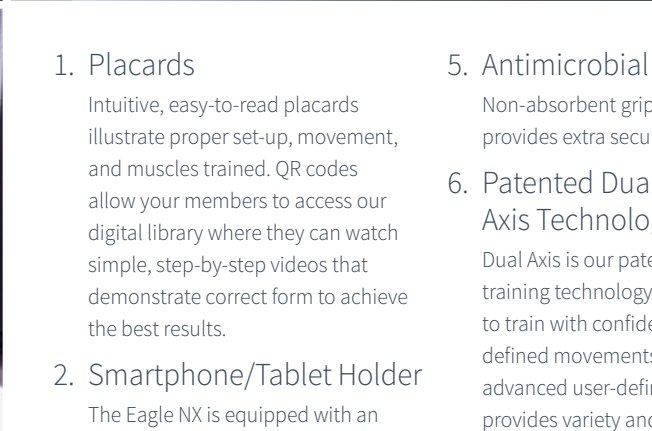
Our Strongest Offering Yet

Strength training has evolved beyond the number of pounds bench-pressed and reps crunched. Today, it's about burning calories, building lean muscle, improving bone density, and managing chronic conditions. The strength training revolution has begun and nowhere is that more evident than with the all new Eagle NX strength line from Cybex.

Eagle has always stood as the benchmark for excellence in strength machines. Now we're redefining what it means to be the best with refined movements, restyled aesthetics, and reimagined user features. It's good news for your clients, and the over 20 million gym members* who depend on strength machines to consistently achieve their health and fitness goals. The Cybex Eagle NX strength line. Our strength is in getting the results that keep your members coming back.

*Source: IHRSA Profiles of Success





1. Placards

Intuitive, easy-to-read placards illustrate proper set-up, movement, and muscles trained. QR codes allow your members to access our digital library where they can watch simple, step-by-step videos that demonstrate correct form to achieve the best results.

2. Smartphone/Tablet Holder

The Eagle NX is equipped with an adjustable clip specially designed to hold any mobile device.

3. Water Bottle/Towel Holder

A convenient water bottle and towel holder is standard on every Eagle NX machine.

4. Ergonomic Double-Stitched Upholstery

With its clean contemporary lines, the Eagle NX seating not only looks great, it also endures the most rigorous of workouts.

5. Antimicrobial Grips

Non-absorbent gripping material provides extra security for the user's grip.

6. Patented Dual Axis Technology®

Dual Axis is our patented strength training technology that allows the user to train with confidence in machine-defined movements or progress to more advanced user-defined movements. This provides variety and versatility for the most complete workout.

Independent arm motion encourages symmetrical strength development and allows for bilateral reciprocal training.

Converging/diverging movements affords a natural movement and allows for a more complete range of motion.

7. Enclosed Weight Stacks

Smooth and quiet in operation, the fully enclosed weight stack looks sleek and shields users from contact with the moving weights.

8. Twist Select Incremental Weight System

With a simple twist of a knob, quickly adjust the weight in 5 lb (2.5 kg) increments.

Smooth and stable adjustments four-bar linkage with gas-assist lets the user effortlessly adjust the seat height and back pad position while high contrast position indicators make it easy to repeat the position with each use.

9. Brightly Colored Adjustment Indicators

All adjustments are highlighted in yellow making them easy to identify.

The Range Limiting Device (RLD) ensures that the resistance profile is always matched to the user regardless of the range of motion selected. This provides safe, effective results and reduces the chance of injury.

The background of the entire page is a close-up photograph of orange leather with black stitching. The leather has a pebbled texture, and the stitching is visible in several places, including along the edges and in a curved pattern. The lighting is warm, highlighting the texture and color of the leather.

The Beauty is in the Details

Aesthetically sophisticated yet highly durable. Built to withstand rigorous movements yet gentle on the joints. Designed for all fitness levels yet focused on individual results. The Eagle NX – created with a keen attention to detail – so you can get the results you need to outperform your competition.

Solid engineering meets bold design – featuring fifteen premium and unique pieces.



Chest Press

- Dual Axis allows the user to train with confidence in machine-defined movements or progress to more advanced user-defined movements.
- The converging path of motion allows the user to train through a more complete range of movement and achieve better results.
- Independent arms provide for balanced strength development and add training variety.
- Gas-assisted seat and back pad can easily be adjusted from the seated position allowing different body types to enjoy a comfortable range of motion.



Overhead Press

- Dual Axis allows the user to train with confidence in machine-defined movements or progress to more advanced user-defined movements.
- Scapular plane grip accommodates those with compromised shoulders.
- Independent arms provide for balanced strength development and add training variety.
- Gas-assisted seat is easily adjusted from the seated position allowing different body types to enjoy a comfortable range of motion.



Pulldown

- Dual Axis allows the user to perform traditional pulldowns, narrow grip pulldowns, and more advanced user-defined movements.
- Independent arms provide for balanced strength development and add training variety.
- Thigh stabilization pad is designed to accommodate different body types and strength levels.



Row

- Unique top pivot, four-bar linkage, and diverging path of motion combine to support natural movement.
- Foot brace promotes torso stabilization consistent with proper lifting technique.
- Adjustable chest pad and gas-assisted seat allow different body types to enjoy a comfortable range of motion.



Arm Extension

- Unique design requires no setup.
- Arm pads encourage stabilization and proper positioning.



Arm Curl

- Articulating arm eliminates the need for adjustment while allowing users to move in a pattern best suited to their body type or motion preference.
- Swiveling-rotating grips allow for exercise variety from dumbbell curl to hammer curl.



Leg Press

- Articulating carriage moves backward and tilts for greater range of motion at the hip and more complete training of the glutes and hamstrings.
- Seat back angle adjusts to five positions emphasizing comfort and greater hip range of motion.
- Designed to replicate a safe, controlled squat.



Leg Extension

- Range Limiting Device allows the user to set the most comfortable starting position and ensures the resistance profile is always matched to the user.
- Innovative floating tibia pad design provides for virtually effortless positioning and provides greater comfort and stability.
- Back pad is one-hand adjustable and angled 100° from the seat to relieve hamstring tension.



Seated Leg Curl

- Range Limiting Device allows the user to set the most comfortable starting position and ensures the resistance profile is always matched to the user.
- Back pad is one-hand adjustable and angled 100° from the seat to relieve hamstring tension.



Hip Abduction/ Adduction

- Dual function space-saving design.
- Adjustable back angle position allows the user to target muscle groups.
- Dual foot positions accommodate a wide range of body types.
- Weight stack serves as privacy shield.



Calf

- Descending path of motion allows the foot to move in a natural manner.
- Seated exercise position directs force through the hip rather than shoulder and minimizes spinal compression.
- Curved footplate trains the mid-foot to accept load for a greater training effect.



Glute

- Adjustable foot bar allows the user to choose amount of knee extension desired for movement and optimal fit for all sizes.
- Adjustable abdominal support pad ensures correct posture and minimizes stress on the back.
- Curvilinear movement encourages full gluteal training without requiring the user to align the hip joint.



Abdominal

- Innovative design isolates abdominal muscles and allows different body types to enjoy a comfortable range of motion.
- Counterbalance mechanism offsets the user's trunk weight for more consistent loading and greater effectiveness.
- Patented pelvic stabilization eliminates hip flexor involvement while rear foot pegs provide for expanded training variation.



Back Extension

- Dual position lumbar pad allows the user to train the hip extension, lumbar extension, or both at the same time.
- Curved lumbar pad encourages optimal range of motion while minimizing the possibility of excessive extension.
- Counterbalance mechanism offsets the user's trunk weight for more consistent loading and greater effectiveness.
- Designed to promote proper and controlled movement into extension.



Torso Rotation

- Dual angled foot pegs and thigh pads stabilize hips and legs, ensure proper torso movement, and maintain spinal alignment.
- 17 starting positions are provided every 10-degrees in each direction for user comfort and exercise goals.
- Top pivot design with a fixed lower body allows the head to lead and trains the torso muscles used in daily activities.





Customize Your Equipment to Build Your Brand

You know it better than anyone: when it comes to member retention, your facility can use any advantage it can get. Along with selecting the best equipment, customization is a great way to stand out from your competition – just ask the hundreds of satisfied gym owners who have already personalized their Eagle NX equipment.

Choose from a wide range of exclusive, premium or standard frame colors and upholstery fabrics. Personalize your equipment with custom graphics and embroidery to complement the overall look and feel of your facility.

**MY
DESIGN
STUDIO**

Upgrade your club with customized Cybex equipment.

Visit mydesign.cybexintl.com



WORLD HEADQUARTERS

10 Trotter Drive
Medway, MA 02053 USA
T + 1.508.533.4300
F + 1.508.533.5500
cybexintl.com

CYBEX INTERNATIONAL, INC.

Queen Adelaide, Ely
Cambridgeshire, CB7 4UB
United Kingdom
T + 44.1353.666.017
F + 44.1353.666.018

© 2016, Cybex is a registered trademark of Cybex International, Inc., a subsidiary of Brunswick Corporation.
ML-24927. Eagle NX Brochure. Specifications subject to change.
Actual color may differ from samples shown.



Experience Eagle NX in a whole new way

Download the Eagle NX app for
access to instructional videos.

