

# AUGUST 2019

ALL STAFF MEETING  
OCTOBER 17  
@STATION 1

**MANDATORY  
STAFF MEETING  
AUGUST 29,  
2019  
@1700**



## AS THE AMBULANCE ROLLS

*GRAND COUNTY EMS*

## 4TH OF JULY PARADE!!!!

Special points of interest:

- Always sign narcotics log with the relieving party or Captain on shift
- Stay Safe and always be a professional with a personal touch!!!

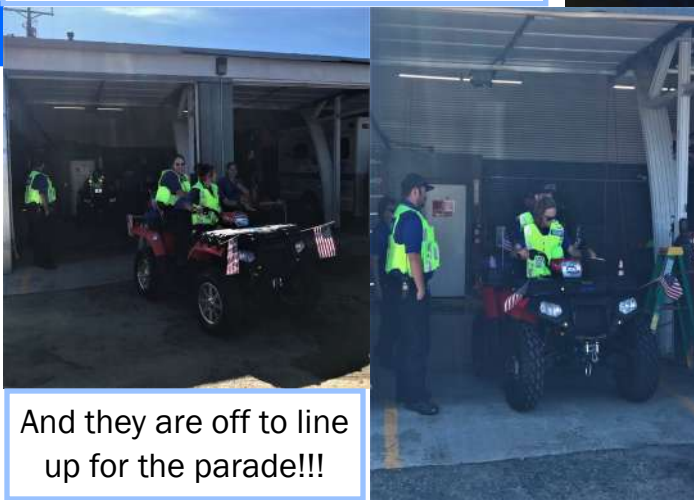


Caitlin Davis and James Matson Working really hard to get the float ready for the 4th of July Parade!!!



### INSIDE THIS ISSUE

Caught in Action	1-9
New Hires	10
Farewell Nadine	10
Medication and	11-12
Equipment Corner	
What's New	13
Message for Audrey	14
Information	16-22
Birthdays	17
Shout outs	20
Medics of the Month	23
Recipes	24
Events Calendar	26



And they are off to line up for the parade!!!



Tammy Russel was all set for day with her very festive tie!!!





AUGUST 2019

WAITING FOR THE PARADE TO START!!!



Sierra Smith and Caitlin Davis sure do love their tootsie pops!



EMS  
WHETHER YOU ARE DOING CPR, EXTRICATING SOMEONE FROM A WRECKED CAR OR HOLDING THE HAND OF A LITTLE OLD LADY...WE DO WHATEVER IS NEEDED WHENEVER ITS NEEDED.



Just a small town fly over!!

Thanks for making GCEMS a respected organization out in our community! If you have any pictures and stories that you would like highlighted in the MONTHLY Newsletter, please email them (high resolution) to Tara at [tgourdin@co.grand.co.us](mailto:tgourdin@co.grand.co.us) Or to Lorren at [isherrill@co.grand.co.us](mailto:isherrill@co.grand.co.us) along with a brief description. The more pictures the better!



Caitlin, James, Eddie, Blake, John, Chad, and Richard did an amazing job putting the float together!!  
Way to go guys!!



Thank you for all that you do !!!!



AUGUST 2019

MORE 4TH OF JULY PARADE FUN!!!!



Nap time!!!! EMT Caitlin Davis must have been having too much fun that she needed a nap to be able to continue on!!!!




Everybody seemed to have a blast waiting for the parade to start and during the parade as well!!!!





AUGUST 2019

T-REX FOR THE WIN!!!!



Captain T-Rex (aka Jeanne Power) was a parade favorite at the 4th of July Parade this year!!!!

Looking Good there Rex!!!!



AUGUST 2019

CELEBRATING WITH OUR PARTNERS





AUGUST 2019

# 4TH OF JULY PARADE LINE UP FUN!!!!!!



Alan Gonano, Travis Wildeboar, and riders were super pumped to be riding in the ESU for the 4th of July Parade!!!



Tammy Russell and Tara Gourdin getting excited about the parade!!!

Big shout out to everyone who participated in the parade this year!!

Tammy Russell & John Batsch for showing off Medic 3!!

Alan Gonano, Travis Wildeboar and family for pulling the float and showing off the ESU!

Sierra Smith, James Matson, Caitlin Davis, and Jeanne Power for taking lead and showing off our off-roading units.

Tara Gourdin and Lorren Sherrill for taking the position as walkers to help get candy out to the kids and interact with the people!

AUGUST 2019

CAUGHT IN THE ACTION



Couple of the new guys decided that they wanted to help me test out the new camera. Thanks guys! I think it works. Ha ha



Blake Shannon, Ryan Gallagher, and Dustin Sanchez (a member of the Mountain Medical Rescue Team), went out to help Grand County Search and Rescue and Grand County Sheriffs Office with a rescue just south of Kremmling for an ATV accident.



HAPPY BIRTHDAY JEANNE!!!!

The field academy crew surprised Captain Jeanne Power with flowers and a cake for her birthday on July 18th!!!!






AUGUST 2019

JULY 18 QUARTERLY MEETING



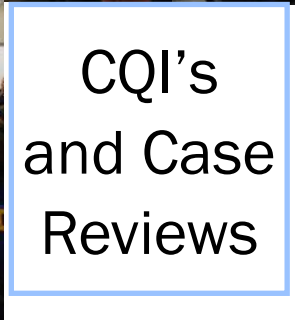
The MMRT Team meeting during the quarterly staff meeting on July 18th.



Andy was caught on his way to the MMRT meeting.



CQI's and Case Reviews



A crew from Med Evac came to the meeting to give us an update on all the changes and things happening on their end of things!





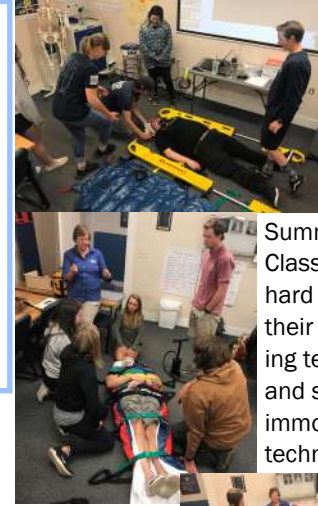
AUGUST 2019

CAUGHT IN THE ACTION



Chadwick Davis and Richard Gamblin making sure that their unit is sparkling clean.

The new hires where learning how to use the vacuum mattress while in their first week of Academy. Intern Eddie Connolly volunteered to be their patient.



Summer EMT Class working hard practicing their bandaging technics and spinal immobilization technics



Shannon McGill and Tara Gourdin getting cozy to walk the fire-works while stationing at the 4th Of July Celebration in Winter Park.



Weston got all wrapped up with his “impaled eye”

HUMAN SERVICES FIRST AID/ CPR CLASS



Paramedic Andy Hayes was caught teaching ladies and gentleman of the Grand County Health & Human Services Department CPR and First Aid!



**AUGUST 2019**

**WELCOME TO THE TEAM!!**



**JESSE SANDERS**  
**PARAMEDIC**  
**STARTED 07/08**



**RYAN BORELL**  
**PARAMEDIC**  
**STARTED 07/08**



**VINCE HOLDITCH**  
**PARAMEDIC**  
**STARTED 07/08**

The staff meeting on July 18, we said farewell to our own EMS momma, Nadine Kentfield. Nadine's last day was July 27th. She is moving on in her career to help the Winter Park/Fraser Police Department as their court clerk. She will be missed by the crews but we all wish her luck in her new adventures. She received a plaque reminder her of her time with Grand County EMS and she will be missed. She also received some other small gifts as a remembrance of her EMS family.

**GOOD LUCK ON YOUR NEW ADVENTURE!!!!!!!**





AUGUST 2019

# MEDICATION & EQUIPMENT CORNER

1. It is getting very difficult to get certain Medications. Current Medications that are difficult to find right now are Atropine, Epinephrine, Sodium Bicarbonate, and Dextrose.

Sodium Bicarbonate is backordered until November of 2019—I have found some stock but the medication will be available in a Vial only—the medication will be the same concentration. Please make sure if you have a vial on your ambulance you have a large syringe to pull the medication up.



This is what your cot should resemble when you make it up for the next call:



2. The following is a picture of a cot strap—this happens when the straps are allowed to drag on the floor then get caught under the wheels. This also becomes a safety hazard getting the straps caught could cause the stretcher to become off balance thus increasing the chance of tipping over.

This is a reminder that ALL straps are to be buckled when the bed is made and please assure the straps are on top of the bed when the bed is in motion.



Can you guess what the cost is for a set of straps for the INX Ferno Cot?

Email Audrey with your guess—the closest one will win a prize!

3. GCEMS is putting new digital thermometers on the Ambulances—I believe most everyone has received the training. If you have not please see Jeanne or I for instruction. The thermometers are the Exergen Temporal Scanner.



Measure only the exposed side  
Brush hair aside if covering TA area

1. With probe flush on center of forehead, depress button, keep depressed.
2. Slowly slide probe midline across forehead to the hair line, not down the side of the face.

Brush hair aside if covering ear

3. Keeping button depressed, lift probe from forehead and touch on the neck just behind the ear lobe.
4. Release button, read, and record temperature.



AUGUST 2019

MEDICATION & EQUIPMENT CORNER CONT.

The Exergen Thermometers sit in the cradle loosely—to secure gently push the thermometer back until it “clicks” into place into the locking groove.



To release the thermometer out of the holder “PULL GENTLY” on the tab with the “Star”—the thermometer will pop out.



- 4. Another new piece of equipment is the Med Tech KED—Please make sure you know how to use this KED.



- 5. I have recently been asked by several people for an “O” ring for their flowmeter. This is a reminder the FlowTech devices DO NOT need an “O” ring. The “O” ring is built into the device. Notice the silver/black ring by the 2-5 pin settings—this is your “O” ring. If you flowmeter is leaking please assure it is on correctly then contact the shift captain for replacement.



Other questions:

What is the 2-5 pin setting for on this flowmeter?

What is the DSS valve used for?

Email Audrey with the answers for a prize.



WHAT'S NEW



iGels are not available to put on some of the Ambulances and Bags. Please put them on all of the Dodge ambulances and in the combination bags for the Dodge Ambulances. We will transition to other ambulances to iGels soon.



GCEMS will be switching to Dextrose 10% as we phase out the D50W—reference the ambulance check sheet on par levels.

Should be 2 on the ambulance and one in the response bag.

**LOOK  
WHAT'S  
NEW!**

PPPAgency Protocol App: There should be an update soon for GCEMS protocol app



Currently Epinephrine 1mg in 10 mL is not available—(Cardiac epi in the box)—Replacement (hopefully temporary) will be Epinephrine 1 mg in 1 mL mixed in 10 mL NS Flush.



GCEMS is in the final phases of the Handtevy system—we should be able to transition all the Pediatric bags to this system in the next 30 days and provide each of you with the App.



AUGUST 2019

## MESSAGES FROM CAPTAIN JENNINGS

Please transmit your LifePak data to your ESO documentation. If you are unable to transmit the data or you choose not to you will be responsible to attach ALL EKG strips to copy paper to facilitate scanning into the patient chart.

The billing division will no longer attach the EKG strips for you.

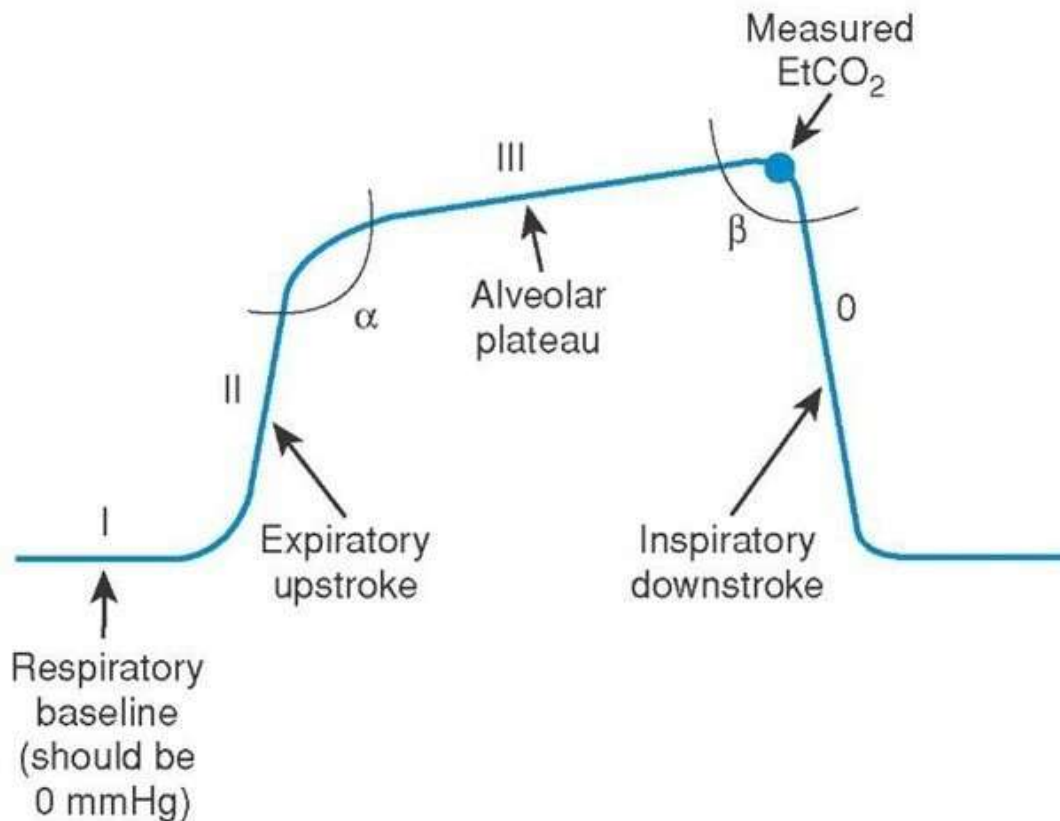
~ Audrey Jennings~

Instructions on how to transmit from Lifepak to ESO will be attached to the newsletter email and will also be printed out with this copy of the newsletter and put in the day room at Station 1.

## **Station Rotation**

**Be on the look out for station rotation on vaairko towards the beginning of the month!!**

Reminder if you put in an advanced airway or you patient has an existing advanced airway you must have a copy of the EtCO<sub>2</sub> wave form for airway confirmation.



**Leave the radios, pagers, and garage door openers at the station. Computers stay with the trucks. Take your personal items with you. Have a great day!**



AUGUST 2019

# GCEMS MEDICAL DIRECTORS



**DR. JOHN NICHOLS**



**DR. DARCY SELENKE**



**AUGUST 2019**

## **INFORMATION**

“If there is a vehicle issue write up a form on Varriko even if you tell me. When you fill out a form it allows all the command staff to know there is an issue and we can get it looked at sooner. Also if another crew tells you about an issue or if you find one that you feel that needs repaired and you haven’t wrote it up, write it up. Some of these issue have been missed and I will find out about them late due to it has been passed to all the crews on that car. I would much rather have multiple reports about an issue then miss one.

We need to do a better job of updating the mileages in Varriko. This is a way that we can be notified about when PM are due. Also if your ambulance PM are due within 500 miles please write up a vehicle repair request; this allows me enough time to get them in and done with hopefully little down time.”

— Captain B. Gourdin



### **Welcome to The Grand Lake Family Practice Clinic**

Hours:

Tuesday-Friday 8am-5pm  
Closed for lunch 1pm-2pm  
970-557-6044

### **UNIFORMS!!**

“At GCEMS we don’t have a monetary uniform allowance. What that means to you is if you notice tears, stains, or damage to your polo’s, t-shirts, jacket, sweater (remember sweaters do have a \$25 cost to you) or pants you can order new uniform items at any time. You are not limited to a monetary amount per year. We want you looking nice and professional so email me with any uniform needs. Also, please make sure your sweater’s and jackets have you name and proper certification patches. I have had a few people lately let me know they are missing either their name or patches. Those are easy to fix so let me know if you need a nametag or patches on any of your items.”

~Melissa~

If you have not received your issued tourniquet please let Lorren or Chief know so we can issue you one. They are now required as part of your uniform for the Stop the Bleed program we are embracing. Thank you, Melissa

With Melissa heading out, I have taken over uniform ordering. The messages above regarding uniforms are the same. Let me know if you guys need anything regarding your uniforms. Thank you Lorren



INFORMATION CONT.

Important Driving INFO

Please slow down, keep your speed in check when not going to an emergency call. Slow down in your personal car.

Total Call Volume is at 1425 with 63% of all calls providing patient transports and 37% of all calls without patient transports

Reminder:

When driving by Bar Lazy J on County Road 3 turn your sirens off!

Everyone has been doing a great job of this and they appreciate it so lets keep up the good work!!



Shannon McGill  
08/07

Jesse Sanders  
08/12

Becca Polyack  
08/17

Garrett Sullivan  
08/26

Delayne Neiberger  
08/28

Darcy Selenke  
08/28

High School EMT Class is about to start for the 16th year!!!

Beginning of your shift reminder:

Rotate your lifepak batteries, stretcher batteries, and Lucus batteries. If you are at a station with more than your duty Medic Unit complete this task on all Medic Units.

OT Opportunity

As the summer EMT class is about ready to be done. Needing Proctors and Patients for NREMT Testing on Saturday August 24 from 7:30 am until done. Lunch is provided!

Stretcher Info

2 Stretchers are waiting for parts that are on backorder!

Please make sure that your daily handoffs are completed in Vairkko at the end of each shift!!

Grand County First Responder Peer Support

We are not counselors, but specifically trained co-workers who can listen, recognize needs, and refer to professional services as needed. A Peer Support Member can also provide critical stress management.

- Rachel Hoyhtya - East Grand Fire: (970) 531-3030  
rhouhtya@gmail.com
- Kristen Rybij - East Grand Fire: (970) 531-0108  
krybij@eastgrandfire.com
- David Miller - Grand County Sheriff Dept: (970) 531-8655  
dmiller@co.grand.co.us
- Bridget Newman - Winter Park Ski Patrol: (970) 531-9064 (970) 726-1490  
bridget\_rules@yahoo.com
- Natalie Newberry - Winter Park Ski Patrol: (970) 531-1881  
natalienewberry@gmail.com
- Jeremy Emal - East Grand Fire: (970) 531-3949  
rickybendeko@gmail.com
- David Kunkle - East Grand Fire: (970) 531-8916  
dksledhead@yahoo.com



AUGUST 2019

INFORMATION CONT.

Summer is in full swing now with call volume increasing. There has been a couple new developments that I wanted to share with everyone.

First Middle Park Kremmling ER entrance is changing for about a year or so. When you are taking or receiving a pt from MPKH the new entrance will be at the South East Corner. You will see a door with ramps and railing. It will be easier for everyone to use the North ramp. If you are in Kremmling cruise over and take a look at the new entrance because in the next week or so the old entrance will be fenced off.

Second is with the new Kenwood radios both handheld and truck radios have been brought to my attention from both Dispatch and other crews that there seems to be a volume issue. I have reached out to Kenwood and found out some interesting information with this particular issue. These particular radios have a noise cancelling feature that helps reduce the background noise when speaking. The issues that I have seen and the experts that if you do not speak directly into the PTT mic, radio mic, or radio it will register your voice as background noise. We need to do better at directing your mouth toward the PTT mic or radio. What that means that if you key the mic and do not speak in its direction you will be low volume; also if you hold the mic too far away you will have the same issues.

I hope everyone is have a great day,

-Brian Gourdin



The reason I do not want you to back in is for safety and to be able to unload and load the Medic Unit without hurting yourself or tearing up the cot. So with that said, please do not back in, rather pull up and parallel park along 5th street.

Use the concrete ramp at the end of the sidewalk toward the grass, go down the sidewalk and up the ramp to the door. The door entrance maybe a little trying. The outer door is a left swing and that is why you should approach from the far end and come up the ramp to allow best access into the facility.



**AUGUST 2019**

**INFORMATION CONT.**

Hey guys,

I am very excited to share–We are getting closer to getting the HandTevy system into play!

Step 1: Start getting familiar with the mobile application—you can also use this application for your adult patients

I have attached the instructions on how to set up the mobile app on your phone. After you down load the mobile application you will need to be connected to internet to download GCEMS documents.

Follow these steps:

1. Create your profile
2. Agency: Grand County EMS
3. Employee ID: use the following format: GCEMS”your radio number” (this should be your assigned radio number) Example: GCEMS17
4. Put in your assigned county email

Add Installation for Grand County EMS

1. User: GRCEMS2153
2. Password: GRCEMS2153

This username and password are for Grand County EMS providers only please do not share with others outside the

During the construction for Middle Park Health Kremmling we will be picking up any flight crew from the Kremmling Airport—please assure you are obtaining the patient information and a CR for the Crew transfer. This is no different than what we are currently doing at Denver Health Winter Park.

Position Openings

EMS Captain is open both internal and external it is up on Indeed Job Announcements

EMS Lieutenant is open NOW Closing Date 2 August 2019. Internal Posting only for any team member of GCEMS only.


Medic two has a new kick plate on the side door. This is because the cost of replacing the door is \$2800 dollars versus the entire repair of the body at \$2500 dollars.

AUGUST 2019

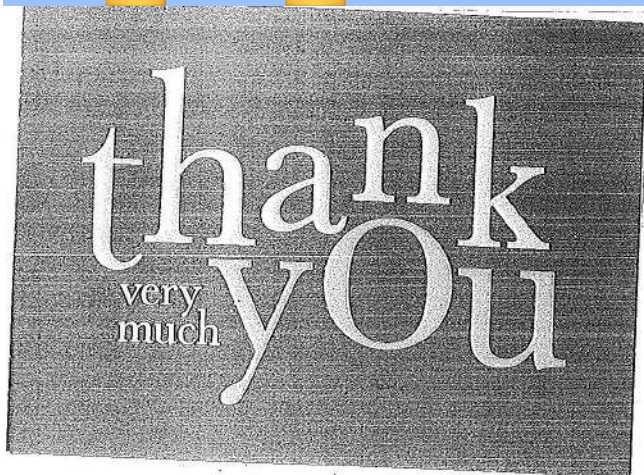
INFORMATION CONT.

**\*NOTE** – If you respond to a call in Grand Lake with Grand Lake Fire and they have the patient on their monitor please switch over to our monitor. If it isn’t feasible to disconnect everything (ie 12 lead in place) simple unplug the cords from their monitor and plug them into ours. We need the data from your patient on our monitor especially if the patient condition requires transmitting to ESO directly. We understand that sometimes this isn’t possible but please use diligence in getting your patient on our equipment.

Thank you – Melissa



SHOUT OUTS



Shout out to everyone!!!!  
Its been busy this summer big THANK YOU and great job to the staff!!! You guys are rocking it this summer!!!

*Thanks to all of you.  
I realize it hasn't  
been an easy spring/  
summer! You are  
appreciated  
Sandy Shumway*



**AUGUST 2019**

**INFORMATION CONT.**

**50th Anniversary Logo Design Ideas Needed!!!!**

Need ideas from the staff for a 50<sup>th</sup> Year logo design.  
Submit your ideas for the 50<sup>th</sup> Anniversary of Grand County Emergency Medical Service.  
Yes it is right around the corner 1970 – 2020, 50 years of  
dedicated service to the community.  
Grand County Emergency Medical Service will be 50 years old on 1 January 2020.

In case you did not know the Thematic Vision for 2019 is to reduce response times across the county for 911 responses. In an area such as Grand County with our population in Chapter 2 of the Trauma Rules calls for a response time of 20 minutes or less. It is our goal to decrease 911 call response times. As of 25 July 2019 the average 911 call response is at 10:11 minutes. 54% are under 10 minutes and this is what we want to improve. The goal for 2019 is to be at 70% of 911 calls under 10 Minutes. The EMS staff can help by being faster on the out of chute time. It is the goal for the out of chute time to be under 1 minute, I think we can improve this and have a positive effect on response times.

In case you did not know the Thematic Vision for 2019 is to reduce response times across the county for 911 responses. In an area such as Grand County with our population in Chapter 2 of the Trauma Rules calls for a response time of 20 minutes or less. It is our goal to decrease 911 call response times. As of 25 July 2019 the average 911 call response is at 10:11 minutes. 54% are under 10 minutes and this is what we want to improve. The goal for 2019 is to be at 70% of 911 calls under 10 Minutes. The EMS staff can help by being faster on the out of chute time. It is the goal for the out of chute time to be under 1 minute, I think we can improve this and have a positive effect on response times.

New Windows will be coming this fall for station 1. Chief bought some nice windows for station 1 to fix more than the broken one, all of the windows facing the parking lot.

The Station 1 heating system is receiving an update. Tal from B&J Plumbing worked on the heating system to flush the lines, put new glycol in the system and replace the individual zone valves in each of the rooms. This should improve the temperature in the rooms for better comfort. Learned a few things in the process. Glycol should be replaced every 10 years, zone valves about the same amount of time, and the air valve ten to fifteen years.

Get involved and be a CPR and First Aid Instructor – Grand County EMS is the leader in this county for CPR and First Aid instruction more than 500 people a year! Help GCEMS to continue this vital community education and be part of the action. It does help you as a EMT or Paramedic to be more comfortable with groups, practice teaching, and receive kudos for what you do as a Paramedic or EMT, people like us and it is fun.

## DOUBLE TRANSPORTS

I want to relay some information regarding double transports. Thank you to all who responded to the survey and gave us feedback. Command staff have talked about the replies and we have agreed that double transports are critical to Grand County EMS in regards to efficiency, time and system status. We considered some options with how doubles are handled and we agree on the below items to consider prior to sending a crew. Please know that not now, nor previously have level 1 transports been considered for a double. Also remember that unfortunately we cannot have any set rules on how these transports are handled as everything is system status dependent. If you have any suggestions or ideas please let us know. Also at any time please let the on duty captain know if you have any concerns or questions regarding your transport. If you do not tell us about your problem or concern, we cannot work to fix it. Thank you, Melissa Lewis

### Double Interfacility Transport Checklist

- Are both patients' stable level 2 transports? No critical or borderline critical patient should be transported as a double. If crews have concern with patient stability they should contact the on duty captain immediately to discuss their concern.
- Are both patients' going to the same facility or to facilities that are reasonably accessible to each other? If possible, avoid sending a double to different facilities that are unreasonably far or difficult to navigate.
- In the event of a double transport going to separate facilities, are resources available to reasonably send 2 single transports? If system status does not allow separate transports, proceed to send as a double.
- Is there availability with status/staffing to send a 2<sup>nd</sup> provider or student to assist?

### Double Interfacility Transports Hand Off

When delivering 2 patients to the same facility the patient(s) being delivered to the ER should take priority. The crew should take in both patients at the same time and the attending provider should do handoff to the receiving ER first. If both patients are going to the ER the crew may separate each with a patient and the attending provider will hand off to receiving staff separately. The non-attending provider can assist with settling the patient in the room and explain handoff will be done after the other patient's care has been transferred. If one patient is going to the ER and the other to the floor the non attending provider can wait with the 2<sup>nd</sup> patient and then the crew will proceed to the floor for 2<sup>nd</sup> patient handoff. If both patients are direct admit then the crew can hand off based on patient acuity and location of room.

When delivering 2 patients to different facilities the patient going to the closest facility should be dropped off first, unless patient acuity takes priority to be delivered to the receiving facility. (i.e. an ALS ER patient going to University would take priority over a BLS patient going direct admit to Childrens). The attending provider should take in the 1<sup>st</sup> patient to the facility themselves while the non-attending provider monitors the 2<sup>nd</sup> patient in the patient compartment. In the event that the attending provider does not feel this is appropriate they can complete a phone handoff with the facility for the 1<sup>st</sup> patient and have the non-attending take the patient inside while the attending stays and monitors the 2<sup>nd</sup> patient. If neither of these situations are appropriate either both patients can be taken into the facility for handoff and monitoring OR the attending can request an RN from the ER assist in monitoring the 2<sup>nd</sup> patient in the patient compartment of the ambulance with the non-attending provider.

At any time the crew may contact the on duty captain for assistance, suggestions or direction.

Thank you, Melissa Lewis



AUGUST 2019

MEDIC OF THE MONTH IS....

Becca Polyack




Becca was nominated for Medic of the month this month. It was said that she always has a really great attitude and is really growing as a medic! It was also mentioned that she had her very first real cardiac arrest save towards the end of July!!! Way to go Becca providing professional care with a personal touch!!!



If you would like to make a nomination for Paramedic and EMT of the Month please give your nominations to Lorren!

Reminder:

If you haven't gotten your individual staff picture taken yet please see Lorren!!!



AUGUST 2019

## RECIPE(S) OF THE MONTH

### Ingredients:

2 cups (~1 small) Red Potato  
3/4 lb. green beans  
1 large head of broccoli  
1 1/2 cups chopped bell peppers  
9 oz Smoked Sausage  
6 tablespoons Olive oil  
1/4 teaspoon red pepper flakes  
1 teaspoon paprika  
1/2 Teaspoon garlic powder  
1 Tablespoon dried oregano  
1 Tablespoon dried Parsley  
1/4 teaspoon Salt  
1/4 teaspoon pepper  
Serve with: Fresh parsley, quinoa/rice, lots of freshly grated parmesan cheese.

### Directions:

1. Preheat oven to 400 degrees F
2. Line a large sheet pan with foil or parchment paper.
3. Prep the veggies: chop the red potatoes (pretty small pieces here so they will be tender in time), trim the green beans and halve, chop the broccoli, chop the peppers into thick squares, and coin the sausage in thick slices.
4. Place all the veggies and sausage on a sheet pan. Pour the olive oil and all the spices on top. Toss to evenly coat all the veggies and meat. (I use this 15x21 inch sheet pan)
5. Bake 15 minutes, remove from the oven and flip/stir all the veggies around. Return to the oven and bake for another 10-15 minutes or until vegetables are crisp tender and sausage is browned.
6. If desired, sprinkle freshly grated Parmesan cheese over the veggies and sausage as soon as they come out of the oven.
7. Enjoy with rice or quinoa and fresh parsley if desired.



Sheet Pan  
Sausage and  
Veggies

### Ingredients:

2 (5oz) cans Bumble Bee Solid White Albacore Tuna, drained  
1 avocado  
2Tbsp Sriracha  
1Tbsp Dijon Mustard  
2-3 Tbsp celery, chopped  
2Tbsp Red onion, chopped  
2 green onions, chopped  
1Tbsp fresh cilantro, chopped  
Salt and pepper to taste  
2 heaping cups leafy green lettuce  
1 cup matchstick carrots  
4(10in) whole wheat tortillas



Spicy  
Tuna  
Avocado  
Wrap

### Directions:

1. In a medium bowl, mash together tuna and avocado until combined. Add in the rest of the ingredients through the salt and pepper, mixing well.
2. To assemble, top each tortilla with a 1/2 cup leafy greens, 1/4 cup matchstick carrots and divide the tuna mixture evenly among the wraps. Tightly roll up the tortilla, slice and Enjoy!



## TRAUMA TIME OUT POLICY

MPH is going to be rolling out the Trauma Time Out policy on April 1st. The goal is to repeat the survey after 4-6 months to see if people perceive that the policy is helpful/useful. You should've gotten an email to fill it out and send it back to Dr. Lupica.

### Trauma Time out pre-policy survey/ EMS

1. Do you feel like your trauma reports are heard (accurately) by physicians and nursing? Yes / No
2. Do you feel that EMS is given adequate time to give a helpful patient report? Yes / No
3. Do you think that a trauma time out (defined as nursing/physicians giving EMS an uninterrupted 2 minutes to give a bedside patient report on arrival) would be helpful for patient care? Yes / No
4. Is the physician usually present when you give report regarding a trauma patient? Yes / No
5. Do you have any other thoughts about a Trauma Time out?

## More Information


### Station 3 Dumpster

Station 3 now has a code for the dumpster instead of a key. The code is 1738, it is also written on the white board.

Thanks,  
Melissa

We do not recycle boxes. Please do not throw empty boxes in cold storage. Empty boxes need to be broken down and placed in the dumpster.

Thank you,  
Melissa



AUGUST 2019

EVENTS AND TRAINING CALENDAR

AUGUST

Sun	Mon	Tue	Wed	Thu	Fri	Sat
				1 9am Weekly CEs 6pm High Note Thursday	2 8am Middle Park Fair & Rodeo 9am Weekly CEs 5pm Granby Visi- tors Center Activi- ties	3 8am Middle Park Fair & Rodeo  3pm High County Stampede Rodeo
4 8am Middle Park Fair & Rodeo	5 8am Middle Park Fair & Rodeo  9am Weekly CEs	6 8am Middle Park Fair & Rodeo  9am Weekly CEs  4pm National Night Out	7 8am Middle Park Fair & Rodeo  9am Weekly CE's	8 8am Middle Park Fair & Rodeo  9am Weekly CEs  6pm High Note Thursday	9 8am Middle Park Fair & Rodeo 9am Middle Park Fair & Rodeo Booth 9am Weekly CEs 5pm Granby Visi- tor Center Activity	10 8am Middle Park Fair & Rodeo 9am MPF&R Booth 9:30am Touch a Truck 3pm High Country Stampede Rodeo
11 8am Middle Park Fair & Rodeo	12 9am Weekly CEs	13 9am Weekly CEs	14 9am Weekly CEs	15 9 am Weekly CEs  6pm High Note Thursday	16 8:30am Pediatric Education  9am Weekly CEs  5pm Granby Visi- tor Center Activi- ties	17 3pm High Country Stampede Rodeo  5pm Demolition Derby  6pm SolShine Music Fest
18	19 9am Weekly CEs	20 9am Weekly CEs	21 9am Weekly CEs	22 9am Weekly CEs  6pm High Note Thursday	23 8am Gore Fest  9am Weekly CEs	24 8am Gore Fest  2pm Winter Park Uncorked
25 8am Gore Fest	26 9am Weekly CEs	27 9am Weekly CEs	28 9am Weekly CEs	29 9am Weekly CEs	30 9am Weekly CEs	31 12pm Country in the Park



AUGUST 2019

EDUCATION INFORMATION



*Incident Response to Terrorist Bombings  
&  
Prevention Of and Response To Suicide Bombing  
Incidents*



**Overview**

The Incident Response to Terrorist Bombings (IRTB) course provides first responders with an understanding of the terrorist threat, recognition and capabilities of explosives and appropriate response protocols to situations involving all types of explosives and/or threats pertaining to the criminal use of explosives.

The Prevention of and Response to Suicide Bombing Incidents (PRSBI) course provides first responders with the skills necessary to recognize and report a potential suicide bombing incident. The PRSBI course is designed to supply participants with basic understanding of the suicide bombing threat, their role in community situational awareness, use of deadly force, and personal protection issues.

**Classroom Topics**

- Threat of terrorism
- Recognition of explosives, improvised explosive devices (IEDs) and components
- Suicide bombing tactics, techniques and procedures.
- Intelligence and community situational awareness
- Legal and personal protection
- Prevention, response and mitigation



Hosted by:

High Country Training Center

Class date:

**September 20th**

IRTB Class 08:30-12:30

PRSBI Class 13:00-17:00

Location:

High Country Training Center

225 Summit County Rd 1003

Frisco, Colorado 80443

(970) 668-4330

To reserve a seat please give us a shout!

For questions, please contact:

Ryan Peters

Cell: 970-209-6131

Email: [Rpeters@rwbfire.org](mailto:Rpeters@rwbfire.org)

AUGUST 2019



*Homemade Explosives:  
Awareness, Recognition, and  
Response*



Homemade Explosives: Awareness, Recognition, and Response (HME) was developed by the New Mexico Institute of Mining and Technology (New Mexico Tech) and provides first responders with the knowledge, skills, and abilities to effectively prevent, interdict, and respond to an imminent threat caused by HME laboratories and producers.

The course will focus on the various components and manufacturing processes of homemade explosives, response considerations when encountering homemade explosives, enhancing community situational awareness, and ensuring appropriate personal protection.

Topics covered include but are not limited to:

- Basic explosive physical/chemical properties and hazards
- Variables that influence explosive effects
- HME precursors
- Indicators of HME/IED manufacturing
- Distinguishing between a HME lab and a clandestine drug lab
- HME scene safety and security
- Case studies of recent HME incidents
- Community awareness and education



Hosted by:

High Country Training Center

Class date:

**September 18<sup>th</sup>, 19<sup>th</sup>, 21<sup>st</sup>**  
AM and PM are the same class repeated  
6 class times available to attend  
HME Class 08:30-12:30  
HME Class 13:00-17:00

Location:

High Country Training Center  
225 Summit County Rd 1003  
Frisco, Colorado 80443  
(970) 668-4330

To reserve a seat please give us a shout!

For questions, please contact:

Ryan Peters  
Cell: 970-209-6131  
Email: [Rpeters@rwbfire.org](mailto:Rpeters@rwbfire.org)





AUGUST 2019

# 2019 COLORADO FREE DAYS



TEAM GAVIN  
720.231.6999

### DENVER ZOO

2300 STEELE ST., DENVER  
720.337.1400  
DENVERZOO.ORG

JAN 10  
JAN 18  
JAN 19  
FEB 3  
FEB 4  
NOV 4  
NOV 8

### DENVER BOTANIC GARDENS AT YORK ST.

1007 YORK ST., DENVER  
720.865.3500  
BOTANICGARDENS.ORG

JAN 21  
FEB 18  
MAR 22  
APR 14  
JUN 4  
JUL 10  
SEP 3  
NOV 11

### CHILDREN'S MUSEUM

2121 CHILDREN'S MUSEUM DR.,  
DENVER | 303.433.7444  
MYCHILDSMUSEUM.ORG

JAN 8      FEB 5  
MAR 5      APR 2  
MAY 7      JUN 4  
JUL 2      AUG 6  
SEP 3      OCT 1  
NOV 5      DEC 3

FREE 4PM-8PM

### DENVER ART MUSEUM

100 W 14TH AVE PKWY.,  
DENVER | 720.865.5000  
DENVERARTMUSEUM.ORG

JAN 5      FEB 2  
MAR 2      APR 6  
MAY 4      JUN 1  
JUL 6      AUG 3  
SEP 7      OCT 5  
NOV 2      DEC 7

### DENVER MUSEUM OF NATURE & SCIENCE

2001 COLORADO BLVD.,  
DENVER | 303.370.6000  
DMNS.ORG

JAN 7      JAN 27  
FEB 11      APR 3\*  
APR 28      JUN 2\*  
JUL 2      AUG 26  
SEP 29      OCT 14  
NOV 17      DEC 8

\*FREE 5PM-10PM

### DENVER BOTANIC GARDENS AT CHATFIELD

1007 YORK ST., DENVER  
720.865.3500  
BOTANICGARDENS.ORG

JAN 8  
FEB 5  
MAR 5  
APR 2  
JUN 4  
JUL 2  
AUG 6  
NOV 5

### FOUR MILE HISTORIC PARK

715 S FOREST ST., DENVER  
720.865.0800  
FOURMILEPARK.ORG

JAN 11      FEB 8  
MAR 8      APR 12  
MAY 10      JUN 14  
JUL 12      AUG 9  
SEP 13      OCT 11  
NOV 8      DEC 13

FREE 12PM - 4PM

### BROOMFIELD VETERANS MEMORIAL MUSEUM

12 GARDEN CENTER,  
BROOMFIELD | 303.460.6801  
BROOMFIELDVETERANS.ORG

FREE THURSDAYS & SATURDAYS

### AURORA HISTORY MUSEUM

15051 E ALAMEDA PKWY.,  
AURORA | 303.739.660  
AURORAGOV.ORG

FREE TUESDAY & SUNDAY

**ALWAYS FREE!**

ARVADA CENTER GALLERIES  
ARVADACENTER.ORG  
GARDEN OF THE GODS VISITOR CENTER  
GARDENOFGODS.COM  
ROCKY MTN. MOTORCYCLE MUSEUM  
THEMOTORCYCLEMUSEUM.COM  
COLORADO SPRINGS PIONEERS MUSEUM  
CSPM.ORG  
US AIR FORCE ACADEMY VISITOR CENTER AND CHAPEL  
USAFA.AF.MIL  
UNITED STATES MINT  
USMINT.GOV

HUDSON GARDENS - GARDEN AREA  
HUDSONGARDENS.ORG  
COLORADO SPORTS HALL OF FAME  
COLORADODSPORTS.ORG  
PETERSON AIR & SPACE MUSEUM  
PETERMUSEUM.ORG  
CU ART MUSEUM  
COLORADO.EDU  
LOOKOUT MOUNTAIN  
JEFFCO.US  
CU MUSEUM OF NATURAL HISTORY  
CUMUSEUM.COLORADO.EDU  
CELESTIAL SEASONINGS TOUR  
CELESTIALSEASONINGS.COM

### CITY OF LONGMONT MUSEUM

400 QUAIL RD., LONGMONT  
303.651.8374  
LONGMONTCOLORADO.GOV

JAN 12      FEB 9      MAR 9  
APR 13      MAY 11      JUN 8  
JUL 13      AUG 10      SEP 14  
OCT 12      NOV 9      DEC 14



AUGUST 2019

# Grand County Community Open House

August 7th  
3-7 pm  
Cost: FREE



CROOKED CREEK RANCH

YL younglife. CAMP

3000 CR 517  
Fraser, CO 80442

**Travel from Fraser:**

Turn onto County Rd 72 at the stoplight in Fraser. After driving under the railroad tracks turn right onto Fraser Parkway/CR 721. Turn left at County Rd 73 (Toward St. Louis Creek). Turn right on County Rd 50-S which turns into County Rd 50 (keep left at “Y”). Follow to the main entrance of Crooked Creek Ranch.



**HOT DOG CARTS • ZIPLINE**  
**SWIMMING POOL • ROPES COURSE**  
**OPEN GYM • PADDLE BOARDS • AND MORE!**



E  
M  
S  
  
W  
E  
E  
K  
  
P  
R  
O  
C  
L  
O  
M  
A  
T  
I  
O  
N

E  
M  
S  
  
W  
E  
E  
K  
  
P  
R  
O  
C  
L  
O  
M  
A  
T  
I  
O  
N

# **P**roclamation

Board of County Commissioners of the County of Grand

WHEREAS, the Board of County Commissioners of the County of Grand acknowledges that the national recognition of Emergency Medical Services was first authorized by President Gerald Ford on November 4, 1974, to celebrate EMS practitioners and the important work they do safeguarding the health, safety and wellbeing of our communities; and

WHEREAS, the date of the annual observance was changed to May in 1992 and has since been recognized by each U.S. President; and

WHEREAS, Grand County Emergency Medical Services is a vital public service; and

WHEREAS, the staff members of Grand County Emergency Medical Services are dedicated to provide lifesaving care to those in need 24 hours a day, seven days a week; and

WHEREAS, access to quality emergency medical services dramatically improves the survival and recovery of those who experience sudden illness or injury; and

WHEREAS, the staff members of Grand County Emergency Medical Services engage in hours of specialized lifesaving training and continuing education to enhance their lifesaving skills; and

WHEREAS, the vigilance of Grand County Emergency Medical Services, EMS, and Paramedics as well as their dedication to provide the highest quality of care to the County of Grand is invaluable and crucial for the prosperity of our communities; and

NOW THEREFORE, be it resolved by the Board of County Commissioners of the County of Grand, State of Colorado that the National Emergency Medical Services week of May 19<sup>th</sup>, 2019 through May 25<sup>th</sup>, 2019 be and is hereby recognized, and the staff members of Grand County Emergency Medical Services are thanked and greatly appreciated for their hard work.

This the 20<sup>th</sup> day of May, 2019.

		
Richard Cimino Commissioner Chair	Merrit Linke Commissioner	Kristen Manguso Commissioner





**OUR FAMILY TAKING CARE OF YOUR FAMILY**

**THANK YOU!!!!**

### **Mission Statement**

It is the mission of Grand County Emergency Medical Services to provide life saving point of care services, emergency pre-hospital care during transport, and emergent & non-emergency medical transportation, with the highest standard of professionalism, the most advanced training, and a deep sense of caring for our patients and their families.

Consistent with a commitment to excellence, Grand County EMS focuses a strong emphasis on quality emergency medical care, treating the professional EMS staff with dignity and respect as well as the citizens we serve.

Grand County Emergency Medical Services continually works to maintain excellence by investing in training and technology that enhances our professional EMS staff ability to provide the highest quality of emergency patient care, increase community awareness, and increase the value of our service.

Grand County Emergency Medical Service is Committed to the Community today and for the changing future.

### **EMS**

“Your job is not to judge. Your job is not to figure out if someone deserves something. Your job is to lift the fallen, to restore the broken, and to heal the hurting”

---