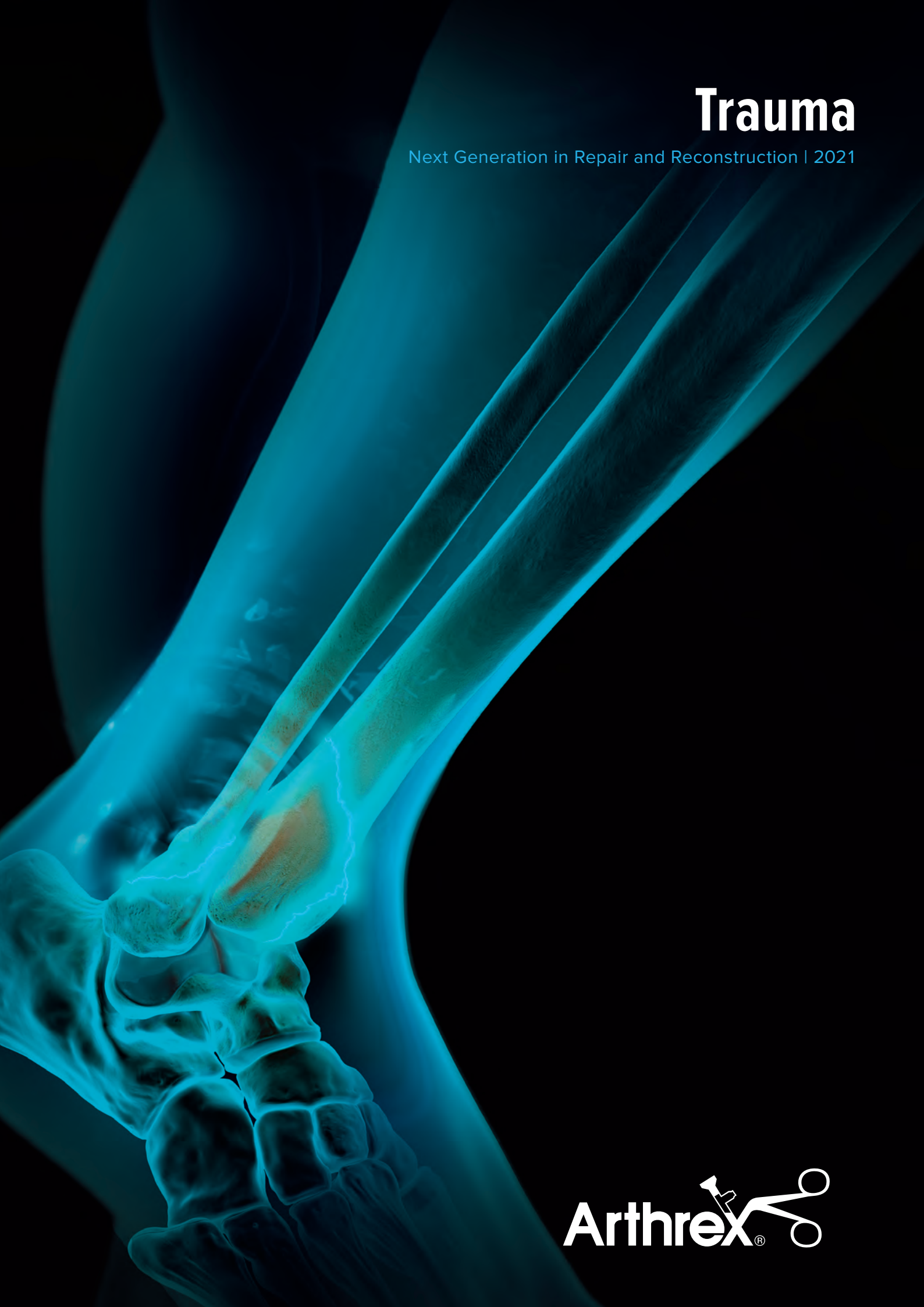


Trauma

Next Generation in Repair and Reconstruction | 2021



Helping Surgeons Treat Their Patients Better™

Since its inception, Arthrex has been committed to one mission: Helping Surgeons Treat Their Patients Better. We are strategically focused on constant product innovation through scientific research, surgeon collaboration and medical education to make less invasive surgical procedures simple, safer, and more reproducible. Each year, we develop more than 1000 new innovative products and procedures to advance minimally invasive orthopedics worldwide.

Arthrex has always remained a privately held company, which allows for the rapid evaluation of new technologies and ideas and the freedom to develop products and techniques that truly make a difference without economic considerations or compromise. Our experienced team of dedicated professionals represents a shared passion and commitment to delivering uncompromising quality to the health care providers who use our products and the millions of patients whose lives we impact.

The medical significance of our contributions serves as our primary benchmark of success and will continue into the future as the legacy of Arthrex.

Table of Contents

Shoulder	05
Hand and Wrist	19
Hip and Femur	29
Knee.....	39
Foot and Ankle	59
Imaging and Resection.....	97
Orthobiologics	119
Soft Tissue	137

Shoulder

Proximal Humeral Plating System.....	06
Humeral Nail System	08
Clavicle Plate and Screw System	10
Low-Profile AC Implant.....	12
Dog Bone™ Button	12
AC TightRope® Implant.....	13
Twin Tail TightRope Implant	13
AC <i>Internal</i> Brace™ Ligament Repair	14
AC Joint Master Set.....	15
FiberTape® Cerclage System	16



The ALPHA plate is a unique anatomical side-specific plate with a proximal contour that allows for sparing of the deltoid insertion and avoidance of dissection/soft-tissue stripping at the subdeltoid space.

- Helps to avoid postoperative adhesions/stiffness and promotes preservation of the vascular supply to the bone.
- Preserves native deltoid insertion for cases that require future conversion to a reverse shoulder prosthesis.
- Secondary distal contour creates an optimal structure for fractures with shaft extension. The ALPHA's proprietary dual-curvature design creates a near 90° opposition from proximal cluster and anterior shaft, providing for superior torsional stability (available in longer plates only).
 - The secondary curvature allows for a more anterior position of the distal plate, avoiding the superior flare of the lateral epicondyle of the humerus for fixation of distal fractures.
- Convergent proximal screw pattern allows for increased spread in the humeral head while creating an intramedullary strut to resist excessive settling or subsidence of the humeral head fragment.
- Shaft suture holes facilitate biceps tenodesis.

The proximal humeral plate is available in a distal-fitting, limited-impingement 130° configuration, or a more proximal fracture-buttressing 95° construct. Five plate lengths are offered, ranging from 3- to 14-hole constructs. The system features 4 mm cancellous locking screws in the proximal cluster and 3.5 mm locking or nonlocking cortical screws for distal fixation in the shaft.

Proximal Humeral Plate Main Tray

Product Description	Item Number
Instruments	
Trocar Tip Guidewire, 2.0 mm × 150 mm	0102-150
Cortical Tap, 3.5 mm, AO Style	0226-100
Calibrated Drill, AO style, 2.5 mm × 95 mm	0237-100
Calibrated Drill, long, 2.5 mm × 130 mm	0250-000
Calibrated Step Drill, AO style, 3.5/2.5 mm × 130 mm	0254-000
Cancellous Tap, 3.5 mm, AO style	0255-200
Screw Sheath	0316-100
Drill Guide, nonlocking/locking, 2.5 mm	0318-100
Drill Guide, 2.5 mm	0324-200
Drill Guide, 2.5 mm	0327-000
Drill Guide, 3.5 mm	0331-000
T15 Driver, AO style	0432-400
Screw Gripper, 3.5 mm/4.0 mm screws	0433-000
Hex Driver, 2.5 mm	0448-000
Solid T15 Screwdriver	0448-300
Hex Driver, 5.0 mm	5001-000
T15 Screwdriver, large Hudson	0452-200
Ratcheting Small Axial Handle, AO quick connect, cannulated	5026-100
Proximal Screw Depth Gauge	0522-100
Hook Tip Depth Gauge, locking/nonlocking	0523-100
Alignment Guide, proximal humeral plate	1250-200
Bolt, T15, alignment guide, proximal humeral plate	1251-200
Proximal Humeral Plate Case Assembly	9912-100

Proximal Humeral Plating System (Cont.)

Proximal Humeral Plate Main Tray (Cont.)

Product Description	Item Number
Implants	
Proximal Humeral Plate, 3-hole	3012-003
Proximal Humeral Plate, 5-hole	3012-005
Proximal Humeral Plate, 8-hole	3012-008
Proximal Humeral Plate, 11-hole	3012-011
Proximal Humeral Plate, 14-hole	3012-014
Cortical Screw, 3.5 mm × 20 mm-32 mm (2 mm increments), 35 mm, 40 mm, 45 mm	8010-200-450
Cortical Locking Screw, 3.5 mm × 20 mm-36 mm (2 mm increments)	8014-200-360
Cortical Bone Screw, 3.5 mm × 20 mm-32 mm (2 mm increments), 35 mm, 40 mm, 45 mm	8110-020-045
Cortical Screw, double lead lock, 3.5 mm × 20 mm-36 mm (2 mm increments)	8114-020-036
Cancellous Locking Screw, fully threaded, 4.0 mm × 22 mm-60 mm (2 mm increments), 65 mm, 70 mm	8124-022-070
Cancellous Locking Screw, partially threaded, 4.0 mm × 22 mm-60 mm (2 mm increments), 65 mm, 70 mm	8128-022-070

Proximal Humeral Plate Expansion Kit

Product Description	Item Number
Instruments	
Alignment Guide Locking Bolt, proximal humeral plate	1251-200
Alignment Guide, 95° PHP	1288-000
Alignment Guide, ALPHA plate, left	1296-000
Alignment Guide, ALPHA plate, right	1297-000
AOS Proximal Humeral Plate Expansion Kit Tray	9941-000
Guide Pin, 1.5 mm	0109-150
Implants	
95° Proximal Humeral Plate, 3-hole	3022-003
95° Proximal Humeral Plate, 5-hole	3022-005
ALPHA Plate, left, 4-hole	3024-004
ALPHA Plate, left, 5-hole	3024-005
ALPHA Plate, left, 7-hole	3024-007
ALPHA Plate, left, 11-hole	3024-011
ALPHA Plate, left, 14-hole	3024-014
ALPHA Plate, left, 16-hole	3024-016
ALPHA Plate, left, 18-hole	3024-018
ALPHA Plate, right, 4-hole	3025-004
ALPHA Plate, right, 5-hole	3025-005
ALPHA Plate, right, 7-hole	3025-007
ALPHA Plate, right, 11-hole	3025-011
ALPHA Plate, right, 14-hole	3025-014
ALPHA Plate, right, 16-hole	3025-016
ALPHA Plate, right, 18-hole	3025-018



The Arthrex Humeral Nail System consists of both short and long intramedullary nails. The 15 cm short nail is best suited for simple two-part fractures of the proximal humerus involving the surgical neck of the humerus and for proximal third humeral fractures without comminution. The long humeral nail is primarily intended for humeral shaft fractures, which are inherently not prone to varus malposition.

- 6° proximal bend facilitates nail insertion with an incision just medial to the rotator cuff insertion
- Threaded proximal holes in every nail eliminate screw back out
- Self-reaming tip allows for less bone disruption at the entry site and decreases OR time (short nail)
- 5 mm of compression is achieved intraoperatively through the jig, allowing for exact and reproducible compression (long nail)

Humeral Nail System

Product Description	Item Number
Instruments	
Straight Awl, cannulated	0218
Entry Reamer, cannulated, 10.5 mm	0221
Flexible Shaft	0222
Reamer Head, 6.0 mm	0223-060
Reamer Head, 6.5 mm	0223-065
Reamer Head, 7.0 mm	0223-070
Reamer Head, 7.5 mm	0223-075
Reamer Head, 8.0 mm	0223-080
Reamer Head, 8.5 mm	0223-085
Reamer Head, 9.0 mm	0223-090
Reamer Head, 9.5 mm	0223-095
Reamer Head, 10.0 mm	0223-100
Drill Guide, green, 2.5 mm	0307
Drill Guide, gold, 3.5 mm	0309
Drill Guide, blue, distal, 3.0 mm	0314
Driver, hex	0407
Driver, hex, flexible, 2.5 mm	0418
T-Handle	0411
Screw Gripper	0413
Screw Driver, hex, 2.5 mm	0416
Screw Driver, hex, 3.5 mm	0417
Guidewire Gripper, 2.0 mm / 3.0 mm	0419
Depth Gauge, hook tip	0513
Depth Gauge, ball tip, proximal	0517
Screw Sheath	0601
Distal Sheath	0602
Drill Guide, 2.9 mm	0604
Screw Trochar	0607
Extractor	0803
Lateralizer	0806
Reduction Tool	0807
Impactor Pad	0808-100
Combination Wrench	0813
Targeting Module	1228-100
Insertion Guide	1230
Locking Bolt	1231
Humeral Nail Case	9903-100



Product Description	Item Number
Nails	
Proximal Humeral Nail, 8 mm × 15 cm	1170-150
Humeral Nail, 7 mm × 20 cm	1171-200
Humeral Nail, 7 mm × 22.5 cm	1171-225
Humeral Nail, 7 mm × 25 cm	1171-250
Humeral Nail, 7 mm × 27.5 cm	1171-275
Humeral Nail, 7 mm × 30 cm	1171-300
Humeral Nail, 8 mm × 20 cm	1172-200
Humeral Nail, 8 mm × 22.5 cm	1172-225
Humeral Nail, 8 mm × 25 cm	1172-250
Humeral Nail, 8 mm × 27.5 cm	1172-275
Humeral Nail, 8 mm × 30 cm	1172-300
Humeral Nail, 9 mm × 20 cm	1173-200
Humeral Nail, 9 mm × 22.5 cm	1173-225
Humeral Nail, 9 mm × 25 cm	1173-250
Humeral Nail, 9 mm × 27.5 cm	1173-275
Humeral Nail, 9 mm × 30 cm	1173-300

Product Description	Item Number
Screws	
Cancellous Screw, 5.0 mm × 25 mm-60 mm (5 mm increments)	8022-025-060
Cortical Screw, 3.5 mm × 17.5 mm-40 mm (2.5 mm increments)	8010-175-400
End Cap, 2 mm	1074-020
End Cap, 5 mm	1074-050
Fracture Reduction Screw	1175-000
Disposables	
Guide Pin, 3.2 mm	0100
Guidewire w/ Trocar Tip, 2.0 mm	0102-500
Guidewire, ball nose, 2.0 mm	0103-800
Drill Bit, calibrated, green, 2.5 mm	0217-100
Drill Bit, calibrated, gold, 3.5 mm	0220-100
Drill Bit, short, 2.9 mm	0224-100
Tap, cortical, 3.5 mm	0226
Drill Bit, calibrated, blue, 3.0 mm	0230

Clavicle Plate and Screw System



Clavicle Plating System (AR-2650S)

Product Description	Item Number
Instruments	
Driver Handle w/ AO, cannulated	AR-13221AOC
Positioning Handle, distal clavicle plate	AR-2659
Plate Bending Pliers	AR-2660
Verbrugge Forceps w/ Pivoting Jaw	AR-2662
Drill, screw guide, distal clavicle plate	AR-2664L
Drill Screw	AR-2664R
Drive Shaft, hexalobe, solid	AR-2665-T10
Drive Shaft, hexalobe, long	AR-2666-T15
Drill/Screw Guide Sleeve, 2.7 mm locking screws, qty.2	AR-2668
Screw Depth Indicator, 2.7 mm	AR-2670
Step Drill For 2.5 mm Fragment Screw, qty. 2	AR-2752
Screwdriver, T8 hexalobe	AR-8916-22
Driver, hexalobe, T15	AR-8941DH
Drill Guide, 2.6 mm / 1.35 mm	AR-8943-03
Bone Reduction Forceps, curved, pointed, qty. 2	AR-8943-07

Product Description	Item Number
Screwdriver, T10 hexalobe	AR-8943-08
Screwdriver, T15 hexalobe	AR-8943-10
Holding Sleeve for 2.7 mm, 3.5 mm and 4.0 mm screws	AR-8943-11
Drill Guide, 3.5 mm/2.5 mm	AR-8943-14
Depth Device, 2.7 mm/3.5 mm /4.0 mm screws	AR-8943-15
Drill Guide, threaded, 2.7 mm, qty. 2	AR-8943-17
Bending Iron Plate, qty. 2	AR-8943-18
Freer Elevator	AR-8943-19
Periosteal Elevator, curved blade, 6 mm	AR-8943-20
Sharp Hook	AR-8943-21
Hohmann Retractor, 15 mm	AR-8943-22
Lobster Claw, qty. 2	AR-8943-23
Drill Guide, threaded, 3.5 mm	AR-8943-26
Locking Bending Guide, 3.5 mm, qty. 2	AR-8954-07
Clavicle Plating System Instrument Case	AR-2650C


Clavicle Plate and Screw System (Cont.)

Product Description	Item Number
Plates – Clavicle Fracture Plates, Central Third, Stainless Steel	
Large Curve, 86 mm, left (a)	AR-2650CL
Large Curve, 86 mm, right (g)	AR-2650CR
Medium Curve, 93 mm, left (b)	AR-2651CL
Medium Curve, 93 mm, right (h)	AR-2651CR
Small Curve, 98 mm, left (c)	AR-2652CL
Small Curve, 98 mm, right (i)	AR-2652CR
Medium Curve, 120 mm, left (d)	AR-2653CL
Medium Curve, 120 mm, right (j)	AR-2653CR
X-small Curve, 87 mm, left (e)	AR-2654CL
X-small Curve, 87 mm, right (k)	AR-2654CR
Small Curve, 76 mm, left (f)	AR-2655CL
Small Curve, 76 mm, right (l)	AR-2655CR
Clavicle Fracture Plate, straight, 7h (m)	AR-2680ST
Plates – Distal Third Plates	
22°, 70 mm, left (n)	AR-2622DL
22°, 70 mm, right (o)	AR-2622DR
Small, 70 mm, left (q)	AR-2656-DL
Small, 70 mm, right (p)	AR-2656-DR
Medium, 100 mm, left (s)	AR-2657-DL
Medium, 100 mm, right (r)	AR-2657-DR
Large, 126 mm, left (t)	AR-2658DL-10
Large, 126 mm, right (u)	AR-2658DR-10
Distal Clavicle Button, qty. 4	AR-2658
Screws, Stainless Steel*	
Fragment Screws, hexalobe, 2.5 mm × 10 mm-24 mm	AR-2665-10H-24H
Low Profile Screws, 2.7 mm × 10 mm – 24 mm	AR-8827-10-24
Low Profile Locking Screws, 2.7 mm × 10 mm-24 mm	AR-8827L-10-24
Low Profile Screws, cancellous, fully threaded, 3.0 mm × 10 mm-24 mm	AR-8830-10-24
Low Profile Screws, cortical, 3.5 mm × 10 mm-30 mm	AR-8835-10-30
Low Profile Screws, locking, 3.5 mm × 8 mm-24 mm	AR-8835L-8-24
Low Profile Screws, cancellous, 4.0 mm × 10 mm-24 mm	AR-8840-10-24
Disposables	
BB-Tak, qty. 4	AR-13226
Guidewire, .062 in, qty. 4	AR-2663
Drill Bit, calibrated, 2.0 mm, qty. 2	AR-8943-16
Drill Bit, calibrated, 2.5 mm, qty. 2	AR-8943-13
Drill Bit, 2.7 mm distal locking screws, qty. 2	AR-2669

*All screws come in 2 mm increments

Literature

Product Description	Item Number
Clavicle Plate and Screw System Surgical Technique	LT1-0255-EN
Inventory Control Form: Clavicle Plate System (AR-2650S)	LF1-0255-EN



Low-Profile AC Implant



The Low-Profile AC implant and Dog Bone™ button combine to form a strong, low-profile device optimized for the stabilization of acute AC joint separations. This dual construct features two independent tensionable TightRope® sutures preassembled into a clavicle insert and a Dog Bone button that attaches separately to the suture loops after they are passed antegrade through the 3 mm bone tunnels.

Low-Profile AC Implant Kit

Product Description	Item Number
Low-Profile AC Implant Kit	AR-2371
Includes knotless AC implant, Dog Bone button, 3 mm drill, SutureLasso™ SD wire loop, and 5.1 mm cannulated reamer	
Low-Profile AC Implant	AR-2370
5.1 mm Cannulated Reamer w/ Stop	AR-2374

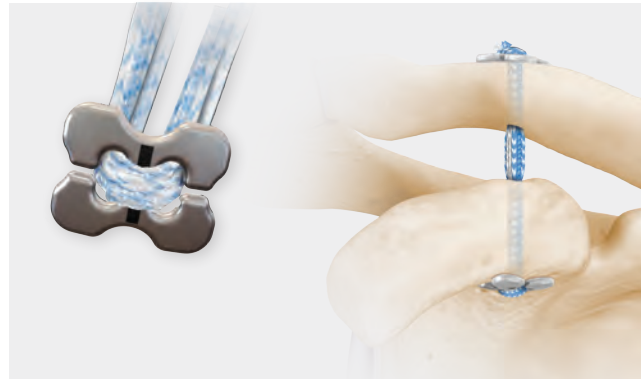
Required Instruments and Disposables

Product Description	Item Number
Acromioclavicular Joint Master Set	AR-2255MS
SutureLasso SD Wire Loop, 5/box	AR-4068-05SD
Cannulated Drill for AC Repair, 3 mm	AR-2257D-30

Literature

Product Description	Item Number
Low-Profile AC Repair System	LT1-00059-EN

Dog Bone™ Button



The precontoured, titanium Dog Bone button allows the use of Knotless TightRope technology or multiple FiberTape® sutures for AC joint reduction. The buttons are attached to the Low-Profile AC TightRope implant or FiberTape sutures independently; only suture material will be passed through the clavicle and coracoid tunnels, allowing the repair to be completed through smaller tunnels.

Acute AC Repair Kit

Product Description	Item Number
Acute AC Repair Kit	AR-2271
Includes Dog Bone button preloaded onto FiberTape and TigerTape™ Loops, free Dog Bone button, 3 mm cannulated drill, and nitinol suture-passing wire	
Dog Bone Button	AR-2270
FiberTape Loop	AR-7275
TigerTape Loop	AR-7275T

Required Instruments and Disposables

Product Description	Item Number
Acromioclavicular Joint Master Set	AR-2255MS
SutureLasso SD Wire Loop, 5/box	AR-4068-05SD
Cannulated Drill for AC Repair, 3 mm	AR-2257D-30
Cannulated Drill for AC Repair, 2.4 mm	AR-2257D-24

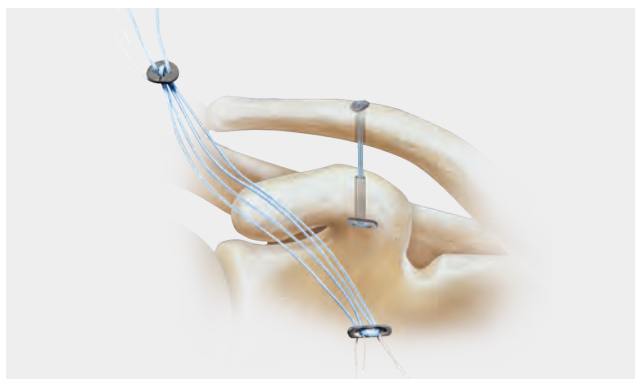
Optional

Product Description	Item Number
Clavicle Button	AR-2257-01
Coracoid Button	AR-2257-02
Clavicle Washer	AR-2258-03

Literature

Product Description	Item Number
AC Repair - Dog Bone Button Surgical Technique	LT1-0531-EN

AC TightRope® Implant



This implant allows surgeons to easily reconstruct acute AC joint separations in a minimally invasive manner, either open or arthroscopic, using a 4-strand continuous loop of #5 FiberWire® suture interlaced between 2 titanium buttons.

AC TightRope Repair Kit

Product Description	Item Number
AC TightRope Repair Kit	AR-2257
Includes AC TightRope implant, suture-passing wire, and knot pusher	

Required Instruments

Product Description	Item Number
AC Joint Reconstruction Master Set	AR-2255MS

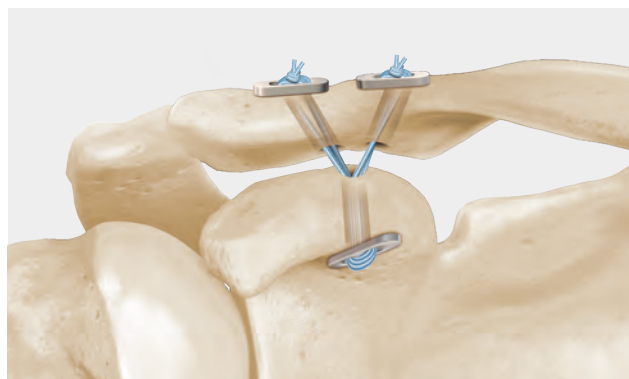
Required Disposable

Product Description	Item Number
2.4 mm Drill Tip Guide Pin	AR-1250L

Optional Disposables

Product Description	Item Number
SutureLasso™ SD Wire Loop, 5/box	AR-4068-05SD
Button Insertor	AR-2262

Twin Tail TightRope Implant



This implant features two independent clavicle button tails and is designed to help reduce and stabilize the AC joint for open, acute AC injuries.

Product Description	Item Number
Twin Tail TightRope Implant	AR-2264

Required Instruments

Product Description	Item Number
Drill Tip Guide Pin, 2.4 mm	AR-1250L
Cannulated Drill, 4.5 mm	AR-1204.5L
Cannulated Long Drill, 4 mm	AR-1204LX
Button Insertor	AR-2262
SutureLasso SD Suture Passer, crescent or	AR-4068C
Micro SutureLasso Suture Passer, minor bend	AR-8701

Optional Instruments


Product Description	Item Number
Guide Pin Sleeve	AR-2255CG-02

AC *InternalBrace*™ Ligament Repair

The *InternalBrace* procedure combined with CC ligament fixation may help limit posterior displacement of the clavicle. A 5 mm offset guide can help drill the acromion and clavicle anteriorly. The guide accepts both the existing 3.5 mm SwiveLock® drill and the 4.75 mm SwiveLock drill.

Product Description	Item Number
5 mm Offset Guide for AC <i>InternalBrace</i> Procedure	AR-2276-05
Twist Drill for 4.75 mm SwiveLock Anchor	AR-2276D
Drill for 3.5 mm SwiveLock Anchor, sterile	AR-2325D-ST
BioComposite SwiveLock C Anchor, 4.75 mm × 19.1 mm	AR-2324BCC
BioComposite SwiveLock Anchor, 3.5 mm × 15.8 mm	AR-2325BCC
FiberTape Suture, 2 mm, 7 in (blue), each end tapered to #2 FiberWire® suture	AR-7237-7

AC Joint Master Set



The Acromioclavicular Joint Reconstruction System contains the instrumentation necessary to complete the acute and chronic AC joint repair techniques.


AC Joint Reconstruction System (AR-2255MS)

Product Description	Item Number
Cannulated Drill, 4 mm	AR-1204L
Cannulated Drill, 4.5 mm	AR-1204.5L
Cannulated Headed Reamer, 5 mm	AR-1405
Cannulated Headed Reamer, 5.5 mm	AR-1405.5
Cannulated Headed Reamer, 6 mm	AR-1406
Cannulated Headed Reamer, 6.5 mm	AR-1406.5
ACL Guide Frame Handle Assembly	AR-1510H
AC Guide, left	AR-2254L
AC Guide, right	AR-2254R
Fixed Guide	AR-2255CG-01
Guide Pin Sleeve, 2.4 mm	AR-2255CG-02
Clavicle Drill Positioner	AR-2255CG-03
Drill Stop	AR-2255CG-04
Drill Sleeve, 3 mm	AR-2255CG-05
AC Tenodesis Screw Driver	AR-2255D
Coracoid Graft Passer, left	AR-2256L
Coracoid Graft Passer, right	AR-2256R
AC GraftRope Graft Sizer	AR-2265
Forked Probe	AR-6002
AC Joint Instrumentation Case	AR-2255MC

Optional

Product Description	Item Number
Guide Arm, left	AR-2253L
Guide Arm, right	AR-2253R
AC Drill Guide Assembly	AR-2273

FiberTape® Cerclage System



The FiberTape cerclage system consists of specially designed FiberTape sutures, a passing needle, passing hooks, and a tensioner. The system is designed to replace standard cable and wire systems commonly used in upper and lower extremity trauma, arthroplasty, and sternal closure indications.

- 100% radiolucent – no radiographic interference from cerclage
- No concerns of metal mismatch with adjacent implants
- No sharp ends or broken wires to potentially harm the patient or medical staff
- No metal debris migration or concerns of metallosis

Product Description	Item Number
FiberTape Cerclage (blue) With TigerLink™ Suture Shuttle and Loader	AR-7268
TigerTape Cerclage (white/black) With FiberLink™ Suture Shuttle and Loader	AR-7268T

FiberTape Cerclage Tensioner Set Includes (AR-7830S)

Product Description	Item Number
Tensioner, reusable (a)	AR-7800
Tensioner Ratcheting Handle	AR-7801
Cerclage Straight Passing Hook, medium	AR-7831
Cerclage Straight Passing Hook, large	AR-7832
Cerclage Trochanteric Passing Hook, large	AR-7833
Cerclage Left Offset Passing Hook	AR-7834L
Cerclage Right Offset Passing Hook	AR-7834R
Cerclage Curved Passing Hook	AR-7835
Cerclage Blunt Passing Hook, medium	AR-7836
Cerclage Blunt Passing Hook, large,	AR-7837
Non-ratcheting Handle	AR-2003NR
FiberTape Cerclage Instrument Case	AR-7830C

Optional

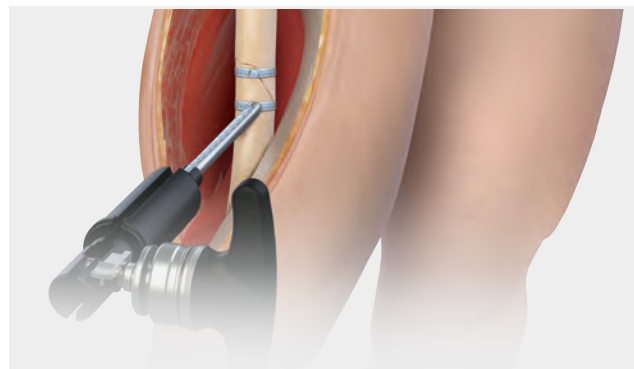
Product Description	Item Number
FiberWire® Scissor	AR-11796

Disposables

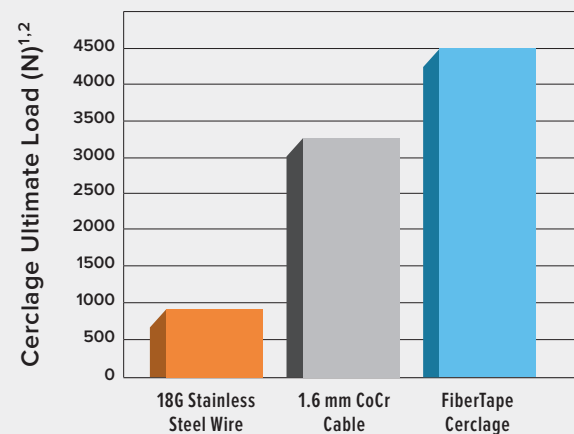
Product Description	Item Number
Passing Needle, medium	AR-7816
FiberTape Cerclage Disposable Tensioner	AR-7820
FiberTape Cerclage Straight Passer, medium, disposable	AR-7821
FiberTape Cerclage Straight Passer, large, disposable	AR-7822
FiberTape Cerclage Trochanteric Passer, disposable	AR-7823
FiberTape Cerclage Offset Passer, left, disposable	AR-7824L
FiberTape Cerclage Offset Passer, right, disposable,	AR-7824R
FiberTape Cerclage Straight Passer, small, disposable	AR-7825

Literature

Product Description	Item Number
FiberTape Cerclage System Surgical Technique	LT1-00163-en-US
FiberTape Cerclage System Surgical Technique	LT1-00130-EN




Trusted biomechanical performance and strong fixation



References

1. Arthrex, Inc. Data on file (APT 3197). Naples, FL; 2017.
2. Arthrex, Inc. Data on File (APT 04426). Naples, FL; 2019.

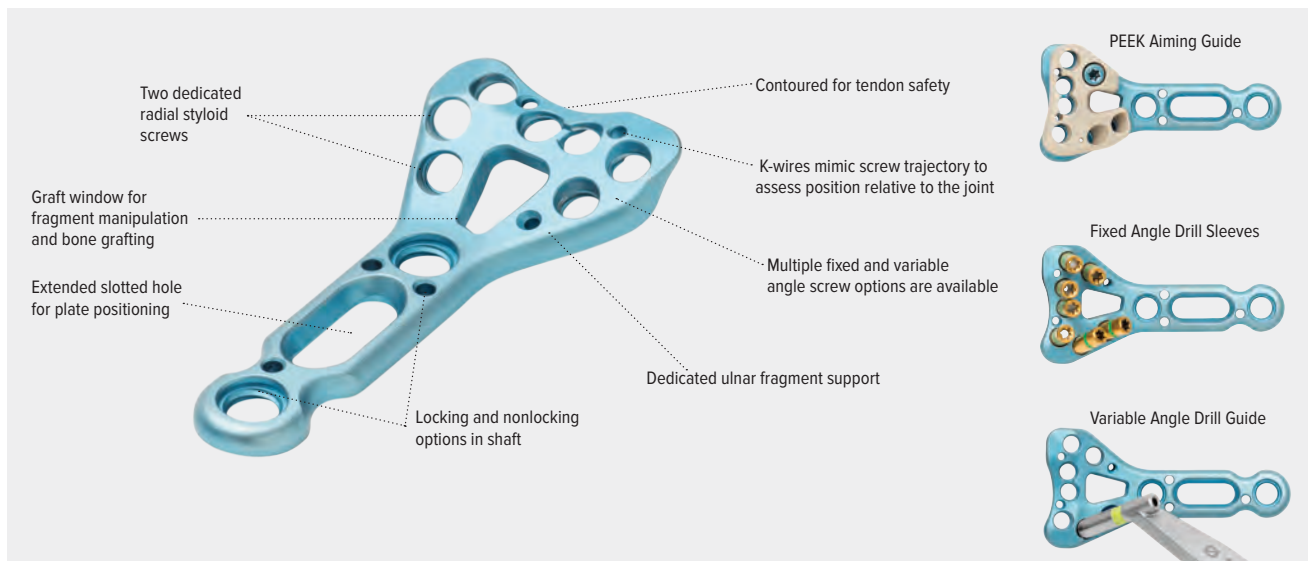
Low-profile tapes lay flat under or above plating



Hand and Wrist

Wrist Plating System	20
Fragment-Specific Plating	22
Mini Comprehensive Fixation System (CFS) – Hand and Foot	23
Mini Comprehensive Fixation System (1.4 mm and 1.6 mm)	24
Mini Comprehensive Fixation System (2.0 mm)	25
Mini Comprehensive Fixation System (2.4 mm)	26
Small External Fixation System	27

Wrist Plating System



The Wrist Plating System provides a comprehensive solution for distal radius fracture management. Narrow, standard, and wide plates are available in multiple shaft lengths. A variety of screw fixation options, aiming guides, and instrumentation allows for customizing according to the surgeon's needs and the complexity of the fracture.

Wrist Plating System (AR-8916S)

Product Description	Item Number
Wrist Plating System Case	AR-8916C
Aiming Guides	
Aiming Guide, narrow, right	AR-8916-03
Aiming Guide, narrow, left	AR-8916-04
Aiming Guide, standard, right	AR-8916-01
Aiming Guide, standard, left	AR-8916-02
Aiming Guide, wide, right	AR-8916-20
Aiming Guide, wide, left	AR-8916-15
Instrumentation for 2.4 mm VAL and Cortical Screws	
Drill Bit, graduated, 1.7 mm	AR-8916-14
Drill Guide, VAL, 2.4 mm	AR-8916-21
Drill Guide (Aiming Guide), 2.4 mm	AR-8916-09
Drill Guide, threaded, locking, 2.4 mm × 40 mm	AR-8950-04
Drill Sleeve, 1.7 mm	AR-8916-18
Depth Probe (Drill Guide), 2.4 mm	AR-8916-08
Depth Guide, 2.4 mm screws	AR-13120G-02
Drive Shaft, T8 hexalobe, self-retaining, QC	AR-8916-27
Screwdriver, T8 hexalobe, solid	AR-8916-22

Product Description	Item Number
Instrumentation for 3.5 mm Locking and Cortical Screws	
Drill Guide, threaded, 3.5 mm × 30 mm	AR-8916-07
Drill Sleeve, 2.5 mm	AR-8963-06
Drill Bit, graduated, 2.5 mm	AR-8916-06
Plate Elevator, threaded, 3.5 mm × 30°	AR-8916-12
Depth Guide, 3.5 mm screws	AR-8943-15
Drive Shaft, T15 hexalobe, solid, QC	AR-8941DH
Screwdriver, T15 hexalobe	AR-8943-10


Wrist Plating System (Cont.)

Product Description	Item Number
Instrumentation	
Plate Bending Iron	AR-8916-10
Torque-Limiting Screwdriver for 2.4 mm Locking Screws	AR-8916TL-011
Ratcheting Handle, QC, cannulated	AR-8950RH
Screw Holding Sleeve, 2 mm/2.4 mm	AR-8920H
Screw Holding Sleeve, 2.7 mm, 3.5 mm, and 4 mm	AR-8943-11
Freer Elevator	AR-8943-19
Sharp Hook	AR-8943-21
Hohmann Retractor, 8 mm	AR-13120
Hohmann Retractor, 15 mm	AR-8943-22
Screw Holding Forceps, self-retaining	AR-8941F
Drill Guide, 2.5 mm/1.7 mm	AR-8916-23
Bone Reduction Forceps w/ teeth	AR-4160FT
Periosteal Elevator, 6 mm, curved blade	AR-8943-20
Lobster Claw	AR-8943-23
Plates	
Volar Distal Radius Plate, narrow, right, 3H	AR-8916VNR-03
Volar Distal Radius Plate, narrow, left, 3H	AR-8916VNL-03
Volar Distal Radius Plate, narrow, right, 5H	AR-8916VNR-05
Volar Distal Radius Plate, narrow, left, 5H	AR-8916VNL-05
Volar Distal Radius Plate, narrow, right, 7H	AR-8916VNR-07
Volar Distal Radius Plate, narrow, left, 7H	AR-8916VNL-07

Product Description	Item Number
Sterile Plates	
Volar Distal Radius Plate, standard, right, 3H	AR-8916VSR-03S
Volar Distal Radius Plate, standard, left, 3H	AR-8916VSL-03S
Volar Distal Radius Plate, standard, right, 5H	AR-8916VSR-05S
Volar Distal Radius Plate, standard, left, 5H	AR-8916VSL-05S
Volar Distal Radius Plate, standard, right, 7H	AR-8916VSR-07S
Volar Distal Radius Plate, standard, left, 7H	AR-8916VSL-07S
Volar Distal Radius Plate, wide, right, 3H	AR-8916VWR-03S
Volar Distal Radius Plate, wide, left, 3H	AR-8916VWL-03S
Volar Distal Radius Plate, wide, right, 5H	AR-8916VWR-05S
Volar Distal Radius Plate, wide, left, 5H	AR-8916VWL-05S
Volar Distal Radius Plate, wide, right, 7H	AR-8916VWR-07S
Volar Distal Radius Plate, wide, left, 7H	AR-8916VWL-07S
2.4 mm Screws	
VAL Screw, titanium, locking, 2.4 mm × 8 mm-34 mm	AR-8724V-08 – 34
VAL Near Cortex Screw, titanium, locking, 2.4 mm × 8 mm-34 mm	AR-8916VNC-08 – 34
Cortex Screw, titanium, 2.4 mm × 8 mm-34 mm (2 mm increments)	AR-8916CX24-08 – 34
3.5 mm Screws	
Locking Screw, titanium, 3.5 mm × 10 mm-20 mm	AR-8735L-10 – 20
Cortical LPS Screw, titanium, 3.5 mm × 10 mm-14 mm	AR-8735-10 – 14
Cortical LPS Screw, titanium, 3.5 mm × 16 mm-20 mm	AR-8735-16 – 20



Fragment-Specific Plating



The Fragment-Specific System caddy offers plates that are tailored to the specific fracture encountered. The plates address all 3 columns; a spanning plate is also included for highly comminuted distal radius fractures.

The dorsal L-plates can be used in conjunction with the radial styloid plate to address the radial and intermediate columns independently.

The volar hook plate can be used for volar rim fractures that are too distal to be captured by the volar distal radius plate.

Fragment-Specific System (AR-8916FS)

Product Description	Item Number
Titanium Fragment-Specific System Base and Lid	AR-8916C-21
Instrumentation	
Drill Guide, parallel, volar hook plate, 1.7 mm	AR-8916-26
Pliers, needlenose, qty. 2	AR-8916-24
Plates (to be used in conjunction with AR-8916S)	
2.4 mm 2H L-Plate, Ti, right, 5H (e)	AR-8952ML-05R
2.4 mm 2H L-Plate, Ti, left, 5H	AR-8952ML-05L
Wrist Spanning Plate, Ti (a)	AR-8916SPN
2.4 mm Radial Styloid Plate, 5H (d)	AR-8916RSTY-05
Volar Hook Plate, 4H (b)	AR-8916VH-04
Volar Hook Plate, 6H	AR-8916VH-06
Dorsal Distal Radius Plate, standard, right, 4H (c)	AR-8916DSR-04
Dorsal Distal Radius Plate, standard, left, 4H	AR-8916DSL-04
Dorsal Distal Radius Plate, narrow, right, 4H	AR-8916DNR-04
Dorsal Distal Radius Plate, narrow, left, 4H	AR-8916DNL-04
Ulnar Styloid Plate (f)	AR-8956-01
Disposables	
Guidewire w/ Trocar Tip, 1.35 mm	AR-8943-01
BB-Tak Pin, 1.6 mm, qty. 2	AR-13226

Literature

Product Description	Item Number
Titanium Volar Distal Radius Plating System Surgical Technique	LT1-0416-EN
Comprehensive Fragment Specific Wrist Plating Solutions Surgical Technique	LT1-00080-EN
Wrist Plating System Brochure	LB1-0416-EN

Optional Instrumentation for the Wrist Plating System (AR-8916S)

Product Description	Item Number
Instrumentation	
Plate Distractor	AR-8916-19
Locking Post	AR-8916-13
3.5 mm Cortex Screw Post	AR-8916DCS-18
Distractor Caddy	AR-8916C-25

Mini Comprehensive Fixation System (CFS) – Hand and Foot



The Mini Comprehensive Fixation System consists of titanium, variable-angle locking, low-profile plates and screws designed for osteotomies, fusions, and fractures of small bones.

- 1.0 mm, 1.4 mm and 1.6 mm (hand and wrist)
- 2.0 mm and 2.4 mm (hand, wrist, foot and ankle)

Features and Benefits:

- 56 Plating options
- Universal straight, T-, Wide T-, V-, and Y-plates
- Reinforced straight and T-plates
- Unique bridge, cage, and triangle plates
- Variable-angle locking holes
- Compression holes
- 1.0/1.4/1.6/2.0/2.4 mm Screws
- Color-coded modules with intuitive instrumentation
- Curved plate cutter
- Superior screw-holding sleeve
- Extended 2.5 Compression FT screws for intramedullary fracture fixation
- Extended 3.5 Compression FT screws for intramedullary fixation

1.4 mm Module

- 10 plates
- 6 mm-16 mm screws

1.6 mm Module

- 11 plates
- 6 mm-24 mm screws

2.0 mm Module

- 18 plates
- 6 mm-40 mm screws

2.4 mm Module

- 17 plates
- 6 mm-40 mm screws

Mini CFS Cases

Product Description	Item Number
Mini CFS Instrument Case	AR-18700C
Mini CFS Implant Caddy Case	AR-18700CS-01
Mini CFS Instrument Upper Tray	AR-18700CS-02


Mini Comprehensive Fixation System (AR-18700FS)

Product Description	Item Number
Instruments	
Depth Device, 1.4 mm/1.6 mm	AR-18700-27
Depth Device, 2.0 mm/2.4 mm	AR-18700-35
Plate Cutter	AR-18700-28
Torque Limiting Adaptor, AO	AR-18700-39
Termite Forceps, qty. 2	AR-18700-40
Handle, mini AO	AR-18700-44
Handle, jewelers knob, mini AO	AR-18700H
Torque-Limiting Handle	AR-8916TL-011
Reduction Forceps, pointed	AR-18700-45
Reduction Forceps, toothed	AR-18700-52
Verbugge Plate-Holding Forceps	AR-18700-48
Screw-Holding Forceps, self-retaining	AR-8941F
Lobster Clamp, mini	AR-18700-46
Lobster Clamp, radiolucent	AR-18700-49
Ikuta Clamp	AR-18700-47
Perc Pin Clamp	AR-8737-57
Hohmann Retractor, double-ended, qty. 2	AR-18700-53
Pliers, needlenose, qty. 2	AR-8916-24
Freer Elevator	AR-8943-19
Periosteal Elevator, curved blade, 6 mm	AR-8943-20
Sharp Hook	AR-8943-21

Mini Comprehensive Fixation System, 1.0 mm (AR-18700S-10)

Product Description	Item Number
Instruments	
Driver Shaft, 1.0 mm	AR-18700-03
Depth Device, 1.0 mm	AR-18700-04
Holding Sleeve, 1.0 mm	AR-18700-05
Screws, Titanium	
Low Profile Screws, cortical, 1.0 mm × 6 mm-14 mm	AR-18710-06-14
Disposables	
Drill Bit, solid, .75 mm	AR-18700-01
Guidewire With Trocar Tip, .028 mm (.7 mm), qty. 6	AR-18700-02

Mini Comprehensive Fixation System (CFS) – Hand and Foot (1.4 mm and 1.6 mm)



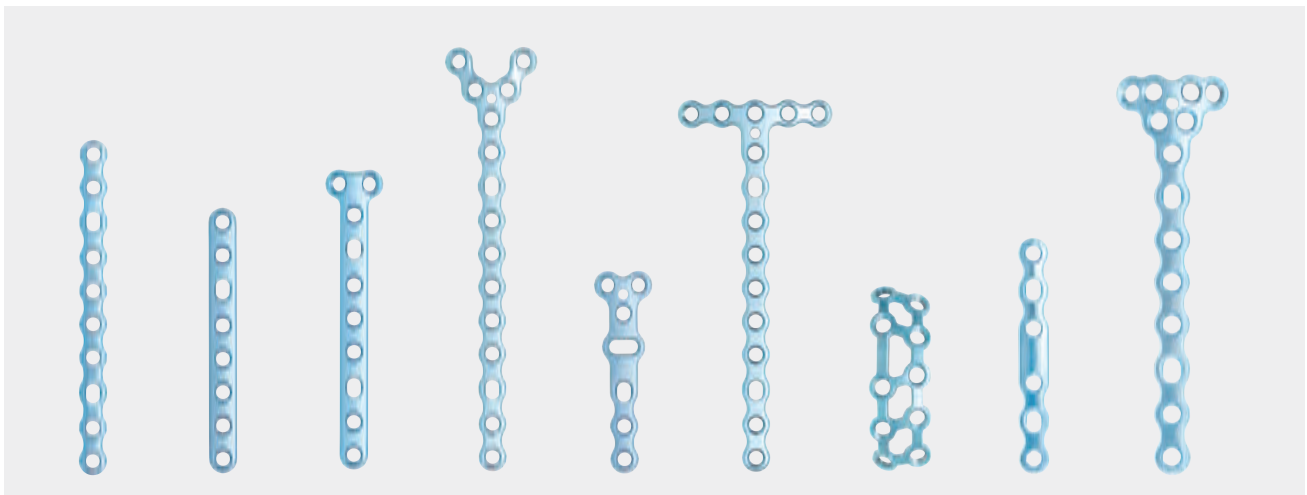
Mini Comprehensive Fixation System, 1.4 mm (AR-18700S-14)

Product Description	Item Number
Instruments	
Drill Guide, 1.1 mm/1.4 mm	AR-18700-08
Driver Shaft, T4, self-retaining, mini AO, qty. 2	AR-18700-09
Countersink, solid, 1.4 mm	AR-18700-10
Holding Sleeve, 1.4 mm	AR-18700-11
Depth/Drill Guide, 1.4 mm	AR-18700-18
Driver Shaft, T4, non-retaining, mini AO	AR-18700-29
Parallel Drill Guide, hook plate, 1.4 mm	AR-18700-32
Locking Bending Guide, 1.4 mm, qty. 2	AR-18700-43
Drill Guide, VAL, cone-shaped, 1.4 mm	AR-18700-59
Mini CFS Caddy w/ Lid, 1.0 mm/1.4 mm	AR-18700C-14
Plates, Titanium, 1.4 mm	
Straight Plate, 6-hole, qty. 2	AR-18714P-03
Straight Plate, 10-hole	AR-18714P-07
Y-Plate, 6-hole	AR-18714P-10
Y-Plate, 8-hole	AR-18714P-12
Triangle Plate, 8-hole	AR-18714P-18
Z-Plate, 10-hole	AR-18714P-20
Hook Plate	AR-18714P-21
Cage Plate, 2 x 5 hole	AR-18714P-22
T-Plate, 8-hole, qty. 2	AR-18714P-27
Bridge Plate, straight, 6-hole	AR-18714P-29
Screws, Titanium	
Low Profile Screws, cortical, 1.4 mm x 6 mm-16 mm	AR-18714-06-16
VAL Screw, 1.4 mm x 6 mm-16 mm	AR-18714V-06-16
Disposables	
Drill Bit, mini AO, calibrated, 1.1 mm, qty. 2	AR-18700-06
Drill Bit, mini AO, 1.4 mm, qty. 2	AR-18700-07
Guidewire w/ Trocar Tip, 1.1 mm, qty. 6	AR-18700-30
BB-Tak, small, qty. 4	AR-18700-34

Mini Comprehensive Fixation System, 1.6 mm (AR-18700S-16)

Product Description	Item Number
Instruments	
Drill Guide, 1.2 mm/1.6 mm	AR-18700-14
Driver Shaft, T6, self-retaining, mini AO, qty. 2	AR-18700-15
Countersink, solid, 1.6 mm	AR-18700-16
Holding Sleeve, 1.6 mm	AR-18700-17
Depth/Drill Guide, 1.6 mm	AR-18700-19
Driver Shaft, T6, non-retaining, mini AO	AR-18700-23
Locking Bending Guide, 1.6 mm/2.0 mm, qty. 2	AR-18700-26
Parallel Drill Guide, hook plate, 1.6 mm	AR-18700-31
VAL Drill Guide, cone-shaped, 1.6 mm	AR-18700-60
Mini CFS Caddy w/ Lid, 1.6 mm	AR-18700C-16
Plates, Titanium, 1.6 mm	
Straight Plate, 6-hole, qty. 2	AR-18716P-03
Straight Plate, 10-hole	AR-18716P-07
Y-Plate, 6-hole	AR-18716P-10
Y-Plate, 8-hole	AR-18716P-12
T-Plate, 8-hole, qty. 2	AR-18716P-18
Z-Plate, 10-hole	AR-18716P-20
Cage Plate, 2 x 5 hole	AR-18716P-21
Hook Plate	AR-18716P-22
Triangle Plate, 8-hole	AR-18716P-27
Bridge Plate, straight, 6-hole	AR-18716P-29
Rotation Correction Plate	AR-18716P-30
Screws, Titanium	
Low Profile Screws, cortical, 1.6 mm x 6 mm-16 mm	AR-18716-06-16
Low Profile Screws, cortical, 1.6 mm x 18 mm -24 mm (2 mm increments)	AR-18716-18-24
VAL Screws, 1.6 mm x 6 mm-16 mm	AR-18716V-06-16
VAL Screws, 1.6 mm x 18 mm-24 mm (2 mm increments)	AR-18716V-18-24
Disposables	
Drill Bit, mini AO, calibrated, 1.2 mm, qty. 2	AR-18700-12
Drill Bit, mini AO, 1.6 mm, qty. 2	AR-18700-13
Guidewire w/ Trocar Tip, qty. 6	AR-18700-33
BB-Tak, small, qty. 4	AR-18700-34

Mini Comprehensive Fixation System (CFS) – Hand and Foot (2.0 mm)



Mini Comprehensive Fixation System, 2.0 mm (AR-18700S-20)


Product Description	Item Number
Instruments	
Driver Shaft, T6, self-retaining, mini AO, qty. 2	AR-18700-15
Drill Guide, 1.5 mm/2.0 mm	AR-18700-22
Driver Shaft, T6, non-retaining, mini AO	AR-18700-23
Countersink, solid, 2.0 mm	AR-18700-24
Holding Sleeve, 2.0 mm	AR-18700-25
Locking Bending Guide, 1.6 mm/2.0 mm, qty. 2	AR-18700-26
Depth/Drill Guide, 1.6 mm/2.0 mm	AR-18700-37
VAL Drill Guide, cone-shaped, 2.0 mm	AR-18700-61
Mini CFS Caddy w/ Lid, 2.0 mm	AR-18700C-20
Plates, Titanium, 2.0 mm	
Straight Plate, 6-hole, qty. 2	AR-18720P-03
Straight Plate, 10-hole	AR-18720P-07
Y-Plate, 6-hole	AR-18720P-10
Y-Plate, 8-hole	AR-18720P-12
T-Plate, 6-hole, qty. 2	AR-18720P-17
T-Plate, 8-hole, qty. 2	AR-18720P-19
Straight Plate, 6-hole, reinforced	AR-18720P-24
Straight Plate, 8-hole, reinforced	AR-18720P-26
T-Plate, 6-hole, reinforced	AR-18720P-31
T-Plate, 8-hole, reinforced	AR-18720P-33
V-Plate, 6-hole	AR-18720P-37
V-Plate, 10-hole	AR-18720P-41
T-Plate, wide, 6-hole	AR-18720P-43
T-Plate, wide, 10-hole	AR-18720P-47
T-Plate, rotation correction, 5-hole	AR-18720P-48
Cage Plate, 2 x 5 hole	AR-18720P-49
Triangle Plate, 8-hole	AR-18720P-54
Bridge Plate, straight, 6-hole	AR-18720P-55

Product Description	Item Number
Screws, Titanium	
Low Profile Screws, cortical, 2.0 mm x 6 mm-16 mm	AR-18720-06-16
Low Profile Screws, cortical, 2.0 mm x 18 mm-40 mm (2 mm increments)	AR-18720-18-40
VAL screws, 2.0 mm x 6 mm-16 mm	AR-18720V-06-16
VAL screws, 2.0 mm x 18 mm-40 mm (2 mm increments)	AR-18720V-18-40
Disposables	
Drill Bit, 1.5 mm, qty. 2	AR-18700-20
Drill Bit, mini AO, 2.0 mm, qty. 2	AR-18700-21
Guidewire w/ Trocar Tip, 1.6 mm, qty. 6	AR-18700-51
BB-Tak, small, qty. 4	AR-18700-34

Intramedullary Fracture Fixation - Extended 2.5 Compression FT screws

Product Description	Item Number
2.5 Micro Compression FT™ Mini CFS Caddy Insert	AR-18700C-20-1
Instruments	
Hex, compression FT driver, 1.5 mm	AR-8737-37
Depth Device, small compression FT	AR-8737-51
Disposables	
Drill Bit, compression FT, calibrated, 2.2 mm	AR-8737-58
Guidewire w/ Trocar Tip, 0.86 mm	AR-8737-39
2.5 Micro Compression FT™ Screws	
2.5 Micro Compression FT Screw, 36 mm	AR-8725-36H
2.5 Micro Compression FT Screw, 40 mm	AR-8725-40H
2.5 Micro Compression FT Screw, 46 mm	AR-8725-46H
2.5 Micro Compression FT Screw, 50 mm	AR-8725-50H

Mini Comprehensive Fixation System (CFS) – Hand and Foot (2.4 mm)



Mini Comprehensive Fixation System, 2.4 mm (AR-18700S-24)

Product Description	Item Number
Instruments	
Holding Sleeve, 2.4 mm	AR-18700-38
Driver Shaft, T8, self-retaining, AO, qty. 2	AR-18700-54
Driver Shaft, T8, non-retaining, AO	AR-18700-55
Depth/Drill Guide, 2.4 mm	AR-18700-57
VAL Drill Guide, cone-shaped, 2.4 mm	AR-18700-62
Drill Guide, 1.7 mm/2.5 mm	AR-8916-05
Countersink, 2.4 mm	AR-8950-01
Locking Bending Guide, 2.4 mm, qty. 2	AR-8950-08
Mini CFS Caddy w/ Lid, 2.4 mm	AR-18700C-24
Plates, Titanium, 2.4 mm	
Straight Plate, 6-hole, qty. 2	AR-18724P-03
Straight Plate, 10-hole	AR-18724P-07
T-Plate, 6-hole, qty. 2	AR-18724P-10
T-Plate, 8-hole	AR-18724P-12
Straight Plate, 6-hole, reinforced	AR-18724P-17
Straight Plate, 8-hole, reinforced	AR-18724P-19
V-Plate, 6-hole	AR-18724P-23
V-Plate, 10-hole	AR-18724P-27
T-Plate, wide, 6-hole	AR-18724P-29
T-Plate, wide, 10-hole	AR-18724P-33
Bridge Plate, straight, 6-hole	AR-18724P-34
Triangle Plate, 8-hole	AR-18724P-39
T-Plate, 6-hole, reinforced	AR-18724P-42
T-Plate, 8-hole, reinforced	AR-18724P-44
Y-Plate, 6-hole	AR-18724P-49
Y-Plate, 8-hole	AR-18724P-51
Cage Plate, 2 × 5 hole	AR-18724P-54
Screws, Titanium	
Low Profile Screws, cortical, 2.4 mm × 6 mm-16 mm	AR-18724-06-16
Low Profile Screws, cortical, 2.4 mm × 18 mm-40mm (2 mm increments)	AR-18724-18-40
VAL Screws, 2.4 mm × 6 mm-16 mm	AR-18724V-06-16
VAL Screws, 2.4 mm × 18 mm-50 mm (2 mm increments)	AR-18724V-18-50


Product Description	Item Number
Disposables	
Guidewire w/ Trocar Tip, 1.6 mm, qty. 6	AR-18700-71
BB-Tak, small, qty. 4	AR-18700-34

Intramedullary Fracture Fixation - Extended 3.5 Compression FT screws

Product Description	Item Number
Disposables	
3.5 Mini Compression FT™ Mini CFS Caddy Insert	AR-18700C-20-1
Instruments	
T10 Hexalobe Driver for 3.5 Compression Ft	AR-8737-38
Depth Device, small compression FT	AR-8737-51
Disposables	
Drill Bit, Compression FT, calibrated, 3.2 mm	AR-8737-50
Guidewire w/ Trocar Tip, 0.45 in	AR-8737-41
3.5 Mini Compression FT™ Screws	
3.5 Mini Compression FT Screw, 36 mm	AR-8730-36H
3.5 Mini Compression FT Screw, 40 mm	AR-8730-40H
3.5 Mini Compression FT Screw, 46 mm	AR-8730-46H
3.5 Mini Compression FT Screw, 50 mm	AR-8730-50H

Multimedia

Product Description	Item Number
Mini CFS – Mini Comprehensive Fixation System, animation	AN1-000214-en-US
Posterior Malleolus Fracture Repair Using the Mini Comprehensive Fixation System 2.4 mm, surgical technique video, presented by Eric Tan, MD	VID1-000627-en-US
Medial Malleolus Fracture Repair Using the Mini Comprehensive Fixation System video, presented by Eric W. Tan, MD	VID1-000628-en-US
Talus Fracture Repair With the Mini CFS Fixation System, Surgical Technique Video, Presented by Thomas G. Harris, MD	VID1-000629-en-US
Navicular Fracture Repair With the Mini CFS 2.0 mm Cage Plate	VID1-000630-en-US
Mini CFS Foot and Ankle, Presented by Thomas G. Harris, MD, video	VID1-000873-en-US



The Arthrex Small External Fixation System is a comprehensive tray that allows surgeons to use the set on all small bones in the body, with particular emphasis on wrist fractures. The pins and clamps in the set can also be used with the larger Arthrex ArthroFX® external fixation system when addressing large and small bone injuries concurrently.

The Small External Fixation System consists of:

- 2.0 mm and 3.0 mm pins with varying overall lengths and thread lengths
- 5.0 mm carbon fiber rods ranging in length from 50 mm to 300 mm
- Multi-pin and single pin clamps

Small External Fixation System

Product Description	Item Number
Instruments	
Small External Fixation Clamp, 5 mm	1400-000
Small Multi-Pin Clamp qty. 2	1406-000
Multi-Pin Clamp, Extension	1407-000
Three-Pin Small Multi-Pin Clamp, qty. 3	1409-000
Half Pin, threaded, 2.0 mm × 10 mm × 55 mm	1410-055
Half Pin, threaded, 2.0 mm × 10 mm × 75 mm	1410-075
Half Pin, threaded, 2.0 mm × 15 mm × 55 mm	1411-055
Half Pin, threaded, 2.0 mm × 15 mm × 75 mm	1411-075
Half Pin, threaded, 2.0 mm × 20 mm × 75 mm	1412-075
Half Pin, threaded, 3.0 mm × 10 mm × 75 mm	1414-075
Half Pin, threaded, 3.0 mm × 15 mm × 100 mm	1415-100
Half Pin, threaded, 3.0 mm × 20 mm × 75 mm	1416-075
Half Pin, threaded, 3.0 mm × 20 mm × 100 mm	1416-100
Half Pin, threaded, 3.0 mm × 20 mm × 140 mm	1416-140

Product Description	Item Number
Half Pin, threaded, 3.0 mm × 25 mm × 75 mm	1417-075
Half Pin, threaded, 3.0 mm × 25 mm × 100 mm	1417-100
Half Pin, threaded, 3.0 mm × 25 mm × 140 mm	1417-140
Multi-Pin Clamp, bent post	1421-000
Multi-Pin Clamp, straight post	1422-000
Multi-Pin Clamp, bolt	1423-000
Nut, Small External Fixation System	1425-000
Parallel Fixation Nut	1428-000
Guide Pin, 1.5 mm	0109-150
Pin Caps, qty. 4	1426-000
Drill, calibrated, AO, 1.5 mm × 110 mm	4001-000
Drill, calibrated, AO, 2.0 mm × 110 mm	4002-000
Drill Guide, 1.5 mm/2 mm	03430-000
Drill Guide, multi-pin clamp	0357-000
Drill Guide, multi-pin clamp, thread-in	0358-000
Wrench, AO, 3/16 in - 3/8 in	5007-000
Wrench, T-handle, 3/16 in	5009-000
Wrench, T-handle, 3/8 in	5013-000
Implants	
Carbon Fiber Rod, 5 mm × 50 mm	1181-050
Carbon Fiber Rod, 5 mm × 75 mm	1181-075
Carbon Fiber Rod, 5 mm × 100 mm	1181-100
Carbon Fiber Rod, 5 mm × 125 mm	1181-125
Carbon Fiber Rod, 5 mm × 150 mm	1181-150
Carbon Fiber Rod, 5 mm × 200 mm	1181-200
Carbon Fiber Rod, 5 mm × 250 mm	1181-250
Carbon Fiber Rod, 5 mm × 300 mm	1181-300

Hip and Femur

Arthrex Trochanteric Nail	30
7.0 mm Titanium Cannulated Screw System	34
Arthrex Femoral Nail—Antegrade and Retrograde	35

The Arthrex trochanteric nail is a next-generation hip nail that addresses the remaining shortcomings of current systems. It consists of three nail types—short nails, long nails, and the innovative ES nail.

Telescoping Lag Screw—The Arthrex telescoping lag screw allows for controlled, self-contained collapse within the lag screw. Other lag screws are designed to slide within the nail during the healing process, which can cause the lateral end of the lag screw to protrude into the patient’s soft tissue, causing irritation and/or bursitis. Some cases even require a second surgery for hardware removal.

ES Nail Option—The ES nail combines the mechanical advantages of a long nail with the ease of a short nail. It doubles the torsional rigidity compared to a distally locked, long nail and provides more rigidity than an unlocked long trochanteric nail.¹ It extends through the isthmus of the bone, which can reduce distal tip stress risers, potential “pendulum” effects, and risks of peri-prosthetic fractures associated with short nails. The ES hole is easily targeted through the nail jig without the need for perfect circles or additional attachments or devices.

Biological Augmentation—The system allows for the delivery of orthobiologics (BoneSync™ cement, Angel® platelet-rich plasma, AlloSync™ Pure, etc) through the lag screw and instrumentation.


Advanced Instrumentation—System instruments are designed to reduce surgical pain points and surgical workflow. Some examples include locking the lag screw through the inserter (no set screw required), captured distal 5.0 mm screws, calibrated drill bits, and jig removal through the more lateral impactor hole.

Reference

1. Severns AE. Stress analysis of the AOS extended short trochanteric nail vs. the short and long trochanteric nails. Advanced Orthopaedic Solutions Test Report T0209; September 2006.

Arthrex Trochanteric Nail

Product Description	Item Number
Instruments	
Obturator, 3.6 mm	0227-000
Cannulated Curved Awl T-Handle, silicone, blue	0256-200
Adjustable Stop	0261-000
Pin Guide, locking assembly, 3.2 mm	0312-200
A/R Drill Guide, locking assembly, 5.0 mm	0313-100
Distal Drill Guide, locking assembly, 4.0 mm	0315-100
Telescoping Lag Screw Inserter	0454-100



Product Description	Item Number
Capturing Rod Assembly	0455-100
Locking Tool Assembly Lag Screw	0456-100
Lag Screw Capturing Rod	0462-100
Lag Screw Inserter, trochanteric nail	0463-300
Compression Sleeve, lag screw inserter	0465-300
Screw Driver Handle, cannulated, silicone, Hudson	0467-100
T-Handle, cannulated, Hudson female/J-Hall connect	0468-100
Quick Connect, cannulated, Hudson female/J-Hall	0469-100
Hex Screw Driver, 3.5 mm	0471-000
Hex Screw Driver, cannulated, 5.0 mm	0472-000
Ball Hex Driver, large Hudson, 9/32 in	0474-000
Hex Driver, cannulated, 9/32 in	0475-000
Screw Capturing Rod, short	0476-000
Screw Capturing Rod, long	0477-000
Guidewire Gripper	0481-100
Silicone Palm Handle, 3/16 square quick connect	0486-100
Guide Pin Depth Gauge	0506-000
Hook Tip Depth Gauge, trochanteric nail	0531-000
Obturator, 3.2 mm pin guide	0616-000
Lag Screw Sheath	0617-300
Obturator, 5.0 mm A/R drill guide	0620-000
A/R and Distal Sheath, locking	0621-100
Obturator, drill guide 4.0 mm	0622-000
Soft Tissue Protector, quick connect, Hudson	0623-000
Reduction Tool	0817-000
Impactor Pad	0826-000
Combination Wrench	0828-000


Arthrex Trochanteric Nail (Cont.)

Product Description	Item Number
Instruments (Cont.)	
Targeting Module	0856-100
Insertion Guide	0857-100
Locking Bolt	0858-200
Humeral Nail Case	1267-100
Ball Spike	0817-000
Impactor Rod	0826-000
Extractor Bolt	0828-000
Lag Screw Removal Tool	0856-100
Lag Screw Extraction Tool, capturing rod	0857-100
Lag Screw Extraction Tool, capturing rod nut	0858-200
Radiolucent Targeting Arm, 125° trochanteric nail	1267-100
Radiolucent Targeting Arm, 130° trochanteric nail	1268-100
Locking Bolt, radiolucent insertion guide	1269-000
Trochanteric Nail Instrument Case	9914-000
Reamers	
Flexible Reamer Shaft	0233-000
Reamer Head, 9 mm	0234-090
Reamer Head, 9.5 mm	0234-095
Reamer Head, 10 mm	0234-100
Reamer Head, 10.5 mm	0234-105
Reamer Head, 11 mm	0234-110
Reamer Head, 11.5 mm	0234-115
Reamer Head, 12 mm	0234-120
Reamer Head, 12.5 mm	0234-125
Reamer Head, 13 mm	0234-130
Reamer Head, 13.5 mm	0234-135
Reamer Head, 14 mm	0234-140
Reamer Head, 14.5 mm	0234-145
Reamer Head, 15 mm	0234-150
Reamer Head, 15.5 mm	0234-155
Reamer Head, 16.5 mm	0234-165
Monobloc Reamer, forward cutting, 8.0 mm (Hudson)	0251-080
Lower Extremity Reamer Case	9918-100
Implants	
Product Description	Item Number
Short Nails	
Trochanteric Nail, 9 mm × 20 cm × 125	1029-200
Trochanteric Nail, 10 mm × 20 cm × 125	1030-200
Trochanteric Nail, 11 mm × 20 cm × 125	1031-200
Trochanteric Nail, 12 mm × 20 cm × 125	1032-200
Trochanteric Nail, 13 mm × 20 cm × 125	1033-200
Trochanteric Nail, 9 mm × 20 cm × 130	1034-200
Trochanteric Nail, 10 mm × 17cm × 130	1040-170
Trochanteric Nail, 10 mm × 20 cm × 130	1040-200
Trochanteric Nail, 11 mm × 20 cm × 130	1036-200
Trochanteric Nail, 12 mm × 20 cm × 130	1041-200
Trochanteric Nail, 13 mm × 20 cm × 130	1037-200

Product Description	Item Number
ES Nails	
ES Trochanteric Nail, left, 10 mm × 30 cm × 125	1020-305
ES Trochanteric Nail, left, 10 mm × 33 cm × 125	1020-335
ES Trochanteric Nail, left, 10 mm × 36 cm × 125	1020-365
ES Trochanteric Nail, left, 10 mm × 39 cm × 125	1020-395
ES Trochanteric Nail, left, 10 mm × 42 cm × 125	1020-425
ES Trochanteric Nail, left, 11 mm × 30 cm × 125	1022-305
ES Trochanteric Nail, left, 11 mm × 33 cm × 125	1022-335
ES Trochanteric Nail, left, 11 mm × 36 cm × 125	1022-365
ES Trochanteric Nail, left, 11 mm × 39 cm × 125	1022-395
ES Trochanteric Nail, left, 11 mm × 42 cm × 125	1022-425
ES Trochanteric Nail, right, 10 mm × 30 cm × 125	1021-305
ES Trochanteric Nail, right, 10 mm × 33 cm × 125	1021-335
ES Trochanteric Nail, right, 10 mm × 36 cm × 125	1021-365
ES Trochanteric Nail, right, 10 mm × 39 cm × 125	1021-395
ES Trochanteric Nail, right, 10 mm × 42 cm × 125	1021-425
ES Trochanteric Nail, right, 11 mm × 30 cm × 125	1023-305
ES Trochanteric Nail, right, 11 mm × 33 cm × 125	1023-335
ES Trochanteric Nail, right, 11 mm × 36 cm × 125	1023-365
ES Trochanteric Nail, right, 11 mm × 39 cm × 125	1023-395
ES Trochanteric Nail, right, 11 mm × 42 cm × 125	1023-425
ES Trochanteric Nail, left, 10 mm × 30 cm × 130	1066-305
ES Trochanteric Nail, left, 10 mm × 33 cm × 130	1066-335
ES Trochanteric Nail, left, 10 mm × 36 cm × 130	1066-365
ES Trochanteric Nail, left, 10 mm × 39 cm × 130	1066-395
ES Trochanteric Nail, left, 10 mm × 42 cm × 130	1066-425
ES Trochanteric Nail, left, 11 mm × 30 cm × 130	1058-305
ES Trochanteric Nail, left, 11 mm × 33 cm × 130	1058-335
ES Trochanteric Nail, left, 11 mm × 36 cm × 130	1058-365
ES Trochanteric Nail, left, 11 mm × 39 cm × 130	1058-395
ES Trochanteric Nail, left, 11 mm × 42 cm × 130	1058-425
ES Trochanteric Nail, right, 10 mm × 30 cm × 130	1067-305
ES Trochanteric Nail, right, 10 mm × 33 cm × 130	1067-335
ES Trochanteric Nail, right, 10 mm × 36 cm × 130	1067-365
ES Trochanteric Nail, right, 10 mm × 39 cm × 130	1067-395
ES Trochanteric Nail, right, 10 mm × 42 cm × 130	1067-425
ES Trochanteric Nail, right, 11 mm × 30 cm × 130	1059-305
ES Trochanteric Nail, right, 11 mm × 33 cm × 130	1059-335
ES Trochanteric Nail, right, 11 mm × 36 cm × 130	1059-365
ES Trochanteric Nail, right, 11 mm × 39 cm × 130	1059-395
ES Trochanteric Nail, right, 11 mm × 42 cm × 130	1059-425

Arthrex Trochanteric Nail (Cont.)

Product Description	Item Number
ES Nails (Special Order)	
ES Trochanteric Nail, left, 12.5 mm × 30 cm × 125	1120-305
ES Trochanteric Nail, left, 12.5 mm × 33 cm × 125	1120-335
ES Trochanteric Nail, left, 12.5 mm × 36 cm × 125	1120-365
ES Trochanteric Nail, left, 12.5 mm × 39 cm × 125	1120-395
ES Trochanteric Nail, right, 12.5 mm × 33 cm × 125	1121-335
ES Trochanteric Nail, right, 12.5 mm × 36 cm × 125	1121-365
ES Trochanteric Nail, right, 12.5 mm × 39 cm × 125	1121-395
ES Trochanteric Nail, right, 12.5 mm × 42 cm × 125	1121-425
ES Trochanteric Nail, left, 12.5 mm × 30 cm × 130	1122-305
ES Trochanteric Nail, left, 12.5 mm × 33 cm × 130	1122-335
ES Trochanteric Nail, left, 12.5 mm × 36 cm × 130	1122-365
ES Trochanteric Nail, left, 12.5 mm × 39 cm × 130	1122-395
ES Trochanteric Nail, left, 12.5 mm × 42 cm × 130	1122-425
ES Trochanteric Nail, right, 12.5 mm × 30 cm × 130	1123-305
ES Trochanteric Nail, right, 12.5 mm × 33 cm × 130	1123-335
ES Trochanteric Nail, right, 12.5 mm × 36 cm × 130	1123-365
ES Trochanteric Nail, right, 12.5 mm × 39 cm × 130	1123-395
ES Trochanteric Nail, right, 12.5 mm × 42 cm × 130	1123-425
ES Nails (Special Order)	
ES Trochanteric Nail, left, 14 mm × 30 cm × 130	1068-305
ES Trochanteric Nail, left, 14 mm × 33 cm × 130	1068-335
ES Trochanteric Nail, left, 14 mm × 36 cm × 130	1068-365
ES Trochanteric Nail, left, 14 mm × 39 cm × 130	1068-395
ES Trochanteric Nail, left, 14 mm × 42 cm × 130	1068-425
ES Trochanteric Nail, right, 14 mm × 30 cm × 130	1069-305
ES Trochanteric Nail, right, 14 mm × 33 cm × 130	1069-335
ES Trochanteric Nail, right, 14 mm × 36 cm × 130	1069-365
ES Trochanteric Nail, right, 14 mm × 39 cm × 130	1069-395
ES Trochanteric Nail, right, 14 mm × 42 cm × 130	1069-425
Long Trochanteric Nails	
Trochanteric Nail, left, 10 mm × 33 cm × 125	1020-330
Trochanteric Nail, left, 10 mm × 36 cm × 125	1020-360
Trochanteric Nail, left, 10 mm × 39 cm × 125	1020-390
Trochanteric Nail, left, 10 mm × 42 cm × 125	1020-420
Trochanteric Nail, left, 11 mm × 30 cm × 125	1022-300
Trochanteric Nail, left, 11 mm × 33 cm × 125	1022-330
Trochanteric Nail, left, 11 mm × 36 cm × 125	1022-360
Trochanteric Nail, left, 11 mm × 39 cm × 125	1022-390
Trochanteric Nail, left, 11 mm × 42 cm × 125	1022-420
Trochanteric Nail, right, 10 mm × 33 cm × 125	1021-330
Trochanteric Nail, right, 10 mm × 36 cm × 125	1021-360
Trochanteric Nail, right, 10 mm × 39 cm × 125	1021-390
Trochanteric Nail, right, 10 mm × 42 cm × 125	1021-420
Trochanteric Nail, right, 11 mm × 30 cm × 125	1023-300



Product Description	Item Number
Trochanteric Nail, right, 11 mm × 33 cm × 125	1023-330
Trochanteric Nail, right, 11 mm × 36 cm × 125	1023-360
Trochanteric Nail, right, 11 mm × 39 cm × 125	1023-390
Trochanteric Nail, right, 11 mm × 42 cm × 125	1023-420
Trochanteric Nail, left, 10 mm × 30 cm × 130	1050-300
Trochanteric Nail, left, 10 mm × 33 cm × 130	1050-330
Trochanteric Nail, left, 10 mm × 36 cm × 130	1050-360
Trochanteric Nail, left, 10 mm × 39 cm × 130	1050-390
Trochanteric Nail, left, 10 mm × 42 cm × 130	1050-420
Trochanteric Nail, left, 11 mm × 30 cm × 130	1058-300
Trochanteric Nail, left, 11 mm × 33 cm × 130	1058-330
Trochanteric Nail, left, 11 mm × 36 cm × 130	1058-360
Trochanteric Nail, left, 11 mm × 39 cm × 130	1058-390
Trochanteric Nail, left, 11 mm × 42 cm × 130	1058-420
Trochanteric Nail, right, 10 mm × 30 cm × 130	1051-300
Trochanteric Nail, right, 10 mm × 33 cm × 130	1051-330
Trochanteric Nail, right, 10 mm × 36 cm × 130	1051-360
Trochanteric Nail, right, 10 mm × 39 cm × 130	1051-390
Trochanteric Nail, right, 10 mm × 42 cm × 130	1051-420
Trochanteric Nail, right, 11 mm × 30 cm × 130	1059-300
Trochanteric Nail, right, 11 mm × 33 cm × 130	1059-330
Trochanteric Nail, right, 11 mm × 36 cm × 130	1059-360
Trochanteric Nail, right, 11 mm × 39 cm × 130	1059-390
Trochanteric Nail, right, 11 mm × 42 cm × 130	1059-420
Long Trochanteric Nails (Special Order)	
Trochanteric Nail, left, 12.5 mm × 30 cm × 130	1122-300
Trochanteric Nail, left, 12.5 mm × 33 cm × 130	1122-330
Trochanteric Nail, left, 12.5 mm × 36 cm × 130	1122-360
Trochanteric Nail, left, 12.5 mm × 39 cm × 130	1122-390
Trochanteric Nail, left, 12.5 mm × 42 cm × 130	1122-420
Trochanteric Nail, right, 12.5 mm × 30 cm × 130	1123-300
Trochanteric Nail, right, 12.5 mm × 33 cm × 130	1123-330
Trochanteric Nail, right, 12.5 mm × 36 cm × 130	1123-360
Trochanteric Nail, right, 12.5 mm × 39 cm × 130	1123-390
Trochanteric Nail, right, 12.5 mm × 42 cm × 130	1123-420

Arthrex Trochanteric Nail (Cont.)

Product Description	Item Number
Lag Screws	
Solid Locking Lag Screw, 10.5 mm × 70 mm (b)	1094-070
Solid Locking Lag Screw, 10.5 mm × 75 mm	1094-075
Solid Locking Lag Screw, 10.5 mm × 80 mm	1094-080
Telescoping Lag Screw, 10.5 mm × 85 mm (a)	1099-085
Telescoping Lag Screw, 10.5 mm × 90 mm	1099-090
Telescoping Lag Screw, 10.5 mm × 95 mm	1099-095
Telescoping Lag Screw, 10.5 mm × 100 mm	1099-100
Telescoping Lag Screw, 10.5 mm × 105 mm	1099-105
Telescoping Lag Screw, 10.5 mm × 110 mm	1099-110
Telescoping Lag Screw, 10.5 mm × 115 mm	1099-115
Telescoping Lag Screw, 10.5 mm × 120 mm	1099-120
Telescoping Lag Screws, left (c)	
Telescoping Lag Screw, left, 10.5 mm × 85 mm	1192-085
Telescoping Lag Screw, left, 10.5 mm × 90 mm	1192-090
Telescoping Lag Screw, left, 10.5 mm × 95 mm	1192-095
Telescoping Lag Screw, left, 10.5 mm × 100 mm	1192-100
Telescoping Lag Screw, left, 10.5 mm × 105 mm	1192-105
Telescoping Lag Screw, left, 10.5 mm × 110 mm	1192-110
Telescoping Lag Screw, left, 10.5 mm × 115 mm	1192-115
Telescoping Lag Screw, left, 10.5 mm × 120 mm	1192-120
Anti-Rotation Screws	
Cancellous A/R Screw, 5.0 mm × 60 mm	8021-060
Cancellous A/R Screw, 5.0 mm × 65 mm	8021-065
Cancellous A/R Screw, 5.0 mm × 70 mm	8021-070
Cancellous A/R Screw, 5.0 mm × 75 mm	8021-075
Cancellous A/R Screw, 5.0 mm × 80 mm	8021-080
Cancellous A/R Screw, 5.0 mm × 85 mm	8021-085
Cancellous A/R Screw, 5.0 mm × 90 mm	8021-090
Cancellous A/R Screw, 5.0 mm × 95 mm	8021-095
Cancellous A/R Screw, 5.0 mm × 100 mm	8021-100
Cancellous A/R Screw, 5.0 mm × 105 mm	8021-105
Distal Screws	
Captured Cortical Screw, 5.0 mm × 20 mm	8001-020
Captured Cortical Screw, 5.0 mm × 22 mm	8001-022
Captured Cortical Screw, 5.0 mm × 24 mm	8001-024
Captured Cortical Screw, 5.0 mm × 26 mm	8001-026
Captured Cortical Screw, 5.0 mm × 28 mm	8001-028
Captured Cortical Screw, 5.0 mm × 30 mm	8001-030
Captured Cortical Screw, 5.0 mm × 32 mm	8001-032
Captured Cortical Screw, 5.0 mm × 34 mm	8001-034
Captured Cortical Screw, 5.0 mm × 36 mm	8001-036
Captured Cortical Screw, 5.0 mm × 38 mm	8001-038
Captured Cortical Screw, 5.0 mm × 40 mm	8001-040
Captured Cortical Screw, 5.0 mm × 42 mm	8001-042
Captured Cortical Screw, 5.0 mm × 44 mm	8001-044
Captured Cortical Screw, 5.0 mm × 46 mm	8001-046
Captured Cortical Screw, 5.0 mm × 48 mm	8001-048
Captured Cortical Screw, 5.0 mm × 50 mm	8001-050

Product Description	Item Number
Captured Cortical Screw, 5.0 mm × 55 mm	8001-055
Captured Cortical Screw, 5.0 mm × 60 mm	8001-060
Captured Cortical Screw, 5.0 mm × 65 mm	8001-065
Captured Cortical Screw, 5.0 mm × 70 mm	8001-070
Captured Cortical Screw, 5.0 mm × 75 mm	8001-075
Captured Cortical Screw, 5.0 mm × 80 mm	8001-080
Captured Cortical Screw, 5.0 mm × 85 mm	8001-085
Captured Cortical Screw, 5.0 mm × 90 mm	8001-090
Captured Cortical Screw, 5.0 mm × 95 mm	8001-095
Captured Cortical Screw, 5.0 mm × 100 mm	8001-100
Captured Cortical Screw, 5.0 mm × 105 mm	8001-105
Captured Cortical Screw, 5.0 mm × 110 mm	8001-110
Captured Cortical Screw, 5.0 mm × 115 mm	8001-115
Captured Cortical Screw, 5.0 mm × 120 mm	8001-120
Captured Cortical Screw, 5.0 mm × 65 mm	8001-065
Captured Cortical Screw, 5.0 mm × 70 mm	8001-070
Captured Cortical Screw, 5.0 mm × 75 mm	8001-075
Captured Cortical Screw, 5.0 mm × 80 mm	8001-080
Captured Cortical Screw, 5.0 mm × 85 mm	8001-085
Captured Cortical Screw, 5.0 mm × 90 mm	8001-090
Captured Cortical Screw, 5.0 mm × 95 mm	8001-095
Captured Cortical Screw, 5.0 mm × 100 mm	8001-100
Captured Cortical Screw, 5.0 mm × 105 mm	8001-105
Captured Cortical Screw, 5.0 mm × 110 mm	8001-110
Captured Cortical Screw, 5.0 mm × 115 mm	8001-115
Captured Cortical Screw, 5.0 mm × 120 mm	8001-120
End Caps	
Captured Bullet Tip End Cap, 1 mm	1047-019
Captured Bullet Tip End Cap, 5 mm	1047-059
Captured Bullet Tip End Cap, 10 mm	1047-109
Locking End Cap, Captured, trochanteric nail, 1 mm	1048-019
Anti-Rotation Set Screw	1085-000
Disposables	
Guide Pin, 3.2 mm × 330 mm	S0100-000
Guide Pin, 3.2 mm × 381 mm	S0100-381
Calibrated Step Drill, 5.0 mm	S0209-200
Drill, AO style, 4.0 mm × 165 mm	S0210-200
Calibrated Drill, AO style, 4.0 mm × 280 mm	S0219-100
Cortical Tap, large Hudson, 5.0 mm	S0260-000
Activation Tool	S0457-000
Ball Nose Guidewire, sterile, 3.0 mm × 900 mm	O101-900S

Literature

Product Description	Item Number
Trochanteric Nail System Surgical Technique	LT1-000203-en_US



The 7.0 mm Titanium Cannulated Screw System features an extensive range of sizes intended for fracture fixation in the hip, pelvis, and extremities. The system consists of one tray that contains the screws and necessary instrumentation.

System Features:

- Low-profile screw head for reduced soft-tissue irritation.
- Screws are made of Ti6Al4V titanium alloy
- Made of CT- and MRI-compatible materials.
- Reverse-cutting flute facilitates removal.
- Self-drilling/tapping design for efficient cutting.
- Larger 3.2 mm diameter, threaded-tip guide pin for improved stability and ease of insertion.

7.0 mm Titanium Cannulated Screw System

Product Description	Item Number
Instruments	
Obturator, 3.6 mm	0227-000
Tap, cannulated, cancellous, T-Handle, 7.0 mm	0241-100
Drill, cannulated, small Hudson, 5.0 mm adapter	0243-000
Screw Countersink, 7.0 mm	0262-000
Pin Guide, 3.2 mm	0319-000
Drill Guide, 5.0 mm	0320-000
Parallel Pin Guide, bullet nose, 3.2 mm	0322-000
Hex Driver, cannulated, small Hudson adapter, 5.0 mm	0429-000
T-Handle, ratcheting comfort, cannulated	0430-100
Handle, ratcheting, large axial, cannulated, small Hudson	0431-100
Adaptor, large hudson male, small female hudson	0443-100
Screw Depth Gauge, cannulated	0517-000
Pin Guide, trocar, 3.2 mm	0614-000
Screw Sheath, assembly	0615-000
Cannulated Screw Tray, 7.0 mm	9913-000
7.0 mm Screws, Cannulated, Cancellous	
20 mm thread, 7.0 mm × 30 mm-130mm	8040- 30-130
36 mm thread, 7.0 mm × 45 mm-130 mm	8041-45-130
Full thread, 7.0 mm × 30 mm-130 mm	8042-30 -130
Flat Washer, 7.0 mm	8039-000
Disposables	
Guide Pin, 3.2 mm × 330 mm	S0100-000
Extractor, easy out	0815-000



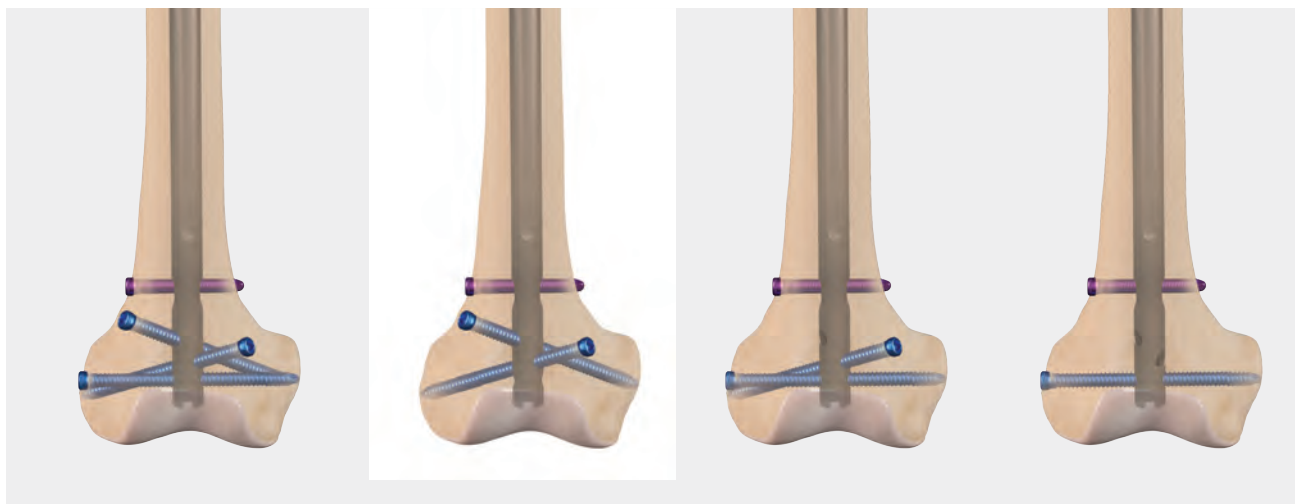
The Arthrex femoral nail is targeted for use in intramedullary fixation of fractures of the femur. The unique screw configuration, with both an antegrade and retrograde nail, provides versatility and diversity. Its innovative features offer superior solutions for femoral fractures.

Arthrex Femoral Nailing

Product Description	Item Number
Instruments	
Impactor Rod	0826-000
Extractor Bolt	0828-000
Impactor Pad, long	0835-000
Locking Knob, insertion guide, tibial nail	1239-100
Locking Collet, targeting module, tibial nail	1242-100
Antegrade Targeting Module, femoral nail system	1271-300
Antegrade Option, antegrade targeting guide	1272-000
Locking Bolt, antegrade nail	1273-100
Retrograde Targeting Guide	1280-000
Retrograde Targeting Guide, arch	1281-000
Retrograde Targeting Guide, 22 cm extension	1283-000
Locking Bolt, retrograde femoral nail	1284-000
Driver Locking Collet, retrograde femoral nail	1285-000
Femoral Nail Instrument Set #2	9924-000
Awl T-Handle, silicone blue, cannulated, curved	0256-200
Entry Reamer, femoral nail, cannulated, 13.5 mm	0266-000
Tap, calibrated, cancellous, 6.0 mm	0271-000
Cortical Tap, calibrated, cortical, 6.5 mm	0272-000
Obturator, 3.6 mm	0273-000
Pin Guide, 3.2 mm	0335-000
Pin Guide, soft tissue protector, 3.2 mm	0338-000
Drill Guide, 4.0 mm	0337-000
Drill Guide, 6.0 mm	0339-000
Screw Driver Handle, cannulated, silicone, Hudson	0467-000
T-Handle, cannulated, Hudson female/J-Hall connect	0468-000

Product Description	Item Number
Quick Connect, cannulated, Hudson female/J-Hall	0469-000
Driver, ball hex, large Hudson, 9/32"	0474-000
Guidewire Gripper	0481-100
Compression Hex Driver, Hudson, antegrade, 5.0 mm	0487-000
Power Hex Screw Driver, 5.0 mm	0488-200
Power Capturing Rod, 5.0 mm	0489-100
Power Hex Screw Driver, short, 5.0 mm	0491-100
Power Capturing Rod, short, 5.0 mm	0492-100
Distal Depth Gauge	0514-200
Depth Gauge, hook tip, trochanteric nail	0531-000
Guide Pin Depth Gauge, femoral nail	0534-000
Guidewire Depth Gauge, femoral nail	0535-000
Drill Guide, obturator, 4.0 mm	0622-000
Screw Sheath	0624-000
Obturator, 3.2 mm	0625-000
Soft Tissue Protector, Hudson quick connector	0634-100
Obturator, 6.0 mm	0635-000
Ball Spike	0817-000
Reduction Tool, curved	0831-000
Square Quick Connect Assembly	0834-000
Femoral Nail Instrument Set #1	9922-000

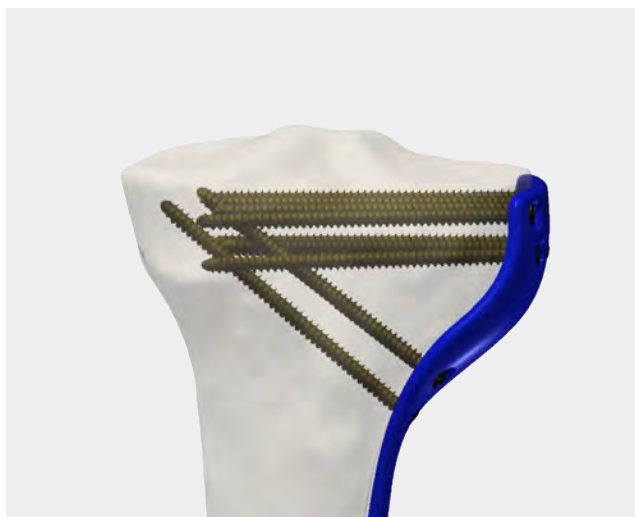
Arthrex Femoral Nail (Cont.)



Product Description	Item Number
Antegrade Femoral Nails, Left	
Antegrade Femoral Nail, left, 9 mm × 30 cm–46 cm	1308-030-046
Antegrade Femoral Nail, left, 10 mm × 30 cm–46 cm	1310-030-046
Antegrade Femoral Nail, left, 11 mm × 30 cm–46 cm	1312-030-046
Antegrade Femoral Nail, left, 12 mm × 30 cm–46 cm	1314-030-046
Antegrade Femoral Nail, left, 13 mm × 30 cm–46 cm	1316-030-046
Antegrade Femoral Nail, left, 14 mm × 30 cm–46 cm	1318-030-046
Antegrade Femoral Nail, left, 14 mm × 30 cm–46 cm	1319-030-046
Antegrade Femoral Nails, Right	
Antegrade Femoral Nail, right, 9 mm × 30 cm–46 cm	1309-030-046
Antegrade Femoral Nail, right, 10 mm × 30 cm–46 cm	1311-030-046
Antegrade Femoral Nail, right, 11 mm × 30 cm–46 cm	1313-030-046
Antegrade Femoral Nail, right, 12 mm × 30 cm–46 cm	1315-030-046
Antegrade Femoral Nail, right, 13 mm × 30 cm–46 cm	1317-030-046
Retrograde Femoral Nails	
Retrograde Femoral Nail, 10 mm × 26 cm–42 cm	1340-026-042
Retrograde Femoral Nail, 11 mm × 26 cm–42 cm	1341-026-042
Retrograde Femoral Nail, 12 mm × 26 cm–42 cm	1342-026-042
Retrograde Femoral Nail, 13 mm × 26 cm–42 cm	1343-026-042
Supracondylar Femoral Nail, 10 mm × 22 cm	1344-022
Supracondylar Femoral Nail, 11 mm × 22 cm	1345-022
Supracondylar Femoral Nail, 12 mm × 22 cm	1346-022
Supracondylar Femoral Nail, 13 mm × 22 cm	1347-022

Product Description	Item Number
Implants	
End Cap, antegrade nail, 5 mm	1322-005
End Cap, antegrade nail, 10 mm	1322-010
Locking End Cap, recon lock, antegrade nail, 0 mm	1323-000
End Cap, antegrade nail, 0 mm	1324-000
Screw Spacer/Compression Bolt, femoral nails	1326-000
End Cap, retrograde femoral nail, 1 mm	1339-001
End Cap, retrograde femoral nail, 5 mm	1339-005
End Cap, retrograde femoral nail, 10 mm	1339-010
Condyle Fixation Nut, retrograde femoral nail	1348-000
Fixation Screw Washer, retrograde femoral nail	1349-000
Fixation Nut Washer, retrograde femoral nail	1351-000
Captured Screws	
5.0 mm Cortical Lengths: 30 mm–50 mm (2 mm increments)	8001-030-50
5.0 mm Cortical Lengths: 55 mm–100 mm (5 mm increments)	8001-055-100
6.5 mm Cortical, fully threaded Lengths: 30 mm–120 mm (5 mm increments)	8059-030-120
6.0 mm Cancellous, partially threaded Lengths: 30 mm–120 mm (5 mm increments)	8061-030-120
6.5 mm Cancellous, fully threaded Lengths: 30 mm–120 mm (5 mm increments)	8065-030-120
Disposables	
Drill, large Hudson, cannulated, 5.5 mm	0232-100
Drill, AO, 4.0 mm × 165 mm	S0210-200
Drill, AO, calibrated, 4.0 mm × 280 mm	S0219-100
Drill, AO, calibrated, sterile, 5.5 mm	S0288-200
Step Drill, AO, calibrated, sterile, 4.8 mm/6.0 mm	S0289-100
Guide Pin, 3.2 mm × 330 mm	S0100-000
Tap, large Hudson, cortical, 5.0 mm	S0260-000

Titanium Proximal Tibia Plating System	40
SuturePlate™ II Patella Fracture Repair System	42
Patella Fracture Set.....	44
Mesh Plate for Patella Fracture	45
RAMP Lesion Meniscus Repair.....	47
Knee Scorpion™ Suture Passer	47
Meniscal Root Repair Kits.....	48
Meniscal Root Marking Hook.....	48
FiberStitch™ All-Inside Meniscal Repair.....	49
ZoneNavigator™ System.....	50
Mini SutureTape.....	50
Collateral Ligament Reconstruction Set.....	51
Medial Collateral Ligament (MCL) Augmentation	52
FiberTag® TightRope® Implant.....	52
ACL TightRope II Implant.....	53
SwiveLock® ACL Repair Kit.....	53
FastThread™ BioComposite Interference Screw	54
FastThread PEEK Interference Screw.....	55
ACL ToolBox Instrumentation Set.....	56



The Titanium Proximal Tibia Plating System builds onto the Titanium Lower Extremity Plating System (ankle and distal tibia) with the addition of lateral and posteromedial proximal tibia plating options, plateau-specific instruments, and longer screws. All plates accept 4.0 mm fixed-angle locking, 3.5 mm variable-angle locking, 3.5 mm cortical, 4.0 cancellous, 2.7 mm variable-angle locking, and 2.7 mm cortical screws. A single screwdriver can be used for all screw sizes.

- Variable-angle capabilities in all holes
- Snap-in guides save time when drilling nominal-angle locking screws
- Variable-angle drill guide allows percutaneous screw insertion through the sleeve

Lateral Plate

- Plating can be performed using the carbon fiber percutaneous jig for a minimally invasive technique.
- K-wire holes throughout the plate assist provisional placement and fracture reduction
- Multiple length options: 2 holes through 14 holes

Posteromedial Plate

- Plate wraps from posterior to medial to facilitate the incision
- Available in 4-, 5-, and 8-hole lengths

Titanium Proximal Tibia Plates

Product Description	Item Number
Proximal Lateral Tibia Plate, left, 2-hole	3081-002
Proximal Lateral Tibia Plate, left, 3-hole	3081-003
Proximal Lateral Tibia Plate, left, 5-hole	3081-005
Proximal Lateral Tibia Plate, left, 8-hole	3081-008
Proximal Lateral Tibia Plate, left, 11-hole	3081-011
Proximal Lateral Tibia Plate, left, 14-hole	3081-014
Proximal Lateral Tibia Plate, right, 2-hole	3082-002
Proximal Lateral Tibia Plate, right, 3-hole	3082-003
Proximal Lateral Tibia Plate, right, 5-hole	3082-005
Proximal Lateral Tibia Plate, right, 8-hole	3082-008
Proximal Lateral Tibia Plate, right, 11-hole	3082-011
Proximal Lateral Tibia Plate, right, 14-hole	3082-014
Proximal Posteromedial Tibia Plate, left, 4-hole	3085-004
Proximal Posteromedial Tibia Plate, left, 5-hole	3085-005
Proximal Posteromedial Tibia Plate, left, 8-hole	3085-008
Proximal Posteromedial Tibia Plate, right, 4-hole	3086-004
Proximal Posteromedial Tibia Plate, right, 5-hole	3086-005
Proximal Posteromedial Tibia Plate, right, 8-hole	3086-008

Titanium Proximal Tibia Screws

Product Description	Item Number
Instruments	
Proximal Tibial Plate Tray	9955-000
Screws	
4.0 mm Fixed Angle Locking Screws (FAL), 10 mm-38 mm (2 mm increments)	8094-010-038
Screw, 3.5 mm × 20 mm-100 mm (2 mm increments)	8100-020-100
VAL Screw, 3.5 mm × 65 mm-100 mm (5 mm increments)	8088-065-100
Instruments	
Titanium Proximal Tibial Screw Caddy	9957-000

Titanium Proximal Tibia Instruments

Product Description	Item Number
Instruments	
Targeting Drill Guide, Ø2.8 mm	0380-000
Fixed Angle Drill Guide, Ø2.8 mm	0381-000
Hook Tip Depth Gauge	0550-000
Screw Sheath Depth Gauge	0552-000
Unicortical Depth Gauge	0553-000
Targeting Screw Sheath	0660-000
Targeting Arm Obturator	0661-000
King Tong Forceps	0916-000
Soft Tissue Elevator	0917-000
Reduction Forceps	0918-000
Calibrated Drill, Ø2.8 mm, proximal	4032-000
Calibrated Drill, Ø2.8 mm, distal	4040-000
Attachment Bolt	4916-000

Titanium Proximal Tibia Plating System (Cont.)

Titanium Proximal Tibia Instruments

Product Description	Item Number
Instruments (Cont.)	
Targeter Alignment Lock/Ø2.8 mm Drill Guide	4914-000
Targeter Alignment Lock/Ø1.5 mm Pin Guide	4915-000
Targeting Arm Distal Alignment Post	4918-000
Targeting Arm Distal Alignment Lock	4919-000
Targeting Arm, proximal, tibia plate, small bend, left	4920-000
Targeting Arm, proximal, tibia plate, small bend, right	4921-000
Hex Driver, AO style, 5 mm	5001-000
Capturing T10 Driver	5042-000
Wrench, targeting sheath	5040-000
Driver, targeter sheath	5044-000
Titanium Proximal Tibial Instrument Tray	9956-000
Disposables	
Guide Pin, Ø1.5 mm	0109-230
Calibrated Drill, Ø2.8 mm, proximal	4032-000
Calibrated Drill, Ø2.8 mm, distal	4040-000


Titanium Lower Extremity Instruments (Optional)

Product Description	Item Number
Hook Plate Drill Guide	0347-000
Drill Guide, 1.9 mm	0348-000
Drill Guide, 2.8 mm	0349-100
Snap-In Drill Guide, 2.8 mm	0352-100
Snap-In Drill Guide, 1.9 mm	0354-000
Drill Guide, 3.5 mm	0355-000
Parallel Pin Guide, 1.5 mm	0356-000
Guide Pin Depth Gauge	0541-000
Hook Tip Depth Gauge, Ankle Plate System	0543-000
Screw Sheath	0643-000
Forceps, lobster claw, serrated	0819-000
Plate Holding Forceps	0824-200
Temporary Fixation Pin Compression Wheel	0832-100
Bending Iron, ankle plates	0843-100
Small Frag Bone Pick, 6 in	0900-000
Bone Reduction Forceps, curved, pointed, long ratchet	0901-100
Mini Hohmann Retractor, 6.5 in, 8 mm blade width	0903-000
Mini Hohmann Retractor, 6 in broad tip, 15 mm blade width	0904-000
Suture Passing Dissector	0906-000
Lamina Spreader, ankle plates	0907-000
Queen Tong Forceps	0908-000
Prince Tong Forceps	0909-000
Elevator, 5 mm periosteal	0911-100
Elevator, 10 mm periosteal	0912-100
Countersink	4006-000
T15 Cannulated Screwdriver	5014-000
Captured T10 Screwdriver	5015-100
Fixed Small Axial Handle, AO quick connect	5017-100

Product Description	Item Number
Screw Gripper	5022-000
Power Torque Limiting Adapter, 1.7 mm, AO style	5023-000
Captured T10 Screwdriver, short	5025-100
Ratcheting Torque Limiting Handle, 1.7 mm, AO style	5027-000
Plate Bending Tool	9127-000
Titanium Lower Extremity Instrument Tray	9937-000
Disposables	
1.5 mm Guide Pin, nonthreaded	0109-150
1.5 mm Guide Pin, fast-threaded	0120-150
Temporary Fixation Pin	0121-000
Drill, 1.9 mm	4008-000
Drill, 2.8 mm	4009-100
Cannulated Drill, 2.8 mm	4010-100
Cortical Tap (AO Style), 2.7 mm	4023-000
Cortical Tap (AO Style), 3.5 mm	4024-100
Drill, 3.5 mm	4025-000
Quick Drill, 2.8 mm	4027-000
Quick Drill, 1.9 mm	4028-000
Cortical Tap (AO Style), 4.0 mm	4029-000

Titanium Lower Extremity Screws

Product Description	Item Number
Instruments	
Titanium Lower Extremity Screw Tray	9938-000
Implants	
Small Fragment Washer	3075-000
Cannulated Headless Compression Screw, 1/4 thread, 3.5 mm × 20 mm-60 mm (2 mm increments)	0354-000
Cannulated Headless Compression Screw, 1/2 thread, 3.5 mm × 20 mm-60 mm (2 mm increments)	0355-000
Screw, 2.4 mm × 10 mm-40 mm (2 mm increments)	8082-010-040
Screw, 2.7 mm × 10 mm-50 mm (2 mm increments)	8083-010-050
Screw, 3.5 mm × 10 mm-50 mm (2 mm increments), 55 mm, 60 mm	8084-014-060
Screw, fully threaded, 4.0 mm × 14 mm-50 mm (2 mm increments), 55 mm, 60 mm	8085-014-060
Screw, partially threaded, 4.0 mm × 18 mm-50 mm (2 mm increments), 55 mm, 60 mm	8086-018-060
Variable Angle Locking Screw, 2.7 mm × 10 mm-50 mm (2 mm increments)	8087-010-050
Variable Angle Locking Screw, 3.5 mm × 10 mm-50 mm (2 mm increments), 55 mm, 60 mm	8088-010-060
Cannulated Screw, partially threaded, 4.0 mm × 34 mm-50 mm (2 mm increments), 55 mm, 60 mm	8096-034-060



SuturePlate™ II Patella Fracture Repair System consists of a titanium locking plate using 3.0 mm variable-angle locking (VAL) screws from the CFS system or KreuzLock™ screw system. Suture holes in the plate provide points for soft-tissue reattachment or ligament bracing. In addition to the plate, QuickFix™ 4.0 mm cannulated screws can be used to apply compression through certain fragments.

Patella Star Set (AR-13070TS)

Product Description	Item Number
Instruments	
Patella SuturePlate II Trial Arrow	AR-13070A-T
Patella SuturePlate II Trial Star, small	AR-13070S-T
Patella SuturePlate II Trial Star, medium	AR-13070M-T
Patella SuturePlate II Trial Star, large	AR-13070L-T
Patella SuturePlate II Trial Star, pole fracture, small	AR-13070S-P-T
Patella SuturePlate II Trial Star, pole fracture, medium	AR-13070M-P-T
Patella SuturePlate II Trial Star, pole fracture, large	AR-13070L-P-T
Patella SuturePlate II Arrow, sterile	AR-13070A-S
Patella SuturePlate II Star, small, sterile	AR-13070S-S
Patella SuturePlate II Star, medium, sterile	AR-13070M-S
Patella SuturePlate II Star, large, sterile	AR-13070L-S
Patella SuturePlate II Star Plate Pole Fracture, small, sterile	AR-13070S-P-S
Patella SuturePlate II Star Plate Pole Fracture, medium, sterile	AR-13070M-P-S
Patella SuturePlate II Star Plate Pole Fracture, large, sterile	AR-13070L-P-S

Screws

Product Description	Item Number
VAL Screw, Ti, 3 mm × 10 mm-40 mm, qty. 4	AR-8933V-10 – 40
Compression Screws	
QuickFix Screw, cannulated shaft, cancellous, titanium, 4 mm × 40 mm	AR-8740-40PTS
QuickFix Screw, cannulated shaft, cancellous, titanium, 4 mm × 42 mm	AR-8740-42PTS
QuickFix Screw, cannulated shaft, cancellous, titanium, 4 mm × 44 mm	AR-8740-44PTS
QuickFix Screw, cannulated shaft, cancellous, titanium, 4 mm × 46 mm	AR-8740-46PTS
QuickFix Screw, cannulated shaft, cancellous, titanium, 4 mm × 48 mm	AR-8740-48PTS
QuickFix Screw, cannulated shaft, cancellous, titanium, 4 mm × 50 mm	AR-8740-50PTS
QuickFix Screw, cannulated shaft, cancellous, titanium, 4 mm × 52 mm	AR-8740-52PTS
QuickFix Screw, cannulated shaft, cancellous, titanium, 4 mm × 54 mm	AR-8740-54PTS
QuickFix Screw, cannulated shaft, cancellous, titanium, 4 mm × 56 mm	AR-8740-56PTS
QuickFix Screw, cannulated shaft, cancellous, titanium, 4 mm × 58 mm	AR-8740-58PTS
QuickFix Screw, cannulated shaft, cancellous, titanium, 4 mm × 60 mm	AR-8740-60PTS
Optional (not included in the screw caddy)	
QuickFix Screw, cannulated shaft, cancellous, titanium, 4 mm × 28 mm-38 mm	AR-8740-28PTS to 38PTS

Instruments, 3 mm System

Product Description	Item Number
Patella Repositioning Clamp	AR-13055
Positioning Handle	AR-14024
Bending Guide, locking, 3 mm	AR-8950-09
Trim-It™ Depth Gauge, small	AR-4166
Driver for 3 mm Locking Screws, T10 hexalobe	AR-8944DH
Drill Bit, 2 mm	AR-8944-22
Drill Guide, locking, threaded, 3 mm	AR-8950-07
Handle QC, ratcheting, cannulated	AR-8950RH
Weber Clamp	AR-8943-24
Bone Reduction Forceps, curved, pointed, qty. 2	AR-8943-07

Instruments (for QuickFix™ screws)

Product Description	Item Number
Guidewire, with trocar tip, Ø 1.35 mm	AR-8737-01
Depth Guide, cannulated, 4 mm	AR-8737-10
Drill Guide, 2.6 mm/1.35 mm	AR-8943-03
Drill Bit, cannulated, 2.6 mm, qty. 2	AR-8943-02
Driver Shaft, for QuickFix screws, cannulated, T15 hexalobe	AR-8943-12
Holding Sleeve, for 2.7 mm, 3.5 mm, and 4 mm screws	AR-8943-11

Disposables

Product Description	Item Number
K-Wire, 1.6 mm × 150 mm	AR-14016
BB-Tak, threaded	AR-13226T
BB-Tak	AR-13226

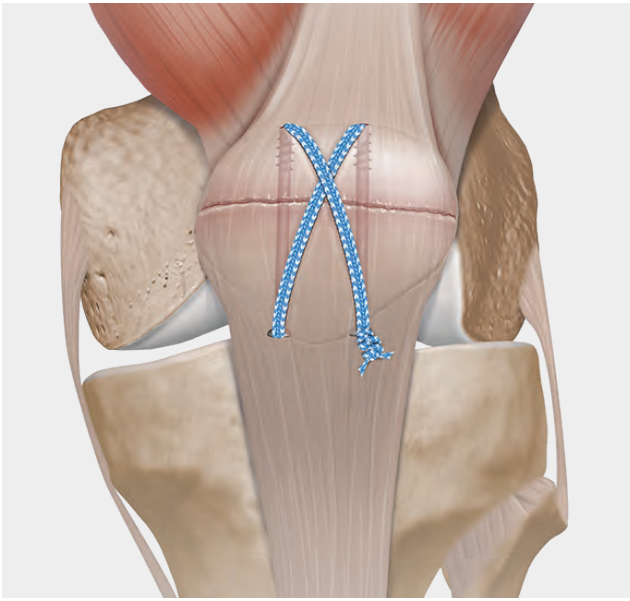
Literature

Product Description	Item Number
Patella SuturePlate II Fracture Management Surgical Technique	LT1-000206-en-US

Multimedia

Product Description	Item Number
SuturePlate II Patella Fracture Repair System, animation	AN1-000279-en-US

Patella Fracture Set



The innovative Patella Fracture Set comprehensively addresses patella fractures. Once the 4.0 mm blunt-tip cannulated lag screws are placed, FiberTape® suture on a specially designed 5 inch needle can easily be passed through the screws, allowing tension-band fixation. The screw's smooth tip was specifically designed to avoid cutting the suture. This construct has been shown to be stronger than traditional K-wire with cerclage wire constructs.¹


This convenient set also includes the tools needed to perform traditional repairs with K-wires and cerclage wire, as well as sternal wire drivers, Weber clamps, drill guides, and stout wire cutters. Unique to this set is an adjustable parallel offset guide, a C-ring drill guide with an incorporated measurement device, and a cerclage wire passer to effectively pass wire through the quad and patellar tendons.

Patella Fracture Set (a) (AR-5050S)

Product Description	Item Number
Patella Fracture Set Case	AR-5050C
4.0 mm Blunt-Tip Cannulated Lag Screws, 24 mm-60 mm	AR-5051-24 – 60
FiberTape Suture w/ Needle, 17 in	AR-7237-17LN

Reference

1. Arthrex, Inc. Data on file (APT-03733). Naples, FL; 2018.





The Arthrex mesh plate is available in standard and short lengths. Surgeons have the ability to cut the plate in order to size and fit the specific fracture needs. Bending irons can be used to contour the plate to the patient's specific anatomy. The stainless steel plates use 2.7 mm locking and nonlocking screws, while the titanium plates use 3.0 mm locking and non-locking screws. The areas between screw fixation can be used as reattachment points for soft tissue or ligament bracing. In addition to the plate, a 4.0 mm blunt-tipped cannulated lag screw can be used to apply compression to patellar fragments.

Mesh Plating System, Stainless Steel (AR-8957S)

Product Description	Item Number
Instruments	
TRIM-IT™ Depth Gauge, small	AR-4166
Bending Pliers, qty. 2	AR-8941BP
Screw Holding Forceps, self-retaining	AR-8941F
Bone Reduction Forceps, curved, pointed, qty. 2	AR-8943-07
Bending Iron Plate, qty. 2	AR-8943-18
Weber Clamp	AR-8943-24
Drill Bit, 2 mm, qty. 2	AR-8944-22
Drill Bit, 2.7 mm	AR-8827D-01
Drill Guide, 2.0 mm/2.7 mm	AR-8827D-02
Driver, T10 hexalobe, qty. 2	AR-8944DH
Drill Guide, locking, threaded, 3 mm, qty. 2	AR-8950-07
Locking Bending Guide, 3 mm, qty. 2	AR-8950-09
Handle QC, ratcheting, cannulated	AR-8950RH
Plate Cutter, curved cut	AR-8957-05
Plate Cutter, straight cut	AR-8957-06
Instrument Case	AR-8957C
Plates	
Mesh Plate, short	AR-8957-04
Mesh Plate, long	AR-8957-02
Screws, Stainless Steel	
Low Profile Screws, cortical, 2.7 mm × 10 mm-50 mm (2 mm increments)	AR-8827-10 – 50
Low Profile Locking Screws, 2.7 mm × 10 mm-50 mm (2 mm increments)	AR-8827L-10 – 50

Mesh Plate for Patella Fracture (Cont.)

New!


Mesh Plating System, Titanium (AR-8957TS)

Product Description	Item Number
Instruments	
TRIM-It™ Depth Gauge, small	AR-4166
Drill Guide, VAL, 3 mm	AR-8933GV
Drill Guide, VAL, 3 mm, qty. 4	AR-8933GVN
Bending Pliers, qty. 2	AR-8941BP
Screw Holding Forceps, self-retaining	AR-8941F
Bone Reduction Forceps, curved, pointed, qty. 2	AR-8943-07
Bending Iron Plate, qty. 2	AR-8943-18
Weber Clamp	AR-8943-24
Drill Guide, 2.0 mm/3.0 mm	AR-8943-31
Drill Bit, 2.0 mm, qty. 2	AR-8944-22
Driver, T10 hexalobe, qty. 2	AR-8944DH
Drill Bit, 3.0 mm	AR-8950-05
Drill Guide, locking, threaded, 3 mm, qty. 2	AR-8950-07
Locking Bending Guide, 3 mm, qty. 2	AR-8950-09
Handle QC, ratcheting, cannulated	AR-8950RH
Plate Cutter, curved cut	AR-8957-05
Plate Cutter, straight cut	AR-8957-06
Instrument Case	AR-8957TC
Plates	
Mesh Plate, short	AR-8957-03
Mesh Plate, long	AR-8957-01
Screws, Titanium	
Low Profile Screws, cortical, Ti, 3.0 mm × 10 mm-50 mm (2 mm increments)	AR-8933-10 – 50
VAL Screws, Ti, 3 mm × 10 mm-40 mm, qty. 4	AR-8933V-10 – 40

Patella Fracture Set (AR-5050S)

Product Description	Item Number
Patella Fracture Set Case	AR-5050C
4.0 mm Blunt-Tip Cannulated Lag Screws, 24 mm-60 mm	AR-5051-24 – 60
FiberTape Suture w/ Needle, 17 in	AR-7237-17LN
Instruments	
Over-the-Wire Depth Gauge	AR-5050-02
AO Pull Release Ratcheting Driver	AR-5050-03
Sternal Wire Driver	AR-5050-04
Small Weber Clamp, long throw	AR-5050-05
Patellar Measurement Device	AR-5050-06
Drill Guide, 2.0 mm/1.6 mm	AR-5050-07
Stout Wire Cutter, 9 in	AR-5050-08
Pliers, medium length	AR-5050-09
Passer, cerclage wire, bent	AR-5050-10
Parallel Drill Guide, patella fracture	AR-5050-11
Patella Fracture Instrument Case	AR-5050C
Screw Holding Forceps, self-retaining	AR-8941F
Drill Bit, cannulated, 2.6 mm	AR-8943-02
Drill Guide, 2.6 mm/1.35 mm	AR-8943-03
Bone Tap, cannulated, 2.6 mm	AR-8943-06
Screwdriver, T15 hexalobe, cannulated	AR-8943-09
Holding Sleeve for 2.7 mm, 3.5 mm, and 4.0 mm screws	AR-8943-11
Driver, cannulated, QC, T15 hexalobe	AR-8943-12
Depth Device, 2.7 mm/3.5 mm/4.0 mm, low-profile	AR-8943-15
Freer Elevator	AR-8943-19
Sharp Hook	AR-8943-21
Weber Clamp	AR-8943-24

RAMP Lesion Meniscus Repair



A RAMP lesion is a disruption of the meniscotibial ligament and the posteromedial meniscus in the meniscocapsular zone. The lesion is commonly associated with ACL injuries and is often misdiagnosed.¹ Disruption of the posterior horn of the medial meniscus could lead to excessive forces within the knee joint and surrounding structures. The QuickPass™ SutureLasso™ suture passer is preloaded with a 2-0 FiberStick™ suture and offered with a left or right 25° curve and a 1.5 mm tip.

Product Description	Item Number
QuickPass SutureLasso Suture Passer, 25°, curved right	AR-6068-25R
QuickPass SutureLasso Suture Passer, 25°, curved left	AR-6068-25L

Reference

1. Peltier A, Lordin TD, Lustig S, Servien E, Maubisson L, Neyret P. Posteromedial tears may be missed during anterior cruciate ligament reconstruction. *Arthroscopy*. 2015;31(4):691-698. doi:10.1016/j.arthro.2014.12.003

Knee Scorpion™ Suture Passer



The low-profile Knee Scorpion suture passer allows access in tight recesses of the knee for passing 0 or 2-0 FiberWire® suture. Ergonomically designed for one-handed use, the Knee Scorpion suture passer adds simplicity to suture passing, efficiently passing and retrieving suture in one step. Achieve a variety of suture configurations for soft-tissue repair and fixation using the Knee Scorpion suture passer.

Product Description	Item Number
Knee Scorpion Suture Passer	AR-12990
Knee Scorpion Needle	AR-12990N

Accessories

Product Description	Item Number
Knot Pusher/Suture Cutter (Disposable)	AR-5815
Measurement Probe	AR-13920P
2-0 Knot Pusher	AR-1296D

Meniscal Root Repair Kits



Complete transtibial meniscal root repairs with the convenient Meniscal Root Repair Kit, which contains an 8 mm × 3 mm PassPort Button™ cannula and a Knee Scorpion™ needle for passing 2-0 and 0 FiberWire® suture with the Knee Scorpion™ suture passer. Various suture configurations are possible with 2-0 FiberStick™ and 0 FiberLink™ and TigerLink™ sutures. Prepare the bone socket and create the transtibial tunnel using the 6 mm FlipCutter® II reamer. Secure the repair with a 4.75 mm BioComposite SwiveLock® anchor.

Product Description	Item Number
Meniscal Root Repair Kit w/ BioComposite SwiveLock Anchor	AR-4550BC
Knee Scorpion Needle FlipCutter II Reamer, 6 mm PassPort Button Cannula, 8 mm × 3 cm 2-0 FiberStick Suture, qty. 2 SutureLasso™ Needle w/ Nitinol Passing Wire 0 FiberLink Suture, 0 TigerLink Suture BioComposite SwiveLock Anchor, 4.75 mm × 19.1 mm Spade-Tip Drill Bit SwiveLock Anchor Tap, for hard bone	
Meniscal Root Repair Kit w/ PEEK SwiveLock Anchor	AR-4550P
Knee Scorpion Needle FlipCutter II Reamer, 6 mm PassPort Button Cannula, 8 mm × 3 cm 2-0 FiberStick Suture, qty. 2 SutureLasso Needle w/ Nitinol Passing Wire 0 FiberLink Suture, 0 TigerLink Suture PEEK SwiveLock Anchor, 4.75 mm × 19.1 mm Spade-Tip Drill Bit SwiveLock Anchor Tap, for hard bone	
Meniscal Root Repair Kit	AR-4550
Knee Scorpion Needle FlipCutter II Reamer, 6 mm PassPort Button Cannula, 8 mm × 3 cm Two 2-0 FiberStick Sutures 2-Hole Suture Button, 3.5 mm SutureLasso Needle w/ Nitinol Passing Wire Two 0 FiberLink Sutures	

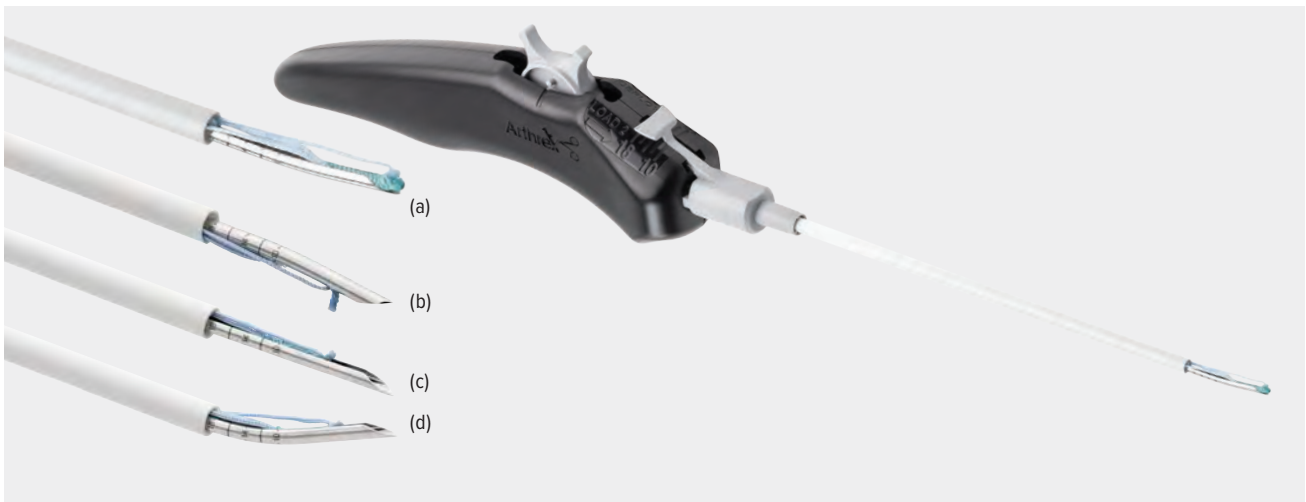
Meniscal Root Marking Hook



The meniscal root marking hook offers adjustable, posterior tibia-referencing root repair for transosseous bone preparation with the FlipCutter® II drill. The “over-the-back” hook and ratcheting drill sleeve provide 2-point fixation and guided stability during drilling. The locking mechanism aids with insertion into the joint and the low-profile design avoids intact anatomy, while allowing arthroscopic visualization of the repair site. The guide offers 3 offsets for bone socket preparation: 5 mm, 7.5 mm, or 10 mm from the posterior tibia. The guide can be rotated for optimal tunnel position and subsequent knotless fixation with a SwiveLock® anchor.

Product Description	Item Number
Locking Guide	AR-1610LG
Meniscal Root Marking Hook	AR-1610MR

FiberStitch™ All-Inside Meniscal Repair



The FiberStitch implant is an innovative all-inside meniscal repair system that replaces hard PEEK implants with soft suture sheaths. The implant sheaths are secured in a double-mattress configuration with 2-0 coreless FiberWire® suture. The ergonomic handle is designed for single-handed implant delivery and active implant deployment technology minimizes needle exposure beyond the meniscus, eliminating the need to past-point the needle.


- **Optimized curves:** FiberStitch delivery system offers 4 different curves to accommodate various meniscus tear configurations: 12° up curve; straight; 12° reverse curve; and 24° up curve.
- **Low-profile suture implants:** The low-profile suture implants replace traditional hard PEEK plastic anchors. Low-profile 2-0 coreless FiberWire suture prevents tissue cut-through and minimizes friction against articular cartilage.¹
- **One-handed deployment:** The ergonomic handle and easy implant deployment wheel allows true one-handed implant delivery.
- **Active implant deployment:** The implants are deployed from the tip of the needle, reducing needle exposure beyond the meniscus and the need to past point the delivery needle.
- **Adjustable depth stop:** The integrated depth stop can be set with a single hand. Convenient markings in 2 mm increments allow setting adjustments from a minimum of 10 mm to a maximum of 18 mm.

Product Description	Item Number
FiberStitch Implant (a)	AR-4570
FiberStitch Implant, reverse curve (b)	AR-4570R
FiberStitch Implant, straight (c)	AR-4570S
FiberStitch Implant, 24° curve (d)	AR-4570-24
Knot Pusher/Suture Cutter w/ Portal Skid	AR-5845
Knot Pusher/Suture Cutter	AR-5815
Portal Skid	AR-4505
Meniscal Dart Probe	AR-4008
2-0 Suture Cutter, straight	AR-11790
2-0 Suture Cutter, 15° up curve	AR-11791

Reference

1. Bisson LJ, Manohar LM, Wilkins RD, et al. Influence of suture material on the biomechanical behavior of suture-tendon specimens: a controlled study in bovine rotator cuff. *Am J Sports Med.* 2008;36(5):907-912. doi:10.1177/0363546508314793

ZoneNavigator™ System




The ZoneNavigator system precisely places suture for inside-out meniscus repair. Three interchangeable cannulas are available to reach any portion of the meniscus for passing vertical or horizontal mattress sutures on the superior or inferior aspect of the meniscus. The ergonomic handle controls needle advancement in 1 cm increments.

Product Description	Item Number
ZoneNavigator System Handle	AR-7900
ZoneNavigator System Anterior Cannula (a)	AR-7905
ZoneNavigator System Cannula, left posterior (b)	AR-7910L
ZoneNavigator System Cannula, right posterior (c)	AR-7910R
Needle Catcher (d)	AR-6660

Suture

Product Description	Item Number
2-0 Mini SutureTape Meniscus Repair Needles, qty. 2	AR-7523
2-0 FiberWire® Suture Meniscus Repair Needles, small, qty. 2	AR-7223SM

Mini SutureTape



The 2-0 Mini SutureTape meniscus repair needles are made of standard-length stainless steel with a 38 inch length. The 0.9 mm Mini SutureTape disperses the compressive force across a larger area compared to round suture. This allows surgeons to perform standard inside-out meniscus repair with all the benefits of FiberWire suture and SutureTape.

Product Description	Item Number
2-0 Mini SutureTape Meniscus Repair Needles	AR-7523
2-0 Mini SutureTape, no needles	AR-7521

2-0 FiberWire Meniscus Repair Needles

Product Description	Item Number
2-0 FiberWire Suture Meniscus Repair Needles, qty. 2	AR-7223
2-0 FiberWire Suture Meniscus Repair Needles, small, qty. 2	AR-7223SM

2-0 FiberLink™ and TigerLink™ SutureTape

Product Description	Item Number
FiberLink SutureTape, 0.9 mm, white/black	AR-7559
TigerLink SutureTape, 0.9 mm, white/black	AR-7559T

Collateral Ligament Reconstruction Set



The Collateral Ligament Reconstruction Set allows for precision-based, biomechanically validated anatomic reconstructions of individual components and main structures of the posterolateral and medial knee. For minimally invasive and open techniques performed during fibular-based reconstructions, use the unique fibular marking hook, which tightly contours the fibular head and enables surgeons to get around anatomic structures while placing the 8 mm-diameter paddle. This marking hook was designed specifically to fit onto the fibular attachment of the popliteofibular ligament (PFL).

The tibial marking hook was designed for posterolateral and medial/posteromedial tibia-based reconstructions. The ergonomic, 8 mm-diameter paddle provides tactile feedback upon entry into the posterior popliteal sulcus and confirms the zebra guide pin's exit point during posterolateral corner reconstructions.

Increase the efficiency of anatomic tunnel drilling using the parallel drill guide, which reduces divergent tunnels and allows precision placement at multiple incremental distances for medial and lateral femoral-based reconstructions.

Collateral Ligament Reconstruction Set (AR-5500S)

Product Description	Item Number
Fibular Marking Hook	AR-5500
Tibial Collateral Marking Hook	AR-5501
Femoral Collateral Marking Hook	AR-5502
Parallel Drill Guide	AR-5503
Collateral Ligament Retractor	AR-5504
Drill Sleeve, 2.4 mm	AR-5505
Collateral Ligament Rasp	AR-5506
RetroConstruction™ Drill Guide Handle	AR-1510H
Cannulated Drill, 6 mm	AR-1206L
Cannulated Drill, 7 mm	AR-1207L
Cannulated Drill, 8 mm	AR-1208L
Cannulated Drill, 9 mm	AR-1209L
Cannulated Drill, 10 mm	AR-1214L
Graft Sizing Block	AR-1886

Accessories

Product Description	Item Number
Zebra Guide Pin, 2.4 mm, open eyelet	AR-1250Z
ACL TightRope® Drill Pin II, 4 mm, open eyelet	AR-1595T
Tunnel Notcher for Bio-Interference Screw	AR-1845
#2 FiberLoop® Suture w/ Straight Needle	AR-7234
#2 FiberStick™ Suture, 50 in (blue), one end stiffened, 12 in	AR-7209

Implants

Product Description	Item Number
FiberTag® TightRope® Implant	AR-1588RTT
FiberTag TightRope ABS Implant	AR-1588TNT
TightRope II RT Implant w/ Deploying Suture	AR-1588RT-2J
TightRope II RT Implant w/ FiberTape® Suture for InternalBrace™ Technique	AR-1588RT-IB
ACL BioComposite SwiveLock® Fixation Kit	AR-1593-BC
ACL PEEK SwiveLock Fixation Kit	AR-1593-P
TightRope II ABS Implant	AR-1588TN-20
TightRope II ABS Implant, open	AR-1588TN-21
TightRope ABS Button, round, concave, 11 mm	AR-1588TB-3


FastThread™ BioComposite Interference Screws

Product Description	Item Number
6 mm × 20 mm Screws (used with 6 mm driver)	AR-4020C-06
7 mm-10 mm × 20 mm Screws	AR-4020C-07 – 10
7 mm-12 mm × 30 mm Screws	AR-4030C-07 – 12

Literature

Product Description	Item Number
Collateral Ligament Brochure	LB1-0127-EN

Medial Collateral Ligament (MCL) Augmentation



MCL Implant System for *InternalBrace* Repair


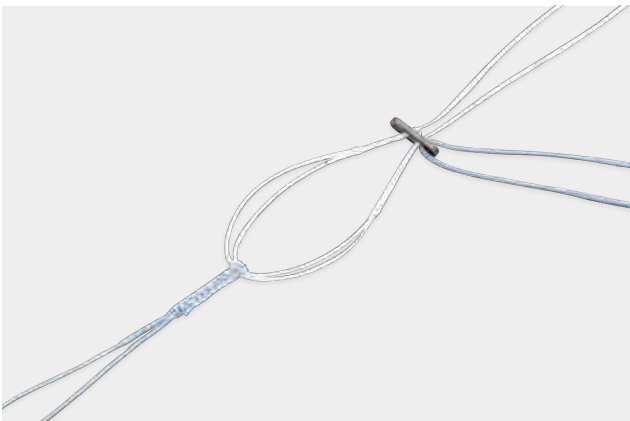
Product Description	Item Number
MCL Implant System for <i>InternalBrace</i> Repair	AR-5511-CP
BioComposite SwiveLock Anchor, 4.75 mm × 15 mm, qty. 2	
Shoehorn Cannula	
Cannulated Drill Bit, 4.5 mm	
Guide Pins, 2.4 mm × 8 in, qty. 2	
SwiveLock Punch/Tap, 4.75 mm, disposable	
FiberTape Suture, 17 in	
#2 FiberWire Suture, qty. 2	

The MCL implant system for *InternalBrace*™ repair consists of a 2 mm-wide FiberTape® suture that spans the distance between 2 knotless SwiveLock® anchors to augment, or enhance, primary MCL repairs. FiberTape sutures have been used for 10 years in more than 1.5 million tendon or ligament-bridging repairs.¹

Reference

1. Arthrex, Inc. LA1-0237-EN. Naples, FL; 2009.


FiberTag® TightRope® Implant



The FiberTag TightRope implant facilitates attachment of single-stranded grafts to the ACL TightRope RT and ABS implants. FiberTag suture is integrated into the TightRope implant for a strong, consistent connection between the suture and TightRope loop. A simplified suturing technique, along with innovative packaging and the new GraftClamp instrument, make graft preparation fast and reproducible.

Product Description	Item Number
ACL TightRope With FiberTag Suture	AR-1588RTT
ACL TightRope With FiberTag Suture, ABS	AR-1588TNT
GraftClamp Graft Preparation Instrument	AR-2386T

ACL TightRope® II Implant



As the first adjustable-loop cortical suspensory fixation implant to use a flat SutureTape design, the new ACL TightRope II implant offers better handling characteristics and is more resistant to graft abrasion or tissue pull-through than traditional round sutures.¹ Engineered for precise graft tensioning, the adjustable-loop mechanism allows for incremental retensioning of the graft construct after the implants have been secured on the cortex. The redesigned cortical button now incorporates a proprietary knotless fifth locking mechanism, increasing strength and resistance to cyclic displacement.²

Product Description	Item Number
Implants	
ACL TightRope® II RT w/ Deploying Sutures	AR-1588RT-2J
ACL TightRope II RT for <i>InternalBrace</i> ™ Technique	AR-1588RT-IB
BTB TightRope II w/ Deploying Sutures	AR-1588BTB-2J
BTB TightRope II for <i>InternalBrace</i> Technique	AR-1588BTB-IB
TightRope II ABS Implant	AR-1588TN-20
TightRope II ABS Implant, open	AR-1588TN-21
ABS Buttons	
Concave TightRope ABS Button 11 mm, round	AR-1588TB-3
Concave TightRope ABS Button 14 mm, round	AR-1588TB-4
Concave TightRope ABS Button 20 mm, round	AR-1588TB-5

References

1. Arthrex, Inc. Data on file (LA1-00038-EN_B). Naples, FL; 2017.
2. Arthrex, Inc. Data on file (APT-G01155). Munich, Germany; 2020.

SwiveLock® ACL Repair Kit




Over the past decade, there has been a renewed interest in primary repair as a potential treatment for certain patterns of ACL rupture. Primary ACL repair, performed through an arthrotomy, was largely abandoned by the mid-1990s due to unpredictable and inconsistent clinical outcomes. However, careful analysis of the older data reveals that certain subgroups, especially patients with proximal tears and good to excellent tissue quality, had better clinical outcomes than the group as a whole.¹

Product Description	Item Number
ACL SwiveLock® Anchor Repair Kit	AR-1594
8 mm × 30 mm PassPort Button™ Cannula 2.4 mm Crown-Tip Drill Guide 2.4 mm Cannulated Drill w/ SutureLasso™ Suture Passer SD Loop #2 TigerWire® Suture #2 FiberWire® Suture 4.75 mm SwiveLock Anchor Punch/Tap (2x) BioComposite SwiveLock Anchor, 4.75 mm × 19.1 mm SwiveLock Anchor 4.75 mm × 19.1 mm w/ Extended Length FiberTape® Loop	
Product Description	
2.4 mm Cannulated Drill w/ SutureLasso Suture Passer SD Loop	AR-1594D-24

Reference

1. van der List JP, DiFelice GS. Role of tear location on outcomes of open primary repair of the anterior cruciate ligament: a systematic review of historical studies. *Knee*. 2017;24(5):898-908. doi:10.1016/j.knee.2017.05.009

FastThread™ BioComposite Interference Screw



FastThread BioComposite interference screws are a completely new design with a prominent leading and large thread pitch to facilitate screw engagement and advancement. Vented sidewalls and screw geometry decrease material by 22% without losing insertion or fixation strength.¹ The cannulation and fenestrations in the screw design allow for bony ingrowth and channeling of biologic growth factors during healing.¹

The screws, which come in 20 mm and 30 mm lengths, offer excellent strength on insertion and have been biomechanically tested.²

FastThread BioComposite Interference Screws

Product Description	Item Number
6 mm × 20 mm (used with 6 mm driver)	AR-4020C-06
7 mm-10 mm × 20 mm Screws	AR-4020C-07 – 10
7 mm-12 mm × 30 mm Screws (a)	AR-4030C-07 – 12

Drivers for 6 mm × 20 mm Screws

Product Description	Item Number
Fixed Handle Driver	AR-4019D
Quick Connect Driver Shaft	AR-4019D-1

Drivers for 7 mm-12 mm Screws

Product Description	Item Number
Fixed Handle Driver for 20 mm and 30 mm Screws	AR-1996CD
Quick Connect Driver for 20 mm and 30 mm Screws	AR-1996CD-1
Fixed Handle Driver for 20 mm Screws Only	AR-4020D
Quick Connect Driver for 20 mm Screws Only (b)	AR-4020D-1
Flexible Shaft Quick Connect Driver for 20 mm Screws Only	AR-4020DF
Nonratcheting Screwdriver Handle	AR-1999NR
Ratcheting Screwdriver Handle	AR-1999


Taps

Product Description	Item Number
Fixed Handle Taps, 6 mm-10 mm	AR-4020HT-06 – 10
Quick Connect Tap Shafts, 6 mm-10 mm	AR-4020T-06 – 10
Flexible Quick Connect Tap Shafts, 6 mm-10 mm	AR-4020TF-06 – 10

References

1. Arthrex, Inc. LA1-00096-EN. Naples, FL; 2018.
2. Arthrex, Inc. LA1-00097-EN. Naples, FL; 2018.

FastThread™ PEEK Interference Screw



The PEEK family of FastThread interference screws allows for insertion similar to metal screws by eliminating the need to tap.

- **Faster insertion:** Prominent leading thread and large thread pitch facilitate screw engagement and advancement
- **Strength:** Optimized screw threads improve pullout strength compared to longer screws of the same diameter¹
- **Graft protection:** Thread design minimizes friction against the graft while the rounded end protects the graft at the aperture (20 mm screws are packaged with an insertion sheath)
- **PEEK-OPTIMA® material:** Affords advantages of metal screw insertion qualities but without visible hardware on imaging²

FastThread PEEK Interference Screws

Product Description	Item Number
6 mm × 20 mm (used with 6 mm driver)	AR-4020P-06
7 mm-10 mm × 20 mm screw (a)	AR-4020P-07 – 10
7 mm-12 mm × 30 mm screw	AR-4030P-07 – 12

Drivers for 6 mm × 20 mm Screws

Product Description	Item Number
Fixed Handle Driver	AR-4019D
Quick Connect Driver Shaft	AR-4019D-1

Drivers for 7 mm-12 mm Screws

Product Description	Item Number
Fixed Handle Driver for 20 mm and 30 mm Screws	AR-1996CD
Quick Connect Driver for 20 mm and 30 mm Screws	AR-1996CD-1
Fixed Handle Driver for 20 mm Screws Only	AR-4020D
Quick Connect Driver for 20 mm Screws Only (b)	AR-4020D-1
Flexible Shaft Quick Connect Driver for 20 mm Screws Only	AR-4020DF
Nonratcheting Screwdriver Handle	AR-1999NR
Ratcheting Screwdriver Handle	AR-1999

Taps

Product Description	Item Number
Fixed Handle Taps, 6 mm-10 mm	AR-4020HT-06 – 10
Quick Connect Tap Shafts, 6 mm-10 mm	AR-4020T-06 – 10
Flexible Quick Connect Tap Shafts, 6 mm-10 mm	AR-4020TF-06 – 10


Screw Insertion Kit

Product Description	Item Number
Interference Screw Insertion Kit, w/ dilator and 1.1 mm trocar-tip guidewire	AR-1249TK
Trocar-Tip Guidewire, 1.1 mm, w/o dilator	AR-1249T

References

1. Arthrex, Inc. LA1-00099-EN_A. Naples, FL; 2018.
2. Wilde J, Bedi A, Altchek DW. Revision anterior cruciate ligament reconstruction. *Sports Health*. 2014;6(6):504-518. doi:10.1177/1941738113500910

ACL ToolBox Instrumentation Set



The ACL ToolBox fits the needs of most modern ACL reconstructions. The streamlined, 3-layer case contains all the reusable instruments necessary for completing most common ACLR procedures and includes an open "pin mat" area for additional instruments. The toolbox contains the RetroConstruction™ drill guide set with commonly used ACL marking hooks. Multiple drill sleeves are included for all techniques and can be used with standard 2.4 mm pins, 3 mm RetroDrill® pins, and 3.5 mm FlipCutter® reamers.

ACL ToolBox (AR-1900S)

Product Description	Item Number
Hook Probe 3.4 mm Tip w/ 5 mm Markings	AR-10010
Side-Release RetroConstruction Handle	AR-1510HR
Drill Sleeve for Side-Release Handle, 2.4 mm, ratcheting	AR-1510FD-24
Drill Sleeve for Side-Release Handle, 3.0 mm, ratcheting	AR-1510FD-30
Stepped Drill Sleeve for Side-Release Handle, ratcheting	AR-1510FS-7
Cannulated Drill, 8 mm	AR-1208L
Cannulated Drill, 9 mm	AR-1209L
Cannulated Drill, 10 mm	AR-1214L
Cannulated Drill, 11 mm	AR-1217L
Parallel Guide Sleeve, 2.4 mm pins	AR-1245L
Offset Drill Guide, 3.5 mm	AR-1246-1
Offset Drill Guide Pin, 3.5 mm	AR-1246-3
Tunnel Plug for 8 mm-12 mm Drill Holes	AR-1258
Semitendinosus Stripper, 7 mm	AR-1278L
Pigtail Hamstring Tendon Stripper, 5 mm, open end	AR-1278P
Tunnel/Notchplasty Rasp	AR-1282
Cannulated Headed Reamers, 8 mm-11 mm	AR-1408 – AR-1411
Reamer Handle and Pin Puller	AR-1415
Graft Harvesting Retractor	AR-1420
Femoral ACL Marking Hook, curved	AR-1510F-01
Footprint Femoral ACL Guide, left	AR-1510FL
Footprint Femoral ACL Guide, right	AR-1510FR
Tibial ACL Marking Hook for RetroConstruction Drill Guide	AR-1510T
RetroScrew® Driver, thin	AR-1586R
Guide Pin Sleeve, 2.4 mm	AR-1204F-24I
Obturator, 3.5 mm	AR-1204F-OB
Transportal ACL Guide, 6 mm offset	AR-1800-06
Transportal ACL Guide, 7 mm offset	AR-1800-07
Transtibial Femoral ACL Drill Guide, 7 mm	AR-1801
Transtibial Femoral ACL Drill Guide, 6 mm	AR-1804
Reusable Obturator for Tibial Tunnel Cannula	AR-1807
Graft Harvesting Cutting Guides, 8.5 mm, 9.5 mm, and 10.5 mm	AR-1809, 10, and 11
Notchplasty and Graft Harvesting Osteotome, 5 mm	AR-1830
Tunnel Notcher	AR-1844
Graft Sizing Block, 4.5 mm-12 mm holes (0.5 mm increments)	AR-1886

ACL ToolBox Instrumentation Set (Cont)

Product Description	Item Number
Quick Connect BioComposite Interference Screwdriver	AR-1996CD-1
Cannulated Screwdriver Shaft for Delta Bio-Interference Screw	AR-1997D
Cannulated Screwdriver Shaft, 3.5 mm hex, Ø5.5 mm × 17 cm	AR-1998
BioComposite Interference Screw Taps, 7 mm-10 mm, quick connect	AR-1998CT-07 – 10
Ratcheting Screwdriver Handle	AR-1999
Parallel Graft Knife Handle	AR-2285H
Chuck Key	AR-8241
ACL Cruciate ToolBox Instrumentation Case	AR-1900C

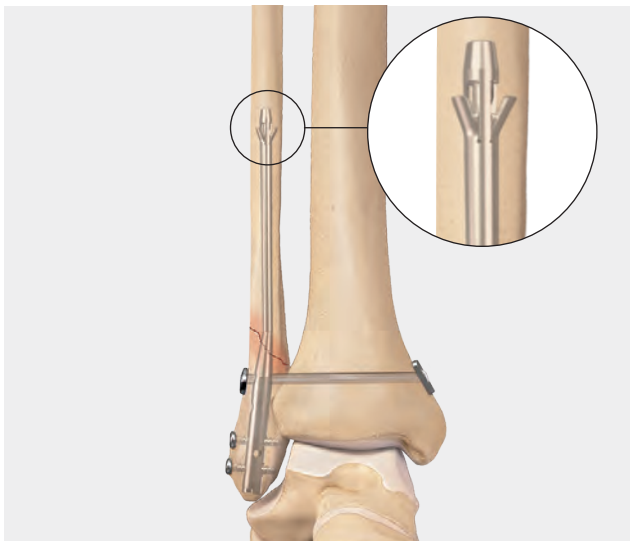
Optional

Product Description	Item Number
Drill Tip Guide Pin, 3.5 mm (predrill pin for FlipCutter reamer)	AR-1250F
RetroConstruction™ Marking Hook for Tibial ACLR, 52.5° (for RetroDrill pin)	AR-1510R
Tibial ACL Drill Guide, pin tip	AR-1510GT
Universal Instrument Case	AR-1817C

Foot and Ankle

FibuLock® Fibular Nail System	60
Ankle Fracture Management System	62
Posterolateral Fibula Plates – Stainless Steel	66
Titanium Ankle Fracture System	67
Syndesmosis TightRope® XP Implant System	69
Syndesmosis TightRope XP Buttress Plate Implant System.....	70
Distal Tibia System	71
Titanium Pilon Fracture Plating System	73
ArthroFX® External Fixation System	76
Arthrex Tibial Nail	77
Mini Comprehensive Fixation System (CFS)—Hand and Foot.....	79
Mini Comprehensive Fixation System (1.4 mm and 1.6 mm)	80
Mini Comprehensive Fixation System (2.0 mm)	81
Mini Comprehensive Fixation System (2.4 mm)	82
KreuLock™ Screw System, Titanium	83
KreuLock Screw System, Stainless Steel.....	85
Compression FT Screw System (Micro, Mini, and Standard).....	86
Compression FT Screw System (5.0 mm Large and 7.0 mm X-Large).....	88
Primary Pilon Fusion System.....	90
Calcaneal Fracture System.....	91
Lisfranc Fixation System With <i>Internal/Brace</i> ™ Technique.....	93
5th Metatarsal Fracture System	94

FibuLock® Fibular Nail System



The FibuLock fibular nail is a novel solution for addressing ankle fractures using a minimally invasive technique that may reduce the risk of wound complications associated with ORIF.¹ The innovative talons are a unique feature that provides proximal fixation to maintain length, alignment, and rotation of the fracture.

- Minimally invasive
- All-inside ankle fracture
- Innovative proximal fixation
- Compatible with the Syndesmosis TightRope® XP implant
- Left- and right-specific

Reference

1. Walton DM, Adams SB, Parekh SG. Intramedullary fixation for fractures of the distal fibula. *Foot Ankle Int.* 2016;37(1):115-123. doi:10.1177/1071100715622392

Fibulock Fibular Nail System (AR-8973S)

Product Description	Item Number
Instruments	
Outrigger Targeting Guide	AR-8973-01
Outrigger Compression Screw Guide	AR-8973-02
Hub Attachment Screw	AR-8973-03
Impactor Cap	AR-8973-04
Compression Driver	AR-8973-05
Tissue Protector, double-sided	AR-8973-06
Drill Guide Sleeve	AR-8973-07
Drill Guide, 2 mm	AR-8973-08
Drill Bit, syndesmosis, 2.5 mm, qty. 2	AR-8973-25
Drill Guide, syndesmosis, 2.5 mm	AR-8973-09
Drill Bit, syndesmosis TightRope implant, 3.7 mm, qty. 2	AR-8973-37
Drill Guide, syndesmosis TightRope implant, 3.7 mm	AR-8973-10
FibuLock Hexalobe Driver, T10, qty. 2	AR-8973-11
FibuLock Hexalobe Driver, T15, cannulated, qty. 2	AR-8973-12
Fracture Finger/Guidewire Inserter	AR-8973-13
Implant Insertion Guide	AR-8973-14
Parallel Drill Guide, 1.6 mm	AR-8973-15
FibuLock Nail Tray Insert	AR-8943C-FN
Implants	
Fibula Nail, left, 3.0 mm × 130 mm	AR-8973L-30-130
Fibula Nail, right, 3.0 mm × 130 mm	AR-8973R-30-130
Fibula Nail, left, 3.0 mm × 180 mm	AR-8973L-30-180
Fibula Nail, right, 3.0 mm × 180 mm	AR-8973R-30-180
Fibula Nail, left, 3.8 mm × 130 mm	AR-8973L-38-130
Fibula Nail, right, 3.8 mm × 130 mm	AR-8973R-38-130
Fibula Nail, left, 3.8 mm × 180 mm	AR-8973L-38-180
Fibula Nail, right, 3.8 mm × 180 mm	AR-8973R-38-180
Low Profile Screws, Stainless Steel	
Nonlocking, cortical, 2.7 mm × 12 mm-24 mm (2 mm increments)	AR-8827-12 – 24
Nonlocking, cortical, 3.5 mm × 14 mm-60 mm (2 mm increments), 65 mm, 70 mm, 75 mm, 80 mm	AR-8835-14 – 80
Short Thread, cannulated, 4.0 mm × 40 mm-50 mm (2 mm increments), 55 mm, 60 mm	AR-8840C-40 – 60
Disposable	
Washer, 7 mm	AR-8870W

FibuLock® Fibular Nail System (Cont.)

FibuLock Removal Kit, sterile

Product Description	Item Number
Removal Screw Strike Plate Deactivator	AR-8973RK

FibuLock Implant System, Sterile

Product Description	Item Number
Actuation Driver Proximal Reamer, cannulated, 3.2 mm Distal Reamer, cannulated, 6.2 mm Drill, 2 mm Guidewire, spade tip, 1.1 mm × 22 in Guidewire, 1.6 mm × 12 in, qty 2 End Cap	AR-8973DS
Optional	
Reamer, long, cannulated, sterile, 3.2 mm	AR-8973-32LS
Reamer, cannulated, sterile, 4.0 mm	AR-8973-40S
Reamer, long, cannulated, sterile, 4.0 mm	AR-8973-40LS


Literature

Product Description	Item Number
FibuLock Fibular Nail System Surgical Technique Guide	LT1-00099-EN

Multimedia

Product Description	Item Number
FibuLock, animation	AN1-00284-EN
FibuLock Fibular Nail Talon Deployment, animation	AN1-00285-EN
FibuLock Nail Removal, animation	AN1-00286-EN
FibuLock Optional Fracture Compression Technique, animation	AN1-00373-EN
Ankle Fracture Surgical Stabilization Using the FibuLock Nail, Presented by Charles J. Jordan, MD, video	VID1-01356-EN
Trimalleolar Ankle Fracture Repair Using the FibuLock Nail, Presented by John T. Riehl, MD, video	VPT1-00996-EN
Comminuted Ankle Fracture Repair Using the FibuLock Nail, Presented by Thomas G. Harris, MD, video	VPT1-01073-EN
Weber C Ankle Fracture Stabilization Using the FibuLock Nail, Presented by Christopher R. Boone, MD, video	VPT1-01049-EN

Ankle Fracture Management System



The Ankle Fracture Management System was developed to be the most comprehensive set available for the treatment of ankle fractures. All fibula plates are engineered to work seamlessly with our proven Syndesmosis TightRope® implants. The set includes 3.5 mm locking one-third tubular plates, 3.5 mm locking straight plates (reconstruction plates), and fracture-specific plates - locking medial hook plates, locking lateral hook plates, and anatomic distal fibular plates. The system can also be customized to include the FibuLock® fibular nail (a minimally invasive surgical solution for ankle fractures), posterolateral fibula plates, and/or 2.7 mm cortical screws depending on the surgeon's preferences.

Ankle Fracture Management System (AR-8943S)

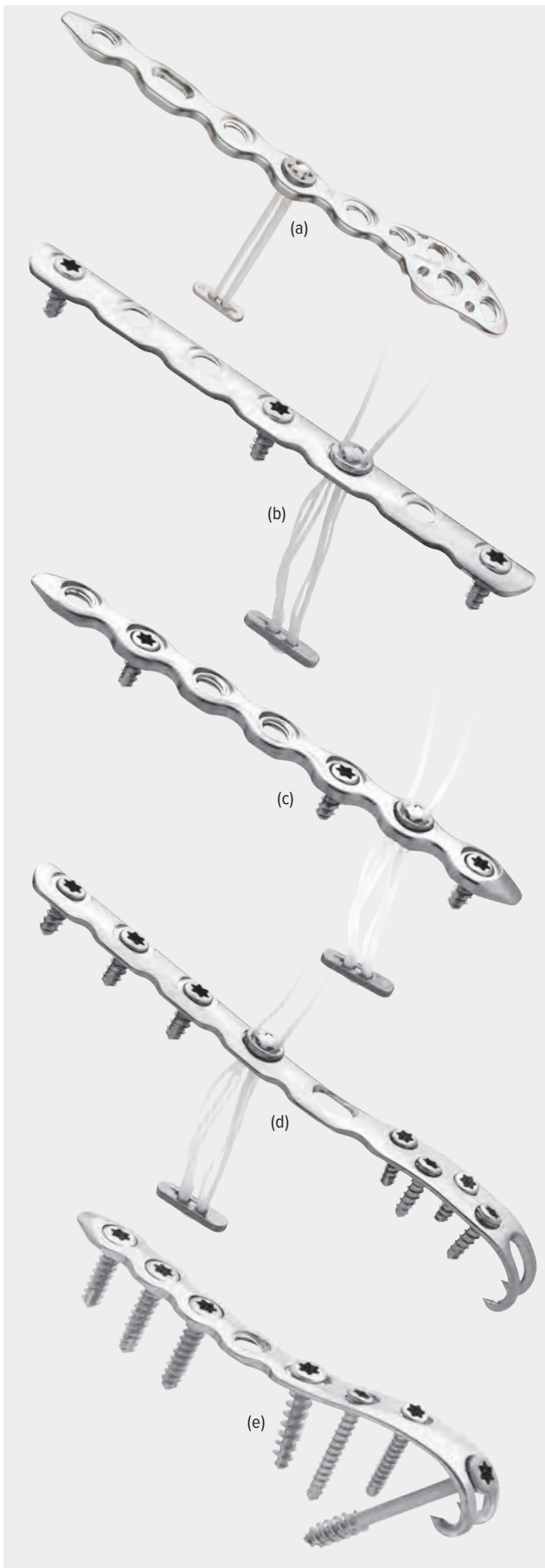
Product Description	Item Number
Instruments for 2.7 mm and 3 mm Screws	
Screwdriver, T10 hexalobe	AR-8943-08
Drive Shaft, T10 hexalobe, QC	AR-8944DH
Drill Guide, threaded, low profile, 2.7 mm, qty. 2	AR-8943-17
Drill Guide, 2.7 mm/2 mm	AR-8827D-02
Drill Guide, 3 mm/2 mm	AR-8943-31
Disposables	
Drill Bit, graduated, 2 mm, qty. 2	AR-8943-16
Drill Bit, 2.7 mm	AR-8827D-01
Drill Bit, 3 mm, qty. 2	AR-8943-36
Instruments for 3.5 mm Cortical, Locking, 4 mm Cancellous Screws	
Bone Tap, cancellous, 4 mm	AR-8940T
Countersink for 3.5 mm/4 mm screws	AR-8950-03
Screwdriver, T15 hexalobe	AR-8943-10
Hexalobe driver, T15	AR-8941DH
Drill Guide, 3.5 mm/2.5 mm	AR-8943-14
Bone Tap, 3.5 mm	AR-8935T
Drill Guide, locking, 3.5 mm, qty. 2	AR-8943-43
Drill Sleeve Insert, 2.5 mm	AR-8943-27
Disposables	
Drill Bit, 3.5 mm, qty. 2	AR-4160-35
Drill Bit, laser-marked at 3.5 in, graduated, 2.5 mm, qty. 2	AR-8943-42
Drill Bit, 2.5 mm, qty. 2	AR-8943-30
Instruments for 4 mm Cannulated Screws	
Drill Guide, 2.6 mm/1.35 mm	AR-8943-03
Depth Device, cannulated	AR-8943-04
Driver, T15 hexalobe, cannulated	AR-8943-09
Drive Shaft, QC, T15 hexalobe, cannulated	AR-8943-12
Bone Tap, cannulated, 4 mm	AR-8943-06
Countersink, cannulated, 4 mm	AR-8943-05
Parallel Drill Guide, 2.6 mm/1.35 mm	AR-8943-41
Disposables	
Drill Bit, cannulated, 2.6 mm, qty. 2	AR-8943-02

Ankle Fracture Management System (Cont.)

Product Description	Item Number
Instruments	
Bone Reduction Forceps, curved, pointed, qty. 2	AR-8943-07
Holding Sleeve for 2.7 mm, 3.5 mm, and 4 mm screws	AR-8943-11
Driver Handle w/ AO Connection, cannulated	AR-13221AOC
Handle, ratcheting, QC, cannulated	AR-8950RH
Depth Device, low profile, 2.7 mm/3.5 mm/4 mm	AR-8943-15
Bending Iron, qty. 2	AR-8943-18
Freer Elevator	AR-8943-19
Periosteal Elevator, curved blade, 6 mm	AR-8943-20
Sharp Hook, qty. 2	AR-8943-21
Cup Curette, straight shaft, 100 mm	AR-8661
Hohmann Retractor, 8 mm	AR-13210
Hohmann Retractor, 15 mm	AR-8943-22
Lobster Claw, qty. 2	AR-8943-23
Weber Clamp	AR-8943-24
Screw Holding Forceps	AR-8941F
Aiming Guide, locking distal fibula plate, right	AR-8943-33
Aiming Guide, locking distal fibula plate, left	AR-8943-34
Aiming Guide, locking lateral hook plate	AR-8943-35
Tamp for Hook Plates	AR-8943-28
Ankle Fracture System Instrument Case	AR-8943C
Disposables	
Guidewire w/ Trocar Tip, threaded, 0.053 in (1.35 mm × 150 mm), qty. 6	AR-8943-38
Guidewire w/ Trocar Tip, 0.053 in (1.35 mm × 150 mm), qty. 6	AR-8943-01
Guidewire w/ Trocar Tip, 0.062 in (1.6 mm × 150 mm), qty. 6	AR-8941K
Guidewire w/ Trocar Tip, 0.078 in (2 mm × 130 mm), qty. 6	AR-8945K
Traction Post, threaded, 3.5 mm	AR-8970JD-35S
BB-Tak, qty. 2	AR-13226
BB-Tak, threaded, qty. 2	AR-13226T
Washer, 7 mm, qty. 6	AR-8870W

Product Description	Item Number
Optional	
Sizing Template	AR-8943BT
Syndesmosis Clamp	AR-8943-44
Syndesmosis Clamp Lid	AR-8943-44C
Verbrugge Forceps	AR-8943-39
Drill Sleeve, 2 mm	AR-8943-32
Drill Guide Sleeve Caddy	AR-8943C-32
Bending Guide, Locking, 3.5 mm	AR-8954-07
Screw Caddy, 2.7 mm	AR-8827C-10
Screw Caddy, 3.0 mm	AR-8943C-30
Ankle Fracture Screw Case (auxiliary)	AR-8943C-31
Two-Hole Buttress Plate, stainless steel	AR-8959-01S


Ankle Fracture Management System (Cont.)



Ankle Fracture Management Plates

Product Description	Item Number
Plates	
Locking Distal Fibula Plate, 4H, right	AR-8943DR-04
Locking Distal Fibula Plate, 5H, right (a)	AR-8943DR-05
Locking Distal Fibula Plate, 6H, right	AR-8943DR-06
Locking Distal Fibula Plate, 8H, right	AR-8943DR-08
Locking Distal Fibula Plate, 4H, left	AR-8943DL-04
Locking Distal Fibula Plate, 5H, left	AR-8943DL-05
Locking Distal Fibula Plate, 6H, left	AR-8943DL-06
Locking Distal Fibula Plate, 8H, left	AR-8943DL-08
Locking Straight Plate, 4H	AR-8943C-04
Locking Straight Plate, 6H	AR-8943C-06
Locking Straight Plate, 7H (c)	AR-8943C-07
Locking Straight Plate, 8H	AR-8943C-08
Locking Straight Plate, 10H	AR-8943C-10
Locking Straight Plate, 12H	AR-8943C-12
Locking Medial Hook Plate, 3H	AR-8943H-03
Locking Medial Hook Plate, 5H (e)	AR-8943H-05
Locking Medial Hook Plate, 7H	AR-8943H-07
Locking Third Tubular Plate, 4H	AR-8943T-04
Locking Third Tubular Plate, 5H	AR-8943T-05
Locking Third Tubular Plate, 6H	AR-8943T-06
Locking Third Tubular Plate, 7H (b)	AR-8943T-07
Locking Third Tubular Plate, 8H	AR-8943T-08
Locking Third Tubular Plate, 10H	AR-8943T-10
Locking Third Tubular Plate, 12H	AR-8943T-12
Locking Lateral Hook Plate, 3H	AR-8943TH-03
Locking Lateral Hook Plate, 5H (d)	AR-8943TH-05
Locking Lateral Hook Plate, 7H	AR-8943TH-07
Plates – Special Order	
Nonlocking Third Tubular Plate, 6H	AR-8943TNL-06
Nonlocking Third Tubular Plate, 7H	AR-8943TNL-07
Nonlocking Third Tubular Plate, 8H	AR-8943TNL-08
Locking Distal Fibula Plate, 10H, right, sterile	AR-8943DR-10S
Locking Distal Fibula Plate, 12H, right, sterile	AR-8943DR-12S
Locking Distal Fibula Plate, 14H, right, sterile	AR-8943DR-14S
Locking Distal Fibula Plate, 10H, left, sterile	AR-8943DL-10S
Locking Distal Fibula Plate, 12H, left, sterile	AR-8943DL-12S
Locking Distal Fibula Plate, 14H, left, sterile	AR-8943DL-14S

Ankle Fracture Management System (Cont.)



Ankle Fracture Set Screw Caddy (AR-8943C-SC) (included in the AR-8943S)

Product Description	Item Number
Low Profile Screws, Stainless Steel	
2.7 mm Locking <i>Lengths: 10 mm-26 mm (2 mm increments)</i>	AR-8827L-10 – 26
3.0 mm Cancellous <i>Lengths: 10 mm-30 mm (2 mm increments)</i>	AR-8830-10 – 30
3.5 mm Cortical <i>Lengths: 10 mm-30 mm (2 mm increments), 35 mm-60 mm (5 mm increments)</i>	AR-8835-10 – 60
3.5 mm Locking <i>Lengths: 10 mm-20 mm (2 mm increments)</i>	AR-8835L-10 – 20
4.0 mm Cancellous, fully threaded <i>Lengths: 10 mm-24 mm (2 mm increments)</i>	AR-8840-10 – 24
4.0 mm Cannulated, short thread <i>Lengths: 30 mm-60 mm (5 mm increments)</i>	AR-8840C-30 – 60

Ankle Fracture/Distal Tibia Screw System (AR-8943C-31) Optional Auxiliary Tray

Product Description	Item Number
Low Profile Screws, Stainless Steel	
2.7 mm Cortical <i>Lengths: 10 mm-60 mm (2 mm increments)</i>	AR-8827-10 – 60
2.7 mm Locking <i>Lengths: 10 mm-60 mm (2 mm increments)</i>	AR-8827L-10 – 60
3.0 mm Cancellous <i>Lengths: 10 mm-30 mm (2 mm increments)</i>	AR-8830-10 – 30
3.5 mm Cortical <i>Lengths: 10 mm-60 mm (2 mm increments), 65 mm-80 mm (5 mm increments)</i>	AR-8835-10 – 80
3.5 mm Locking <i>Lengths: 10 mm-40 mm (2 mm increments), 45 mm, 50 mm</i>	AR-8835L-10 – 50
4.0 mm Cancellous, fully threaded <i>Lengths: 10 mm-50 mm (2 mm increments), 55 mm, 60 mm</i>	AR-8840-10 – 60
4.0 mm Cannulated, Short Thread <i>Lengths: 30 mm-50 mm (2 mm increments), 55 mm, 60 mm</i>	AR-8840C-30 – 60
4.0 mm Cannulated, Long Thread <i>Lengths: 30 mm-50 mm (2 mm increments), 55 mm, 60 mm</i>	AR-8840CL-30 – 60
Other Implants and Instruments	
Drill Sleeve for 2.7 mm Locking Screws	AR-8943-32
Drill Sleeve for 3.5 mm Locking Screws	AR-8963-06

Literature

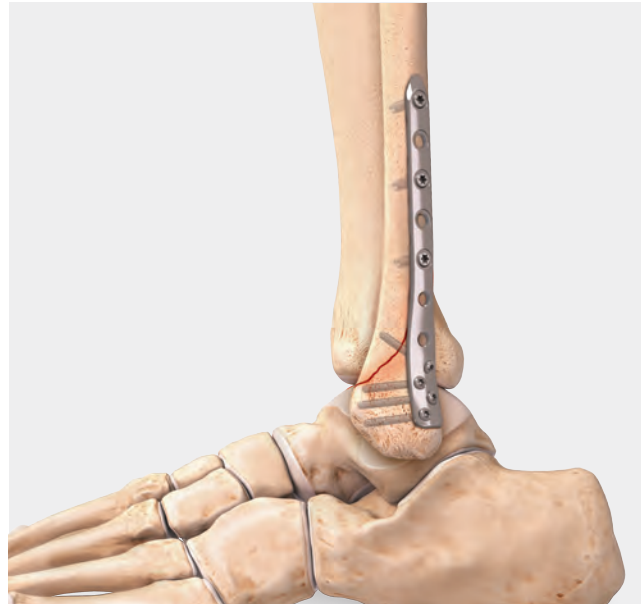
Product Description	Item Number
Ankle Fracture Management System Surgical Technique Guide	LT1-00109-EN
Fracture Management Brochure	LB1-0020-EN

Multimedia

Product Description	Item Number
Ankle Fracture Management System, animation	AN1-00127-EN
Lateral Hook Plate, animation	AN1-00037-EN
Medial Hook Plate, animation	AN1-00038-EN
Ankle Fixation With the Arthrex Ankle Set, Presented by John Riehl, MD, video	VPT1-00995-EN

Posterolateral Fibula Plates – Stainless Steel

Anatomic and straight stainless steel posterolateral fibula plates can be added to the Ankle Fracture Management System. They come standard in the Distal Tibia Plating System. Posterolateral plating techniques can aid in fracture reduction of spiral fibula fractures and potentially reduce hardware removal as plates are placed posteriorly on the fibula and not directly lateral where there is less soft-tissue coverage. The caddy also includes small, low-profile straight plates for reducing small fracture fragments on the fibula or tibia.

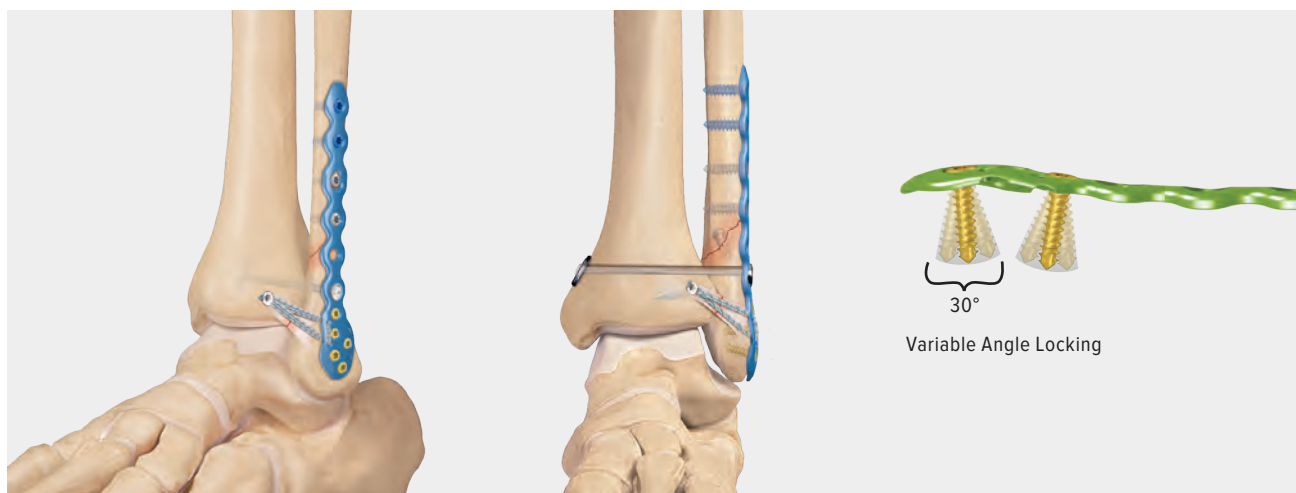


Posterolateral Fibula Plate Caddy (AR-8943C-PC-01)
(fits inside AR-8943S)



Product Description	Item Number
Plates	
Posterolateral Distal Fibula Plate, 4H	AR-8963PLL-04
Posterolateral Distal Fibula Plate, 5H	AR-8963PLL-05
Posterolateral Distal Fibula Plate, 6H (a)	AR-8963PLL-06
Posterolateral Distal Fibula Plate, 8H	AR-8963PLL-08
Posterolateral Anatomic Distal Fibula Plate, 4H, left	AR-8963APLL-04
Posterolateral Anatomic Distal Fibula Plate, 6H, left	AR-8963APLL-06
Posterolateral Anatomic Distal Fibula Plate, 8H, left	AR-8963APLL-08
Posterolateral Anatomic Distal Fibula Plate, 10H, left	AR-8963APLL-10
Posterolateral Anatomic Distal Fibula Plate, 4H, right	AR-8963APLR-04
Posterolateral Anatomic Distal Fibula Plate, 6H, right	AR-8963APLR-06
Posterolateral Anatomic Distal Fibula Plate, 8H, right (b)	AR-8963APLR-08
Posterolateral Anatomic Distal Fibula Plate, 10H, right	AR-8963APLR-10
Straight Plate, 2H, 2.7 mm	AR-8963RM-02
Straight Plate, 3H, 2.7 mm	AR-8963RM-03
Straight Plate, 4H, 2.7 mm	AR-8963RM-04
Straight Plate, 5H, 2.7 mm (c)	AR-8963RM-05

Titanium Ankle Fracture System



The ankle fracture portfolio continues to expand with the addition of our titanium plates. Plate options include locking third tubular plates, 3.5 mm reconstruction plates, locking distal fibula plates, hook plates, and posterolateral distal fibula plates. The fibula plates are designed for use with the Syndesmosis TightRope® XP implant and includes an oblong hole in the proximal shaft of the plate. The distal fibula plate also allows 3.0 mm variable-angle locking screws distally and suture eyelets for the addition of the AITFL *Internal/Brace*™ technique.

Titanium Ankle Fracture System (AR-9943S)

Product Description	Item Number
Instruments for 3 mm and 3.5 mm Screws	
Drill Guide, locking, 3.5 mm, qty. 2	AR-8943-43
Drill Guide, 3.5 mm/2.5 mm	AR-8943-14
Drill Guide, 3.0 mm/2.0 mm	AR-8943-31
Drill Guide, threaded, 2.7 mm, qty. 2	AR-8943-17
Drill Guide, VAL, 3.0 mm	AR-8933GV
Drill Guide, VAL, 3.0 mm, qty. 2	AR-8933GVN
Drill Sleeve Insert, 2.5 mm	AR-8943-27
Depth Device, cannulated	AR-8943-04
Countersink, cannulated, 4.0 mm	AR-8943-05
Bone Tap, 3.5 mm	AR-8935T
Driver Shaft, cannulated, QC, T15 hexalobe	AR-8943-12
Driver, T10 hexalobe	AR-8944DH
Driver, T15 hexalobe	AR-8941DH
Screwdriver, T10 hexalobe	AR-8943-08
Screwdriver, T15 hexalobe, cannulated	AR-8943-09
Screwdriver, T15 hexalobe	AR-8943-10
Disposables	
Drill Bit, calibrated, 2.0 mm qty. 2	AR-8943-16
Drill Bit, calibrated, 2.5 mm, qty. 2	AR-8943-42
Drill Bit, 2.5 mm, qty. 2	AR-8943-30
Drill Bit, 3.0 mm, qty. 2	AR-8943-36
Drill Bit, 3.5 mm, qty 2	AR-4160-35

Product Description	Item Number
Instruments for 4.0 mm LPS Cannulated Screws	
Drill Guide, 2.6 mm /1.35 mm	AR-8943-03
Drill Guide, 2.6 mm/1.35 mm	AR-8943-41
Bone Tap, 4.0 mm	AR-8940T
Bone Tap, cannulated, 4.0 mm	AR-8943-06
Disposables	
Drill Bit, cannulated, 2.6 mm, qty. 2	AR-8943-02
Guidewire w/ Trocar Tip, threaded, 1.35 mm, qty. 6	AR-8943-38
Guidewire w/ Trocar Tip, 1.35 mm, qty. 6	AR-8943-01
Instruments	
Hohmann Retractor, 8 mm	AR-13210
Hohmann Retractor, 15 mm	AR-8943-22
Driver Handle w/ AO connection, cannulated	AR-13221AOC
Cup Curette, straight shaft, 100 mm long	AR-8661
Screw Holding Forceps, self-retaining	AR-8941F
Depth Device, 2.7 mm/3.5 mm/4.0 mm screws	AR-8943-15
Countersink, 3.5 mm/4.0 mm	AR-8950-03
Bone Reduction Forceps, curved, pointed, qty. 2	AR-8943-07
Handle, QC, ratcheting, cannulated	AR-8700RH
Holding Sleeve for 2.7 mm, 3.5 mm, and 4.0 mm screws	AR-8943-11
Bending Iron, qty. 2	AR-8943-18
Freer Elevator	AR-8943-19
Periosteal Elevator, curved blade, 6 mm	AR-8943-20
Sharp Hook	AR-8943-21
Lobster Claw, qty. 2	AR-8943-23
Weber Clamp	AR-8943-24
Tamp for Hook Plates	AR-8943-28
Ankle Fracture System Instrument Case, titanium	AR-9943C
Optional	
Titanium Pilon Distal Fibula and Hook Plate Caddy	AR-9943C-PC-01
Two-Hole Buttress Plate, Ti	AR-8959-02S



Titanium Ankle Fracture System (Cont.)

Product Description	Item Number
Plates	
Locking Distal Fibula Plate, Ti, 4H, right	AR-9943BR-04
Locking Distal Fibula Plate, Ti, 5H, right	AR-9943BR-05
Locking Distal Fibula Plate, Ti, 6H, right	AR-9943BR-06
Locking Distal Fibula Plate, Ti, 8H, right	AR-9943BR-08
Locking Distal Fibula Plate, Ti, 10H, right	AR-9943BR-10
Locking Distal Fibula Plate, Ti, 12H, right	AR-9943BR-12
Locking Distal Fibula Plate, Ti, 14H, right	AR-9943BR-14
Locking Distal Fibula Plate, Ti, 4H, left	AR-9943BL-04
Locking Distal Fibula Plate, Ti, 5H, left (a)	AR-9943BL-05
Locking Distal Fibula Plate, Ti, 6H, left	AR-9943BL-06
Locking Distal Fibula Plate, Ti, 8H, left	AR-9943BL-08
Locking Distal Fibula Plate, Ti, 10H, left	AR-9943BL-10
Locking Distal Fibula Plate, Ti, 12H, left	AR-9943BL-12
Locking Distal Fibula Plate, Ti, 14H, left	AR-9943BL-14
Locking Straight Plate, Ti, 4H	AR-9943C-04
Locking Straight Plate, Ti, 6H (b)	AR-9943C-06
Locking Straight Plate, Ti, 7H	AR-9943C-07
Locking Straight Plate, Ti, 8H	AR-9943C-08
Locking Straight Plate, Ti, 10H	AR-9943C-10
Locking Straight Plate, Ti, 12H	AR-9943C-12
Locking Third Tubular Plate, Ti, 4H	AR-9943T-04
Locking Third Tubular Plate, Ti, 5H	AR-9943T-05
Locking Third Tubular Plate, Ti, 6H (c)	AR-9943T-06
Locking Third Tubular Plate, Ti, 7H	AR-9943T-07
Locking Third Tubular Plate, Ti, 8H	AR-9943T-08
Locking Third Tubular Plate, Ti, 10H	AR-9943T-10
Locking Third Tubular Plate, Ti, 12H	AR-9943T-12
Two-Hole Buttress Plate, Ti	AR-8959-02S
Posterolateral Distal Fibula Plate, Ti, 4H	AR-9963PLL-04
Posterolateral Distal Fibula Plate, Ti, 5H	AR-9963PLL-05
Posterolateral Distal Fibula Plate, Ti, 6H (d)	AR-9963PLL-06
Posterolateral Distal Fibula Plate, Ti, 8H	AR-9963PLL-08
Posterolateral Distal Fibula Plate, Ti, 10H	AR-9963PLL-10
Posterolateral Anatomic Distal Fibula Plate, Ti, 4H, right	AR-9963APLR-04
Posterolateral Anatomic Distal Fibula Plate, Ti, 6H, right (f)	AR-9963APLR-06
Posterolateral Anatomic Distal Fibula Plate, Ti, 8H, right	AR-9963APLR-08
Posterolateral Anatomic Distal Fibula Plate, Ti, 10H, right	AR-9963APLR-10
Posterolateral Anatomic Distal Fibula Plate, Ti, 4H, left	AR-9963APLL-04
Posterolateral Anatomic Distal Fibula Plate, Ti, 6H, left (e)	AR-9963APLL-06
Posterolateral Anatomic Distal Fibula Plate, Ti, 8H, left	AR-9963APLL-08
Posterolateral Anatomic Distal Fibula Plate, Ti, 10H, left	AR-9963APLL-10
Locking Medial Hook Plate, Ti, 3H	AR-9943H-03
Locking Medial Hook Plate, Ti, 5H (g)	AR-9943H-05
Locking Medial Hook Plate, Ti, 7H	AR-9943H-07
Locking Lateral Hook Plate, Ti, 3H	AR-9943TH-03
Locking Lateral Hook Plate, Ti, 5H (h)	AR-9943TH-05
Locking Lateral Hook Plate, Ti, 7H	AR-9943TH-07
Screws, Titanium*	
*All screws come in 2 mm increments.	
VAL, 3 mm × 10 mm-26 mm	AR-8933V-10 – 26
Low Profile Screws (LPS), 3 mm × 10 mm-30 mm	AR-8933-10 – 30
Low Profile Screws (LPS), 3.5 mm × 10 mm-60 mm	AR-8935-10 – 60
Low Profile Screws (LPS), locking, 3.5 mm × 10 mm-20 mm	AR-8935L-10 – 20
Low Profile Screws (LPS), 4 mm × 10 mm-24 mm	AR-8940-10-24
QuickFix™ Screws, cannulated, cancellous, 4 mm × 30 mm-60 mm	AR-8740-30PTS – 60PTS

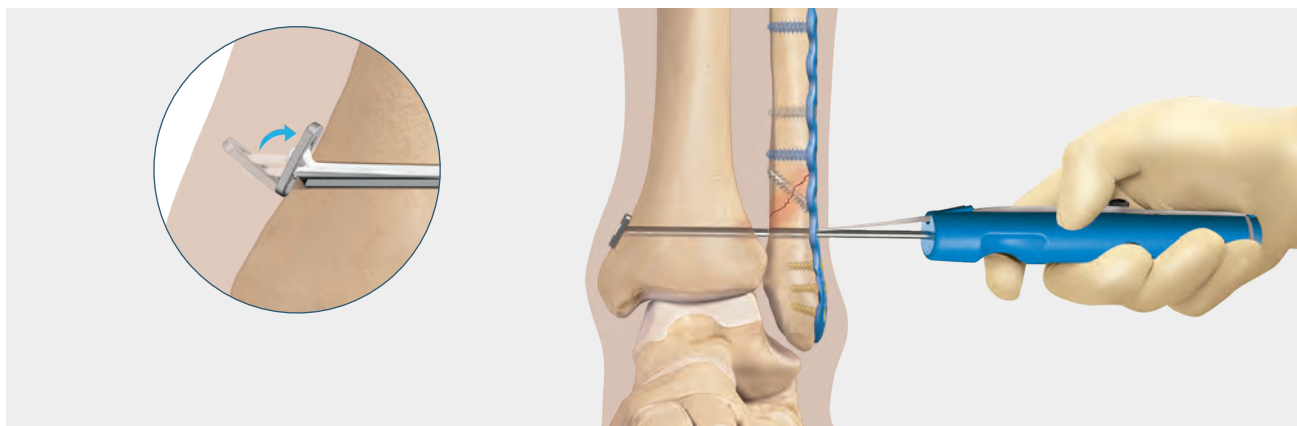
Product Description	Item Number
Disposables	
BB-Tak, threaded, qty. 2	AR-13226T
BB-Tak, qty. 2	AR-13226
Guidewire, 1.6 mm, qty. 6	AR-8941K
Guidewire With Trocar Tip, 1.5 mm, qty. 6	AR-8945K
Washer, 7 mm, qty. 6	AR-8740W

Multimedia

Product Description	Item Number
Trimalleolar Ankle Fracture Dislocation Surgical Technique, Presented by Andre J. Pagliaro, MD, video	VID1-01454-EN



Syndesmosis TightRope® XP Implant System



The Syndesmosis TightRope XP implant system features a unique delivery mechanism that allows the surgeon to insert the implant without pulling a needle through the medial skin. The Syndesmosis TightRope XP implant system gives the user control to flip the medial oblong button below the skin for less soft-tissue interposition.

Advantages:

- Improved reduction compared to syndesmosis screws¹
- Improved maintenance of reduction compared to syndesmosis screws²
- Improved patient outcomes compared to syndesmosis screws³
- No need for routine removal

Syndesmosis TightRope XP Implant System, Stainless Steel

Product Description	Item Number
Drill Guide XP Drill Bit, solid, 3.7 mm Drill Bit, cannulated, 3.7 mm XP Suture Tensioning Handles, qty. 2 Syndesmosis TightRope XP Inserter Guidewire w/ Trocar Tip, 0.049 in Guidewire Sleeve	AR-8925SS

References

1. Naqvi GA, et al. *Am J Sports Med.* 2012;40(12):2828-2835. doi:10.1177/0363546512461480
2. Cottom JM, et al. *J Foot Ankle Surg.* 2009;48(6):620-630. doi:10.1053/j.jfas.2009.07.013
3. Laflamme M, et al. *J Orthop Trauma.* 2015;29(5):216-223. doi:10.1097/BOT.0000000000000245

Syndesmosis TightRope XP Implant System, Titanium

Product Description	Item Number
Drill Guide XP Drill Bit, solid, 3.7 mm Drill Bit, cannulated, 3.7 mm XP Suture Tensioning Handles, qty. 2 Syndesmosis TightRope XP Inserter Guidewire w/ Trocar Tip, 0.049 in Guidewire Sleeve	AR-8925T

Optional


Product Description	Item Number
Syndesmosis Probe	AR-8925P

Literature

Product Description	Item Number
Syndesmosis TightRope XP Implant System Surgical Technique Guide	LT1-00082-EN

Multimedia

Product Description	Item Number
Syndesmosis TightRope XP Implant System, animation	AN1-00289-EN
Syndesmosis Repair Featuring the Syndesmosis TightRope XP Implant System, Presented by Thomas G. Harris, MD, video	VPT1-00946-EN
Syndesmosis TightRope XP Implant System, Presented by Lorenzo Gamez, MD, video	VPT1-00941-EN
Syndesmosis TightRope® XP Implant, Presented by Benjamin Maxson, DO, video	VID1-0006345-en-US
Syndesmosis Repair Utilizing the Knotless TightRope Implant System, Presented by John Riehl, MD, video	VID1-00934-EN
Ankle Fracture ORIF Utilizing the Syndesmosis TightRope Fixation, Presented by J. Chris Coetzee, MD, video	VID1-00606-EN
What Is the Most Effective Implant for Reduction and Fixation of the Syndesmosis?, Presented by Kaitlin C. Neary, MD, video	VID1-000205-EN
Syndesmosis TightRope® XP Implant, Presented by Benjamin Maxson, DO, video	VID1-0006345-en-US



The Syndesmosis TightRope XP Buttress Plate Implant System is designed to treat syndesmotic injuries of the ankle. It features a unique syndesmosis plate with an 17.5 mm distance between the holes to disperse the force of the Syndesmosis TightRope XP implants over the fibula. The thinner profile of the plate and additional BB-Tak holes allow for a minimally invasive placement of the plate. Two titanium TightRope XP implants are included in the system, along with the appropriate drills, guidewires, and BB-Taks.

Syndesmosis TightRope XP Buttress Plate Implant System

Product Description	Item Number
Syndesmosis TightRope XP Implant, Ti, qty. 2	AR-8959TDS
Two-Hole Plate, Ti	
BB-Tak, threaded, qty. 2	
Guidewire	
Drill Guide	
Drill Bit, cannulated, 3.7mm	
Drill Bit, solid, 3.7mm	
TightRope Guidewire Sleeve	

Individual Syndesmosis TightRope Plates

Product Description	Item Number
Two-Hole Plate, stainless steel, sterile	AR-8959-01S
Two-Hole Plate, titanium, sterile	AR-8959-02S

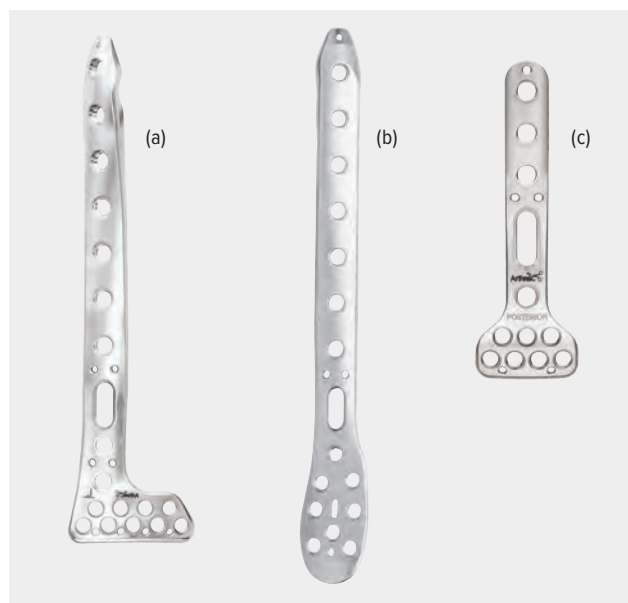
Literature

Product Description	Item Number
Syndesmosis TightRope XP Buttress Plate Implant System Surgical Technique	LT1-000161-en-US

Multimedia

Product Description	Item Number
Dual Syndesmosis TightRope Implant System, animation	AN1-00151-EN
Managing High Ankle Sprains With Syndesmosis TightRope Fixation System, Presented by Norman E. Waldrop III, MD, video	VID1-00996-EN
Dual Syndesmosis TightRope Implant System, Presented by Norman E. Waldrop III, MD, video	VID1-01228-EN

Distal Tibia System



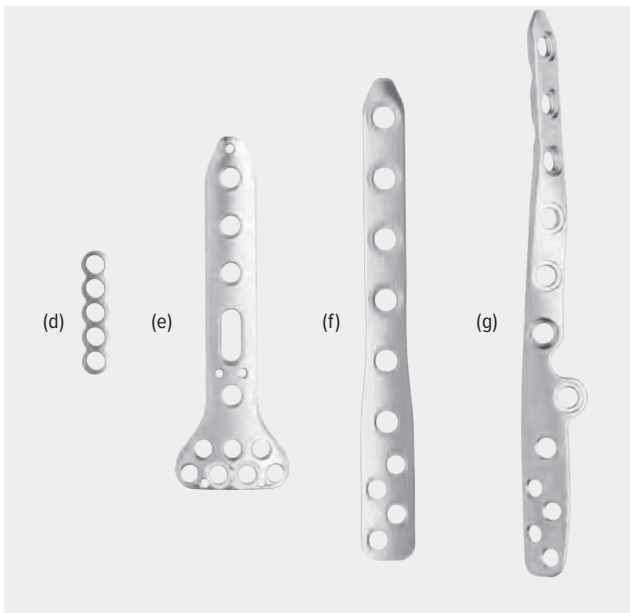
The Arthrex Distal Tibia Plating System was designed for the versatile treatment of distal tibia fractures. It includes anterolateral, medial, anterior, and posterior distal tibia plates and two designs of posterolateral fibula plates. The implants allow a high-density 2.7 mm screw fixation distally while still providing strength with 3.5 mm screws proximally. Particular attention was placed on maintaining a low-profile design by optimizing contour and fit to minimize soft-tissue irritation. The included color-coded instrumentation facilitates minimally invasive or open techniques.

Distal Tibia System (AR-8963S)

Product Description	Item Number
Instruments	
Wire Sleeve Insert, 1.35 mm (Top-Hat)	AR-8963-03
Drill Guide, threaded, 2.7 mm	AR-8963-08
Depth Device for 1.35 mm Top-Hat	AR-8963-09
Depth Device, 2.7 mm/3.0 mm/3.5 mm/4.0 mm	AR-8963-01
Bone Tap, 3.5 mm × 100 mm	AR-8963-02
Torque Limiting Attachment	AR-8963TL-01
Insertion Handle, QC, 2.7 mm	AR-8963-07
Submuscular Tissue Elevator, QC	AR-8963-10
Medial Distal Tibia Plate Template	AR-8963-11
Anterolateral Distal Tibia Plate Template	AR-8963-12
Distal Tibia Set Case	AR-8963C
Straight Plate Caddy With Lid	AR-8963C-02

Product Description	Item Number
Plates	
Medial Distal Tibia Plate, 4H, left	AR-8963ML-04
Medial Distal Tibia Plate, 6H, left	AR-8963ML-06
Medial Distal Tibia Plate, 8H, left (b)	AR-8963ML-08
Medial Distal Tibia Plate, 10H, left	AR-8963ML-10
Medial Distal Tibia Plate, 12H, left	AR-8963ML-12
Medial Distal Tibia Plate, 14H, left	AR-8963ML-14
Medial Distal Tibia Plate, 16H, left	AR-8963ML-16
Medial Distal Tibia Plate, 4H, right	AR-8963MR-04
Medial Distal Tibia Plate, 6H, right	AR-8963MR-06
Medial Distal Tibia Plate, 8H, right	AR-8963MR-08
Medial Distal Tibia Plate, 10H, right	AR-8963MR-10
Medial Distal Tibia Plate, 12H, right	AR-8963MR-12
Medial Distal Tibia Plate, 14H, right	AR-8963MR-14
Medial Distal Tibia Plate, 16H, right	AR-8963MR-16
Anterolateral Distal Tibia Plate, 4H, left	AR-8963AL-04
Anterolateral Distal Tibia Plate, 6H, left	AR-8963AL-06
Anterolateral Distal Tibia Plate, 8H, left	AR-8963AL-08
Anterolateral Distal Tibia Plate, 10H, left	AR-8963AL-10
Anterolateral Distal Tibia Plate, 12H, left	AR-8963AL-12
Anterolateral Distal Tibia Plate, 14H, left	AR-8963AL-14
Anterolateral Distal Tibia Plate, 16H, left	AR-8963AL-16
Anterolateral Distal Tibia Plate, 18H, left	AR-8963AL-18
Anterolateral Distal Tibia Plate, 4H, right	AR-8963AR-04
Anterolateral Distal Tibia Plate, 6H, right	AR-8963AR-06
Anterolateral Distal Tibia Plate, 8H, right	AR-8963AR-08
Anterolateral Distal Tibia Plate, 10H, right (a)	AR-8963AR-10
Anterolateral Distal Tibia Plate, 12H, right	AR-8963AR-12
Anterolateral Distal Tibia Plate, 14H, right	AR-8963AR-14
Anterolateral Distal Tibia Plate, 16H, right	AR-8963AR-16
Anterolateral Distal Tibia Plate, 18H, right	AR-8963AR-18
Posterior Distal Tibia Plate, 3H	AR-8963P-03
Posterior Distal Tibia Plate, 5H (c)	AR-8963P-05
Posterior Distal Tibia Plate, 7H	AR-8963P-07
Posterior Distal Tibia Plate, 9H	AR-8963P-09

Distal Tibia System (Cont.)



Product Description	Item Number
Anterior Distal Tibia Plate, 3H	AR-8963A-03
Anterior Distal Tibia Plate, 5H (e)	AR-8963A-05
Anterior Distal Tibia Plate, 7H	AR-8963A-07
Anterior Distal Tibia Plate, 9H	AR-8963A-09
Posterolateral Distal Fibula Plate, 4H	AR-8963PLL-04
Posterolateral Distal Fibula Plate, 5H	AR-8963PLL-05
Posterolateral Distal Fibula Plate, 6H (f)	AR-8963PLL-06
Posterolateral Distal Fibula Plate, 8H	AR-8963PLL-08
Posterolateral Anatomic Distal Fibula Plate, 4H, left	AR-8963APLL-04
Posterolateral Anatomic Distal Fibula Plate, 6H, left	AR-8963APLL-06
Posterolateral Anatomic Distal Fibula Plate, 8H, left	AR-8963APLL-08
Posterolateral Anatomic Distal Fibula Plate, 10H, left	AR-8963APLL-10
Posterolateral Anatomic Distal Fibula Plate, 4H, right	AR-8963APLR-04
Posterolateral Anatomic Distal Fibula Plate, 6H, right	AR-8963APLR-06
Posterolateral Anatomic Distal Fibula Plate, 8H, right (g)	AR-8963APLR-08
Posterolateral Anatomic Distal Fibula Plate, 10H, right	AR-8963APLR-10
Straight Plate, 2H, 2.7 mm	AR-8963RM-02
Straight Plate, 3H, 2.7 mm	AR-8963RM-03
Straight Plate, 4H, 2.7 mm	AR-8963RM-04
Straight Plate, 5H, 2.7 mm (d)	AR-8963RM-05

Screws

Use screws in the Ankle Fracture/Distal Tibia Screw System (AR-8943C-31)
See entire list on p. 65

Disposables

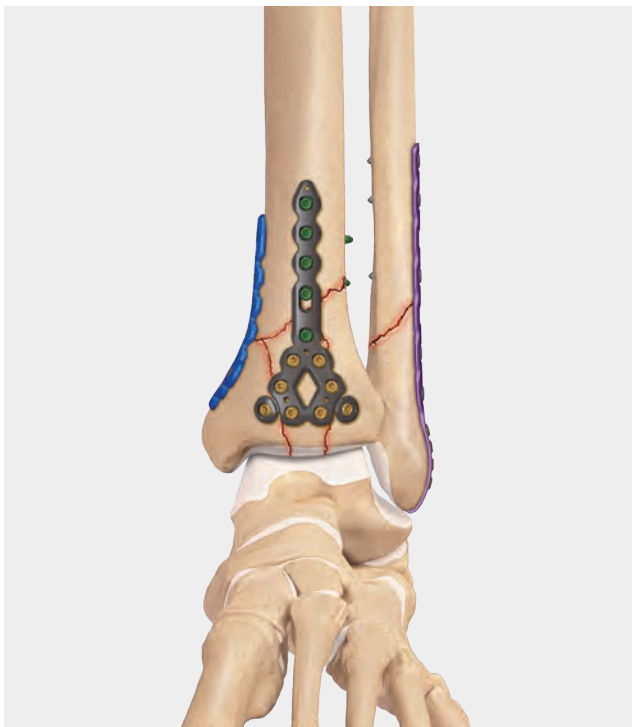
Guidewire w/ Trocar Tip, 1.35 mm, qty. 6	AR-8963-04
Drill Bit, calibrated, long, 2.0 mm	AR-8963-05

Literature

Product Description	Item Number
Distal Tibia Plating System Surgical Technique Guide	LT1-00027-EN

Multimedia

Product Description	Item Number
Anterolateral Distal Tibia Plate, animation	AN1-00168-EN
Pilon Fracture With Anterolateral and Posterior Distal Tibia Fracture Plating System, Presented by Jesse Doty, MD, video	VID1-00825-EN
Pilon Fracture Surgical Stabilization Using the Distal Tibia Plates, Presented by Charles J. Jordan, MD, video	VID1-01446-EN



The Titanium Pilon Fracture Plating System is a comprehensive distal tibia plating system. The system offers a wide variety of plating options with short to extra-long plate lengths available. This plating system accepts both 2.7 mm and 3.5 mm cortical and variable-angle locking screws, based on surgeon preference and patient needs.

The plating system includes options for the following approaches:

- Anterolateral
- Medial
- Anterior
- Posterior
- T-Plates
- Oblique T-Plates
- L-Plates

This system is a great complement for surgeons who prefer titanium plates and screws and can be paired with the Arthrex Titanium Ankle Fracture System to help plate the fibula.

Titanium Pilon Fracture Plating System

Product Description	Item Number
Instruments	
Guide Pin, 1.5 mm × 230 mm	0109-230
Guide Pin, fast threaded, 1.5 mm	0120-150
Temporary Fixation Pin, ankle plate	0121-000
Countersink	4006-000
Drill Guide, Hook Plate	0347-000
Drill Guide, Ankle Plate, 1.9 mm	0348-000
Drill Guide, 2.8 mm	0349-100
Drill Guide, snap-in, 2.8 mm	0352-100
Drill Guide, snap-in, 1.9 mm	0354-000
Drill Guide, 3.5 mm	0355-000
Drill Guide, impactor, lite hook plate	0369-000
Drill Guide, snap-in, lite plates, 2.8 mm	0370-000
Drill Guide, snap-in, lite plates, 1.9 mm	0371-000
Targeting Drill Guide, 2.8 mm	0380-000
Drill Guide, fixed angle, 2.8 mm	0381-000
Depth Gauge, drill pin, ankle plate	0541-000
Depth Gauge, hook tip, ankle plate	0543-000
Depth Gauge, hook tip	0550-000
Depth Gauge, hook tip, distal	0552-000
Depth Gauge, unicortical	0553-000
Screw Sheath	0643-000
Screw Sheath, targeting	0660-000
Obturator	0661-000
Forceps, lobster claw, serrated	0819-000
Forceps, plate holding	0824-200
Fixation Pin, temp, compression wheel	0832-100
Bending Iron, ankle plate	0843-000
Bending Iron, ankle plate	0843-100
Bending Iron, lite plate	0859-000
Bone Pick, 6 in	0900-000
Reduction Forceps, long ratchet	0901-100
Mini Hohmann Retractor, 8 mm blade	0903-000
Hohmann Retractor, 15 mm blade	0904-000
Suture Passing Dissector	0906-000
Lamina Spreader, ankle plate	0907-000
Queen Tong Forceps	0908-000
Prince Tong Forceps	0909-000
Elevator, periosteal, 5 mm	0911-000
Elevator, periosteal, 10 mm	0912-000
King Tong Forceps	0916-000
Elevator	0917-000
Reduction Forceps, angled	0918-000
Targeting Alignment Post	4914-000
Targeter Alignment Lock	4915-000
Targeter Alignment Post	4918-000
Attachment Bolt	4916-000
Parallel Drill Guide, 1.5 mm	0356-000
Targeter Alignment Lock	4919-000



Product Description	Item Number
Instruments (Cont.)	
Targeting Arm, tibia plate, left	4920-000
Targeting Arm, tibia plate, right	4921-000
Driver, cannulated, T15	5014-000
Captured Screwdriver, T10	5015-100
Handle, axial, fixed, small, cannulated	5017-000
Handle, axial, fixed, small, A/O quick connect	5017-100
Screw Gripper	5022-000
Power Torque-Limiting Adaptor, 1.7 Nm	5023-000
Screwdriver, short, T10	5025-100
Torque-Limiting Handle, ratcheting, 1.7 Nm	5027-000
Wrench, targeter sheath	5040-000
Driver, T10	5042-000
Driver, targeter sheath	5044-000
Ankle Plate Contouring Tool	9127-000
Lower Extremity Instrument tray	9937-000
Lower Extremity Screw Tray	9938-000
Lower Extremity Plates Tray	9939-000
Lite Tray	9948-000
Proximal Tibia Plate Tray	9955-000
Proximal Tibia Instrument Tray	9956-000
Proximal Tibia Screw Tray	9957-000
Plates	
Medial Pilon Plate, short, 13H, left	3031-013
Medial Pilon Plate, medium, 17H, left	3031-017
Medial Pilon Plate, long, 21H, left	3031-021
Medial Pilon Plate, short, 13H, right	3032-013
Medial Pilon Plate, medium, 17H, right	3032-017
Medial Pilon Plate, long, 21H, right	3032-021


Product Description	Item Number
Plates (Cont.)	
Anterolateral Distal Tibia Plate, short, 15H, left	3035-015
Anterolateral Distal Tibia Plate, medium, 19H, left	3035-019
Anterolateral Distal Tibia Plate, long, left, 23H	3035-023
Anterolateral Distal Tibia Plate, short, right, 15H	3036-015
Anterolateral Distal Tibia Plate, medium, right, 19H	3036-019
Anterolateral Distal Tibia Plate, long, right, 23H	3036-023
Anterior Distal Tibia Plate, short, 11H	3039-011
Anterior Distal Tibia Plate, long, 13H	3039-013
Anterior Cortical Rim Plate, 5H	3040-005
Posterior Distal Tibia Plate, left	3041-009
Posterior Distal Tibia Plate, right	3042-009
Distal Hook Plate, short, 3H	3043-003
Distal Hook Plate, medium, 5H	3043-005
Distal Hook Plate, long, 7H	3043-007
Lateral Distal Fibula Plate, XS, left, 10H	3051-010
Lateral Distal Fibula Plate, short, left, 12H	3051-012
Lateral Distal Fibula Plate, XS, right, 10H	3052-010
Lateral Distal Fibula Plate, short, right, 12H	3052-012
Lateral Distal Fibula Plate, long, right, 15H	3052-015
Lateral Distal Fibula Plate, long, left, 15H	3051-015
Posterolateral Distal Fibula Plate, short, left, 9H	3053-009
Posterolateral Distal Fibula Plate, long, left, 12H	3053-012
Posterolateral Distal Fibula Plate, short, right, 9H	3054-009
Posterolateral Distal Fibula Plate, long, right, 12H	3054-012
Semi-Tubular Plate, 3H	3060-003
Semi-Tubular Plate, 5H	3060-005
Semi-Tubular Plate, 7H	3060-007
Semi-Tubular Plate, 9H	3060-009
Semi-Tubular Plate, 11H	3060-011
Straight Plate, 3H	3061-003
Straight Plate, 5H	3061-005
Straight Plate, 7H	3061-007
Straight Plate, 9H	3061-009
Straight Plate, 11H	3061-011
T-Plate, 2 × 3H	3062-005
T-Plate, 2 × 5H	3062-007
T-Plate, 3 × 3H	3063-006
T-Plate, 3 × 5H	3063-008
Oblique Plate, 3 × 3H, left	3064-006
Oblique T-Plate, 3 × 5H, left	3064-008
Oblique Plate, 3 × 3H, right	3065-006
Oblique Plate, 3 × 5H, right	3065-008
L-Plate, 3 × 2H, left	3066-005
L-Plate, 3 × 4H, left	3066-007
L-Plate, 3 × 2H, right	3067-005
L-Plate, 3 × 4H, right	3067-007
Washer, small fragment	3075-000



Product Description	Item Number
Plates (Cont.)	
Lite Distal Hook Plate, 4H	3043-904
Lite Distal Hook Plate, 6H	3043-906
Lite Distal Hook Plate, 8H	3043-908
Lite Semi-Tubular Plate, 3H	3060-903
Lite, Semi-Tubular Plate, 5H	3060-905
Lite Semi-Tubular Plate, 7H	3060-907
Lite Semi-Tubular Plate, 9H	3060-909
Lite Semi-Tubular Plate, 11H	3060-911
Lite Semi-Tubular Plate, 13H	3060-913
Lite Semi-Tubular Plate, 15H	3060-915
Lite Semi-Tubular Plate, 17H	3060-917
Lite Straight Plate, 3H	3061-903
Lite Straight Plate, 5H	3061-905
Lite Straight Plate, 7H	3061-907
Lite Straight Plate, 9H	3061-909
Lite Straight Plate, 11H	3061-911
Lite Straight Plate, 3H	3061-913
Lite Straight Plate, 15H	3061-915
Lite Straight Plate, 17H	3061-917
Lite T-Plate, 2 × 3H	3062-905
Lite T-Plate, 2 × 5H	3062-907
Lite T-Plate, 3 × 3H	3063-906
Lite T-Plate, 3 × 5H	3063-908
Lateral Proximal Tibia Plate, left, 2H	3081-002
Lateral Proximal Tibia Plate, left, 3H	3081-003
Lateral Proximal Tibia Plate, left, 5H	3081-005
Lateral Proximal Tibia Plate, left, 8H	3081-008
Lateral Proximal Tibia Plate, left, 11H	3081-011
Lateral Proximal Tibia Plate, left, 14H	3081-014
Lateral Proximal Tibia Plate, right, 2H	3082-002

Product Description	Item Number
Plates (Cont.)	
Lateral Plate, right, 3H	3082-003
Lateral Plate, right 5H	3082-005
Lateral Plate, right, 8H	3082-008
Lateral Plate, right, 11H	3082-011
Lateral Plate, right, 14H	3082-014
Postmedial Plate, left, 4H	3085-004
Postmedial Plate, left, 5H	3085-005
Postmedial Plate, left, 8H	3085-008
Postmedial Plate, right, 4H	3086-004
Postmedial Plate, right, 5H	3086-005
Postmedial Plate, right, 8H	3086-008
Screws	
2.7 mm Nonlocking, 2.7 mm × 10 mm-50 mm (2 mm increments)	8083-010-050
3.5 mm Nonlocking, 3.5 mm × 10 mm-50 mm (2 mm increments)	8084-010-050
3.5 mm Nonlocking, 3.5 mm × 55 mm-60 mm	8084-055-060
4.0 mm Nonlocking, 4.0 mm × 14 mm-50 mm (2 mm increments)	8085-014-050
4.0 mm Nonlocking, 4.0 mm × 55 mm-60 mm	8085-055-060
4.0 mm Partially Threaded, 4.0 mm × 18 mm-50 mm (2 mm increments)	8086-018-050
4.0 mm Partially Threaded, 4.0 mm × 55 mm-60 mm	8086-055-060
2.7 mm VAL, 2.7 mm × 10 mm-50 mm (2 mm increments)	8087-010-050
3.5 mm VA, 3.5 mm × 10 mm-50 mm (2 mm increments)	8088-010-050
3.5 mm VAL, 3.5 mm × 55 mm-60 mm	8088-055-060
3.5 mm Workhorse Screw, 3.5 mm × 20 mm-50 mm (2 mm increments)	8100-020-050
3.5 mm Workhorse Screw, 3.5 mm × 55 mm-60 mm	8100-055-060
Disposables	
Drill, 1.9 mm	4008-000
Drill, 2.8 mm	4009-100
Drill, cannulated, 2.8 mm	4010-100
Tap, cortical, A/O, 2.7 mm	4023-000
Tap, cortical, A/O, 3 mm	4024-000
Tap, cortical, A/O, 3.5 mm	4024-100
Drill, calibrated, A/O, 3.5 mm	4025-000
Drill, quick, 2.8 mm	4027-000
Drill, quick, 1.9 mm	4028-000
Tap, cortical, A/O, 4.0 mm	4029-000
Drill, proximal, calibrated, 2.8 mm	4032-000
Drill, distal, calibrated, 2.8 mm	4040-000

ArthroFX® External Fixation System



The ArthroFX Large External Fixation System was designed to give surgeons a simple, efficient, and cost-effective solution for temporary or definitive fixation.

The system consists of:

- 11 mm carbon fiber rods
- 6 mm transfixation pins
- 4 mm and 5 mm Schanz pins
- Large combination clamps and multi-pin clamps with rod attachments

ArthroFX External Fixation System (AR-8964S)

Product Description	Item Number
Instruments	
Drill Guide Handle	AR-8964-17
Universal Chuck w/ T-Handle	AR-8964-20
Ratchet Wrench, 11 mm, qty. 2	AR-8964-21
Multi-Driver Adapter, qty. 2	AR-8964-19
6-Position Drill Guide Handle	AR-8964-18
Trocar, long, 3.5 mm, qty. 2	AR-8964-16
Trocar, short, 3.5 mm, qty. 2	AR-8964-15
Drill Sleeve, long, 3.5 mm, qty. 2	AR-8964-12
Drill Sleeve, short, 3.5 mm, qty. 2	AR-8964-11
Drill Sleeve, threaded, long, 5 mm, qty. 2	AR-8964-14
Drill Sleeve, threaded, short, 5 mm, qty. 2	AR-8964-13
Multi-Driver w/ T-Handle	AR-8964-23
ArthroFX Case	AR-8964C
Disposables	
Drill Bit, 3.5 mm	AR-8964-10

Product Description	Item Number
Implants/Instruments (to be ordered separately)	
Large Combination Clamp, qty. 24	AR-8964-07
Multi-Pin Clamp, large, qty. 2	AR-8964-08
Rod Attachment, large multi-pin clamp, qty. 4	AR-8964-09
Attachment arm, straight, qty. 4	AR-8964-27
Carbon Fiber Rod, 11 mm × 100 mm, qty. 4	AR-8964R-100
Carbon Fiber Rod, 11 mm × 150 mm, qty. 4	AR-8964R-150
Carbon Fiber Rod, 11 mm × 200 mm, qty. 4	AR-8964R-200
Carbon Fiber Rod, 11 mm × 250 mm, qty. 4	AR-8964R-250
Carbon Fiber Rod, 11 mm × 300 mm, qty. 4	AR-8964R-300
Carbon Fiber Rod, 11 mm × 350 mm, qty. 4	AR-8964R-350
Carbon Fiber Rod, 11 mm × 400 mm, qty. 4	AR-8964R-400
Carbon Fiber Rod, 11 mm × 450 mm, qty. 4	AR-8964R-450
Carbon Fiber Rod, 11 mm × 500 mm*, qty. 4	AR-8964R-500
Schanz Screw, 4 mm × 125 mm, qty. 4	AR-8964-01
Schanz Screw, 4 mm × 150 mm, qty. 4	AR-8964-02
Schanz Screw, 5 mm × 175 mm, qty. 4	AR-8964-03
Schanz Screw, 5 mm × 200 mm, qty. 4	AR-8964-04
Schanz Screw, 5 mm × 250 mm, qty. 2	AR-8964-24
Transfixation Pin, 6 mm × 225 mm, qty. 3	AR-8964-05
Transfixation Pin, 6 mm × 300 mm, qty. 3	AR-8964-06
End Cap, Screws, qty. 20	AR-8964-22

*Special order

Literature

Product Description	Item Number
ArthroFX External Fixation System Brochure	LB1-00058-EN

Multimedia

Product Description	Item Number
ArthroFX External Fixation System, animation	AN1-00243-EN
Delta Frame With the ArthroFX External Fixation System, Presented by Charles J. Jordan, MD, video	VID1-01469-EN
External Fixation of Pilon Fracture Using the ArthroFX System, Presented by John Riehl, MD, video	VPT1-00998-EN
Ankle Spanning Delta Frame, Presented by Todd Oliver, MD, video	VID1-00752-EN
ArthroFX System, Distal Tibia and Fibula Plates, Presented by Andrew Rosenbaum, MD, video	VPT1-00928-EN



Arthrex Tibial Nail

Product Description	Item Number
Instruments	
T-Handle, curved awl, silicone blue, cannulated	0256-200
Obturator, 3.6 mm	0273-000
Pin Guide, entry tube, 3.2 mm	0310-000
4.0 mm Distal Drill Guide, distal, locking assembly, qty. 2	0315-100
Pin Guide, suprapatellar	0346-100
T-Handle, cannulated, hudson female/J-hall connect	0468-000
Screw Capturing Rod, short	0476-000
Guidewire Gripper	0481-100
Ball Hex Driver, cannulated	0494-000
Depth Gauge, calibrated shaft, proximal hook tip	0507-100
Depth Gauge, distal	0514-200
Guidewire Depth Gauge, tibial	0520-000
Guidewire Depth Gauge, suprapatellar tibial	0520-100
Depth Gauge, hook tip, assembly, short	0525-000
Entry Tube, 13 mm	0612-100
A/R and Distal Sheath, locking, qty. 2	0621-100
Obturator Drill Guide, 4 mm	0622-000
Sheath Handle Assembly, suprapatellar	0641-000
Impactor Pad	0837-000
Reduction Tool, tibial nail	0838-000
Insertion Guide, low profile, tibial nail	1235-100
Insertion Guide Locking Bolt, tibial nail, qty. 2	1236-000
Reduction Bolt, insertion guide, tibial nail	1237-000
Targeting Module, tibial nail	1238-100
Locking Knob, insertion guide, tibial nail, qty. 2	1239-100
Locking Collet, targeting module, tibial nail, qty. 3	1242-100
Tibial Insertion Guide, extended	1255-000
Locking Bolt, tibial insertion guide, extended, qty. 2	1256-000
Reduction Bolt Extended Insertion Guide, tibia nail	1257-000
Reamer Shaft Extension, large Hudson	4012-100
Tibial Nail Case Assembly	9904-001
Tibial Nail Screw Case Assembly	9904-020
Tibial Nail Instrument Case Assembly	9920-000
Tibial Nail Case, 12 mm-13 mm	9904-0012

The Arthrex Tibial Nail System is designed to provide intramedullary fixation for various types of fractures, malunions, and nonunions of the tibia. The system uses one instrumentation tray that allows for either a parapatellar approach or suprapatellar approach.

The nail system features the following:

- Most distal screw cluster on the market: three distal screws at 5 mm, 13 mm, and 21 mm from the end of the nail
- Three proximal screw options, including a dynamic slot for compression or static positioning
- Threaded screw holes to maintain screw position in the two proximal static holes and the distal AP hole
- Up to 8 mm of intraoperative or postoperative compression
- Flexible suprapatellar sheath to minimize pressure on the patella
- Diameters: 8, 9, 10, 11 mm (12 and 13 mm available by special order)
- Lengths: 27 cm-39 cm by 1.5 cm increments
- 10° proximal Herzog bend and 3° distal bend to facilitate implantation



Product Description	Item Number
Nails	
Tibial Nail, 8 mm × 27 cm	1108-270
Tibial Nail, 8 mm × 28.5 cm	1108-285
Tibial Nail, 8 mm × 30 cm	1108-300
Tibial Nail, 8 mm × 31.5 cm	1108-315
Tibial Nail, 8 mm × 33 cm	1108-330
Tibial Nail, 8 mm × 34.5 cm	1108-345
Tibial Nail, 8 mm × 36 cm	1108-360
Tibial Nail, 8 mm × 37.5 cm	1108-375
Tibial Nail, 8 mm × 39 cm	1108-390
Tibial Nail, 9 mm × 27 cm	1109-270
Tibial Nail, 9 mm × 28.5 cm	1109-285
Tibial Nail, 9 mm × 30 cm	1109-300
Tibial Nail, 9 mm × 31.5 cm	1109-315
Tibial Nail, 9 mm × 33 cm	1109-330
Tibial Nail, 9 mm × 34.5 cm	1109-345
Tibial Nail, 9 mm × 36 cm	1109-360
Tibial Nail, 9 mm × 37.5 cm	1109-375
Tibial Nail, 9 mm × 39 cm	1109-390
Tibial Nail, 10 mm × 27 cm	1110-270
Tibial Nail, 10 mm × 28.5 cm	1110-285
Tibial Nail, 10 mm × 30 cm	1110-300
Tibial Nail, 10 mm × 31.5 cm	1110-315
Tibial Nail, 10 mm × 33 cm	1110-330
Tibial Nail, 10 mm × 34.5 cm	1110-345
Tibial Nail, 10 mm × 36 cm	1110-360
Tibial Nail, 10 mm × 37.5 cm	1110-375
Tibial Nail, 10 mm × 39 cm	1110-390
Tibial Nail, 11 mm × 27 cm	1111-270
Tibial Nail, 11 mm × 28.5 cm	1111-285
Tibial Nail, 11 mm × 30 cm	1111-300
Tibial Nail, 11 mm × 31.5 cm	1111-315
Tibial Nail, 11 mm × 33 cm	1111-330
Tibial Nail, 11 mm × 34.5 cm	1111-345
Tibial Nail, 11 mm × 36 cm	1111-360
Tibial Nail, 11 mm × 37.5 cm	1111-375
Tibial Nail, 11 mm × 39 cm	1111-390
Tibial Nail, 12 mm × 27 cm	1112-270
Tibial Nail, 12 mm × 28.5 cm	1112-285
Tibial Nail, 12 mm × 30 cm	1112-300
Tibial Nail, 12 mm × 31.5 cm	1112-315
Tibial Nail, 12 mm × 33 cm	1112-330
Tibial Nail, 12 mm × 34.5 cm	1112-345
Tibial Nail, 12 mm × 36 cm	1112-360
Tibial Nail, 12 mm × 37.5 cm	1112-375
Tibial Nail, 12 mm × 39 cm	1112-390
Tibial Nail, 13 mm × 27 cm	1113-270

Product Description	Item Number
Tibial Nail, 13 mm × 28.5 cm	1113-285
Tibial Nail, 13 mm × 30 cm	1113-300
Tibial Nail, 13 mm × 31.5 cm	1113-315
Tibial Nail, 13 mm × 33 cm	1113-330
Tibial Nail, 13 mm × 34.5 cm	1113-345
Tibial Nail, 13 mm × 36 cm	1113-360
Tibial Nail, 13 mm × 37.5 cm	1113-375
Tibial Nail, 13 mm × 39 cm	1113-390
Screws	
Captured Cortical Screw, 5 mm × 24 mm-50 mm, (2mm Increments)	8001-024-050
Captured Cortical Screw, 5 mm × 55 mm-80 mm, (5 mm Increments)	8001-055-080
Captured Cortical Screw, 4.2 mm × 25 mm-50 mm, (5 mm Increments)	8002-025-050
End Caps and Accessories (Tibial Nail)	
End Cap, 5 mm	1115-050
End Cap, 10 mm	1115-100
End Cap, compression	1116-000
Spacer, static locking	1117-000
Disposables	
Guidewire w/ Trocar Tip, 2 mm × 300 mm	0102-300
Entry Reamer, tibial nail, cannulated, 12.0 mm	0228-100
Suprapatellar Tibial Entry Sheath	0642-000
Guide Pin, 3.2 mm × 330 mm, sterile	S0100-000
Drill, AO Style, 4 mm × 165 mm, sterile	S0210-200
Drill, calibrated, AO, 4 mm × 280 mm, sterile	S0219-100
Drill, AO, 3.2 mm × 165 mm, sterile	S0229-000
Guidewire, ball nose, sterile, 3 mm	0101-900S
Screw Driver, hex, cannulated, 5 mm	0472-000
Extractor, easyout	0812-100

Literature

Product Description	Item Number
Tibial Nail System Surgical Technique Guide	LT1-000211-en-US

Mini Comprehensive Fixation System (CFS)—Hand and Foot



The Mini Comprehensive Fixation System consists of titanium, variable-angle locking, low-profile plates and screws designed for osteotomies, fusions, and fractures of small bones.

- 1.0 mm, 1.4 mm and 1.6 mm (hand and wrist)
- 2.0 mm and 2.4 mm (hand, wrist, foot and ankle)

Features and Benefits:

- 56 Plating options
- Universal straight, T-, Wide T-, V-, and Y-plates
- Reinforced straight and T-plates
- Unique bridge, cage, and triangle plates
- Variable-angle locking holes
- Compression holes
- 1.0/1.4/1.6/2.0/2.4 mm screws
- Color-coded modules with intuitive instrumentation
- Curved plate cutter
- Superior screw-holding sleeve
- Extended 2.5 Compression FT screws for intramedullary fracture fixation
- Extended 3.5 Compression FT screws for intramedullary fixation

1.4 mm Module

- 10 plates
- 6 mm-16 mm screws

2.0 mm Module

- 18 plates
- 6 mm-40 mm screws

1.6 mm Module

- 11 plates
- 6 mm-24 mm screws

2.4 mm Module

- 17 plates
- 6 mm-40 mm screws


Mini CFS Cases

Product Description	Item Number
Mini CFS Instrument Case	AR-18700C
Mini CFS Implant Caddy Case	AR-18700CS-01
Mini CFS Instrument Upper Tray	AR-18700CS-02

Mini Comprehensive Fixation System (AR-18700FS)

Product Description	Item Number
Instruments	
Depth Device, 1.4 mm/1.6 mm	AR-18700-27
Depth Device, 2.0 mm/2.4 mm	AR-18700-35
Plate Cutter	AR-18700-28
Torque Limiting Adaptor, AO	AR-18700-39
Termite Forceps, qty. 2	AR-18700-40
Handle, mini AO	AR-18700-44
Handle, jewelers knob, mini AO	AR-18700H
Torque-Limiting Handle	AR-8916TL-011
Reduction Forceps, pointed	AR-18700-45
Reduction Forceps, toothed	AR-18700-52
Verbugge Plate-Holding Forceps	AR-18700-48
Screw-Holding Forceps, self-retaining	AR-8941F
Lobster Clamp, mini	AR-18700-46
Lobster Clamp, radiolucent	AR-18700-49
Ikuta Clamp	AR-18700-47
Perc Pin Clamp	AR-8737-57
Hohmann Retractor, double-ended, qty. 2	AR-18700-53
Pliers, needlenose, qty. 2	AR-8916-24
Freer Elevator	AR-8943-19
Periosteal Elevator, curved blade, 6 mm	AR-8943-20
Sharp Hook	AR-8943-21
Optional	
Mini AO to AO Adapter	AR-18700-87

Mini Comprehensive Fixation System (CFS) – Hand and Foot (1.4 mm and 1.6 mm)



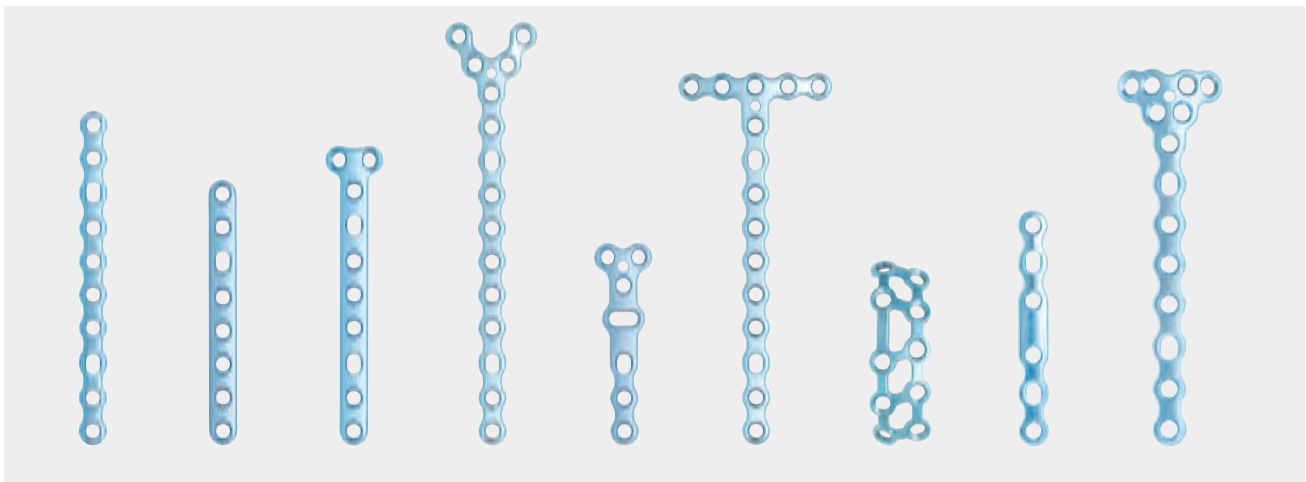
Mini Comprehensive Fixation System, 1.4 mm (AR-18700S-14)

Product Description	Item Number
Instruments	
Drill Guide, 1.1 mm/1.4 mm	AR-18700-08
Driver Shaft, T4, self-retaining, mini AO, qty. 2	AR-18700-09
Countersink, solid, 1.4 mm	AR-18700-10
Holding Sleeve, 1.4 mm	AR-18700-11
Depth/Drill Guide, 1.4 mm	AR-18700-18
Driver Shaft, T4, non-retaining, mini AO	AR-18700-29
Parallel Drill Guide, hook plate, 1.4 mm	AR-18700-32
Locking Bending Guide, 1.4 mm, qty. 2	AR-18700-43
Drill Guide, VAL, cone-shaped, 1.4 mm	AR-18700-59
Mini CFS Caddy w/ Lid, 1.0 mm/1.4 mm	AR-18700C-14
Plates, Titanium, 1.4 mm	
Straight Plate, 6-hole, qty. 2	AR-18714P-03
Straight Plate, 10-hole	AR-18714P-07
Y-Plate, 6-hole	AR-18714P-10
Y-Plate, 8-hole	AR-18714P-12
Triangle Plate, 8-hole	AR-18714P-18
Z-Plate, 10-hole	AR-18714P-20
Hook Plate	AR-18714P-21
Cage Plate, 2 x 5 hole	AR-18714P-22
T-Plate, 8-hole, qty. 2	AR-18714P-27
Bridge Plate, straight, 6-hole	AR-18714P-29
Screws, Titanium	
Low Profile Screws, cortical, 1.4 mm x 6 mm-16 mm	AR-18714-06-16
VAL Screw, 1.4 mm x 6 mm-16 mm	AR-18714V-06-16
Disposables	
Drill Bit, mini AO, calibrated, 1.1 mm, qty. 2	AR-18700-06
Drill Bit, mini AO, 1.4 mm, qty. 2	AR-18700-07
Guidewire w/ Trocar Tip, 1.1 mm, qty. 6	AR-18700-30
BB-Tak, small, qty. 4	AR-18700-34

Mini Comprehensive Fixation System, 1.6 mm (AR-18700S-16)

Product Description	Item Number
Instruments	
Drill Guide, 1.2 mm/1.6 mm	AR-18700-14
Driver Shaft, T6, self-retaining, mini AO, qty. 2	AR-18700-15
Countersink, solid, 1.6 mm	AR-18700-16
Holding Sleeve, 1.6 mm	AR-18700-17
Depth/Drill Guide, 1.6 mm	AR-18700-19
Driver Shaft, T6, non-retaining, mini AO	AR-18700-23
Locking Bending Guide, 1.6 mm/2.0 mm, qty. 2	AR-18700-26
Parallel Drill Guide, hook plate, 1.6 mm	AR-18700-31
VAL Drill Guide, cone-shaped, 1.6 mm	AR-18700-60
Mini CFS Caddy w/ Lid, 1.6 mm	AR-18700C-16
Plates, Titanium, 1.6 mm	
Straight Plate, 6-hole, qty. 2	AR-18716P-03
Straight Plate, 10-hole	AR-18716P-07
Y-Plate, 6-hole	AR-18716P-10
Y-Plate, 8-hole	AR-18716P-12
T-Plate, 8-hole, qty. 2	AR-18716P-18
Z-Plate, 10-hole	AR-18716P-20
Cage Plate, 2 x 5 hole	AR-18716P-21
Hook Plate	AR-18716P-22
Triangle Plate, 8-hole	AR-18716P-27
Bridge Plate, straight, 6-hole	AR-18716P-29
Rotation Correction Plate	AR-18716P-30
Screws, Titanium	
Low Profile Screws, cortical, 1.6 mm x 6 mm-16 mm	AR-18716-06-16
Low Profile Screws, cortical, 1.6 mm x 18 mm -24 mm (2 mm increments)	AR-18716-18-24
VAL Screws, 1.6 mm x 6 mm-16 mm	AR-18716V-06-16
VAL Screws, 1.6 mm x 18 mm-24 mm (2 mm increments)	AR-18716V-18-24
Disposables	
Drill Bit, mini AO, calibrated, 1.2 mm, qty. 2	AR-18700-12
Drill Bit, mini AO, 1.6 mm, qty. 2	AR-18700-13
Guidewire w/ Trocar Tip, qty. 6	AR-18700-33
BB-Tak, small, qty. 4	AR-18700-34

Mini Comprehensive Fixation System (CFS) – Hand and Foot (2.0 mm)



Mini Comprehensive Fixation System, 2.0 mm (AR-18700S-20)


Product Description	Item Number
Instruments	
Driver Shaft, T6, self-retaining, mini AO, qty. 2	AR-18700-15
Drill Guide, 1.5 mm/2.0 mm	AR-18700-22
Driver Shaft, T6, non-retaining, mini AO	AR-18700-23
Countersink, solid, 2.0 mm	AR-18700-24
Holding Sleeve, 2.0 mm	AR-18700-25
Locking Bending Guide, 1.6 mm/2.0 mm, qty. 2	AR-18700-26
Depth/Drill Guide, 1.6 mm/2.0 mm	AR-18700-37
VAL Drill Guide, cone-shaped, 2.0 mm	AR-18700-61
Mini CFS Caddy w/ Lid, 2.0 mm	AR-18700C-20
Plates, Titanium, 2.0 mm	
Straight Plate, 6-hole, qty. 2	AR-18720P-03
Straight Plate, 10-hole	AR-18720P-07
Y-Plate, 6-hole	AR-18720P-10
Y-Plate, 8-hole	AR-18720P-12
T-Plate, 6-hole, qty. 2	AR-18720P-17
T-Plate, 8-hole, qty. 2	AR-18720P-19
Straight Plate, 6-hole, reinforced	AR-18720P-24
Straight Plate, 8-hole, reinforced	AR-18720P-26
T-Plate, 6-hole, reinforced	AR-18720P-31
T-Plate, 8-hole, reinforced	AR-18720P-33
V-Plate, 6-hole	AR-18720P-37
V-Plate, 10-hole	AR-18720P-41
T-Plate, wide, 6-hole	AR-18720P-43
T-Plate, wide, 10-hole	AR-18720P-47
T-Plate, rotation correction, 5-hole	AR-18720P-48
Cage Plate, 2 × 5 hole	AR-18720P-49
Triangle Plate, 8-hole	AR-18720P-54
Bridge Plate, straight, 6-hole	AR-18720P-55

Product Description	Item Number
Screws, Titanium	
Low Profile Screws, cortical, 2.0 mm × 6 mm-16 mm	AR-18720-06-16
Low Profile Screws, cortical, 2.0 mm × 18 mm-40 mm (2 mm increments)	AR-18720-18-40
VAL screws, 2.0 mm × 6 mm-16 mm	AR-18720V-06-16
VAL screws, 2.0 mm × 18 mm-40 mm (2 mm increments)	AR-18720V-18-40
Disposables	
Drill Bit, 1.5 mm, qty. 2	AR-18700-20
Drill Bit, mini AO, 2.0 mm, qty. 2	AR-18700-21
Guidewire w/ Trocar Tip, 1.6 mm, qty. 6	AR-18700-51
BB-Tak, small, qty. 4	AR-18700-34

Intramedullary Fracture Fixation - Extended 2.5 Compression FT screws

Product Description	Item Number
2.5 Micro Compression FT™ Mini CFS Caddy Insert	AR-18700C-20-1
Instruments	
Hex, Compression FT driver, 1.5 mm	AR-8737-37
Depth Device, small compression FT	AR-8737-51
Disposables	
Drill Bit, compression FT, calibrated, 2.2 mm	AR-8737-58
Guidewire w/ Trocar Tip, 0.86 mm	AR-8737-39
2.5 Micro Compression FT™ Screws	
2.5 Micro Compression FT Screw, 36 mm	AR-8725-36H
2.5 Micro Compression FT Screw, 40 mm	AR-8725-40H
2.5 Micro Compression FT Screw, 46 mm	AR-8725-46H
2.5 Micro Compression FT Screw, 50 mm	AR-8725-50H

Mini Comprehensive Fixation System (CFS) – Hand and Foot (2.4 mm)



Mini Comprehensive Fixation System, 2.4 mm (AR-18700S-24)

Product Description	Item Number
Instruments	
Holding Sleeve, 2.4 mm	AR-18700-38
Driver Shaft, T8, self-retaining, AO, qty. 2	AR-18700-54
Driver Shaft, T8, non-retaining, AO	AR-18700-55
Depth/Drill Guide, 2.4 mm	AR-18700-57
VAL Drill Guide, cone-shaped, 2.4 mm	AR-18700-62
Drill Guide, 1.7 mm/2.5 mm	AR-8916-05
Countersink, 2.4 mm	AR-8950-01
Locking Bending Guide, 2.4 mm, qty. 2	AR-8950-08
Mini CFS Caddy w/ Lid, 2.4 mm	AR-18700C-24
Plates, Titanium, 2.4 mm	
Straight Plate, 6-hole, qty. 2	AR-18724P-03
Straight Plate, 10-hole	AR-18724P-07
T-Plate, 6-hole, qty. 2	AR-18724P-10
T-Plate, 8-hole	AR-18724P-12
Straight Plate, 6-hole, reinforced	AR-18724P-17
Straight Plate, 8-hole, reinforced	AR-18724P-19
V-Plate, 6-hole	AR-18724P-23
V-Plate, 10-hole	AR-18724P-27
T-Plate, wide, 6-hole	AR-18724P-29
T-Plate, wide, 10-hole	AR-18724P-33
Bridge Plate, straight, 6-hole	AR-18724P-34
Triangle Plate, 8-hole	AR-18724P-39
T-Plate, 6-hole, reinforced	AR-18724P-42
T-Plate, 8-hole, reinforced	AR-18724P-44
Y-Plate, 6-hole	AR-18724P-49
Y-Plate, 8-hole	AR-18724P-51
Cage Plate, 2 × 5 hole	AR-18724P-54
Screws, Titanium	
Low Profile Screws, cortical, 2.4 mm × 6 mm-16 mm	AR-18724-06-16
Low Profile Screws, cortical, 2.4 mm × 18 mm-40 mm (2 mm increments)	AR-18724-18-40
VAL Screws, 2.4 mm × 6 mm-16 mm	AR-18724V-06-16
VAL Screws, 2.4 mm × 18 mm-50 mm (2 mm increments)	AR-18724V-18-50

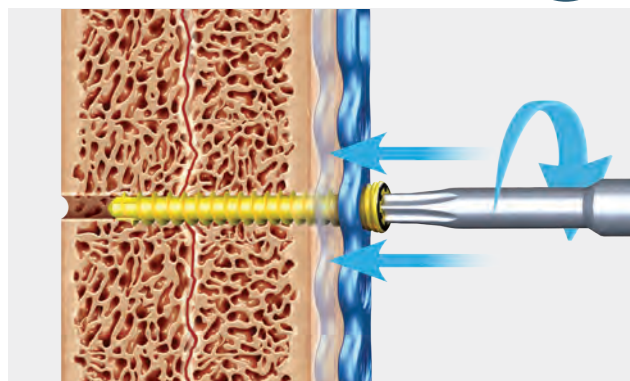
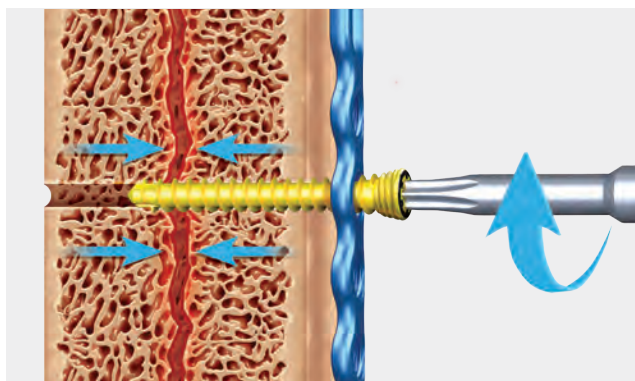
Product Description	Item Number
Disposables	
Guidewire w/ Trocar Tip, 1.6 mm, qty. 6	AR-18700-71
BB-Tak, small, qty. 4	AR-18700-34

Intramedullary Fracture Fixation - Extended 3.5 Compression FT screws

Product Description	Item Number
Disposables	
3.5 Mini Compression FT™ Mini CFS Caddy Insert	AR-18700C-20-1
Instruments	
T10 Hexalobe Driver for 3.5 Compression Ft	AR-8737-38
Depth Device, small compression FT	AR-8737-51
Disposables	
Drill Bit, compression FT, calibrated, 3.2 mm	AR-8737-50
Guidewire w/ Trocar Tip, 0.45 in	AR-8737-41
3.5 Mini Compression FT™ Screws	
3.5 Mini Compression FT Screw, 36 mm	AR-8730-36H
3.5 Mini Compression FT Screw, 40 mm	AR-8730-40H
3.5 Mini Compression FT Screw, 46 mm	AR-8730-46H
3.5 Mini Compression FT Screw, 50 mm	AR-8730-50H

Multimedia

Product Description	Item Number
Mini CFS Plates – Foot & Ankle, animation	AN1-000098-en-US
Mini CFS – Mini Comprehensive Fixation System, animation	AN1-000214-en-US
Posterior Malleolus Fracture Repair Using the Mini Comprehensive Fixation System 2.4 mm surgical technique video, Presented by Eric Tan, MD	VID1-000627-en-US
Medial Malleolus Fracture Repair Using the Mini Comprehensive Fixation System video, Presented by Eric W. Tan, MD	VID1-000628-en-US
Talus Fracture Repair With the Mini CFS Fixation System, surgical technique video, Presented by Thomas G. Harris, MD	VID1-000629-en-US
Navicular Fracture Repair With the Mini CFS 2.0 mm Cage Plate	VID1-000630-en-US
Mini CFS Foot and Ankle, Presented by Thomas G. Harris, MD, video	VID1-000873-en-US



The KreuLock locking compression screws combine the proven technology of the Headless Compression FT screws with a locking screw head to provide compression along the screw for treatment of fractures or fusions. They will also bring the plate to the bone.

- Variable-Stepped Thread Pitch – the screw tip’s wider thread pitch enters the bone faster than trailing threads, gradually compressing the fragments as the screw is advanced
- Locking Head – mates with existing plates
- Individual screw and instrument modules for each screw family
- Available in titanium and stainless steel

KreuLock Screw System (AR-8787CLS)

Product Description	Item Number
KreuLock Compression Screw Case	AR-8787CLC
Ratcheting Handle, AO QC	AR-8700RH
Screw Holding Forceps, self-retaining	AR-8941F

KreuLock Screw System, 2.4, VAL, Ti (AR-8724VCLS)

Product Description	Item Number
Instruments	
Profile Drill, VAL, 2.4 mm	AR-8724VD-01
Drill Guide, locking, 2.4 mm, qty. 2	AR-8950-04
Drill Guide, 1.7 mm / 2.5 mm	AR-8916-05
Drill Guide, VAL, 2.4 mm	AR-8724GV
Drill Guide, VAL, locking, 2.4 mm, qty. 2	AR-8724GVN
Depth Device, 2.4 mm	AR-13120G-2
Driver, T8, solid, qty. 2	AR-8916-27
KreuLock Compression Screw Caddy	AR-8724VCLC
Accessories	
KreuLock Compression Screw Caddy Lid	AR-8724VCLC-01
Implants (order separately)	
KreuLock Compression Screws, Ti, 2.4 mm × 10 mm-40 mm (2 mm increments)	AR-8724VCL-10 - 40

Disposables


Product Description	Item Number
Drill Bit, 1.7 mm, qty 2	AR-8916-14
Drill Bit, 2.4 mm	AR-4160-24
BB-Tak, threaded, qty 2	AR-13226T
BB-Tak, qty 2	AR-13226

KreuLock Screw System, 3.0 VAL, Ti (AR-8933VCLS)

Product Description	Item Number
Instruments	
Profile Drill, VAL, 3.0 mm	AR-8933VD-01
Drill Guide, 2.0 mm/3.0 mm	AR-8943-31
Drill Guide, locking, 3.0 mm, qty. 2	AR-8950-07
Drill Guide, VAL, 3.0 mm	AR-8933GV
Drill Guide, locking, VAL, 3.0 mm, qty 2	AR-8933GVN
Driver, T10, solid, qty 2	AR-8944DH
Depth Device, 3.0 mm	AR-4166
KreuLock Compression Screw Caddy	AR-8933VCLC
Accessories	
KreuLock Compression Screw Caddy Lid	AR-8933VCLC-01
Implants (order separately)	
KreuLock Compression Screws, Ti, 3.0 mm × 12 mm-40 mm (2 mm increments)	AR-8933VCL-12 - 40

Disposables

Product Description	Item Number
Drill Bit, 2.0 mm, qty 2	AR-8944-22
Drill Bit, 3.0 mm	AR-8950-05
BB-Tak, threaded, qty 2	AR-13226T
BB-Tak, qty 2	AR-13226



**KreuLock Screw System,
3.0, Hybrid, VAL, Ti (AR-8933HVCLS)**

Product Description	Item Number
Instruments	
Profile Drill, hybrid, VAL, 3.0 mm	AR-8933HVD-01
Drill Guide, hybrid, locking, 3.0, qty 2	AR-8933HGL
Drill Guide, hybrid, VAL, locking, 3.0, qty 2	AR-8933HGV
Drill Guide, 2.6 mm/1.35 mm	AR-8943-03
Driver, T10, solid, qty 2	AR-8944DH
Depth Device, hybrid, 3.0 mm/3.5 mm	AR-8943-15
KreuLock Compression Screw Caddy	AR-8933HVCLC
Accessories	
KreuLock Compression Screw Caddy Lid	AR-8933HVCLC-01
Implants (Order Separately)	
KreuLock Compression Screws, hybrid, VAL, Ti, 3 mm × 12 mm-60 mm (2 mm increments)	AR-8933HVCL-12 - 60

Disposables

Product Description	Item Number
Drill Bit, 2.5 mm, qty 2	AR-8933HD
BB-Tak, threaded, qty 2	AR-13226T
BB-Tak, qty 2	AR-13226

KreuLock Screw System, 3.5, Ti (AR-8935CLS)

Product Description	Item Number
Instruments	
Profile Drill 3.5 mm	AR-8935D-01
Driver, T15, solid, qty 2	AR-8941DH
Drill Guide, locking, 3.5 mm, qty 2	AR-8943-43
Depth Device, 3.5 mm	AR-8943-15
Drill Guide, 2.6 mm/1.35 mm	AR-8943-03
KreuLock Compression Screw Caddy	AR-8935CLC
Accessories	
KreuLock Compression Screw Caddy Lid	AR-8935CLC-01
Implants (Order Separately)	
KreuLock Compression Screws, Ti, 3.5 mm × 12 mm-60 mm (2 mm increments)	AR-8935CL-12 - 60

Disposables

Product Description	Item Number
Drill Bit, 2.5 mm, qty 2	AR-8943-42
Drill Bit, 3.5 mm	AR-4160-35
BB-Tak, threaded, qty 2	AR-8970-09T
BB-Tak, qty 2	AR-8970-09

KreuLock Screw System (AR-8787CLS)

Product Description	Item Number
KreuLock Compression Screw Case	AR-8787CLC
Ratcheting Handle, AO QC	AR-8700RH
Screw Holding Forceps, self-retaining	AR-8941F

KreuLock Screw System, 2.7, SS (AR-8827CLS)

Product Description	Item Number
Instruments	
Profile Drill, 2.7 mm	AR-8827D-03
Drill Guide, locking, 2.7 mm, qty 2	AR-8943-17
Drill Guide, locking, long, 2.7 mm, qty 2	AR-8963-08
Drill Guide, 2.7 mm/2.0 mm	AR-8827D-02
Driver, T10, solid, qty 2	AR-8944DH
Screwdriver, T10	AR-8943-08
KreuLock Compression Screw Caddy	AR-8827CLC
Accessories	
KreuLock Compression Screw Caddy Lid	AR-8827CLC-01
Implants (order separately)	
KreuLock Compression Screws, SS, 2.7 mm × 10 mm-60 mm (2 mm increments)	AR-8827CL-10 - 60

Disposables

Product Description	Item Number
Drill Bit, 2.0 mm, qty 2	AR-8943-16
Drill Bit, long, 2.0 mm, qty 2	AR-8963-05
Drill Bit, 2.7 mm, qty 2	AR-8827D-01
BB-Tak, threaded, qty 2	AR-13226T
BB-Tak, qty 2	AR-13226

KreuLock Screw System, 3.5 SS (AR-8835CLS)

Product Description	Item Number
Instruments	
Profile Drill, 3.5 mm	AR-8935D-01
Drill Guide, locking, 3.5 mm, qty 2	AR-8943-43
Screwdriver, T15	AR-8943-10
Driver, T15, solid, qty 2	AR-8941DH
Depth Device, 2.7 mm/3.5 mm/4.0 mm	AR-8943-15
KreuLock Compression Screw Caddy	AR-8835CLC
Accessories	
KreuLock Compression Screw Caddy Lid	AR-8835CLC-01
Implants (order separately)	
KreuLock Compression Screws, SS, 3.5 mm × 12 mm-50 mm (2 mm increments)	AR-8835CL-12 - 50

Disposables

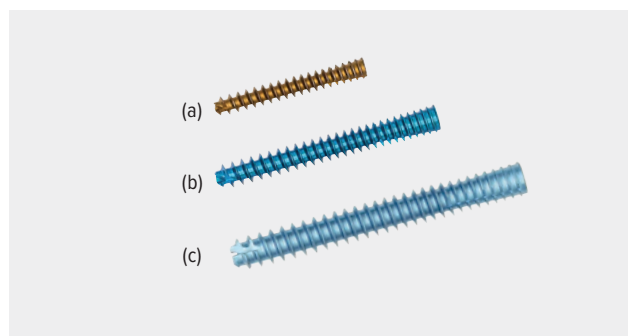
Product Description	Item Number
Drill Bit, 2.5 mm, qty 2	AR-8943-42
BB-Tak, threaded, qty 2	AR-8970-09T
BB-Tak, qty 2	AR-8970-09

Compression FT Screw System (2.5 Micro, 3.5 Mini, and 4.0 Standard)

The cannulated titanium 2.5 Micro, 3.5 Mini, and 4.0 Standard Compression FT headless screws can be used for a wide range of indications in the lower extremities. They are intended for intra-articular and extra-articular fractures and nonunions of small bones and small bone fragments; arthrodesis of small joints; and bunionectomies and osteotomies. The variable-stepped pitch headless design reduces profile complications, provides compression, and allows for simplified insertion.

Key Features and Benefits:

- Variable-Stepped Thread Pitch – the screw tip’s wider thread pitch enters the bone faster than trailing threads, gradually compressing the fragments as the screw is advanced
- Headless – the titanium screws can be implanted intra-articularly and extra-articularly with minimal risk of impingement or soft-tissue irritation
- Self-Drilling and Self-Tapping – 2 sets of cutting flutes facilitate insertion
- Multiple Size Options – the screws are available in 2.5, 3.5, and 4.0
- Cannulation – assists in accurate placement for both percutaneous and open indications
- Hexalobe recess in 3.5 and 4.0 Compression FT screws provide improve torque transmission.
Note: 2.5 screw has 1.5 mm hex driver.
- Available in titanium alloy



Compression FT Screw System (AR-8738S)

Product Description	Item Number
Instruments	
Depth Device	AR-8737-51
Obturator for Drill Guide	AR-8737-44
Percutaneous Drill Guide	AR-8737-43
Screwdriver Handle, ratcheting	AR-8950RH
Guidewire Plunger	AR-8737-56
Screw Holding Forceps	AR-8941F
Percutaneous Pin Clamp	AR-8737-57
Compression FT Screw System Instrument Case	AR-8738C
2.5 Micro Compression FT™ Screw Instruments	
Driver, cannulated, 1.5 mm hex	AR-8737-37
Driver, solid, 1.5 mm hex	AR-8737-45
Profile Drill, Micro	AR-8737-46
Parallel Drill Guide	AR-8737-48
Screw Extractor/Trephine	AR-8737-59
3.5 Mini Compression FT™ Screw Instruments	
Driver, T10 hexalobe, cannulated	AR-8737-38
Driver, T10 hexalobe, solid	AR-8950SD-10
Profile Drill, Mini	AR-8737-47
Parallel Drill Guide	AR-8737-49
Screw Extractor/Trephine	AR-8737-59
4.0 Standard Compression FT Screw Instruments	
Driver, T10 hexalobe, cannulated	AR-8737-38
Driver, T10 hexalobe, solid	AR-8950SD-10
Profile Drill, standard	AR-8737-54
Parallel Drill Guide	AR-8737-55
Screw Extractor/Trephine	AR-8737-60
Implants	
2.5 Micro Compression FT Screws* (a) 8 mm-14 mm (1 mm increments) 16 mm-50 mm (2 mm increments)	AR-8725-08H – 14H AR-8725-16H – 50H
3.5 Mini Compression FT™ Screws* (b) 12 mm-60 mm (2 mm increments)	AR-8730-12H – 60H
4.0 Standard Compression FT Screws (c) 16 mm-60 mm (2 mm increments)	AR-8740-16H – 60H

*2.5 Micro and 3.5 Mini Compression FT screws and instrumentation are also available in the QuickFix™ Cannulated Screw Set (AR-8737S).

Compression FT Screw System (2.5 Micro, 3.5 Mini, and 4.0 Standard) (Cont.)



Disposables (not included in set)

Product Description	Item Number
2.5 Micro Compression FT™ Screws	
Drill Bit, straight, cannulated, 2 mm	AR-8737-34
Drill Bit, straight, cannulated, 2.2 mm (hard bone option)	AR-8737-58
Guidewire w/ Trocar Tip, 0.034 in (0.86 mm), laser-marked	AR-8737-39
Guidewire w/ Double Trocar Tip, 0.034 in (0.86 mm), laser-marked	AR-8737-39KD
Guidewire w/ Trocar Tip, threaded, 0.034 in (0.86 mm), laser-marked	AR-8737-40
3.5 Mini Compression FT™ Screws	
Drill Bit, straight, cannulated, 2.7 mm	AR-8737-35
Guidewire w/ Trocar Tip, 0.045 in (1.1 mm), laser-marked	AR-8737-41
Guidewire w/ Double Trocar Tip, 0.045 in (1.1 mm), laser-marked	AR-8737-41KD
Guidewire w/ Trocar Tip, threaded, 0.045 in (1.1 mm), laser-marked	AR-8737-42
4.0 Standard Compression FT Screws	
Drill Bit, straight, cannulated, 3.2 mm	AR-8737-50
Guidewire w/ Trocar Tip, 0.045 in (1.1 mm), laser-marked	AR-8737-41
Guidewire w/ Double Trocar Tip 0.045 in (1.1 mm), laser-marked	AR-8737-41KD
Guidewire w/ Trocar Tip, threaded, 0.045 in (1.1 mm), laser-marked	AR-8737-42

Optional

Product Description	Item Number
Compression FT Screw System Caddy, common instruments	AR-8738C-01
Compression FT Screw System Caddy, Micro	AR-8738C-02
Compression FT Screw System Caddy, Mini	AR-8738C-03
Compression FT Screw System Caddy, Standard	AR-8738C-04


Literature

Product Description	Item Number
Arthrex Compression FT Screw System Brochure	LB1-0487-EN
The Arthrex Compression FT Screw Product and Technique Highlights	LS1-0487-EN
Arthrex Reference Chart for Compression FT Screws	LR1-000005-en-US

Multimedia

Product Description	Item Number
Compression Screw - Chevron, animation	AN1-00030-EN
Triple Arthrodesis for Cavus Foot Utilizing 6.7 mm LPS Cannulated Screws, StimuBlast, 4.0 Standard Compression FT Screws and Double Compression Plate, Presented by Anand Vora, MD, video	VID1-00265-EN
Arthroscopic Ankle Fusion With Compression FT Screws, Presented by Ryan Rigby, DPM, video	VID1-000755-en-US

Compression FT Screw System (5.0 mm Large and 7.0 mm X-Large)



The fully threaded, headless, titanium 5.0 mm large and 7.0 mm X-large screws provide surgeons the ability to achieve zero-profile, stable fixation with optimized compression. This completes the Compression FT family of screws, which now offers 5 diameters (2.5, 3.5, 4.0, 5.0, and 7.0 mm) and 91 unique screw lengths to fit various orthopedic applications throughout the foot and ankle.

Advantages:

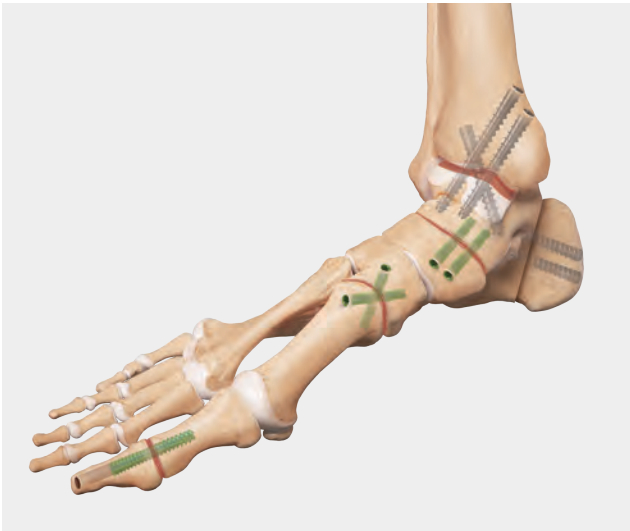
- Variable-stepped thread pitch – the screw tip’s wider thread pitch enters the bone faster than trailing threads, gradually compressing the fragments as the screw is advanced
- Headless – minimal risk of impingement or soft-tissue irritation
- Multiple size options – 5.0 mm (24 lengths from 20 mm to 90 mm) and 7.0 mm (22 lengths from 35 mm to 140 mm)
- Cannulation – assists in accurate placement

Compression FT Screw System (AR-8750S)

Product Description	Item Number
Instruments	
Depth Device	AR-8750-01
Percutaneous Drill Guide	AR-8750-02
Guidewire Plunger	AR-8737-56
Screw Holding Forceps	AR-8941F
Sharp Hook	AR-8943-21
5.0 mm/7.0 mm Compression FT Instrument Case	AR-8750C
Instruments for 5.0 mm Large Compression FT Screws	
Driver, T15 hexalobe, ISO, cannulated, qty. 2	AR-8750-03
Driver, T15 hexalobe, ISO, solid	AR-8750-06
Guidewire Sleeve, 1.6 mm	AR-8750-07
Soft Tissue Protector, 1.6 mm	AR-8750-08
Drill Sleeve, 5.0 mm large	AR-8750-12
Screwdriver Handle, ratcheting, AO, cannulated	AR-8970RH
Trephine/Extractor, 5.0 mm large	AR-8750-11
Instruments for 7.0 mm X-Large Compression FT Screws	
Driver, T25 hexalobe, ISO, cannulated, qty. 2	AR-8770-01
Driver, T25 hexalobe, ISO, solid	AR-8770-04
Guidewire Sleeve, 2.4 mm	AR-8770-05
Soft Tissue Protector, 2.4 mm	AR-8770-06
Drill Sleeve, 7.0 mm X-large	AR-8770-09
Screwdriver Handle, ratcheting, tri-lobe axial handle	AR-8770RH
Screwdriver Handle, ratcheting, tri-lobe T-handle	AR-8770TH
Trephine/Extractor, 7.0 mm X-large	AR-8770-08
Implants	
5.0 mm Large Compression FT Screws (a) 20 mm-50 mm (2 mm increments) 55 mm-90 mm (5 mm increments)	AR-8750-20H – 50H AR-8750-55H – 90H
7.0 mm X-Large Compression FT Screws (b) 35 mm-120 mm (5 mm increments) 125 mm-140 mm (5 mm increments)*	AR-8770-35H – 120H AR-8770-125HS – 140HS

*Available outside of set sterile-packed.

Compression FT Screw System (5.0 mm Large and 7.0 mm X-Large) (Cont.)



Additional Screw Caddies (Optional)

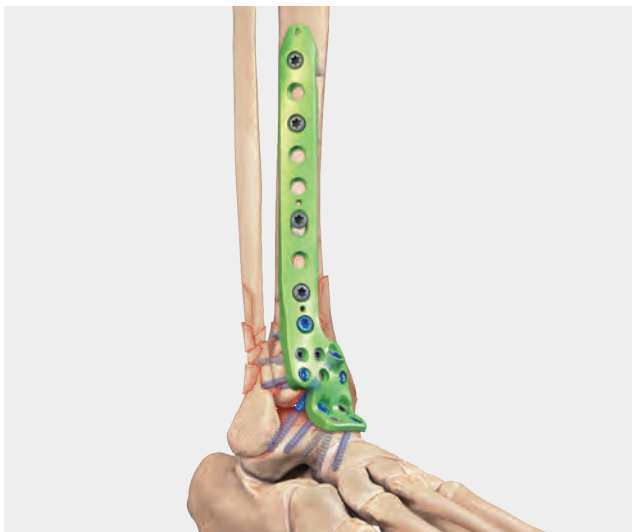
Product Description	Item Number
Compression Screw Caddy, 5.0 mm large	AR-8750C-SC-01
Compression Screw Caddy, 7.0 mm X-large	AR-8750C-SC-02

Literature

Product Description	Item Number
The Arthrex 5.0 mm and 7.0 mm Compression FT Screws Product and Technique Highlights	LS1-00063-EN
5.0 mm Large and 7.0 mm X-Large Compression FT Screw System Surgical Technique Guide	LT1-00096-EN

Disposables (not included in set)

Product Description	Item Number
5.0 mm Disposable Instruments	
Guidewire w/ Trocar Tip, 0.062 in (1.6 mm), qty. 6	AR-8750K
Guidewire w/ Trocar Tip, threaded, 0.062 in (1.6 mm), qty. 6	AR-8750KT
Profile Drill, 5.0 mm large	AR-8750-05
Drill Bit, straight, cannulated, 3.2 mm, qty. 2	AR-8750-04
Drill Bit, straight, cannulated, long, 3.2 mm	AR-8750-09
Drill, cannulated, 3.7 mm	AR-8750-13
Drill, cannulated, long, 3.7 mm	AR-8750-14
Easy-Out, large Compression FT	AR-8750-10
7.0 mm Disposable Instruments	
Guidewire w/ Trocar Tip, 0.094 in (2.4 mm), qty. 6	AR-8770K
Guidewire w/ Trocar Tip, threaded, 0.094 in (2.4 mm), qty. 6	AR-8770KT
Profile Drill, 7.0 mm X-large	AR-8770-03
Drill Bit, straight, cannulated, 5 mm, qty. 2	AR-8770-02
Drill, cannulated, 5.2 mm	AR-8770-10
Easy-Out, X-large Compression FT	AR-8770-07



The Arthrex Primary Pilon Fusion System has been designed for treatment of distal tibia fractures that require not only fracture reduction but also primary ankle arthrodesis. Severe damage to tibiotalar (TT) joint results in posttraumatic arthritis, pain, stiffness, and the need for secondary surgeries. The Primary Pilon Fusion System provides another option to address these severe fracture patterns with primary TT arthrodesis of the articular surface to avoid secondary surgery and chronic pain. Anterolateral and posterior approaches, depending on the fracture pattern, allow for fracture management, lengthy bridging techniques, anatomic implants, and fracture-specific locking configurations.

Primary Pilon Fusion System (AR-8963FS)

Product Description	Item Number
Screwdriver, T15 hexalobe	AR-8943-10
Drill Guide, 3.5/2.5 mm	AR-8943-14
Drill Guide, locking, 3.5 mm	AR-8943-43
Countersink, 3.5/ 4.0 mm	AR-8950-03
Depth Device, 3.5/4.0 mm	AR-8963-13
Chisel, straight, 14 mm	AR-8963-14
Chisel, curved, 14 mm	AR-8963-15
Chisel, curved, 7mm	AR-8963-16
Chisel, straight, 7 mm	AR-8963-17
Cup Curette, 9 mm	AR-8963-18
Lag Drill Guide, 3.5 mm / 2.5 mm	AR-8963-21
Percutaneous Insertion Handle, 4.5 mm	AR-8963-24
Driver, T15 hexalobe, 6 in, AO, qty. 2	AR-8963-25
Driver, T15 hexalobe, 6 in, straight, AO, qty. 2	AR-8963-26
Primary Pilon Fusion Case	AR-8963C-03

Note: The Primary Pilon Fusion System is used in conjunction with the Ankle Fusion Plating System (AR-8970S-67 or -70)

Product Description	Item Number
Plates	
Anterolateral Pilon Fusion Plate, 5H, left	AR-8963ALF-05
Anterolateral Pilon Fusion Plate, 7H, left	AR-8963ALF-07
Anterolateral Pilon Fusion Plate, 9H, left	AR-8963ALF-09
Anterolateral Pilon Fusion Plate, 12H, left	AR-8963ALF-12
Anterolateral Pilon Fusion Plate, 5H, right	AR-8963ARF-05
Anterolateral Pilon Fusion Plate, 7H, right	AR-8963ARF-07
Anterolateral Pilon Fusion Plate, 9H, right	AR-8963ARF-09
Anterolateral Pilon Fusion Plate, 12H, right	AR-8963ARF-12
Posterior Pilon Fusion Plate, 5H	AR-8963PF-05
Posterior Pilon Fusion Plate, 7H	AR-8963PF-07
Posterior Pilon Fusion Plate, 9H	AR-8963PF-09
Posterior Pilon Fusion Plate, 12H	AR-8963PF-12
Sterile Plates	
Anterolateral Pilon Fusion Plate, 15H, left	AR-8963ALF-15S
Anterolateral Pilon Fusion Plate, 18H, left	AR-8963ALF-18S
Anterolateral Pilon Fusion Plate, 15H, right	AR-8963ARF-15S
Anterolateral Pilon Fusion Plate, 18H, right	AR-8963ARF-18S
Posterior Pilon Fusion Plate, 15H	AR-8963PF-15S
3.5 mm Screws, Low-Profile, Ti	
3.5 mm × 20 mm-60 mm (2 mm increments)	AR-8935-20-60
3.5 mm × 65 mm-80mm (5 mm increments)	AR-8935-65-80
3.5 mm × 90 mm-120 mm (10 mm increments)	AR-8935-90-120
3.5 mm Screws, Low-Profile, Ti, Locking	
3.5 mm × 20 mm-50 mm (2 mm increments)	AR-8935L-20-50
3.5 mm × 55 mm-60 mm (5 mm increments)	AR-8935L-55-60
Disposables	
Drill Bit, 3.5 mm, qty. 2	AR-4160-35
Drill Bit, 2.5 mm, qty. 2	AR-8963-19
Guidewire, drill tip, 3.0 mm, qty. 4	AR-8963-20
Drill Bit, calibrated, long, 3.0 mm	AR-8970-30L
Bone Tap	AR-8963-23

Calcaneal Fracture System

Anatomically Designed Plates—17 plate options in one system

Percutaneous Guides—corresponding drill guides for minimally invasive sinus tarsi incisions

Low Profile—1.35 mm variable-angle locking plates

Variable-Angle Locking—15° in any direction

Calcaneal-Specific Instruments—plate cutter, Schanz pins, keyless chuck T-handle, and elevators

Calcaneal Fracture Set (AR-8950S-04)

Product Description	Item Number
Schanz Pin, self-drilling, 5 mm, qty. 4	AR-8954-01
Schanz Pin Handle (tri-flat keyless chuck)	AR-8954-02
Plate Cutter, Hercules style	AR-8954-03
Sayre Elevator	AR-8954-05
Key Elevator, 3/8 in wide	AR-8954-06
Drill Guide, VAL, 3.5 mm	AR-8935GV
Drill Guide, VAL, locking, 3.5 mm, qty. 2	AR-8935GVN
CFS Tray Insert, calcaneus instruments	AR-8950C-32

Percutaneous Plate and Drill Guides (AR-8950S-05)

Product Description	Item Number
Guide, perc-calc ant process calcaneal plate, standard, left	AR-8954-08
Guide, perc-calc ant process calcaneal plate, standard, right	AR-8954-09
Guide, perc-calc ant process calcaneal plate, long, left	AR-8954-10
Guide, perc-calc ant process calcaneal plate, long, right	AR-8954-11
Guide, perc-calc anterior process/posterior tuberosity calcaneal plate, standard, left	AR-8954-12
Guide, perc-calc anterior process/posterior tuberosity calcaneal plate, standard, right	AR-8954-13
Guide, perc-calc anterior process/posterior tuberosity calcaneal plate, long, left	AR-8954-14
Guide, perc-calc anterior process/posterior tuberosity calcaneal plate, long, right	AR-8954-15
Attachment Screw, perc-calc guide	AR-8954-16
Joystick, perc-calc guide	AR-8954-17
Drill Guide, perc, threaded, locking, 3.5 mm	AR-8954-18
Depth Device, nonlocking	AR-8954-19
VAL Guide, 3.5 mm	AR-8935GV
VAL Guide, locking, 3.5 mm, qty. 2	AR-8935GVN
Caddy, calc FX plates and instruments	AR-8950C-34



Percutaneous Plates

Product Description	Item Number
Calcaneal Fracture Percutaneous Plate, anterior process/posterior tuberosity, standard, left	AR-8954YL-S
Calcaneal Fracture Percutaneous Plate, anterior process/posterior tuberosity, standard, right	AR-8954YR-S
Calcaneal Fracture Percutaneous Plate, anterior process/posterior tuberosity, long, left (a)	AR-8954YL-L
Calcaneal Fracture Percutaneous Plate, anterior process/posterior tuberosity, long, right	AR-8954YR-L
Calcaneal Fracture Percutaneous Plate, anterior process, standard, left	AR-8954ML-S
Calcaneal Fracture Percutaneous Plate, anterior process, standard, right	AR-8954MR-S
Calcaneal Fracture Percutaneous Plate, anterior process, long, left	AR-8954ML-L
Calcaneal Fracture Percutaneous Plate, anterior process, long, right	AR-8954MR-L
Low Profile T-Plate, 3.5 mm, 4 hole	AR-8954MT

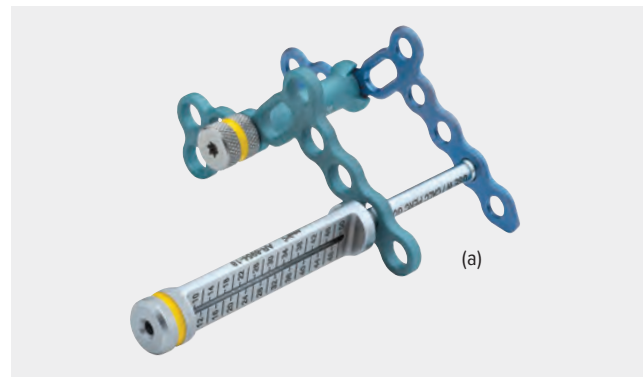
Perimeter Plates

Product Description	Item Number
Calcaneal Fracture Perimeter Plate, x-small, left	AR-8954PL-XS
Calcaneal Fracture Perimeter Plate, small, left	AR-8954PL-S
Calcaneal Fracture Perimeter Plate, medium, left	AR-8954PL-M
Calcaneal Fracture Perimeter Plate, large, left	AR-8954PL-L
Calcaneal Fracture Perimeter Plate, x-small, right	AR-8954PR-XS
Calcaneal Fracture Perimeter Plate, small, right	AR-8954PR-S
Calcaneal Fracture Perimeter Plate, medium, right	AR-8954PR-M
Calcaneal Fracture Perimeter Plate, large, right	AR-8954PR-L

Calcaneal Fracture System (Cont.)

Disposables

Product Description	Item Number
BB-Tak, qty. 2	AR-13226
BB-Tak, threaded, qty. 2	AR-13226T
Schanz Pin, 5 mm, self-drilling, 150 mm	AR-8954-01
Guidewire w/ Trocar Tip, 0.062 in (1.6 mm), qty. 3	AR-8941K
Guidewire w/ Trocar Tip, threaded, 0.062 in (1.6 mm), qty. 3	AR-8941KT
Guidewire w/ Trocar Tip, nonthreaded, 0.094 in (2.4 mm) × 8 in, qty. 4	AR-8967K



Literature

Product Description	Item Number
Calcaneal Fracture Management System Surgical Technique	LT1-0495-EN
Innovative Treatment Solutions for Calcaneal Fractures Product and Technique Highlights	LS1-0454-EN

Multimedia

Product Description	Item Number
Calcaneal Fracture Percutaneous Plate, animation	AN1-00080-EN
Calcaneal Fracture Perimeter Plate, animation	AN1-00093-EN
Calcaneal Fracture ORIF Using the Arthrex Perimeter Plate, Presented by John D. Adams, MD, video	VID1-000753-en
Calcaneal Fracture Surgical Stabilization Using the Calcaneal Fracture Plate System, Presented by Charles Jordan, MD, video	VID1-01354-EN
Calcaneal Fractures: Extensile vs Percutaneous Surgical Treatment, Presented by Jorge I. Acevedo, MD, video	VID1-01196-EN
Calcaneal Fracture Surgical Repair With Calcaneal Fracture Plating System, Presented by J. Chris Coetzee, MD, video	VID1-00618-EN
Calcaneal Fracture ORIF With Percutaneous Calcaneal Fracture Plate Surgical Technique, Presented by Jorge I. Acevedo, MD, video	VID1-00204-EN
Calcaneal Fracture ORIF With Arthrex Calcaneal Fracture Plate Utilizing Arthrex Quickset™ and FlexiGRAFT®† Surgical Technique, Presented by Mark D. Campbell, MD, video	VID1-00114-EN
Calcaneal Fracture ORIF Using the Arthrex Perimeter Plate, Presented by John D. Adams, MD, video	VID1-000753-en

*Quickset is a trademark of Graftys, S.A.

†FlexiGRAFT is a trademark of LifeNet Health.

Lisfranc Fixation System With *InternalBrace*™ Technique



The Lisfranc Fixation System is a novel technique used to repair Lisfranc ligament injuries. This technique uses a 1.6 mm tapered guidewire through the Lisfranc articular surface. An oblong button loaded with collagen-coated 2 mm FiberTape® suture is placed on the 2nd metatarsal and passed through the intraosseous Lisfranc complex. The FiberTape suture is secured with a 4.75 mm SwiveLock® anchor in the medial cuneiform.

Advantages:

- No second surgery for hardware removal or broken screws
- Micromotion similar to Lisfranc ligament to accelerate biological healing^{1,2}
- May cause less joint disruption than a screw
- Knotless technique

References

1. Hart DP, Dahners LE. Healing of the medial collateral ligament in rats. The effects of repair, motion, and secondary stabilizing ligaments. *J Bone Joint Surg Am.* 1987;69: 1194-1199.
2. Walsh S, Frank C, Shrive N, Hart D. Knee immobilization inhibits biomechanical maturation of the rabbit medial collateral ligament. *Clin Orthop Relat Res.* 1993;297: 253-261.

Lisfranc Fixation With *InternalBrace* Repair

Product Description	Item Number
PEEK SwiveLock Suture Anchor, 4.75 mm FiberTape Suture, collagen-coated, with button Drill Bit, cannulated, 3.5 mm Drill Guide Suture Passing Wire, 1.6 mm, qty. 2	AR-1698-CP

Additional Part Numbers for Supplemental Fixation Technique

Product Description	Item Number
DX SwiveLock Anchor, PEEK, w/ closed eyelet, 3.5 mm × 13.5 mm	AR-8979P

3.5 mm × 13.5 mm DX SwiveLock Anchor Disposables Kit

Product Description	Item Number
Drill Guide w/ Depth Stop Drill Bit, solid, 3.0 mm Drill Bit, solid, 3.4 mm Tap for DX SwiveLock Anchor	AR-8979DS

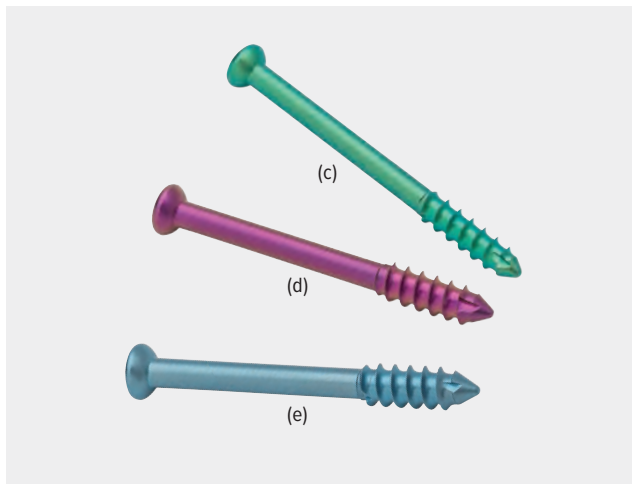
Multimedia

Product Description	Item Number
Lisfranc Fracture Dislocations: Approaches for Stability, Presented by Thomas G. Harris, MD, video	VID1-01197-EN
Lisfranc Injury Repair With Lisfranc <i>InternalBrace</i> Ligament Augmentation, Presented by Eric Giza, MD, video	VPT1-00729-EN
Lisfranc ORIF With <i>InternalBrace</i> Ligament Augmentation, Presented by Eric Giza, MD, video	VPT1-00577-EN
Lisfranc Repair With <i>InternalBrace</i> Ligament Augmentation Implant System, Presented by Lorenzo Gamez, MD, video	VPT1-00937-EN
Lisfranc Repair With <i>InternalBrace</i> Ligament Augmentation, Presented by Lorenzo Gamez, MD, video	VPT1-00942-EN
Lisfranc Injury Repair With Lisfranc <i>InternalBrace</i> ™ Ligament Augmentation, Presented by Kirk McCullough, MD, video	VID1-000030-EN

Literature

Product Description	Item Number
Lisfranc <i>InternalBrace</i> Ligament Augmentation Implant System Surgical Technique Guide	LT1-00105-EN

5th Metatarsal Fracture System



The uniquely designed 5th Metatarsal Fracture System provides surgeons with a variety of screw and plate options to efficiently and effectively treat complex 5th metatarsal fractures.

■ Solid Screw

Robust 4.5 mm, 5.5 mm, and 6.0 mm diameters

■ Cannulated Instruments

Strength of a solid screw while providing cannulated drills and taps for accurate placement and efficiency

■ Low-Profile Head

Designed to minimize soft-tissue irritation


■ Anatomic Hook Plate

Designed to fit the 5th metatarsal base with variable-angle locking and nonlocking screws for revisions or complex fractures

5th Metatarsal Fracture System (AR-8956S)

Product Description	Item Number
Instruments	
Drill Guide, VAL, 2.4 mm	AR-8724GV
Drill Guide, 1.7/2.4 mm	AR-8916-05
Drill Guide, 2.0 mm	AR-8956G-20
Drill Guide, 3.5 mm	AR-8956G-35
Drill Guide, 4.5 mm	AR-8956G-45
Drill Guide, 5.5 mm	AR-8956G-55
Drill Guide, 6.0 mm	AR-8956G-60
Drill/Depth Guide, locking, 2.4 mm, qty. 2	AR-8950-04
Depth Guide, mini	AR-13120G-2
Depth Device, cannulated, for Jones screws	AR-8956-12
Bone Reduction Forceps, curved, pointed	AR-8943-07
Plate Cutter	AR-8956-10
Tamp	AR-8956-08
Hex Driver, 3.5 mm, qty. 2	AR-8955D
Hudson Adapter	AR-1416
Holding Sleeve	AR-8920H
Screwdriver Handle, QC, ratcheting, cannulated, qty. 2	AR-8950RH
Screwdriver Handle, ratcheting, AO handle, mini, cannulated	AR-1999
Driver, T8 hexalobe, self-retaining	AR-8916-27
Bone Tap, cannulated, 4.5 mm	AR-8956C-45T
Bone Tap, cannulated, 5.5 mm	AR-8956C-55T
Bone Tap, cannulated, 6.0 mm	AR-8956C-60T
Instrument Case	AR-8956C
Plates	
Universal 5th Metatarsal Hook Plate, qty. 2 (b)	AR-8956-01
5th Metatarsal Hook Plate, long, left	AR-8956L-02
5th Metatarsal Hook Plate, long, right (a)	AR-8956R-03
2.4 mm Screws	
Cortex Screw, Ti, 2.4 mm × 8 mm – 32 mm	AR-8724-08 – 32
VAL Screw, Ti, 2.4 mm × 8 mm – 32 mm	AR-8724V-08 – 32

5th Metatarsal Fracture System (Cont.)



Product Description	Item Number
Jones Screws	
4.5 mm Partially Threaded, low-profile Ti screw, 4.5 mm × 40 mm–65 mm (5 mm increments) (c)	AR-9045-40PT – 65PT
5.5 mm Partially Threaded, low-profile Ti screw, 5.5 mm × 40 mm–65 mm (5 mm increments) (d)	AR-9055-40PT – 65PT
6.0 mm Partially Threaded, low-profile Ti screw, 6.0 mm × 40 mm–65 mm (5 mm increments) (e)	AR-9060-40PT – 65PT
Disposables	
Drill, 1.7 mm, short, qty. 2	AR-1201-7D
Drill, 1.7 mm, long, qty. 2	AR-8916-14
Pin Tip Drill, 3.5 mm, qty. 2	AR-8956-35PD
Pin Tip Drill, 4.0 mm, qty. 2	AR-8956-40PD
Drill, cannulated, 3.5 mm, qty. 2	AR-8956C-35PD
Drill, cannulated, 4.0 mm, qty. 2	AR-8956C-40PD
Guidewire With Trocar Tip, .062 in (1.6 mm), qty. 6	AR-8941K
Guidewire, .045 in (1.1 mm), qty. 6	AR-8933K
Guidewire With Trocar Tip, .078 in (2.0 mm), qty. 6	AR-8956K-01
BB-Tak, qty. 2	AR-13226
BB-Tak, threaded, qty. 2	AR-13226T
Optional	
5th Metatarsal Screw and Plate Caddy	AR-8956C-SC

Literature

Product Description	Item Number
5th Metatarsal Fracture System Surgical Technique	LT1-0462-EN
Arthrex Treatment Options for Jones Fracture Product and Technique Highlights	LS1-0462-EN

Multimedia

Product Description	Item Number
Arthrex Jones Screw, animation	AN1-00056-EN
5th Metatarsal Hook Plate, animation	AN1-00057-EN
Jones Fracture Nonunion Repair Using 5th Metatarsal Hook Plate, Presented by Norman E. Waldrop III, MD, surgical technique video	VID1-01229-EN
Jones Fracture Product Demonstration, Presented by Norman E. Waldrop III, MD, video	VID1-01231-EN
Management of Fifth Metatarsal Fractures, Presented by Terrence M. Philbin, DO, video	VPT1-00903-EN
Jones Fracture Surgical Repair 5th Metatarsal Fracture System, Presented by Anand Vora, MD, surgical technique video	VPT1-00383-EN
Talus and Jones Fracture Surgical Stabilization, Presented by David I. Pedowitz, MD, video	VPT1-01075-EN

Imaging and Resection

DrillSaw Highspeed 200™ and DrillSaw Mini 300™ Power Systems	98
DrillSaw Sports 400™ Power System	102
DrillSaw Max 600™ Power System	106
Service and Support	110
NanoScope™ Operative Arthroscopy System	111
NanoScope™ Console.....	112
Patient Prep Kit Components.....	112
NanoScope™ Handpiece Kit.....	113
NanoScope High-Flow Sheath Kit.....	113
NanoScope Arthroscopy Hand Instruments	114
Nano Arthroscopy Cannulas	115
Outflow Cannulas	115
Percutaneous Insertion Kit.....	116
Mobile Cart.....	117

DrillSaw Highspeed 200™ and DrillSaw Mini 300™ Power Systems



■ Cost-effective, modular system for small bone applications. Compatible with versatile attachments for:

- Drilling
- Reaming
- Sawing
- Wire/pin driving
- Burring

■ Minimal weight with maximum power output

■ Well-balanced, intuitive design

Product Description	Item Number
MIS Instrument Case	AR-8880C



DrillSaw Highspeed 200™ Set (AR-200)

Product Description	Item Number
Instruments	
DrillSaw Highspeed 200 Set Console (a)	AR-200C
Motor w/ Cable 0-15,000 rpm (b)	AR-200M
Foot Pedal (c)	OEM06202400
Motor Support	OEM06177800











Product Description	Item Number
Handpiece AR-300 (d)	AR-300
Lithium-Ion Battery Pack for AR-300 (e)	AR-300L
Aseptic Transfer Kit for AR-300 (f)	AR-300ATK
Battery Housing for AR-300 (g)	AR-300LBH

DrillSaw Highspeed 200™ and DrillSaw Mini 300™ Power System Accessories

	Product Description	Note	Item Number
	<p>Universal battery charger for AR-300, AR-400, and AR-600 batteries</p>	<p>The charger will be delivered without charging bays.</p>	<p>AR-400UBC</p>
	<p>Charging bay for AR-600L and AR-300L</p>	<p>2 charging bays delivered per order; charger can support 4 charging bays at a time.</p>	<p>AR-400UBC-3</p>
	<p>DrillSaw Mini 300 instrument tray</p>	<p>Note: Tray holds 1 handpiece, 2 battery housings, 2 aseptic transfer kits, 8 attachments.</p>	<p>AR-300C</p>
	<p>Handle for AR-200M</p>		<p>AR-200H</p>









DrillSaw Highspeed 200™ and DrillSaw Mini 300™ Power System Attachments

	Description	Item Number	Connection	RPM	Note
	Sagittal saw attachment	AR-300SAG	AR-300	15,000* CPM	Arthrex small-bone sawblades
	Reciprocating saw attachment	AR-300SR	Round and flat shaft	15,000* CPM	AR-300 flat shaft or standard round shaft (Ø3.17 mm connection)
	High-speed burring attachment	AR-300B	Round shaft	15,000* CPM	Round shaft connection: Ø2.35 mm (Dental connection)
	Drill attachment small AO	AR-300DAO-2	Small AO	1300	Small AO connection drills up to Ø6 mm
	Drill keyed, Jacobs chuck	AR-300DJ	0-4 mm	1300	Drills up to Ø6 mm
	Medium speed burring attachment	AR-300B-2	Round shaft	2750	Round shaft connection: Ø2.35 mm (Dental connection)
	Drill keyless chuck	AR-300DK30	0-3 mm	2750	Accommodates fittings up to 3 mm, drills up to 4 mm
	Drill keyless chuck	AR-300DK45	2-4.5 mm	2750	Accommodates fittings up to 4.5 mm, drills up to 4 mm

Green = drill (1300 rpm), Blue = drill (2750 RPM)

*Cuts Per Minute

DrillSaw 200 and DrillSaw Mini 300™ Power System Attachments

	Description	Item Number	Connection	RPM	Note
	Reamer attachment AO	AR-300RAO	Standard AO	500	Standard AO connection drills up to Ø8 mm, reamer up to Ø20 mm
	Reamer keyed chuck	AR-300RJ	0-4 mm	500	Accommodates fittings up to Ø4 mm drills up to Ø8 mm reamer up to Ø20 mm
	Wire driver attachment	AR-300WD16	0.6-1.6 mm	2750	Recommended application: pins 0.6-1.6 mm
	Pin driver attachment	AR-300PD24	1.2-2.4 mm	1300	Recommended application: pins 1.2-2.4 mm
	Offset attachment	AR-300CA	Arthrex AR-300 connection	Speed based on attachment connected	Offset adapter for all attachments
	Cannulated adapter	AR-200CA	Arthrex AR-200 Connection	Based on speed of attachment	Offset adapter for wire and pin driver

Red = Reaming (500 RPM)

Replacement Parts:

AR-300KEY: Replacement key for Jacobs chuck




DrillSaw Sports 400™ Power System

- Cost-effective, modular system for sports arthroscopy and trauma applications. Compatible with versatile attachments for:
 - Drilling
 - Reaming
 - Sawing
 - Wire/pin driving
- Custom texture for improved gripping capability in the wet sports arthroscopy environment
- Small form factor for enhanced balance and comfort
- Powered by lithium-ion technology for increased battery run time and cycle life

Product Description	Item Number
Handpiece AR-400 (a)	AR-400
Lithium-ion battery pack for AR-400 (b)	AR-400UB
Aseptic transfer kit for AR-400 (c)	AR-400-ATK-1
Battery housing for AR-400 (d)	AR-400UBH-1













Accessories

	Product Description	Note	Item Number
	Universal battery charger for AR-300, AR-400, and AR-600 batteries	The charger will be delivered without charging bays.	AR-400UBC
	Charging bay for AR-400UB	2 charging bays delivered per order; charger can support 4 charging bays at a time.	AR-400UBC-4
	DrillSaw Sports 400™ instrument case, 1 handpiece	Tray holds 1 handpiece, 2 battery housings, 2 aseptic transfer kits, 1 wire/pin driver, 8 attachments.	AR-400AC-1











Attachments

	Description	Item Number	Connection	RPM	Note
	Sagittal saw attachment	AR-400SAG	Arthrex small bone saw blades	23,000* CPM	Arthrex small bone saw blades
	Burr attachment 2.35 mm	AR-400B	Round shaft	21,500 CPM	Round shaft
	J-latch and dental 2.35 mm	AR-400JLD	J-latch and round shaft	5300 CPM	Round shaft
	Drill attachment small AO	AR-400DAO	Small AO	1330	Small AO fitting
	Drill keyless chuck 0.6-7.4 mm	AR-400DK74	0.6 mm to 7.4 mm	1330	Accommodates fittings up to Ø7.4 mm
	Drill Jacobs chuck 0-4 mm	AR-400DJ40	0 mm to 4 mm	1330	Accommodates fittings up to Ø4 mm
	Drill keyed chuck	AR-400DJ74	0 mm to 7.4 mm	1330	Accommodates fittings up to Ø7.4 mm
	Drill attachment – Zimmer/Hudson	AR-400DZH	Zimmer and Hudson	1330	Drill attachments: Zimmer and Hudson
	Drill attachment – Trinkle	AR-400DT	Trinkle	1330	Trinkle fitting only
	Drill attachment – Harris	AR-400DHA	Harris	1330	Drill attachments: Harris

Blue = Drill (1300 RPM)
*Cuts per minute

Attachments

	Description	Item Number	Connection	RPM	Note
	Adapter for radiolucent angular drive	AR-400ARL		1330	Adapter for radiolucent angular drive from Synthes
	Pin driver attachment	AR-400PD	0 mm to 3.2 mm	1330	Accommodates pins and wires from 0.6 mm to 3.2 mm
	Reamer attachment Zimmer/Hudson style	AR-400RZH	Zimmer and Hudson	330	Reamer attachments: Zimmer and Hudson
	Reamer attachment large AO	AR-400RAOP	Large AO	330	Reamer attachments: large AO
	Reamer attachment Hudson	AR-400RHU	Hudson	330	Reamer attachments: Hudson (DePuy Synthes)
	Reamer Jacobs chuck 0 mm to 7.4 mm	AR-400RJ74	0 mm to 7.4 mm	330	Accommodates fittings up to Ø7.4 mm
	Reamer Jacobs chuck hybrid 0 mm to 7.4 mm	AR-400RJH74	0 mm to 7.4 mm	330	Accommodates fittings up to Ø7.4 mm
	Reamer attach style DHS (Dynamic Hip Screw)	AR-400DHS	DHS	330	DHS style (Dynamic Hip Screw)

Blue = Drill (1300 RPM), Red = Reaming (330 RPM)

Replacement Parts:

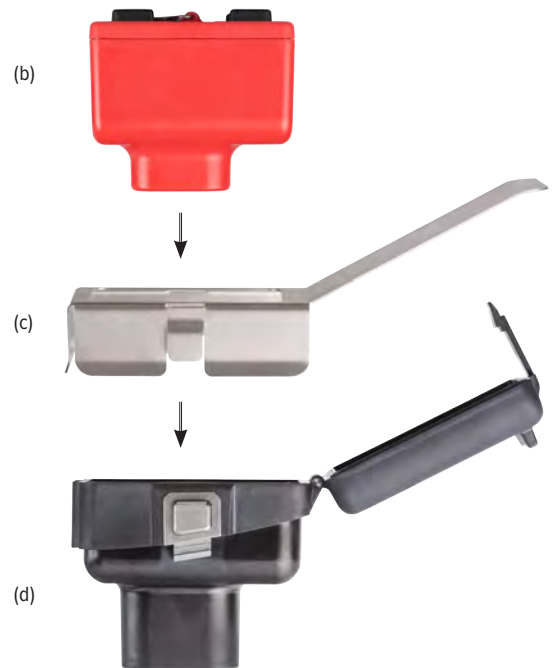
AR-300KEY: Replacement key for Jacobs chuck up to 4.0 mm

AR-600KEY: Replacement key for Jacobs chucks up to 7.4 mm




DrillSaw Max 600™ Power System

- Cost-effective, modular system for arthroplasty, trauma, and sports arthroscopy applications. Compatible with versatile attachments for:
 - Drilling
 - Reaming
 - Sawing
 - Wire/pin driving
- Powerful performance with 160 inch–pounds (18 Nm) of reaming torque
- Powered by lithium-ion technology for increased battery run time and cycle life

Product Description	Item Number
Handpiece AR-600 (a)	AR-600
Lithium-ion battery pack for AR-600 (b)	AR-600L
Aseptic transfer kit for AR-600 (c)	AR-600ATK
Battery housing for AR-600 (d)	AR-600LBH














Accessories

	Product Description	Note	Item Number
	Universal battery charger for AR-300, AR-400, and AR-600 batteries	The charger will be delivered without charging bays.	AR-400UBC
	Charging bay for AR-600L and AR-300L	2 charging bays delivered per order; charger can support 4 charging bays at a time.	AR-400UBC-3
	DrillSaw Max 600™ instrument case, 1 handpiece	Tray holds 1 handpiece, 1 battery housing, 1 aseptic transfer kit, 2 wire/pin drivers, 10 attachments.	AR-600C
	DrillSaw Max 600 instrument case, 2 handpieces	Tray holds 2 handpieces, 1 battery housing, 1 aseptic transfer kit, 2 wire/pin drivers, 12 attachments.	AR-600C-3













Attachments

	Description	Item Number	Connection	RPM	Note
	Saw attachment – sagittal	AR-600SAG	AR-600 sagittal blades	13,000* CPM	Saw blade connection Arthrex AR-600
	Saw attachment – sagittal	AR-600SAGMIS	Arthrex AR-600SAGMIS blades	13,000* CPM	Minimally invasive sagittal saw blade connection Arthrex AR-600SAGMIS
	Saw attachment – sagittal for AR-300 blades	AR-600SAGS	Small bone saw blades	13,000* CPM	Arthrex small bone saw blades
	Saw attachment – reciprocating	AR-600SR	Arthrex	13,000* CPM	Arthrex reciprocating saw blades
	Drill attachment – small AO	AR-600DAO	Small AO	950	Small AO connection drills up to Ø12 mm
	Drill keyless chuck	AR-600DK	0 mm to 7.4 mm	950	Accommodates fittings up to Ø7.4 mm, drills up to Ø12 mm
	Drill attachment – AO/Trinkle style	AR-600DAOT	AO/Trinkle	950	AO/Trinkle connection drills up to Ø12 mm
	Drill attachment – Zimmer/Hudson style	AR-600DZH	Zimmer and Hudson	950	Drill attachments: Zimmer and Hudson
	Drill attachment – large AO	AR-600DAOP	Large AO	950	Drill attachments: large AO
	Drill Jacobs chuck	AR-600DJ	0 mm to 7.4 mm	950	Accommodates fittings up to Ø7.4 mm, drills up to Ø12 mm
	Drill attachment – Hudson style	AR-600DHU	Hudson	950	Drill attachments: Hudson style

Blue = Drill (950 RPM)

*Cuts per minute

Attachments

	Description	Item Number	Connection	RPM	Note
	Reamer attachment Zimmer/Hudson style	AR-600RZH	Zimmer and Hudson	200	Reamer attachments: Zimmer and Hudson
	Reamer attachment large AO	AR-600RAOP	Large AO	200	Reamer attachments: large AO
	Reamer attachment Hudson	AR-600RHU	Hudson	200	Reamer attachments: Hudson style
	Reamer Jacobs chuck	AR-600RJ	0 mm to 7.4 mm	250	Accommodates fittings up to Ø7.4 mm
	Reamer keyless chuck	AR-600ORK	0 mm to 7.4 mm	250	Accommodates fittings up to Ø7.4 mm
	Reamer attachment style DHS	AR-600DHS	DHS	250	DHS style (Dynamic Hip Screw)
	Wire driver attachment	AR-600WD-2	0.6 mm to 1.6 mm	950	Accommodates wires from 0.6 mm to 1.6 mm
	Pin driver attachment	AR-600PD-2	1.6 mm to 4 mm		Accommodates pins from 1.6 mm to 4 mm
	Wire/pin driver attachment	AR-600PD-3	0.8 mm to 4 mm	950	Accommodates pins and wires from 0.8 mm to 4 mm
	Adapter for radiolucent angular drive	AR-600ARL	Arthrex	950	Adapter for radiolucent angular drive from Synthes
	Sternum adapter	AR-600SRS	Arthrex	N/A	Use with AR-600SR

Red = Reaming (200/250 RPM)

Replacement Parts: AR-600KEY: Replacement key for Jacobs chuck

Service and Support



Service you can rely on...

We understand that patients rely on you every day—and that you rely on your equipment. You have purchased the most innovative world-class imaging devices available, and you always expect them to be ready. As your strategic partner, you can rely on Arthrex to provide quality products and service to help surgeons treat their patients better.

Arthrex Armor Technology Protection

Arthrex Armor offers customizable service plan levels to meet all your product and service needs.

Arthrex Armor Core Protection

- Our baseline service level, Arthrex Armor Core Protection, provides as-needed support that is billed on a per-incident basis.

Arthrex Armor Plus Protection

- For customers looking to better forecast their operational budget, the Arthrex Armor Plus Protection plan is a welcome benefit that offers prepaid per-incident billing.

Arthrex Armor Premium Protection

- Available for Synergy imaging equipment and Synergy software, Arthrex Armor Premium Protection plan provides total protection against product issues and incidental damage.

Arthrex Armor Premium Distal Extremity Protection

- For customers who want the service benefits they have for their Synergy equipment extended to other equipment, the Arthrex Armor Premium Distal Extremity Protection is available.

Arthrex Armor Titanium Protection

- Our most comprehensive level of protection to resolve and prevent possible technical challenges, Titanium Protection includes all the benefits of the Premium level, such as 24/7 remote technical support provided by our Technical Assistance Center. This tier also includes a trained Arthrex agency personnel on location to provide immediate technical support.

With an Arthrex Armor Technology Protection plan you will:

- Save money and ensure against costly, unbudgeted repairs
- Reduce downtime with advance replacement products
- Receive in-house Arthrex-certified replacement parts
- Choose from flexible agreement and payment terms

Why Arthrex?

As the designer for the Arthrex family of products, we use high-quality, Arthrex-certified components to provide the highest standard of service designed to keep your equipment in excellent working condition over time. For maximum uptime and highest quality performance, we are the logical choice for service replacements and after-sale care.

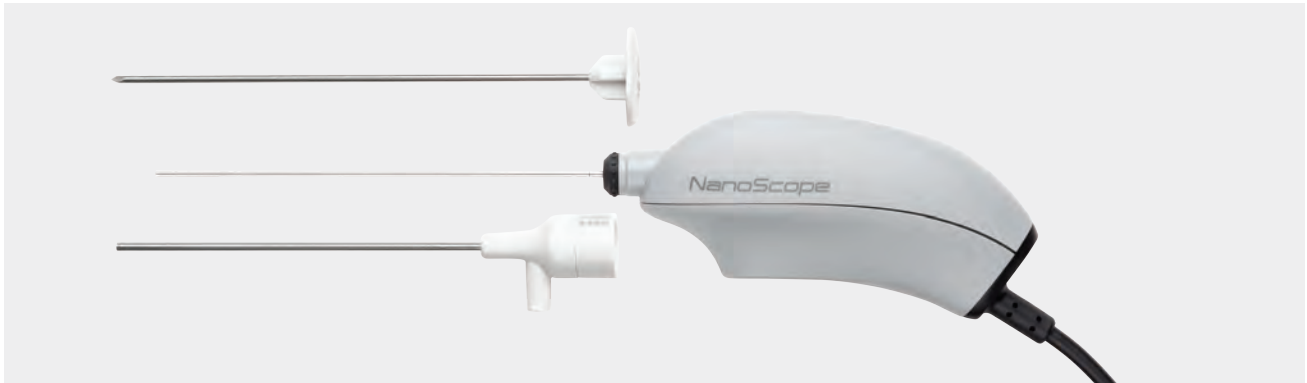
Contact Information

Please contact us at **ServiceAgreements@arthrex.com** for any questions or requests regarding our service offerings.

Warranty Policy

For all warranty information, including disclaimers, exclusions, terms, conditions, and related provisions, refer to the “Arthrex U.S. Product Warranty” section of the Arthrex, Inc. website, found at www.arthrex.com/corporate/arthrex-us-product-warranty.

NanoScope™ Operative Arthroscopy System



The 1.9 mm NanoScope system is a medical-grade, all-in-one, needle-size operative arthroscopy system that features a disposable camera with chip-on-tip image sensor technology.

The portable system allows the surgeon to perform minimally invasive arthroscopy during preoperative, intraoperative, and postoperative phases of care – with the NanoScope system as the main arthroscope or as an adjunct to a conventional arthroscope.

Arthrex helped to pioneer operative arthroscopy and is once again the pioneer of nano-operative arthroscopy. Our 2 mm diameter Nano arthroscopy hand instruments for tissue palpation, resection, extraction, and repair fit through the small NanoCannula with 3.4 mm outer diameter.

Moreover, the NanoScope system provides a new supplement to MRI imaging, second-look arthroscopy, and image-guided injections that can be placed precisely under video image control.

The NanoScope High-Flow Sheath Kit comes sterile packaged with a straight sheath and pre-bent sheath option. The increased flow rate at the distal tip allows for improved visualization and increased joint distention for more advanced procedures in operative settings. The angled sheath allows for the rotation of the sensor at 10° for more traditional viewing angles.

Benefits of the NanoScope System for Fractures:

- Ease of set up
- Peel packed, on the shelf, all of the time, always available
- After-hour case access to visualization equipment
- Mobile console. Carry in, power on, plug in, and go
- Don't need fluid pumps/arthroscopy trays, shavers, etc (can be flushed with syringes)
- Less technical skill, training, and knowledge required by the surgeon and operating room staff
- Minimally invasive, maximum information
- Doesn't require the maintenance of regular scope equipment
- Patients love to see pictures. They can understand their pathology much better and they understand their potential for arthritis and a lesser outcome when they can see the damage



NanoScope™ Console



- Portable control unit—including documentation and data management
- 13" touch screen monitor
- Rechargeable battery-powered
- Medical-grade device
- Ethernet, USB, and HDMI ports—wireless network capabilities
- Integrated microphone

Product Description	Item Number
NanoScope Console (a)	AR-3200-0030

The NanoScope system combines the latest technologies in small imaging sensors, LED lighting, and image management with an intuitive control unit.


Patient Prep Kit Components



- (4) 30 cc syringes
- 10 cc syringe w/ 25 ga needle
- 1 IV bag adapter
- 11 blade mini scalpel
- Disposable floor drape
- 2 sterile towels
- 1 elastic bandage

Product Description	Item Number
NanoScope Arthroscopy Patient Prep Kit (b)	74312-01M

NanoScope™ Handpiece Kit



Components:

- NanoScope handpiece
- 1 sharp obturator
- 1 blunt obturator
- 2 inflow cannulas (2.2 mm outer diameter)
- 2 fluid stopcocks

NanoScope handpiece features:

- Single-use sterile camera
- 1.9 mm scope diameter
- 0° direction of view
- 120° field of view
- Integrated LED light source
- Lightweight (55 g) and well balanced

Product Description	Item Number
NanoScope Handpiece Kit, single use (b)	AR-3210-0040

NanoScope High-Flow Sheath Kit



Features:

- Straight 3.4 mm sheath with rigid sharp obturator
- 10° Pre-bent 3.4 mm sheath with flexible blunt obturator
- Tapered luer for cut and gravity tube sets
- Sterile-packaged pouch
- Hardened metal for more rigid/durable feel
- Increased flow rate at the distal tip for improved visualization and distension
- Most efficient when using resection blades and burrs <4 mm

Product Description	Item Number
NanoScope High-Flow Sheath Kit	AR-3210-0041

NanoScope™ Arthroscopy Hand Instruments



Harnessing 20 years of excellence, Arthrex has engineered the next generation of instruments for diagnostic, resection, and extraction procedures.

The NanoProbe is an articulating, retractable hook probe used for diagnostic procedures. The NanoBiter, NanoScissor, and NanoGrasper are small arthroscopic soft-tissue resection instruments. Just 2 mm in diameter, they are designed for atraumatic insertion through tight joint spaces.

These instruments are sharp and engineered to efficiently resect meniscal tissue and other soft-tissue structures.

Nano Arthroscopy Hand Instruments, 130 mm Working Length, 2 mm Diameter, Single-Use Sterile Pack

Product Description	Item Number
NanoBiter, straight (a)	AR-10911D-1
NanoBiter 15° up (b)	AR-10922D-1
NanoGrasper, straight (c)	AR-10913D-1
NanoScissor, straight (d)	AR-10915D-1
NanoProbe, retractable (e)	AR-10100N

Nano Arthroscopy Hand Instruments, 70 mm Working Length, 2 mm Diameter, Single-Use Sterile Pack

Product Description	Item Number
NanoBiter, straight	AR-10901D-1
NanoBiter 15° up	AR-10902D-1
NanoGrasper, straight	AR-10903D-1
NanoScissor, straight	AR-10905D-1



Product Description

NanoBiter Punch (a)



Product Description

NanoBiter Punch, 15° up (b)



Product Description

NanoGrasper (c)



Product Description


NanoScissor (d)



Product Description

NanoProbe, retractable (e)

Nano Arthroscopy Cannulas



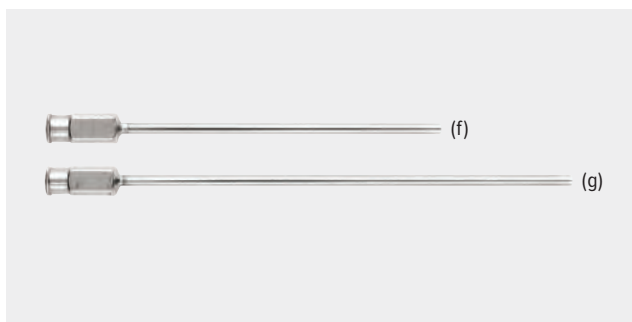
The Nano arthroscopy cannula features a flexible plastic dam to prevent fluid loss. The cannula is designed to facilitate the insertion of the NanoProbe and Nano resection and excision hand instruments as well as small-diameter shaver blades. The included Tegaderm™* skin adhesive is placed over the NanoCannula to maintain cannula position during instrument removal.

NanoCannula and Cannulated Obturator, 2.7/3.4 mm, Single-Use Sterile Pack, Tegaderm

Product Description	Item Number
NanoCannula, 1.5 cm length (a)	AR-1090C-15-1
NanoCannula, 3 cm length (b)	AR-1090C-30-1
NanoCannula, 4 cm length (c)	AR-1090C-40-1
NanoCannula, 5 cm length (d)	AR-1090C-50-1
NanoCannula, 7 cm length (e)	AR-1090C-70-1

*Tegaderm is a trademark of 3M Medical.

Outflow Cannulas

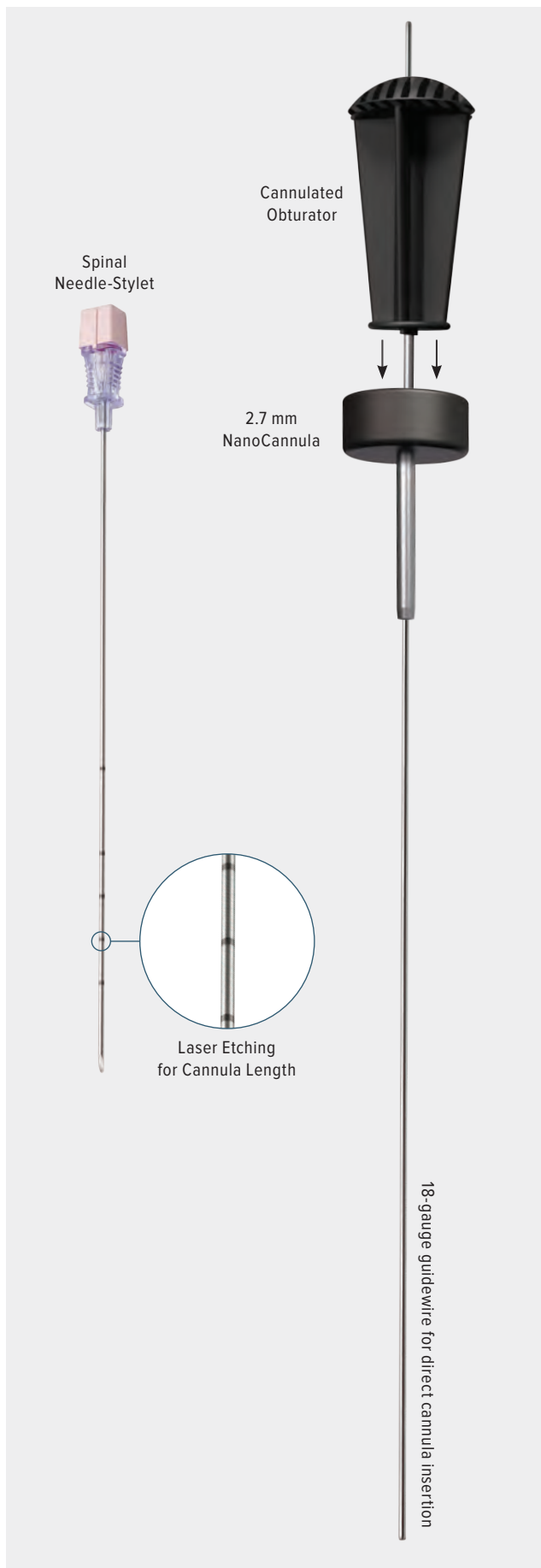


The outflow cannula can be inserted through the NanoCannula for aspiration of fluid and resected soft tissue. It connects to syringes or suction tubing.

Outflow Cannula, 2.4 mm, Single-Use Sterile Pack

Product Description	Item Number
Outflow Cannula, 7 cm length (f)	AR-1090S-70-1
Outflow Cannula, 10 cm length (g)	AR-1090S-100-1

Percutaneous Insertion Kit



Product Description	Item Number
Percutaneous insertion kit for cannula insertion and measuring the appropriate cannula length (includes calibrated 17 gauge spinal needle stylet and 1.1 mm guidewire)	AR-1090PK-1

Cannula Insertion Recommendations

1. Insert calibrated needle stylet.
2. Measure appropriate cannula length.
3. Remove stylet and insert guidewire through needle.
4. Remove the needle, keeping guidewire in place.
5. Insert cannula and obturator over the guidewire into the joint space.
6. Remove guidewire and obturator, keeping cannula in place.
7. Add Tegaderm transparent film dressing adhesive for hands-free usage, to prevent cannula fallout.

Mobile Cart



Product Description	Item Number
MSK Mobile Cart	AR-3502-CRT
NanoScope™ Console Mount	ATX-2601
DualWave™ Cart	AR-6841
Accessory Mount	5010-1500

Orthobiologics

Arthrex ACP® Double-Syringe System.....	122
Angel® cPRP System for PRP Formulation.....	123
Angel cPRP System	124
Bone Marrow Aspiration	125
BioCartilage® Extracellular Matrix.....	126
Cartiform® Viable Osteochondral Allograft.....	127
ArthroCell™ Cellular Bone Graft.....	128
AlloSync™ Pure Demineralized Bone Matrix	129
AlloSync Expand	130
AlloSync Cancellous Cubes.....	130
AlloSync Putty, Gel, and Paste.....	131
BoneSync™ Putty and Strips	132
BoneSync Fast-Setting, Drillable Calcium Phosphate Cement	133
Quickset™ Calcium Phosphate Cement	134
BioXpress™ Graft Delivery Device	135
JumpStart® Antimicrobial Wound Dressing.....	136
JumpStart FlexEFit™ Antimicrobial Wound Dressing.....	137
Energel® Wound Hydrogel	137

Arthrex ACP® Double-Syringe System



There has been increased interest in autologous blood products for use in a number of orthopedic therapies. The main effects of platelet-rich plasma are thought to be caused by growth factors released from the platelets, which may play a beneficial role within these therapies.

- The Arthrex ACP (autologous conditioned plasma) system allows for rapid and efficient concentration of platelets and growth factors from autologous blood for use at the treatment site
- The unique double-syringe design allows for convenient and safe handling, as the whole preparation process takes place in a closed system
- The Arthrex ACP system is affordable and easy to use, and it has a quick procedure time when compared to other PRP devices
- White blood cells, specifically neutrophils, are NOT concentrated within the ACP system. These cells can be detrimental to the healing process owing to release of degradative proteins and reactive oxygen species^{1,2}

Product Description	Item Number
ACP/Double Syringe With Cap (a)	ABS-10010S
Series I ACP Blood Draw Kit (c)	ABS-10011
Series II ACP Blood Draw Kit (d)	ABS-10012
Centrifuge	00389-129-000K
Bucket	03-1-0001-0097K
Bucket Spacer	03-1-0001-0098K
Counterbalance	ABS-10027
Arthrex Biologics Cart (b) (compatible with both Angel® and ACP Centrifuge Systems)	ABS-10100

References

1. Scott A, Khan KM, Roberts CR, Cook JL, Duronio V. What do we mean by the term "inflammation"? A contemporary basic science update for sports medicine. *Br J Sports Med.* 2004;38(3):372-380. doi:10.1136/bjsm.2004.011312
2. Jiang N, Tan NS, Ho B, Ding JL. Respiratory protein-generated reactive oxygen species as an antimicrobial strategy. *Nat Immunol.* 2007;8(10):1114-1122. doi:10.1038/ni1501

The Arthrex ACP double-syringe system is used to facilitate the safe and rapid preparation of autologous platelet-rich plasma (PRP) from a small sample of blood at the patient's point of care. The PRP can be mixed with autograft and allograft bone prior to application to an orthopedic surgical site as deemed necessary by the clinical use requirements.



Angel® cPRP System for PRP Formulation



What sets the Angel cPRP system apart from the competition is technology. Using a proprietary platelet sensor and one-button automation to prepare customized PRP formulations, the Angel cPRP system can deliver platelet concentrations up to 18× baseline with adjustable leukocyte concentrations.

- Proprietary platelet sensor system
- Adjustable platelet concentrations
- Adjustable WBC concentrations
- Flexible processing volume, 40 mL to 180 mL
- Each processing kit can process 3 cycles of up to 180 mL on the same patient
- Programmable and capable of storing up to 30 custom processing protocols
- Closed system, delivers PRP, PPP, and RBCs into separate, sterile compartments

Product Description	Item Number
Angel System Centrifuge	ABS-10060
Angel System Centrifuge, refurbished	ABS-10060R
Angel Kit	ABS-10063
Angel PRP Kit	ABS-10061T
Arthrex Biologics Cart	ABS-10100

Angel® cPRP System



Angel cPRP System	Platelet Concentration (K/ μ L)	Nucleated Cell Concentration (K/ μ L)	Hematopoietic Cell Concentration (K/ μ L)	Total Neutrophils ($\times 10^6$)
BMA	87.7 \pm 6.4	24.5 \pm 15.6	0.002 \pm 0.001	612.1
BMC	787.0 \pm 317.6	240.5 \pm 186.6	0.081 \pm 0.056	132.9
Increase Above Baseline	$\sim 9\times$	$\sim 10\times$	$\sim 33\times$	80% \downarrow

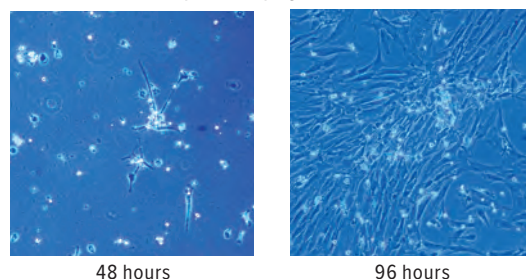
Greater than 80% recovery of the hematopoietic cell lines with an 80% reduction in the undesirable neutrophil cell content.

Data from Arthrex, Inc. Data on file (APT-02569). Naples, FL; 2018.

Technology is what sets the Angel cPRP system apart from the competition. The Angel cPRP system uses proprietary sensor technology and one-button automation to deliver customized PRP concentrate. The Angel cPRP system is the only device that can provide PRP concentrate from BMA with adjustable cellular levels. Bone marrow is a rich source of platelets, nucleated cells, and progenitor cells.

- Proprietary platelet sensor system
- Adjustable platelet concentrations
- Adjustable WBC concentrations
- Programmable – can store up to 30 custom processing protocols
- Each processing kit can process 3 cycles of up to 180 mL on the same patient
- Flexible processing volume, 40 mL to 180 mL
- Closed system; delivers PRP, PPP and RBCs into separate, sterile compartments

In vitro culture expansion of progenitor cells over 96 hours¹



Product Description	Item Number
Angel System Centrifuge (a)	ABS-10060
Angel System Centrifuge, refurbished	ABS-10060R
Angel cPRP System With Aspiration Kit (with ACD-A) (b)	ABS-10062T
Angel cPRP System With Powered Aspiration Kit (with ACD-A) (c)	ABS-10062D
Arrow® OnControl®* System Sterile Procedure Tray (d)	9403-VC-006
Arrow OnControl Power Driver With Cradle	9401
Arthrex Biologics Cart	ABS-10100

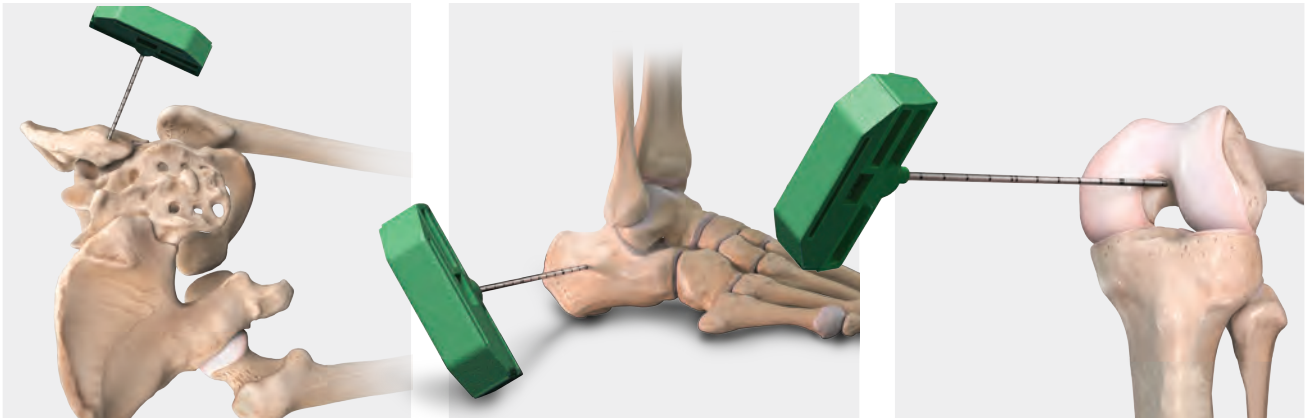
Reference

1. Arthrex, Inc. Data on file (APT-05220). Naples, FL; 2021.

*Arrow and OnControl are registered trademarks of Teleflex, Inc.



Bone Marrow Aspiration



Bone marrow-stimulating techniques, like abrasion and microfracturing, have been advocated for over 20 years.¹ Bone marrow is a source of stem cells and progenitor cells that differentiate into a variety of tissues (eg, bone, cartilage, tendon, ligament, fat, muscle, nerve). There has also been discussion that bone marrow stem cells have a role in the maintenance and repair of several other tissues.² Because of the plasticity exhibited by bone marrow, a number of studies have investigated the benefits of bone marrow used:

- Through microfracturing into a collagen matrix for treatment of osteochondral defects²
- With grafts to treat tibial nonunions^{3,4}
- For tendon graft-to-bone interface in rabbit models at early time points^{5,6}
- For spinal fusion in a rabbit model⁷
- With growth factors for the treatment of large bony defects in animals⁸
- With porous ceramic scaffolds implanted in human femoral defects with positive results⁸

Bone marrow aspirate (BMA) provides a cell suspension that can be readily processed intraoperatively for immediate implantation. BMA is commonly withdrawn from the iliac crest, but it can also be aspirated from the femur and humerus. BMA can be injected directly to a repair site, localizing a specific volume of BMA to support and facilitate healing.



Bone Aspiration Kit

The Bone Aspiration Kit is a convenient, sterile combination of instruments useful for aspirating bone marrow arthroscopically.

Product Description	Item Number
Bone Aspiration Kit	AR-1101DS
1 Bone Marrow Aspiration Needle	
1 Syringe, 60 mL	
1 Prep Tray	

References

1. Knutsen G, Engebretsen L, Ludvigsen TC, et al. Autologous chondrocyte implantation compared with microfracture in the knee. *J Bone Joint Surg Am.* 2004;86-A(3):455-464.
2. Kramer J, Böhrnsen F, Lindner U, et al. In vivo matrix-guided human mesenchymal stem cells. *Cell Mol Life Sci.* 2006;63(5):616-626. doi:10.1007/s00018-005-5527-z
3. Hernigou PH, Poignard A, Beaujean F, Rouard H. Percutaneous autologous bone marrow grafting for nonunions: influence of the number and concentration of progenitor cells. *J Bone Joint Surg Am.* 2005;87(7):1430-1437. doi:10.2106/JBJS.D.02215
4. Connolly JF, Guse R, Tiedeman J, Dehne R. Autologous marrow injection as a substitute for operative grafting of tibial nonunions. *Clin Orthop Relat Res.* 1991;(266):259-270.
5. Lim JK, Hui J, Li L, Thambyah A, Goh J, Lee EH. Enhancement of tendon graft osteointegration using mesenchymal stem cells in a rabbit model of anterior cruciate ligament reconstruction. *Arthroscopy.* 2004;20(9):899-910. doi:10.1016/j.arthro.2004.06.035
6. Ouyang HW, Goh JC, Lee EH. Use of bone marrow stromal cells for tendon graft-to-bone healing: histological and immunohistochemical studies in a rabbit model. *Am J Sports Med.* 2004;32(2):321-327. doi:10.1177/0095399703258682
7. Choi LS, Ma R, Zeng Q, et al. Bone marrow aspirate with or without platelet concentrates as a bone graft substitute for posterolateral spinal fusion: a randomized, controlled study using an animal model. 52nd Annual Meeting of the Orthopaedic Research Society. 2006. Paper No: 1742.
8. Pountos I, Jones E, Tzioupis C, McGonagle D, Giannoudis PV. Growing bone and cartilage: the role of mesenchymal stem cells. *J Bone Joint Surg (Br).* 2006;88-B:421-426. doi:10.1302/0301-620X.88B4

BioCartilage® Extracellular Matrix

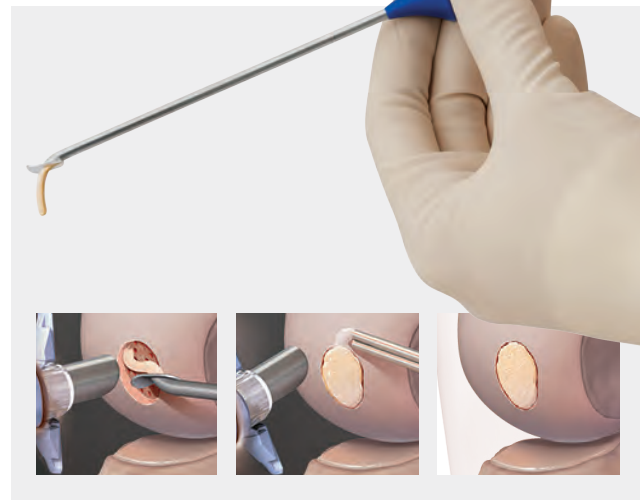
BioCartilage extracellular matrix was designed to provide a reproducible, simple, and inexpensive method to augment traditional marrow stimulation procedures. There is scientific evidence to support the premise that a dehydrated, allograft-cartilage scaffold used as an adjunct to marrow stimulation may improve the degree and quality of tissue healing within a properly prepared articular cartilage defect.^{1,2} Primate study indicates repopulation of the defect with hyaline-like cartilage at 12 weeks.³

BioCartilage extracellular matrix is an injectable cartilage-scaffold paste that can fill a cartilage defect subsequent to marrow stimulation. Difficult-to-reach focal defects can be treated open or arthroscopically with a unique delivery system.

- BioCartilage allograft contains the extracellular matrix that is native to articular cartilage, including key components such as type II collagen (**Figure 1**), proteoglycans (**Figure 2**), and additional cartilaginous growth factors
- The principle of BioCartilage extracellular matrix is to serve as a scaffold over an articular cartilage defect to provide a tissue network that can potentially signal autologous cellular interactions
- Marrow elements will fill the cartilage lesion and interact with the scaffold created by BioCartilage extracellular matrix instead of the lesion being expected to create its own fibrin scaffold, as typically anticipated from a marrow stimulation procedure

References

1. Cheng NC, Estes BT, Awad HA, Guilak F. Chondrogenic differentiation of adipose-derived adult stem cells by a porous scaffold derived from native articular cartilage extracellular matrix. *Tissue Eng Part A*. 2009;15(2):231-241. doi:10.1089/ten.tea.2008.0253
2. Chadha N, Dang A, Sampson E, et al. Porous cartilage-derived matrix scaffolds for repair of articular cartilage defects. ORS. 2012; Poster No. 0735.
3. Malinin T, Temple HT, Carpenter EM. Induction of regeneration of articular cartilage defects by freeze-dried particulate cartilage allografts. ICRS. 2009 meeting; poster presentation.



Product Description	Item Number
BioCartilage Extracellular Matrix, 0.75 cc	ABS-1007-BC
BioCartilage Extracellular Matrix, 1 cc	ABS-1010-BC
Mixing and Delivery Kit, large joint	ABS-1000-L
Mixing and Delivery Kit, small joint	ABS-1000-S
Mixing and Delivery Kit, hip joint	ABS-1000-H

Accessories

Product Description	Item Number
PowerPick™ XL Microfracture Instrument, 45°, 6 mm depth	AR-8150PX-45

Figure 1. Immunohistochemistry staining for type II collagen.*

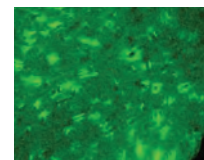
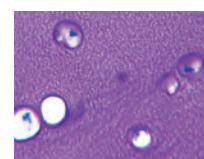


Figure 2. Toluidine blue stain highlighting proteoglycan content.*



*The tissue was stained after the dehydration step.

Cartiform® Viable Osteochondral Allograft

Cartiform* allograft is a cryopreserved osteochondral allograft composed of viable chondrocytes, chondrogenic growth factors, and extracellular matrix proteins. While maintaining an intact cartilage structure (**Figure 1**), the bony portion of the osteochondral allograft is minimal and the graft is porated to offer unique handling characteristics and simple fixation techniques.

Cartiform viable osteochondral allograft is recovered with minimal bone and porated for a variety of reasons:

- The minimal bone and pores impart flexibility to the allograft
- The pores increase the surface area and allow for the proprietary cryopreservative solution to preserve chondrocyte viability
- The pores facilitate enhanced growth factor release from Cartiform viable osteochondral allograft

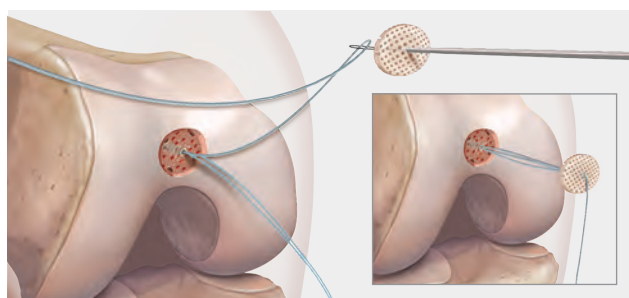
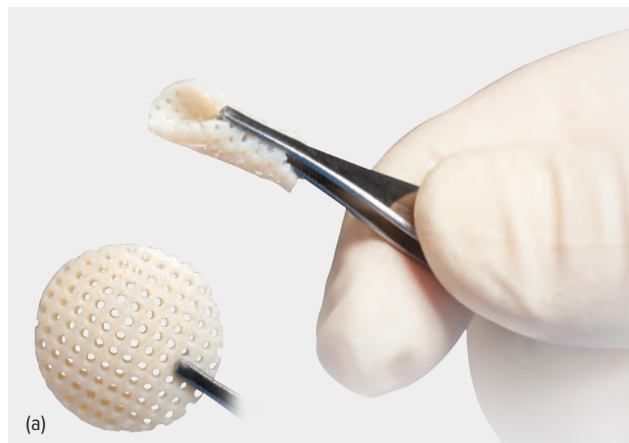
Cartiform viable osteochondral allograft combines the safety and success of traditional fresh stored osteochondral allografts with ease of use, as the graft is trimmable and flexible to match any lesion size and contour.

Stored in a proprietary cryopreservative solution, Cartiform viable osteochondral allograft is readily available and is stored at $-80 \pm 5^{\circ} \text{C}$. (**Figure 2**).¹

Product Description	Item Number
Cartiform Viable Osteochondral Allograft, 10 mm disc (a)	ABS-1101-10
Cartiform Viable Osteochondral Allograft, 12 mm × 19 mm	ABS-1102-19
Cartiform Viable Osteochondral Allograft, 20 mm disc	ABS-1101-20
Cartiform Viable Osteochondral Allograft, 20 mm × 25 mm	ABS-1102-250
Cartiform Templates	ABS-1100-T
Cartiform Scorer, 10 mm	ABS-1101-10S
Cartiform Scorer, 20 mm	ABS-1101-20S
Cartiform Scorer, 12 mm × 19 mm	ABS-1102-19S
Cartiform Scorer, 12 mm × 25 mm	ABS-1102-25S

Reference

1. Arthrex, Inc. and Osiris Therapeutics, Inc. LA1-00007-EN_A. Naples, FL; 2015



Fixation of Cartiform viable osteochondral allograft in the trochlea is achieved with the Knotless SutureTak® percutaneous insertion kits.

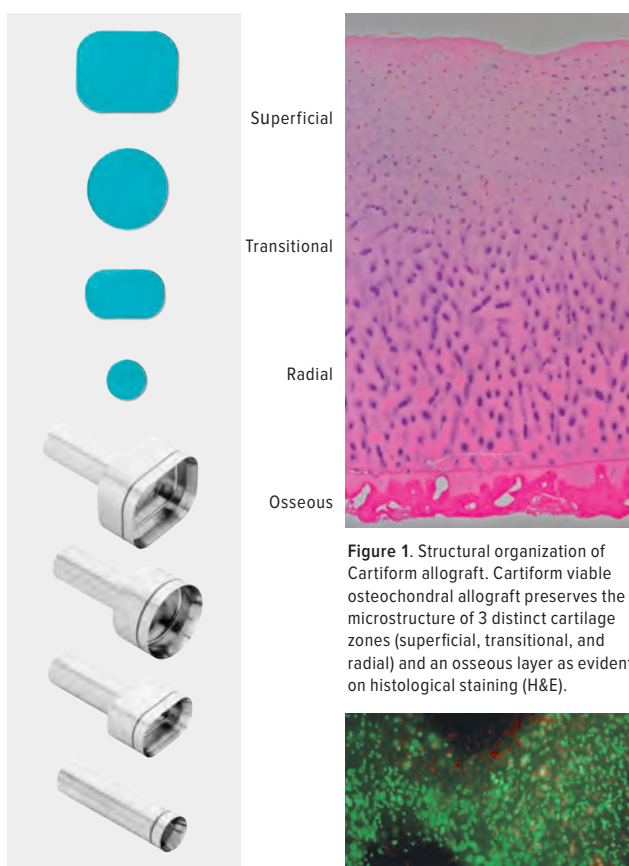


Figure 1. Structural organization of Cartiform allograft. Cartiform viable osteochondral allograft preserves the microstructure of 3 distinct cartilage zones (superficial, transitional, and radial) and an osseous layer as evident on histological staining (H&E).

Cartiform viable osteochondral allograft may be trimmed to fit the articular cartilage lesion. Templates and scorers are available to aid in preparation of the graft and recipient site.

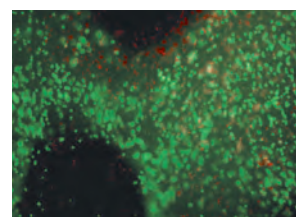


Figure 2. Live (green) and dead (red) cell staining of Cartiform unit post-thaw after 2.7 years storage at -80°C , 70% cell viability.

ArthroCell™ Cellular Bone Graft

Viable Bone Matrix

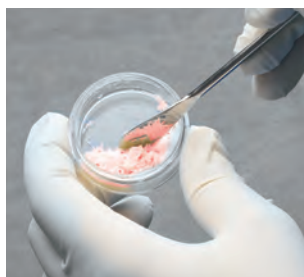
ArthroCell viable cellular bone allograft contains cellular, scaffold, and gel components derived from human bone. The cellular component consists of mesenchymal stem cells, osteoprogenitor cells, and pluripotent cells.

- A nonimmunogenic cellular bone matrix intended for use as a bone void filler for bone defects, fusions, and nonunion orthopedic applications
- Osteogenic, osteoconductive, and osteoinductive potential
- Final product is moldable for ease of use and optimal handling
- Novel cryoprotectant (DMSO-free) and noncytotoxic
- Convenient: stored in a cryogenic freezer (-65°C) for up to 2 years

Product Description	Item Number
ArthroCell Viable Bone Graft, 2.5 cc	ABS-2009-02
ArthroCell Viable Bone Graft, 5.0 cc	ABS-2009-05
Mixing Delivery Syringe, 14 cc	ABS-2000



Gel Microparticulate Bone Cell Vial



AlloSync™ Pure Demineralized Bone Matrix



AlloSync Pure demineralized bone matrix can be used in an arthroscopic environment.

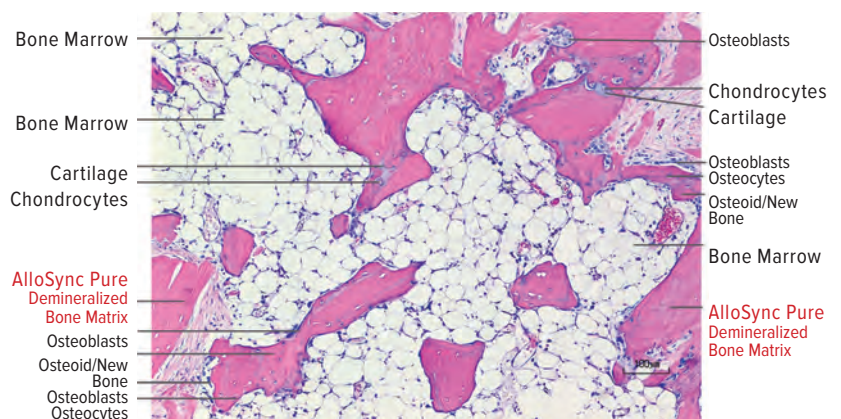
AlloSync Pure osteoinductive demineralized bone matrix is derived from 100% human allograft bone with no extrinsic carriers. When prepared, AlloSync Pure resists irrigation and can be used in a fluid environment. The clinician can control the handling properties of AlloSync Pure bone matrix, which includes decreasing the viscosity for injectable applications or increasing the viscosity to add autograft and/or allograft. The proprietary rice-shape fiber technology used to process AlloSync Pure bone matrix increases the osteoinduction and osteoconductive surface area to accelerate cellular ingrowth.¹

- Derived from 100% demineralized cortical bone without any extrinsic carriers
- Poststerilization, every lot is tested in vivo to ensure osteoinductivity
- Demineralization process preserves native bone morphogenetic proteins (BMPs) and growth factors
- Resists irrigation
- Histologically proven to contain all 5 elements of bone formation, including new bone, bone marrow, osteocytes, chondrocytes, and cartilage postimplantation at 28 days¹
- May be hydrated with bone marrow concentrate (BMC), platelet-rich plasma (PRP), blood, saline, or other cellular components
- Sterile to device grade standards (10⁻⁶) and stored at ambient temperature
- Provided in a ready-to-use mixing jar
- 4 sizes available
- 5-year shelf life

Reference

1. CellRight Technologies, LLC. Data on file (ConCelltrate® 100 histology and in-vitro alkaline phosphate induction assay). Universal City, TX; 2017.

Product Description	Item Number
AlloSync Pure, 1 cc	ABS-2010-01
AlloSync Pure, 2.5 cc	ABS-2010-02
AlloSync Pure, 5 cc	ABS-2010-05
AlloSync Pure, 10 cc	ABS-2010-10



AlloSync Pure demineralized bone matrix histology

AlloSync™ Expand

AlloSync Expand is 100% demineralized cortical fibers with specific geometry that provides exceptional handling and controlled expansion. These fibers come preloaded in a syringe that allows for consistent hydration of the graft with biologic fluids, such as PRP or BMC.

Features and Benefits

- Consists of 100% demineralized cortical bone fibers
- Provides a scaffold for cellular attachment and proliferation
- Graft will expand and improve fill during hydration
- Sterile to device-grade standards (10^{-6} SAL)
- Ambient temperature storage

Ordering Information

Product Description	Item Number
AlloSync Expand, 1 cc	ABS-2017-01
AlloSync Expand, 2.5 cc	ABS-2017-02
AlloSync Expand, 5 cc	ABS-2017-05
AlloSync Expand, 10 cc	ABS-2017-10



AlloSync Expand demineralized cortical fibers



Entangled fibers create a 3D interconnected matrix to promote cell migration and fusion.

AlloSync Cancellous Cubes

The AlloSync cancellous cubes provide an osteoconductive scaffold for bone ingrowth and allow for remodeling with the patient's own bone. AlloSync cancellous cubes are available in 15 cc and 30 cc quantities.

- 100% cancellous bone
- Cube size is 5-10 mm
- Ambient temperature storage
- Sterile (SAL 10^{-6})

Product Description	Item Number
Cancellous Cubes, 15 cc	ABS-2900-15
Cancellous Cubes, 30 cc	ABS-2900-30



AlloSync™ Putty, Gel, and Paste

AlloSync Bone Products Provide Osteoinductive and Osteoconductive Properties

- Osteoinduction – signaling molecules such as bone morphogenetic proteins (BMPs) that aid in cell differentiation down osteoblastic pathways
- Every lot of demineralized bone matrix (DBM) is tested for osteoinductive potential, using either an in vitro assay or in vivo model
- Osteoconduction – scaffolding from DBM particles for osteoblasts to form new bone
- Additional scaffolding properties are provided in AlloSync cancellous bone with the addition of cancellous bone chips

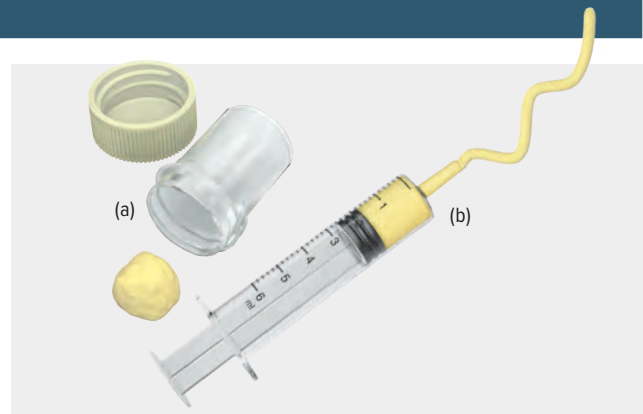
Superior Handling Characteristics via the Reverse-Phase Medium (RPM) Carrier

- RPM is an inert, biocompatible copolymer consisting of polypropylene oxide and polyethylene oxide
- Material is flowable at room temperature and thickens to become more viscous at body temperature
- RPM allows the DBM graft to be moldable and packed into any defect size or shape
- AlloSync bone products will resist irrigation and can be used in a fluid environment without the fear of graft migration, unlike some other DBMs

AlloSync Bone Products Offer Ease of Use and Terminal Sterility

- Provided as a ready-to-use, off-the-shelf product that requires no thawing or premixing preparation
- Terminal sterilization using electron beam results in a sterility assurance level (SAL) of 10^{-6} – process is not harmful to the DBM or its bioactivity
- Room temperature storage


AlloSync bone products are indicated for orthopedic applications as filler for gaps or voids that are not intrinsic to the stability of the bony structure. AlloSync bone products are indicated to be packed gently into bony gaps in the skeletal system as a bone graft extender (extremities, spine, and pelvis) and as bony void filler of the extremities and pelvis. These defects may be surgically created or result from traumatic injury to the bone.



Comparison of Two DBMs



RPM Carrier



Glycerol Carrier



5 Minutes Immersion Time

Product Description	Item Number
AlloSync DBM Putty	
Putty, 1 cc (a)	ABS-2012-01
Putty, 2.55 cc	ABS-2012-02
Putty, 5 cc	ABS-2012-05
Putty, 10 cc	ABS-2012-10
AlloSync DBM Gel	
Gel, 1 cc (b)	ABS-2013-01
Gel, 5 cc	ABS-2013-05
Gel, 10 cc	ABS-2013-10
AlloSync CB DBM Putty	
Putty, 5 cc	ABS-2014-05
Putty, 10 cc	ABS-2014-10
AlloSync CB DBM Paste	
Paste, 1 cc	ABS-2015-01
Paste, 3 cc	ABS-2015-03
Paste, 8 cc	ABS-2015-08
Cancellous Crushed, 5 cc	27715005



The blend of 20% type I collagen and 80% highly purified beta-tricalcium phosphate (β -TCP) in the BoneSync putty and strips provides an osteoconductive material for bone regeneration. It was developed to resemble the composition and pore structure of natural human bone.¹

Benefits of the Collagen-Engineered Matrix in Orthopedic Applications

- Specifically engineered to provide a scaffold with porosity
- Facilitates incorporation of cells in bone marrow aspirate and tissue cells during the healing process²
- BoneSync cement's collagen is composed of highly purified type-I collagen, the most abundant type of collagen found in bone
- Purification and biocompatibility minimizes the potential for immune response

References

1. Mataragas, N. Radiographic analysis of fusion success with Integra Collagen Ceramic Matrix, as compared to autograft use, in posterolateral lumbar spine arthrodesis. Integra Life Sciences Corp. Data on file. 2010.
2. Geiger M, Li RH, Friess W. Collagen sponges for bone regeneration with rhBMP-2. *Adv Drug Deliv Rev.* 2003;55:1613-1629.

BoneSync Strip

Product Description	Item Number
Strip, 10 cc (100 × 25 × 4 mm)	ABS-3310
Strip, 15 cc (100 × 25 × 6 mm)	ABS-3315

BoneSync Putty

Product Description	Item Number
Putty, 2.5 cc	ABS-3202
Putty, 5 cc	ABS-3205
Putty, 10 cc	ABS-3210
Putty, 15 cc	ABS-3215

BoneSync™ Fast-Setting, Drillable Calcium Phosphate Cement

BoneSync calcium phosphate cement is a fast-setting, synthetic bone void filler that sets within 5-8 minutes, depending on whether it's prepared with saline, blood, or bone marrow.

- BoneSync bone void filler is provided in a self-contained mixing and delivery system to decrease preparation time and improve delivery
- BoneSync cement may be mixed with saline, blood, or bone marrow aspirate
- BoneSync cement is fast setting to allow immediate supplemental fixation or to add strength to the surgical repair site
- Following curing, BoneSync cement is drillable to assist fracture repair and fixation
- Final product expands to improve contact forces with surrounding bone and/or plates or screw fixation



BoneSync Kit Package (a)

Product Description	Item Number
BoneSync Cement, 3 cc	ABS-3103
BoneSync Cement, 5 cc	ABS-3105
BoneSync Cement, 10 cc (2 × 5 cc kit)	ABS-3105-2



Indications for Use

- BoneSync cement is indicated to fill bony voids or gaps of the skeletal system (ie, extremities and pelvis). These defects may be surgically created or they may be osseous defects from traumatic injury to the bone.
- BoneSync cement is indicated only for bony voids or gaps that are not intrinsic to the stability of the bony structure.
- When cured in situ, BoneSync cement provides an open void/gap filler that can augment provisional hardware (eg, K-wires, plates, screws) to help support bone fragments during the surgical procedure.
- The cured cement acts only as a temporary support media and is not intended to provide structural support during the healing process.
- BoneSync cement resorbs and is replaced by bone during the healing process.

BONESYNC

Quickset™ Calcium Phosphate Cement

Quickset* cement is a macroporous, injectable, hardening, resorbable bone cement provided in an easy-to-use, closed mixing system.

Composition

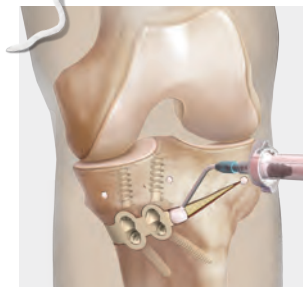
- The mixing system is a dual-chambered syringe containing a powder and mixing liquid
- The powder chamber contains a mixture of calcium phosphates and an organic polysaccharide polymer – the polysaccharide is a highly biocompatible polymer that optimizes the viscosity, cohesiveness, and macroporosity
- The mixing liquid consists of a sodium phosphate solution that facilitates the setting time (crystallization) of the cement
- The end product is a calcium-deficient apatite very similar to the mineral phase of bone

Physical and Chemical Properties

- Global porosity of 70%
 - Microporosity (<10 μm): 88%
 - Mesoporosity (10 μm-100 μm): 2%
 - Macroporosity (>100 μm): 10%
- Porosity is present by the time it reaches complete hardening (24 hours after implantation)
- Mechanical compressive strength of 24 MPa (24 hours after implantation)
- Excellent cohesiveness, which prevents “wash-out” by biological fluids
- No shrinkage during crystallization
- Nonexothermic reaction
- Radiopaque

Preparation

- Mixing time (room temperature): 2 minutes
- Injection time (room temperature): 2 minutes
- Initial setting time (body temperature): 8 minutes
 - Time it takes for the product to no longer be flowable. Manipulation during this time period is not recommended, as it will affect the crystallization process and final strength characteristics.
- Complete hardening (body temperature): 24 hours



iBalance® HTO



Pilon Fracture



Calcaneus Fracture



QuickSet

Product Description	Item Number
Arthrex Quickset Cement, 5 cc	ABS-3005
Arthrex Quickset Cement, 8 cc	ABS-3008
Arthrex Quickset Cement, 16 cc	ABS-3016

Quickset cement is intended for bony voids or defects that are not intrinsic to the stability of the bony structure. Quickset cement is intended to be placed or injected into bony voids or gaps of the skeletal system (ie, the extremities and pelvis). These defects may be surgically created osseous defects or osseous defects created from traumatic injury to the bone. The product provides bone void filler that resorbs and is replaced with bone during the healing process.

Arthrex Quickset cement is available in the US as a convenience kit containing Arthrex Quickset cement, a cannula, and a delivery gun.

*Quickset is a trademark of Graftys, S.A.

QUICKset™

BioXpress™ Graft Delivery Device

The BioXpress graft delivery device is designed for targeted delivery of hydrated allograft, autograft, or synthetic bone graft materials to an orthopedic surgical site, while maximizing material utilization.

Product Description	Item Number
Blunt Tip Cannula, 10 cm (a)	ABS-10053-10
Angled Tip Cannula, 10 cm (b)	ABS-10053-10-45
Blunt Tip Cannula, 15 cm	ABS-10053-15
Angled Tip Cannula, 15 cm	ABS-10053-15-45




BioXpress™

JumpStart® Antimicrobial Wound Dressing

JumpStart Dressing Powered by V.Dox™* Technology

JumpStart dressings are provided on an ultra-thin, lightweight, polyester substrate and contain laser-cut fenestrations to allow easy passage of wound exudate into the absorbent layer or a secondary dressing. The flexible design easily contours to the body. JumpStart dressings may be applied directly over sutures, staples, Steri-Strips™†, and liquid skin adhesives. The dot matrix pattern of embedded microcell batteries generate microcurrents on the dressing surface in the presence of a conductive medium, such as sterile saline, water-based gel, or wound exudate.

JumpStart Contact Layer Dressing

Dressing Size (in)	Qty/Box	Item Number
1 × 1 Fenestrated	10	ABS-4001
1.5 × 8	10	ABS-4005
1.5 × 10	10	ABS-4006
2 × 2	10	ABS-4002
2 × 5	10	ABS-4025
3 × 3	10	ABS-4003
4 × 4	10	ABS-4004
8 × 8	1	ABS-4008
12 × 12	1	ABS-4012

JumpStart Composite Dressing


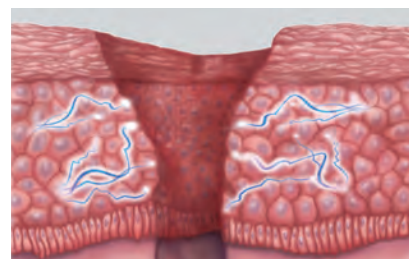
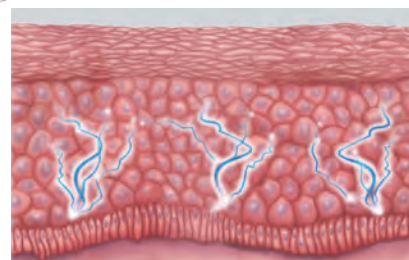
Adhesive Size (in)	Dressing Size (in)	Qty/Box	Item Number
2.5 Diameter	1.0 Diameter	10	ABS-4054
4.0 Diameter	1.0 Diameter	10	ABS-4056
4 × 4	2 × 2	5	ABS-4053
5 × 6	1.5 × 5	5	ABS-4051
4.5 × 10	1.5 × 7	5	ABS-4052
6 × 11.5	2 × 9	5	ABS-4050
4.4 × 9.6	1.5 × 6.5	5	ABS-4057
4.2 × 7.5	1.4 × 4.5	5	ABS-4058

*V.Dox is a trademark of Vomar Innovations, Inc.

†Steri-Strip is a trademark of 3M.

Reference


1. Nuccitelli R. A role for endogenous electric fields in wound healing. *Curr Top Dev Biol.* 2003;58:1-26.



When skin is wounded, a change in electric potential occurs. The physiologic microcurrents contribute to healing.¹ JumpStart dressing employs embedded microcell batteries that generate an electric field designed to mimic the body's own physiologic electric fields.



JumpStart® FlexEfit™ Antimicrobial Wound Dressing



JumpStart FlexEfit antibacterial wound dressing features a patented design that enables it to link and build to universally fit virtually any incision length and curvature with just one product.

Pad Dimensions	Adhesive Dimensions	Qty/Box	Item Number
1.5 × 4.5 (in)	2.5 × 6.3 (in)	5	ABS-4060-05
3.8 × 11.4 (cm)	6.3 × 16 (cm)	10	ABS-4060-10

References

- Kim H, Makin I, Skiba J, et al. Antibacterial efficacy testing of a bioelectric wound dressing against clinical wound pathogens. *Open Microbiol J*. 2014;8:15-21. doi:10.2174/1874285801408010015
- Banerjee J, Ghatak P, Roy S, et al. Silver-zinc redox-coupled electroceutical wound dressing disrupts bacterial biofilm. *PLoS One*. 2015;1-15. doi:10.1371/journal.pone.0119531
- Kim H, Izadjoo M. Antibiofilm efficacy evaluation of a bioelectric dressing in mono- and multi-species biofilms. *J Wound Care*. 2015;24 Suppl 2:S10-S14. doi:10.12968/jowc.2015.24.Sup2.S10
- Barki K, Das A, Dixith S, et al. Electric field based dressing disrupts mixed-species bacterial biofilm infection and restores functional wound healing. *Ann Surg*. 2019;269(4):756-766. doi:10.1097/SLA.0000000000002504
- Vomaris Innovations, Inc. Data on file, report #SLM090512CMC01F

Reduce risk of infection

- Kills a broad spectrum of pathogens, including multidrug-resistant and biofilm-forming bacteria¹⁻³
- Disrupts existing biofilm infection and prevents biofilm from forming, in preclinical studies⁴
- Prevents bacterial growth, with sustained antibacterial impact for up to 7 days⁵
- Demonstrates improved antibacterial impact versus silver dressings²

Energel® Wound Hydrogel

Use Energel® wound hydrogel to activate JumpStart's microcell batteries:

- Sterile, water-soluble gel formulated to maintain a moist wound environment and provide moisture to a dry wound
- Double-packaged sterile for use in the operating room
- Optimally sized for single use (7.5 g)
- Maintains JumpStart conductivity for up to 7 days

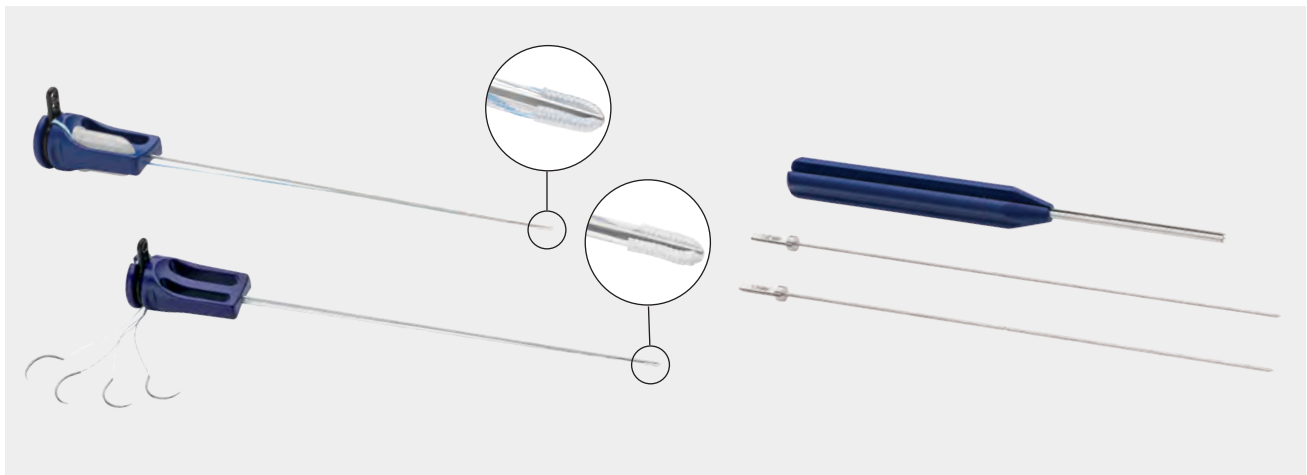
Product Description	Qty/Box	Arthrex Part No.
Energel Wound Hydrogel	10	AGL-L075-10



*Energel is a trademark of Vomaris Innovations, Inc.

Soft Tissue

DX FiberTak® Suture Anchors.....	138
<i>Internal/Brace</i> ™ Ligament Repair	139
DX SwiveLock® Anchors.....	141
PushLock® Knotless Suture Anchors.....	143
BioComposite SutureTak® Anchors—Micro, Mini, and Small Joint.....	144
3.5 mm Corkscrew® FT Anchors (Nano, Micro, and Mini).....	146
Anchors Reference Chart.....	147



The FiberTak DX soft anchor offers several advantages compared to other suture anchors. Bone removal is minimized prior to implantation because the FiberTak DX soft anchor requires only a 1.35 mm or 1.6 mm bone tunnel. The anchor is ideal for any soft-tissue repair about the foot and ankle and maintains a very high pull-out strength considering the small profile of the anchor itself.¹

DX FiberTak Suture Anchor

Product Description	Item Number
DX FiberTak SutureTape Suture Anchor w/ 1.3 mm SutureTape, and Tapered Point Needles, 26.2 mm ½ circle	AR-8990ST
DX FiberTak Suture Anchor w/ #1 FiberWire® Suture and Diamond Point Needles, 26.2 mm ½ circle	AR-8990

DX FiberTak Disposables Kit

Product Description	Item Number
Guidewire, 1.35 mm	AR-8990DS
Guidewire, 1.6 mm	
FiberTak Drill Sleeve	

Reference

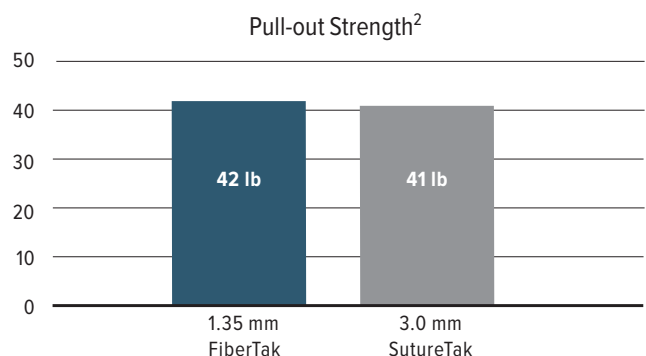
1. Arthrex, Inc. Data on file (APT 2831, APT 3339, APT 03508). Naples, FL; 2004-2017.
2. Arthrex, Inc. Data on file (APT-2793 and APT-1786).

Literature

Product Description	Item Number
Distal Extremity Anchors Brochure	LB1-0412-EN

Multimedia

Product Description	Item Number
Anchor Insertion, animation	AN1-00078-EN
FiberTak Instability Repair, animation	AN1-00147-EN
DX FiberTak Soft Anchor for Broström Repair With Interna/Brace Ligament Augmentation, animation	AN1-00283-EN
Complex Deltoid Ligament, case presentation by Robert Anderson, MD, video	VID1-001045-en-US
Deltoid Repair Using the DX FiberTak Anchor With SutureTape, Presented by Robert Anderson, MD, video	VID1-001047-en-US
Deltoid Ligament Reconstruction Utilizing the Arthrex TightRope and Pre-sutured Allograft, Surgical Technique, Presented by George Lian, MD, video	VID1-00242-en-US





InternalBrace ligament repair is a simple technique that may be used to overcome the shortcomings of the Brostrom repair. Standard repair augmented with the *InternalBrace* procedure does not violate normal tissue and helps protect the ligament repair while it matures, allowing early mobility during recovery and a quicker return to activity as published in peer-reviewed clinical evidence.¹⁻³

- Surgical versatility—more size/material options
- Talus offset guide—reproducible anatomic placement
- Radiopaque marker and laser-line window on SwiveLock® driver
- Biologically advantageous—collagen-coated FiberTape® suture and JumpStart® antimicrobial dressing

References

1. Kulwin R, Watson TS, Rigby R, Coetzee JC, Vora A. Traditional modified Brostrom vs suture tape ligament augmentation. *Foot Ankle Int.* 2021. doi:10.1177/1071100720976071
2. Martin KD, Andres NN, Robinson WH. Suture tape augmented Brostrom procedure and early accelerated rehabilitation. *Foot Ankle Int.* 2021;42(2):145-150. doi:10.1177/1071100720959015
3. Coetzee JC, Ellington JK, Ronan JA, Stone RM. Functional results of open Broström ankle ligament repair augmented with a suture tape. *Foot Ankle Int.* 2018;39(3):304-310. doi:10.1177/1071100717742363

BioComposite Plus Ligament Repair System for *InternalBrace* Surgical Technique

Product Description	Item Number
BioComposite SwiveLock With Collagen-Coated FiberTape Suture, 4.75 mm BioComposite SwiveLock Anchor, 4.75 mm Drill, 3.4 mm Drill, cannulated, 3.4 mm Drill, 4.0 mm Drill Guide With Metal Insert for Talus Drill Guide With Metal Insert Bone Tap Guidewire With Trocar Tip Guidewire Sleeve Suture Passing Wire Free Needle JumpStart Single-Layer Dressing, 2 in × 5 in	AR-1789J-CP

BioComposite Ligament Repair System for *InternalBrace* Surgical Technique

Product Description	Item Number
BioComposite SwiveLock Anchor With Collagen-Coated FiberTape Suture, 4.75 mm BioComposite SwiveLock Anchor, 3.5 mm Drill, 2.7 mm Drill, cannulated, 2.7 mm Drill, 3.4 mm Drill, cannulated, 3.4 mm Drill Guide With Metal Insert for Talus Drill Guide With Metal Insert Bone Tap Guidewire With Trocar Tip Guidewire Sleeve Suture Passing Wire Free Needle JumpStart Single-Layer Dressing, 2 in × 5 in	AR-1788J-CP

PEEK Implant System for *InternalBrace* Repair

Product Description	Item Number
PEEK SwiveLock Anchor With Collagen-Coated FiberTape Suture, 4.75 mm PEEK SwiveLock Anchor, 3.5 mm Drill, 2.7 mm Drill, cannulated, 2.7 mm Drill, 3.4 mm Drill, cannulated, 3.4 mm Drill Guide With Metal Insert for Talus Drill Guide With Metal Insert Bone Tap Guidewire With Trocar Tip Guidewire Sleeve Suture Passing Wire Free Needle JumpStart Single-Layer Dressing, 2 in × 5 in	AR-1788PJ-CP

Mini PEEK Implant System for *InternalBrace* Repair

Product Description	Item Number
PEEK SwiveLock Anchor With Collagen-Coated FiberTape Suture, 3.5 mm PEEK SwiveLock Anchor, 3.5 mm Drill, 2.7 mm Drill, cannulated, 2.7 mm Drill, 3.4 mm Drill Guide With Metal Insert for Talus Drill Guide With Metal Insert Bone Tap Guidewire With Trocar Tip Guidewire Sleeve Suture Passing Wire Free Needle JumpStart Single-Layer Dressing, 2 in × 5 in	AR-1787PJ-CP

InternalBrace™ Ligament Repair (Cont.)

Optional Instruments

Product Description	Item Number
Drill Bit, 4.0 mm	AR-1788-40S
Bone Tap, cannulated, AO, 3.5 mm	AR-1788T-35S
Bone Tap, cannulated, AO, 4.75 mm	AR-1788T-475S

Implant System With Collagen-Coated FiberTape® Suture for InternalBrace Repair

Product Description	Item Number
BioComposite SwiveLock® Anchor With #2 Collagen-Coated FiberTape Suture, 4.75 mm BioComposite SwiveLock Anchor, 3.5 mm Guidewire With Trocar Tip, 1.35 mm Drill Bit, cannulated, 2.7 mm Drill Bit, 2.7 mm Punch/Tap for 3.5 mm SwiveLock Anchor Drill Bit, 3.4 mm Punch/Tap for 4.75 mm SwiveLock Anchor Drill Guide Two Free Needles Suture Passing Wire	AR-1688-CP


Literature

Product Description	Item Number
Brostrom Repair With InternalBrace Ligament Augmentation and DX FiberTak® Anchors Surgical Technique	LT1-000160-EN
Brostrom Repair With InternalBrace 2.0 Ligament Augmentation Product and Technique Highlights	FL1-000121-en-US
Spring Ligament Repair With InternalBrace 2.0 Ligament Augmentation Product and Technique Highlights	FL1-000131-en-US
InternalBrace Ligament Augmentation (Ankle Instability) Surgeon Success	LL1-00003-EN
InternalBrace Ligament Augmentation (Ankle Instability) Scientific Updates	LL1-00004-EN

Multimedia

Product Description	Item Number
InternalBrace 2.0 Ligament Augmentation, animation	AN1-000059-en-US
InternalBrace Ligament Augmentation Repair – "The Body's Internal Seat Belt," animation	AN1-00250-EN
Brostrom Lateral Ankle Repair With InternalBrace, Presented by James McWilliam, MD, surgical technique video	VID1-000636-en-US
InternalBrace Ligament Augmentation for Spring Ligament in Flatfoot Reconstruction, Presented by Michael Aynardi, MD, video	VID1-000026-EN
InternalBrace Ligament Augmentation Repair Helps a Firefighter Get Back to Work, video	VID1-01216-EN

DX SwiveLock® Anchors



Specifically designed for the small bones in the hand and wrist, the 2.5 mm titanium Nano SwiveLock anchor is 7 mm in length, contains a PEEK eyelet and titanium anchor body, and will allow surgeons to perform ligament repairs augmented with the *Internal/Brace*™ surgical technique in the phalanges and elsewhere. This anchor was designed to be used with 1.3 mm SutureTape suture used in conjunction with FiberWire® suture. Graft cannot be used with this anchor.

The 3.5 mm PEEK DX SwiveLock anchor is offered in 2 lengths, 13.5 mm and 8.5 mm. These all-PEEK anchors boast a high insertion strength and will hold up in the strongest of bone.¹ The 3.5 mm SwiveLock anchors are a great option for acute repair of ATFL and deltoid ligament injuries.

Both the 13.5 mm and 8.5 mm length anchor options are available in convenient disposables kits that include multiple drill bits depending on the bone quality, drill guides, and bone taps.

2.5 mm Nano SwiveLock Anchor

Product Description	Item Number
Nano SwiveLock Anchor, 2.5 mm × 7 mm (a)	AR-8998T

2.5 mm × 7 mm Nano SwiveLock Anchor Disposables Kit

Product Description	Item Number
Guidewires w/ Trocar Tip, 1.1 mm, qty. 2	AR-8998DS
Drill guide, 2.4 mm	
Drill, cannulated, 2.0 mm (soft bone)	
Drill, cannulated, 2.2 mm (hard bone)	

3.5 mm PEEK SwiveLock Anchors

Product Description	Item Number
DX SwiveLock SL Anchor, PEEK, w/ forked tip eyelet, 3.5 mm × 8.5 mm (b)	AR-8978P
DX SwiveLock Anchor, PEEK, w/ closed eyelet, 3.5 mm × 13.5 mm (c)	AR-8979P

3.5 mm × 8.5 mm DX SwiveLock SL Anchor Disposables Kit

Product Description	Item Number
Guidewires, 1.35 mm, qty. 3	AR-8978DS-01
Drill, cannulated, 3.0 mm (for suture constructs)	
Drill, cannulated, 3.5 mm (for graft constructs)	
Drill Guide w/ Depth Stop	

3.5 mm × 13.5 mm DX SwiveLock Anchor Disposables Kit

Product Description	Item Number
Drill Guide w/ Depth Stop	AR-8979DS
Drill Bit, solid, 3.0 mm	
Drill Bit, solid, 3.4 mm	
Tap for DX SwiveLock Anchor	

Literature

Product Description	Item Number
Distal Extremity Anchors Brochure	LB1-0412-EN

Multimedia

Product Description	Item Number
Anchor Insertion, animation	AN1-00078-EN
Collateral Ligament Repair Using the Nano SwiveLock Anchor, Presented by Damon C. Adamany, MD, video	VID1-000637-en

DX SwiveLock® Anchors (Cont.)

The 4.75 DX SwiveLock Anchor provides a versatile option for soft-tissue fixation in the foot and ankle as an additional anchor for Kidner procedures or the *Internal/Brace™* procedure.

4.75 mm × 16 mm PEEK DX SwiveLock Anchor

Product Description	Item Number
DX SwiveLock Anchor, 4.75 mm × 16 mm (a)	AR-8980P-1

4.75 mm × 16 mm DX SwiveLock Anchor Cannulated Disposables Kit

Product Description	Item Number
Drill Guide w/ Depth Stop Drill Bit, cannulated, AO, 3.4 mm Bone Tap, cannulated, 4.75 mm Guidewire	AR-8980DSC

4.75 mm × 16 mm DX SwiveLock Anchor Disposables Kit

Product Description	Item Number
Drill Guide w/ Depth Stop Drill Bit, AO, 3.4 mm Bone Tap, 4.75 mm	AR-8980DS

Optional Instruments

Product Description	Item Number
Drill Bit, cannulated, sterile, 4.0 mm	AR-8980-01S
Drill Bit, sterile, 4.0 mm	AR-8980-02S



PushLock® Knotless Suture Anchors



The BioComposite PushLock suture anchors provide a secure means of knotless fixation in the foot and ankle. Accommodating 2 strands of FiberWire® suture, this 2-piece anchor enables a no-profile repair that is quick and straightforward.

The PushLock anchor uses a PEEK eyelet to place the sutures at the bottom of a drill hole, allowing surgeons to tension the sutures in place by impacting the tak portion of the anchor. The high-strength radiolucent PEEK absorbable biocomposite PushLock anchors optimize tissue tension and fixation without knot tying.

2.5 mm Mini PushLock Anchors

Product Description	Item Number
BioComposite PushLock Anchor, 2.5 mm × 8 mm (a)	AR-8825BC
PEEK PushLock Anchor, 2.5 mm × 8 mm (b)	AR-8825P

Mini SutureTak® Anchor Disposables Kit

Product Description	Item Number
Drill Bit, 1.8 mm (for softer bone)	AR-1322DSC
Drill Bit, 2 mm (for harder bone)	
Drill Guide	
Punch (for soft bone)	

2.9 mm BioComposite PushLock Anchor

Product Description	Item Number
BioComposite PushLock Anchor, 2.9 mm × 12.5 mm (c)	AR-8923BC

2.9 mm BioComposite PushLock Anchor Disposables Kit

Product Description	Item Number
Drill Guide	AR-8923DSC
Drill Bit, 2.8 mm (soft bone)	
Drill Bit, 2.9 mm (hard bone)	
Punch (for soft bone)	

Accessories (necessary for procedure, order separately)

Product Description	Item Number
2-0 FiberWire Suture w/ Tapered Needle, 18 in, blue, 17.9 mm 3/8 circle	AR-7220
0 FiberWire Suture w/ Tapered Needle, 38 in, blue, 22.2 mm 1/2 circle	AR-7250

Literature

Product Description	Item Number
2.5 mm PushLock Knotless Suture Anchor Surgical Technique	LT1-0475-EN
Distal Extremity Anchors Brochure	LB1-0412-EN

Multimedia

Product Description	Item Number
Anchor Insertion, animation	AN1-00078-EN

BioComposite SutureTak® Anchors—Micro, Mini, and Small Joint



Micro 2.4 mm
BioComposite
SutureTak Anchor

Mini 2.4 mm
BioComposite
SutureTak Anchor

Small Joint 3 mm
BioComposite
SutureTak Anchor

This family of unique "push-in" suture anchors allows for straightforward insertion and a flexible nonabrading suture eyelet.

- **Excellent Cortical Purchase**—with ridges along their entire length, these anchors provide superior pull-out in harder cortical bone¹
- **Minimized Suture Abrasion**—the suture-on-suture eyelet interface avoids the type of wear that can occur between an anchor and suture
- **Straightforward Technique**—simple, shorter instrumentation and technique create a reliable and quick procedure

Reference

1. Arthrex, Inc. Data on file (APT 2277). Naples, FL; 2013.

Micro SutureTak Anchor

Product Description	Item Number
Micro BioComposite SutureTak Anchor, 2.4 mm × 6.5 mm (includes 1.5 mm suture eyelet) w/ 2-0 FiberWire® suture and 2 tapered needles, 17.9 mm ⅜ circle	AR-1320BCNF

Micro SutureTak Disposables Kit

Product Description	Item Number
Drill Bit, 1.8 mm (softer bone) Drill Bit, 2 mm (harder bone) Punch Drill Guide	AR-1320DSC

Mini BioComposite SutureTak Anchor

Product Description	Item Number
Mini BioComposite SutureTak Anchor w/ Needles, 2.4 mm × 8.5 mm (includes 1.5 mm suture eyelet) w/ 2-0 FiberWire® suture and 2 tapered needles, 17.9 mm ⅜ circle	AR-1322BCNF

Mini BioComposite SutureTak Anchor Disposables Kit

Product Description	Item Number
Drill Bit, 1.8 mm (for softer bone) Drill Bit, 2 mm (for harder bone) Punch Drill Guide	AR-1322DSC

BioComposite SutureTak® Anchors – Micro, Mini, and Small Joint (Cont.)

Small Joint SutureTak Anchors

Product Description	Item Number
Small Joint BioComposite SutureTak Anchor w/ Needles, 3 mm × 14 mm w/ one 1.3 mm SutureTape and 2 tapered needles, 26.2 mm ½ circle	AR-8934BCST
Small Joint BioComposite SutureTak Anchor w/ Needles, 3 mm × 14 mm w/ two 0.9 mm SutureTape and 4 tapered needles, 26.2 mm ½ circle	AR-8934BCST-2

Small Joint SutureTak Anchors

Product Description	Item Number
Small Joint BioComposite SutureTak Anchor w/ Needles, 3 mm × 14 mm w/ two #0 FiberWire sutures and 4 diamond point needles, 22.2 mm ½ circle	AR-8934BCNF-00
Small Joint BioComposite SutureTak Anchor w/ Needles, 3 mm × 14 mm w/ one #1 FiberWire suture and 2 diamond point needles, 26.2 mm ½ circle	AR-8934BCNF

Small Joint SutureTak Disposables Kit

Product Description	Item Number
Drill Guide Step Drill Bit, 2.4 mm (soft bone) Step Drill Bit, 2.5 mm (hard bone)	AR-8934DSC

SutureTak Anchor Instrument Set (AR-1321GS)

Product Description	Item Number
Drill Bit (Micro), 1.8 mm	AR-1320D-18
Drill Bit (Mini), 1.8 mm	AR-1322D-18
Drill Bit (Micro), 2 mm	AR-1320D-20
Drill Bit (Mini), 2 mm	AR-1322D-20
Drill Bit (Small Joint), 2.4 mm	AR-8934D
Punch, Micro SutureTak anchor	AR-1320P
Punch, Mini SutureTak anchor	AR-1322P
Reusable Drill Guide, SutureTak anchor	AR-1320G


Literature

Product Description	Item Number
Distal Extremity Anchors Brochure	LB1-0412-EN

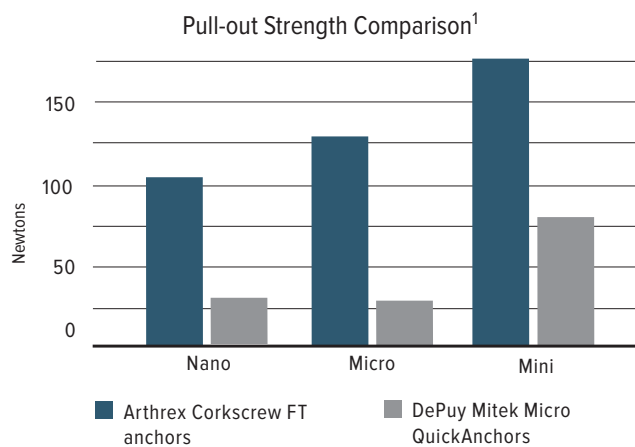
Multimedia

Product Description	Item Number
Anchor Insertion, animation	AN1-00078-EN

3.5 mm Corkscrew® FT Anchors (Nano, Micro, and Mini)



The Nano, Micro, Mini, and 3.5 mm Corkscrew FT suture anchors are designed with a fully threaded length to create maximum cortical purchase in smaller bones. Using an internal drive mechanism and suture eyelet, these titanium anchors enable surgeons to secure threads in the best bone—the cortex.



Product Description	Item Number
Nano Corkscrew FT Anchor w/ 3-0 FiberWire® suture and needles, 1.35 mm soft-bone K-wire (silver), w/ laser mark 1.6 mm hard-bone K-wire (gold), w/ laser mark (a)	AR-1317FT
Micro Corkscrew FT Suture Anchor, 2.2 mm × 4 mm w/ 4-0 FiberWire suture and 2 tapered needles, 12.3 mm $\frac{3}{8}$ circle w/ K-wire (b)	AR-1318FT-40
Micro Corkscrew FT Suture Anchor, 2.2 mm × 4 mm w/ 2-0 FiberWire sutures and 2 tapered needles, 17.9 mm $\frac{3}{8}$ circle w/ K-wire	AR-1318FT
Mini Corkscrew FT Suture Anchor, 2.7 mm × 7 mm w/ 2-0 FiberWire sutures and 2 tapered needles, 17.9 mm $\frac{3}{8}$ circle w/ K-wire (c)	AR-1319FT
3.5 mm Corkscrew FT Suture Anchor, 3.5 mm × 10 mm w/ two #0 FiberWire sutures and 2 tapered needles, 26.5 mm $\frac{1}{2}$ circle w/ K-wire for hard bone (anchor is self-drilling/tapping) (d)	AR-1915FT
3.5 mm Corkscrew FT Suture Anchor, 3.5 mm × 10 mm w/ one #1 FiberWire sutures and 2 tapered needles, 26.5 mm $\frac{1}{2}$ circle w/ K-wire for hard bone (anchor is self-drilling/tapping)	AR-1915FT-2

Literature

Product Description	Item Number
Distal Extremity Anchors Brochure	LB1-0412-EN




Multimedia



Product Description	Item Number
Anchor Insertion, animation	AN1-00078-EN




Reference


1. Arthrex, Inc. Data on file (APT 1122, 1222, 2277, 2757). Naples, FL; 2008-2016.

Anchors Reference Chart

Nano Anchor			Micro Anchors			
Anchor	 Nano SwiveLock® Anchor	 Nano Corkscrew® FT Anchor	Anchor	 Micro Corkscrew FT Anchor	 Micro Corkscrew FT Anchor	 Micro BioComposite SutureTak® Anchor
Product Number	AR-8998T	AR-1317FT	Product Number	AR-1318FT-40	AR-1318FT	AR-1320BCNF
Inner Dimension	1.8 mm	1.1 mm × 5 mm	Inner Dimension	1.6 mm × 4 mm	1.6 mm × 4 mm	1.8 mm × 6.5 mm
Outer Dimension	2.5 mm × 7 mm	1.7 mm × 5 mm	Outer Dimension	2.2 mm × 4 mm	2.2 mm × 4 mm	2.4 mm × 6.5 mm
Suture Size	Up to SutureTape	3-0	Suture Size	4-0	2-0	2-0
Number of Sutures	N/A	One with needles	Number of Sutures	One with needles	One with needles	One with needles
Drill Size	2.0 mm and 2.2 mm	1.35 mm and 1.6 mm	Drill Size	1.1 mm and 1.7 mm	1.1 mm and 1.7 mm	1.8 mm and 2.0 mm
Material	Titanium	Titanium	Material	Titanium	Titanium	Biocomposite
Drill Included	No (order AR-8998DS)	Yes	Drill Included	Yes	Yes	No (order AR-1320DSC)

Mini Anchors							
Anchor	 DX FiberTak® Suture Anchor	 DX FiberTak Suture Anchor	 DX FiberTak Suture Anchor	 Mini BioComposite SutureTak Anchor	 Mini BioComposite PushLock® Anchor	 Mini PEEK PushLock Anchor	 Mini Corkscrew FT Anchor
Product Number	AR-8990	AR-8990ST	AR-8990ST-2	AR-1322BCNF	AR-8825BC	AR-8825P	AR-1319FT
Inner Dimension	N/A	N/A	N/A	1.8 mm × 8.5 mm	1.5 mm × 8 mm	1.5 mm × 8 mm	2.0 mm × 7 mm
Outer Dimension	N/A	N/A	N/A	2.4 mm × 8.5 mm	2.5 mm × 8 mm	2.5 mm × 8 mm	2.7 mm × 7 mm
Suture Size	#1	1.3 mm SutureTape	0.9 mm SutureTape	2-0	Two of either 2-0 or 0 suture ¹	Two of either 2-0 or 0 suture ¹	2-0
Number of Sutures	One with needles	One with needles	Two with needles	One with needles	N/A	N/A	One with needles
Drill Size	1.35 mm and 1.6 mm	1.35 mm and 1.6 mm	1.35 mm and 1.6 mm	1.8 mm and 2.0 mm	1.8 mm and 2.0 mm	1.8 mm and 2.0 mm	1.8 mm and 2.2 mm
Material	UHMWPE	UHMWPE	UHMWPE	Biocomposite	Bio	PEEK	Titanium
Drill Included	No (order AR-8990DS)	No (order AR-8990DS)	No (order AR-8990DS)	No (order AR-1322DSC)	No (order AR-1322DSC)	No (order AR-1322DSC)	Yes

Medium Anchors							
Anchor	 BioComposite PushLock Anchor	 Small Joint BioComposite SutureTak	 Small Joint BioComposite SutureTak	 Small Joint BioComposite SutureTak Anchor	 Small Joint BioComposite SutureTak Anchor	 Corkscrew FT Anchor	 Corkscrew FT Anchor
Product Number	AR-8923BC	AR-8934BCST	AR-8934BCST-2	AR-8934BCNF-00	AR-8934BCNF	AR-1915FT	AR-1915FT-2
Inner Dimension	2.3 mm × 12 mm	2.2 mm × 14 mm	2.2 mm × 14 mm	2.2 mm × 14 mm	2.2 mm × 14 mm	2.5 mm × 10 mm	2.5 mm × 10 mm
Outer Dimension	2.9 mm × 12 mm	3 mm × 14 mm	3 mm × 14 mm	3 mm × 14 mm	3 mm × 14 mm	3.5 mm × 10 mm	3.5 mm × 10 mm
Suture Size	Two of either 2-0 or 0 suture ¹	1.3 mm SutureTape	0.9 mm SutureTape	0	#1	0	#1
Number of Sutures	N/A	One with needles	Two with needles	Two with needles	One with needles	Two with needles	One with needles
Drill Size	2.8 and 2.9 mm	2.4 mm	2.4 mm	2.4 mm	2.4 mm	2.3 mm K-wire	2.3 mm K-wire
Material	Biocomposite	BioComposite	BioComposite	Biocomposite	Biocomposite	Titanium	Titanium
Drill Included	No (order AR-8923DSC)	No (order AR-8934DSC)	No (order AR-8934DSC)	No (order AR-8934DSC)	No (order AR-8934DSC)	Yes	Yes

Medium Anchors		Large Anchors		
Anchor	 DX SwiveLock® SL Anchor (forked eyelet)	 DX SwiveLock Anchor (closed eyelet)	Anchor	 BioComposite Corkscrew FT Anchor
Product Number	AR-8978P	AR-8979P	Product Number	AR-8927BC
Inner Dimension	2.7 mm × 8.5 mm	2.7 mm × 13.5 mm	Inner Dimension	3.4 mm × 15 mm
Outer Dimension	3.5 mm × 8.5 mm	3.5 mm × 13.5 mm	Outer Dimension	4.5 mm × 15 mm
Suture Size	Up to one 2.5 mm graft	0 or larger	Suture Size	#1
Number of Sutures	N/A	N/A	Number of Sutures	One with needles
Drill Size	3.0 mm and 3.5 mm	3.0 mm and 3.4 mm	Drill Size	3.5 mm Drill, Tap
Material	PEEK	PEEK	Material	Biocomposite
Drill Included	No (order AR-8978DS-01)	No (order AR-8979DS)	Drill Included	No (order AR-8927DSC)

*Sold separately.



This description of technique is provided as an educational tool and clinical aid to assist properly licensed medical professionals in the usage of specific Arthrex products. As part of this professional usage, the medical professional must use their professional judgment in making any final determinations in product usage and technique. In doing so, the medical professional should rely on their own training and experience, and should conduct a thorough review of pertinent medical literature and the product's directions for use. Postoperative management is patient-specific and dependent on the treating professional's assessment. Individual results will vary and not all patients will experience the same postoperative activity level and/or outcomes.

View U.S. patent information at www.arthrex.com/corporate/virtual-patent-marking

InternalBrace surgical technique is intended only to support the primary repair and is not intended as a replacement for the standard of care using biologic augmentation in a primary repair. *InternalBrace* surgical technique is intended only for soft-tissue-to-bone fixation and is not cleared for bone-to-bone fixation.

arthrex.com

© 2021 Arthrex, Inc. All rights reserved. LB1-000242-en-US_C