

A woman with long brown hair, wearing a white t-shirt and blue pants, is sitting on the floor and laughing joyfully. She is holding a large, colorful striped towel. A young child with blonde hair, wearing a striped shirt and white pants, is also laughing and holding the other end of the towel. They are in a laundry room with a white washing machine and a clothesline in the background. The scene is bright and cheerful.

BUYERS GUIDE

Tumble Dryers

★ **euronics**

INTRODUCTION

A tumble dryer is one of life's little luxuries. It gives you dry clothes when it's raining, warm towels after a relaxing bath, and fresh laundry in time for a night out – what more could you want?

Choosing the right model is tricky, but with a little know-how, you'll be drying your laundry indoors in no time – without hanging it on the radiators. Our buyers guide covers everything from drum sizes and programmes, to noise levels and energy efficiency.

Find out if you'll need a model with a hose, or how much clothing you'll be able to fit inside the drum. Just pick a section from the list below or click next to get started.

“ Our buyers guide covers everything from drum sizes and programmes, to noise levels and energy efficiency.



www.facebook.com/euronicsUK



[@euronics_UK](https://twitter.com/euronics_UK)













[@euronicsUK](https://www.instagram.com/euronicsUK)



[Find your local store here](#)



	4-7	TYPES OF TUMBLE DRYER
	8-11	TUMBLE DRYER CAPACITIES
	12-14	SIZE AND DIMENSIONS
	15-17	STYLES AND COLOURS
	18-22	TUMBLE DRYER FEATURES
	23-26	TUMBLE DRYER PROGRAMMES
	27-30	ENERGY EFFICIENCY
	31-35	NOISE AND VIBRATION
	36-39	BUYING IN-STORE VS. ONLINE
	40-43	TUMBLE DRYER PRICES



TYPES OF TUMBLE DRYER



There are lots of tumble dryers to choose from these days, ranging from basic to top-of-the-range. The main decision you need to make is whether you want a vented or condenser model. In this handy guide, we cover the main differences between the two, as well as the benefits of freestanding and integrated designs.

The type of tumble dryer you buy can have a big impact on convenience, price and energy efficiency. So, it's important to do your research first to help you make the right choice.

VENTED TUMBLE DRYERS

Vented tumble dryers remove the damp air created during the drying process through a hose.

The appliance needs to be positioned near a window or vent in a wall, so the moisture can be released outside, preventing condensation.

To install a vented dryer, you'll either need to have a vent fitted, or hang the hose through an opening like a window or door. Hoses are often corrugated like the bendy part of a drinking straw. They're flexible, and can be compacted for storage when not in use.

Vented models tend to be more affordable than condenser tumble dryers.



CONDENSER TUMBLE DRYERS

Condenser dryers are very convenient as you can place them wherever you like in your home, as long as the room is well ventilated.

This type of tumble dryer is ideal for homes where it isn't possible to install a vent to expel the damp air.

The water extracted from your clothes during the cycle collects in a container, which you'll need to empty regularly. Alternatively, some condenser models use the washing machine plumbing to pump out excess water.

Condenser tumble dryers generally cost a little more than vented models. It's worth spending the extra money if you want the option to place the appliance wherever you like, or to avoid installing a vent.

“Condenser tumble dryers are ideal for homes where there is no vent to expel the damp air.”



HEAT PUMP TUMBLE DRYERS

Some newer condenser tumble dryers have built-in heat pump technology.

During the drying cycle, the warm air is re-circulated and passed through a heat pump for re-use, making these models really energy efficient. Heat pump tumble dryers tend to be more expensive to buy than standard models, but you can save money in the long term as they are much cheaper to run.

AUTOMATIC TUMBLE DRYERS

Automatic tumble dryers have sensor drying technology, which can detect when your clothes are completely dry.

You don't need to set a timer, as the machine will stop when your clothes are at the perfect level of dryness.

You can usually select the level of dryness you want, including modes such as iron dry (leaving the clothes slightly damp for ironing) or cupboard dry (if you're going to put items away immediately).

MANUAL OR TIMED TUMBLE DRYERS

Manual tumble dryers require you to select a drying time for your load.

This requires more guesswork when it comes to drying your clothes. It's likely that you'll need to open the appliance door a few times during the cycle, to check the level of dampness and to prevent over-drying. However, these models are more straightforward and can be cheaper than models with more features. See [here](#) for more details.

This technology means your tumble dryer is only running for as long as needed, saving you energy and money.

“ Automatic tumble dryers have sensor drying technology, which can detect when your clothes are completely dry.



FREESTANDING VS. INTEGRATED TUMBLE DRYERS

The main factor to consider when choosing between freestanding and integrated is whether you want your tumble dryer to be visible or hidden inside your kitchen units. You can place freestanding models anywhere you have space, whereas integrated designs are built to fit into a cupboard.

Freestanding designs are easier to install, however built-in versions require a little work – a cupboard door will need attaching to the front of the dryer. Once you install them though, built-in machines give a great, clean look to your kitchen.

“ Freestanding designs are easier to install, whereas built-in machines give a great, clean look to your kitchen.

DO I NEED A WASHER DRYER?

If you have limited space in your house and don't do enough laundry to need a full-sized dryer, then a washer dryer might be for you.

By combining a washing machine and a tumble dryer, you can get two appliances in one. It's a great option for those who want the best of both worlds.

Take a look at our [Washer Dryers buyers guide](#) for more information.



TUMBLE DRYER CAPACITIES



Find out precisely what tumble dryer capacities mean, and whether a large or small model is right for your family with our simple guide.

WHAT CAPACITIES ARE AVAILABLE?

The capacity of a tumble dryer refers to the dry weight of clothes you can fit inside the drum.

There is an extensive range of capacities available – perfect if you live alone, with your partner or you have a large family. The most common sizes tend to be 7 kg-9 kg, although it's possible to find smaller and larger models too.

It's important to remember that the usable capacity for tumble dryers is different, depending on the type of clothing you're drying. For example, you should typically halve the advertised capacity when it comes to synthetics like polyester. So, if you have a 7 kg tumble dryer, you can dry up to 3.5 kg of synthetic clothing in one go.

Likewise, to always ensure perfect dryness, you should never overfill your tumble dryer. Sometimes, filling a dryer to 100% capacity can affect results. To get the best results every time, fill the drum to 70% of the dryer's full capacity.

The larger the tumble dryer capacity, the more drying you can do in one go. Every kilogram is roughly equal to a whole outfit, including trousers, top, underwear and socks.

It's useful to buy a tumble dryer with the same capacity as your washing machine. Doing so will mean that you can easily transfer your entire wash between the two appliances.



DOES SIZE MATTER?

Larger drums generally help improve the flow of hot air, decreasing drying times and improving energy efficiency.

The increased space in the drum also reduces creasing in your clothes, as fabrics have room to move freely. Some models can even hold a duvet – ideal for when you need to freshen up your bedding.

Compact tumble dryers tend to be slower and less energy efficient, but relatively cheap to buy. These are probably better for someone living alone, or on a tight budget.



“ It’s useful to buy a tumble dryer with the same capacity as your washing machine.



YOUR DRYING NEEDS

When deciding on your tumble dryer's capacity, it's wise to think about your family's needs and drying habits.

The table below will give you a broad idea of what each capacity can hold, to help you decide what will work best for you at home.

Drum Size	T-shirts	Number of Bulky Items	Household
5 kg	25	Sheets and Towels	Individual or Couple
6 kg	30	Single Duvet	Couple
7 kg	35	Double Duvet	Small Family
8 kg	40	Queen or Light King Size Duvet	Medium Family
9 kg	45	Medium King Size Duvet	Large Family
10 kg	50	Heavy King Size Duvet	Large Family
11 kg	55	Heavy King Size Duvet	Very Large Family
12 kg	60	Heavy King Size Duvet	Very Large Family

If you only want to do a few small loads a week, then a capacity of 4 kg to 6 kg should be just right.

Tumble dryers with a 7 kg to 8 kg capacity can handle more clothes if you do more laundry, or if you occasionally need to dry a few larger items.

If you have a large family that needs to do a lot of drying every week, then it's probably worth going for a model of 8kg+ to cope with the bulkier loads.



SIZE AND DIMENSIONS



Knowing your new tumble dryer's size is essential, as you've probably picked a space for it already. Some appliances vary a lot in size, but thankfully, tumble dryers come in two distinct types – full size and compact.

This section of our buyers guide is mainly about the physical dimensions of tumble dryers. This often relates to the amount of washing they can hold, but it's not always true that you can fit more into a larger machine. For more information on tumble dryer capacities, click [here](#).



FULL SIZE TUMBLE DRYERS

Full size tumble dryers are usually of a typical size, and much more common than compact models in the UK.

If you want enough space to dry a load straight from the washing machine, you'll need one of these designs.

These dryers usually measure 85 cm in height, 60 cm in width and 60 cm in depth, although there is some variation between makes and models. Some Beko models are shallower than usual, such as the DTGC8001W, which is only 54 cm front to back.

If you have particularly short counters, or a specific space in your kitchen, it's worth spending time researching the slight differences in size. However, working with the standard dimensions will give you a good idea of whether a tumble dryer will fit into your home.

COMPACT TUMBLE DRYERS

For those with significantly less space or lower laundry drying requirements, a small, compact tumble dryer could be perfect.

These models occupy a much smaller footprint, with dimensions around 67 cm tall, 49 cm wide and 48 cm deep.

These small, handy appliances are easy to slot into a kitchen or utility room. However, they often have smaller internal capacities and are more difficult to find.



PORTHOLE

It's not just the size of the overall appliance you should be considering.

The size of the door can have a noticeable impact on how simple the dryer is to use. If you're frequently washing large, bulky items, getting them in and out of smaller portholes can become a real chore.

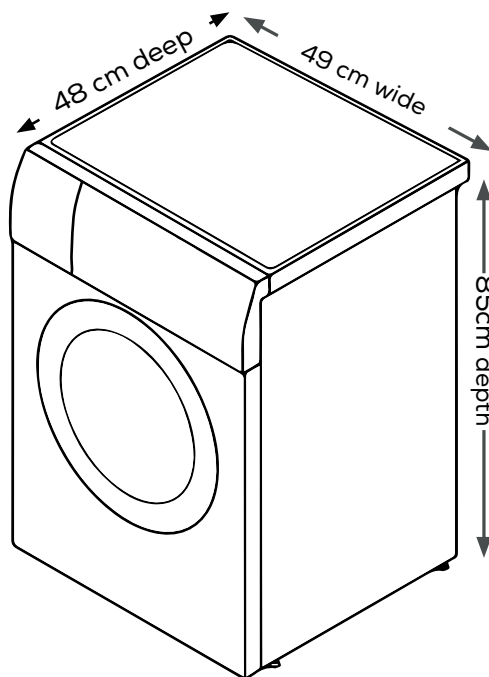
For the most common front-loading models, portholes range in size from small 30 cm diameter openings, to huge 48 cm ones that can easily take everything you throw at them.

“The size of the door can have a noticeable impact on how simple the dryer is to use.

SEE IN-STORE FOR REAL SIZE

If size is an essential factor when purchasing your new tumble dryer, it's worth visiting a shop so you can see the appliance for real. Sometimes, when manufacturers list dimensions, they don't include hoses or pipes at the back. To make sure the new tumble dryer will fit, pop into your [local store](#) first.

This is especially important if you intend on buying a [vented model](#), as you'll also need space for the hose.





STYLES AND COLOURS



How an appliance looks can have a significant impact on your décor. Tumble dryers don't come in a massive range of styles like washing machines, but you can still find a stunning appliance that adds the wow factor to your home.

COLOURS

The majority of tumble dryers come in white, giving you plenty of flexibility for matching with existing appliances and kitchen cabinets.

There are also different colours available, such as black and silver, giving you a broader choice that lets you complement your kitchen's style. However, more brightly coloured models – in red, pink or blue – are much less common, so if you've got your eye on a specific design, you may have to compromise on the machine's features.



DOOR STYLE

Front loading tumble dryers are the most popular types in the UK, and these have the most choice when it comes to the style of door. You can purchase models with opaque flat doors, or glass round doors.

Opaque doors are perfect if you're after a subtle, low key look for the appliance. These can be either circular or square, offering a little more choice.

Glass doors are quite popular as you can keep an eye on your laundry. Doors are beginning to be designed with different colours of glass too, transforming the tumble dryer into an eye-catching appliance.

Some brands offer washing machines with a separate opaque front door, and a glass porthole door within. This gives you a stylish frontage to the appliance, but also allows you the convenience of checking on your washing without disrupting the cycle.



BRAND STYLING

Brands invest a lot in their styling, which means that tumble dryers can vary between manufacturers.

Often, the more expensive the appliance, the more modern and elaborate the styling. If you prefer a more minimalist design, there are also plenty of models available that fit this aesthetic.

A lot of manufacturers design washing machines and tumble dryers to match, so it's worth buying them from the same brand if you want a uniform look.



“ A lot of manufacturers design washing machines and tumble dryers to match.



TUMBLE DRYER FEATURES



Tumble dryer technology is continually improving, and modern models have an impressive range of features. This section of our buyers guide gives an overview of what features are available, from self-cleaning systems to heat pump technology.

Looking for information on tumble dryer programmes?
[Click here.](#)

DESIGN FEATURES

Typically, tumble dryers have an interior light, so that you can see everything inside the drum for easy unloading.

Some brands also have models with a reversible door, which allows you to open the tumble dryer from the left or the right. Having a reversible door gives you more options for placing the dryer in your home.

DRYING CYCLE ADDITIONS

Some tumble dryers have an anti-crease feature, which kicks in once the cycle is complete.

The drum continues to rotate occasionally until you open the door, to keep your clothes as crease-free as possible.

Keep an eye out for cool air settings as well. These are multi-functional, allowing you to cool down your clothes at the end of the cycle, so they aren't too hot when unloading. Or, freshen up items that have been stored away, to remove musty odours.



ENERGY EFFICIENCY

Tumble dryers built with heat pump technology tend to be a bit more expensive than regular condenser dryers.

However, it's worth investing, as they're more energy efficient and cheaper to run. While standard condenser dryers release the warm air used to dry your clothes, heat pump technology is designed to retain and re-use this during the cycle.

Some top-of-the-range condenser tumble dryers come with an automatic self-cleaning system. The condenser is cleaned during the cycle using the water extracted from the laundry. This smart feature ensures optimum drying performance, as the condenser remains lint-free.

Take a look at our [energy efficiency section](#) for more details.



“Tumble dryers with heat pump technology tend to be a bit more expensive, but they're more energy efficient and cheaper to run.”



DISPLAY AND CONTROLS

Electronic control dials are used to select the drying program or the specific drying time required, depending on the model.

Some tumble dryers also have buttons that shorten drying times. For heat-sensitive fabrics, it's beneficial to invest in a tumble dryer with a temperature selector, to ensure that clothes are cared for as well as properly dried.

Sensor drying models often have an LED panel, which tells you the status of the cycle at a glance. Some designs can also estimate the drying time remaining, while others have a convenient buzzer button, which turns on an audible alarm to let you know when your clothes are dry.

Warning LED lights serve as a handy reminder for emptying the water container or cleaning the lint filter, helping you keep your appliance working at maximum efficiency.

If you're willing to pay a little extra, you can get a tumble dryer with a time delay setting, giving you the option to start the cycle when it suits you.

Another common feature is a child lock, which prevents little fingers from altering the cycle settings while the appliance is in use.



BRAND SPECIFIC FEATURES

Many manufacturers have developed unique tumble dryer features:

Anti-vibration - Siemens has created a range of tumble dryer models with Anti-vibration design, to give increased stability and decrease noise during use.

Anti-tangling - Some Hotpoint tumble dryers have Anti-tangling technology, to prevent your clothes from wrapping around each other and creasing during the cycle.

AirWash™ - Samsung's AirWash™ technology uses hot air alone to refresh and deodorise a few items at once. This process removes light odours and leaves your clothes smelling fresh.

Hoover Talks - For their top-end models, Hoover has developed the Hoover Talks system. This allows you to control your tumble dryer using your voice through your phone. Launch programmes, receive updates about the machine's status, and even ask for customised advice on how to dry garments.

Protective drum - Also, many Bosch models have a fabric-protecting drum structure,

to protect your clothes and make sure they stay in tip-top condition for as long as possible.

Compare tumble dryers on the [euronics site](#) for more information.



Many manufacturers have developed unique tumble dryer features.



TUMBLE DRYER PROGRAMMES



Tumble dryers have a variety of programmes, from basic timed cycles to specific settings for particular fabrics. Some models even have intelligent sensors that protect your washing.

Before you buy, it's a good idea to decide which programmes you need, and which ones are available in your price range. This handy guide will help you choose the right tumble dryer for you.

Looking for information on tumble dryer features?

[Click here.](#)

SENSOR DRYING

Sensor drying technology detects the size and weight of the laundry load, to make sure the dryer is only on as long as it needs to be.

Once you reach your chosen level of dryness, the appliance switches off.

You can save energy and money by buying a model with this function, and it also protects your clothes from over-drying shrinkage and damage.

Sensor drying is available on both inexpensive and top-of-the-range models, so no matter your budget, you'll be able to find a model with this feature.

The majority of tumble dryers with sensor drying technology have variations of the following dryness settings you can choose:

IRON DRY

With the iron dry setting, laundry is left slightly damp to make light work of ironing your garments. The downside is that you'll need to iron the clothes straight away for maximum effectiveness.

HANGER DRY

The hanger dry setting is ideal for items like sweatshirts, which don't require ironing. Any light creases will drop out when your washing is hung up.

CUPBOARD DRY

This setting ensures your laundry is dry enough to put away immediately, once the cycle is complete. It's worth noting that manufacturers may have different definitions as to what constitutes cupboard dry, so check the model specifications before you buy.

EXTRA DRY

The extra dry setting means a longer cycle time, to ensure bulkier items are completely dry. This setting is perfect for drying items like bedding and towels.

“Sensor drying is available on both inexpensive and top-of-the-range models.”



PROGRAMMES BY FABRIC TYPE

More often than not, tumble dryers come with separate drying settings for clothing made from cotton and synthetic materials.

To take care of delicate fabrics or wool, some tumble dryers have a specialised cycle which uses gentle heat and minimal tumbling. This ensures that more sensitive materials are not affected by the drying process, giving your laundry the care that it needs.

Synthetic programmes are only capable of drying approximately half the amount of clothing compared to a programme for cotton garments, due to the nature of the fabric.

“ To take care of delicate fabrics or wool, some tumble dryers have a specialised cycle.

PROGRAMMES BY TIME

Some of the more wallet-friendly tumble dryers require you to set the drying time manually, rather than being sensor-controlled.

Therefore, a degree of guesswork is needed to achieve your desired level of dryness.



SPECIAL PROGRAMMES

Some tumble dryer manufacturers offer a range of special programmes, designed to perform specific functions.

Outdoor wear programmes dry more substantial items like coats and jackets with ease, whereas lingerie programmes give your light, delicate items the TLC they need. Some manufacturers even offer programmes designed for drying garments such as jeans.

Super quick programmes get your clothes ready to wear again in a jiffy. The speed of the cycle can vary greatly depending on the manufacturer, so it's worth doing some research before you buy.

Easy iron programmes alternate between warm and cool air during the cycle to ensure your clothes are as crease-free as possible.



“ Outdoor wear programmes dry heavier items with ease, whereas lingerie programmes give your light, delicate items the TLC they need.



ENERGY EFFICIENCY



We all want to reduce our energy bills, and buying energy efficient appliances is a great place to start. Tumble dryers have a reputation for being expensive to run, but modern models have lots of energy saving features to help you cut costs.



ENERGY EFFICIENCY RATING

If you're looking to buy an energy efficient tumble dryer, look at the energy efficiency rating.

This rating comes from the European Union and is a good way of quickly comparing different machines.

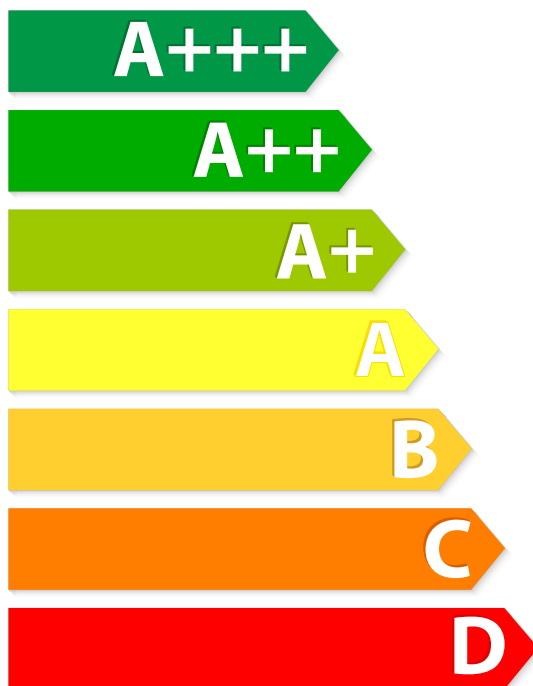
The highest rating an appliance can earn is A+++, in line with the ratings for dishwashers and washing machines. However, this is being changed back to the original A-G format, to prevent consumer confusion. Most products will have these new labels by 2024.

OTHER INFORMATION ON THE LABEL

EU energy labels also give you the average energy usage in kWh per year.

This measure of energy use is a more accurate way of comparing machines than the A+++ to D rating, as each letter grade covers a range of efficiencies.

If you know your electricity or gas tariffs, you can even work out roughly how much the dryer will cost to run. Sometimes this is stated in the specification too.



“ If you're looking to buy an energy efficient tumble dryer, look at the energy efficiency rating.



TYPES OF TUMBLE DRYER

There are several types of tumble dryers, and some run more efficiently than others. See the [types section](#) of our guide for more information.

Heat pump condenser dryers are the most efficient and account for most of the models rated 'A' and above. Gas-powered vented tumble dryers benefit from cheaper fuel costs, but the initial price of these is often high.

Some of the most efficient models cost as little as £23 to run over the year, compared with around £140 a year for an inefficient tumble dryer. Buying a more efficient tumble dryer can save you hundreds of pounds over the lifetime of the appliance.



DRUM SIZE

Making sure you buy the right size appliance for your household can go a long way in helping you improve its efficiency.

If your home tends to generate lots of washing, a smaller appliance may have to run more cycles to get through it all. A model that has a larger drum capacity could reduce the number of cycles you run, potentially saving you money.

Similarly, make sure you load the tumble dryer correctly before starting a cycle to aid efficiency, as you can cut down the number of times the appliance has to run.

For added convenience, it's worth getting a tumble dryer that has the same drum capacity as your washing machine. That way, wet laundry can be transferred quickly from one to the other. See [here](#) for more information.

“Some of the most efficient models cost as little as £23 to run over the year.”



SENSOR DRYING FOR BETTER EFFICIENCY

Invest in a model with sensor drying technology for a more efficient cycle. The tumble dryer detects how wet your laundry is automatically, and stops when it judges the load is dry. Sensor drying prevents the appliance from using energy unnecessarily, helping to cut down costs.

HANDY TIPS FOR DRYING

There are other things you can do to help out your tumble dryer and make it more efficient.

If you have a washing machine with a high spin speed, this can help improve the efficiency of your tumble dryer. Running a high-speed spin cycle removes excess moisture in the laundry, reducing the time and energy the tumble dryer needs to dry the load.

Fluff and lint get caught in the filters of your tumble dryer during a cycle. It's a good idea to clean these before every session. A blocked filter can reduce the circulation of hot air inside the appliance, which makes it harder for the tumble dryer to get everything dry. Cleaning the filter is

especially crucial for condenser dryers with a heat pump.

Dryer balls can also be very handy. Put one of these in with your clothes to help keep them separate, reducing the likelihood of tangled up laundry. Untangled laundry tumbles more effectively, and hot air circulates better.



“Running a high-speed spin cycle removes excess moisture in the laundry, reducing the time and energy the tumble dryer needs to dry the load.”



NOISE AND VIBRATION



If you want an undisturbed evening or a peaceful night's sleep, quiet appliances are essential – particularly in a small home.

As tumble dryers can be pretty loud, paying close attention to the noise level is vital when it comes to picking the right one for you.



USING THE LISTED DECIBEL LEVEL

When talking about the sound levels of an appliance, people often use decibels (dB).

The higher on the dB range an appliance is, the louder it sounds. As a few points of reference, 15–30 dB is approximately the noise level of a whisper, 60 dB is around the standard of a normal conversation, and a lawnmower is around 90 dB.

Different tumble dryers are at very different sound levels on the dB range. The average is around 70 dB. Quieter tumble dryers will be around the low 60s.

Using the listed dB sound level can be an excellent way of picking a quieter product. However, it's worth noting that appliances with a lower dB level can sometimes sound louder than models higher on the scale. This is because the dB range only measures sound intensity, not frequency. Tapping a table surface and tapping a glass or tin could have the same dB level, but because the frequency is different, one can sound louder than the other.

Similarly, companies test tumble dryers in “ideal” environments. Chances are, your utility room or kitchen is not that ideal. As such, appliances may sound louder than the number of dB suggests, depending on the level of echo in the room.



DESIGNED TO BE QUIET

As tumble dryers have lots of moving parts, they tend to be quite noisy, but there are some that have features which reduce the noise level.

Models that come with inverter motors tend to be much quieter than those that don't. A lot of inverter motors don't have brushes, which means they generate less friction when the motor is running. With less friction, there is less sound made by the appliance, resulting in less disturbance for you.

Some tumble dryers have built-in insulation too, which reduces the amount of sound that escapes.

“Models that come with inverter motors tend to be much quieter than those that don't.”



REDUCING VIBRATION

As the tumble dryer spins, a lot of the sound comes from the appliance vibrating. Some brands have developed technology which helps reduce the amount of vibration.

Siemens has incorporated AntiVibration technology in the side walls of some extraKlasse models, which helps stabilise the dryer, reducing noise. Other brands like Miele offer models with special Extra Quiet programmes, that dry washing with minimum background noise.

You can also do a couple of things yourself to limit how loud the vibrations are. Investing in anti-vibration feet pads or a mat can be very worthwhile. These absorb and isolate a lot of the vibrations generated by a tumble dryer, reducing noise and stopping it moving around. They can also help address wobbly dryers as they cushion the floor, reducing the likelihood of rocking.

“ Anti-vibration feet pads absorb a lot of the vibrations.



EXTRAS TO BEAR IN MIND

Noise can be very personal and subjective. If you tend to be quite sensitive to noise, investing in a tumble dryer with a lower dB level and some sound reducing features is probably a good idea.

It's also worth noting that other factors can make your appliance much louder. If a zip comes into contact with the glass of the door, for instance, the tumble dryer will sound much louder than it should.

Understandably, the most effective way of being undisturbed by your tumble dryer is to locate it suitably. Positioning it in a utility room or garage reduces the chance of you hearing it. If you have to keep it in your kitchen or have a small home, investing in a super silent model could be even more valuable.

“ Positioning your tumble dryer in a utility room or garage reduces the chance of you hearing it.



BUYING IN-STORE VS. ONLINE



Whether you're going to buy your tumble dryer online or in-store, it's important to do your research first to get the best deal. We compare both methods below to help you choose the best option for you.

BUYING A TUMBLE DRYER IN-STORE

The main advantage to buying your tumble dryer in-store is that you can do some physical checks of the machine before you buy:

SIZE

Make sure you measure the appliance before purchasing to ensure it will fit into the space you have in mind for it at home.

DOOR FUNCTIONALITY

The tumble dryer door should be easy to open. Check the angle that the door opens to, and make sure the porthole is wide enough for loading.

CONTROL PANEL

Ensure the control panel is simple to use. Check that the display is easy to read and that you can understand how to set up a cycle using the buttons and dials.



Buying in-store means that you can do some physical checks.



LINT FILTER

The lint filter needs to be cleaned often to prevent it from becoming clogged with fluff from your clothes.

It's important to check the filter to make sure you can remove and replace it with ease. Keep in mind that some models have double sided filters which are harder to clean.

MICROFILTER


If it's a heat pump tumble dryer you're after, it's worth checking that there's easy access to the microfilter, so you can keep your appliance working at its best. Alternatively, look for a self-cleaning model.

WATER CONTAINER

If you're looking to buy a condenser tumble dryer, make sure the water container is easy to access and remove.

SPECIFICATIONS

Make sure that the model you have your eye on has all the features you need. If you're buying in-store, you can also ask staff for help.



BUYING A TUMBLE DRYER ONLINE

Buying online is more convenient than visiting a store – you can browse and order a tumble dryer 24 hours a day, and you don't even have to leave the house.

However, you can't examine the machine or get personalised advice.

REVIEWS

Most online retailers have a review section for tumble dryers. Customers who have already made a purchase can rate machines on various attributes, such as ease of use and value for money.

Confirmed purchasers can also leave positive and negative comments about their experience with the appliance alongside their rating.

PRODUCT DESCRIPTIONS

Detailed product descriptions can be found online, which come in handy when deciding between different models. You can easily find out about the appliance size, features and functionality for every model in stock on the site.

WEBSITE FEATURES

Website product filters can be handy when comparing tumble dryers. You can filter by things like brand, price, energy rating, and drying type to find a specific tumble dryer. Search functions are also helpful if you've got something in particular in mind.

PRICE

Buying online is sometimes cheaper than buying in store. Many retailers offer free delivery, have exclusive online discounts, and put on seasonal sales.



TUMBLE DRYER PRICES



On the lookout for a cheap tumble dryer? This section of our buyers guide will help you find the best model to suit your price range.

HOW MUCH SHOULD I SPEND?

Try to set a budget for what you can afford before you compare tumble dryer prices. It's also worth making a list of the features you want your appliance to have, so that you can find the right model at the best price.

If you want a tumble dryer that lasts, it's probably better to go for one manufactured by a well-known brand. If a particular model takes your fancy, read online reviews to make sure it's worth your hard-earned money.

Tumble dryer prices range from less than £200 up to thousands of pounds for a top-of-the-range model.

You'll need to spend a bit more if you want your dryer to have lots of programmes and all the modern features, but there's no need to go overboard – £500 or £600 will get you a great model that should last for years.

“ Tumble dryer prices range from less than £200 up to thousands of pounds.



FEATURES AND PROGRAMMES

Top-of-the-range tumble dryers typically have some or all of the following features:

- Energy efficient heat pump technology
- Programmes specific to types of clothing, e.g. 'outdoor wear' and 'jeans'
- Super-fast programmes
- Automatic sensor controls
- Self-cleaning technology
- Wi-Fi connectivity
- Remote control via app

Many budget tumble dryers have sensor drying built in, but if you're only after a model with timed programmes, you can generally expect to pay less.

“ Many budget tumble dryers have sensor drying built in.



SALES, PROMOTIONS AND DEALS

If you don't need a new tumble dryer straightaway, it's worth waiting for sales, promotions and deals. At certain times of the year, especially during autumn and winter, you can pick up a lower-cost tumble dryer to suit your budget.

Many retailers also have cashback, trade-in or brand specific deals, which are worth looking out for while considering where and when to buy.

OTHER CONSIDERATIONS

Try to find a tumble dryer that comes with a generous guarantee. This way, you don't have to worry if something goes wrong. It's worth bearing in mind that the more expensive models tend to have guarantees that last longer.

Other costs you may need to include in your budget are delivery, old appliance disposal and installation charges. Installation is generally straightforward with condenser tumble dryers, but if you want a vented model, be aware that this may require extra work to get fitted.



“ Many retailers also have cashback, trade-in or brand specific deals.



BUYERS GUIDE - Tumble Dryers

Want to view our full buyers guides range? [Click here](#)



Find your local store [here](#)

Phone 01264 320504 - Mon - Fri 9am - 5pm

Order enquiries - orders@euronics.co.uk

Customer support - customersupport@euronics.co.uk

Euronics Limited

Euro House, Joule Road, West Portway

Andover, Hampshire, SP10 3GD

www.euronics.co.uk



BUYERS GUIDE - Tumble Dryers

 **euronics**