


REFERENCE GUIDE



> Identification

> Factory Automation



DATALOGIC
THE VISION IS YOURS

DATALOGIC: SOLUTIONS FOR INDUSTRIAL AUTOMATION

Datalogic Industrial Automation is an industry-leader in products and solutions for material handling, traceability, inspection and detection applications.

With the acquisitions of Accu-Sort and PPT Vision in 2012, the company offers a comprehensive portfolio of products, technologies and solutions delivered by a team of skilled professionals dedicated in providing superior service to customers.

Datalogic is the partner of choice for organizations in the Industrial Automation market.

Factory Automation

- AUTOMOTIVE
- ELECTRONICS
- FOOD & BEVERAGE
- GENERAL MANUFACTURING
- HEALTHCARE - PHARMACEUTICAL

Transportation & Logistics

- AIRPORTS
- COURIER, EXPRESS PARCEL (CEP)
- POSTAL
- RETAIL DISTRIBUTION

Product portfolio

Datalogic Industrial Automation has the most comprehensive offering of products and solutions for traceability, inspection and detection applications in factory automation and logistics processes: industrial LASER scanners, cameras and vision systems, sensors, machine safety devices and LASER markers.

Identification

Even the most demanding and efficient automation of identification processes can leverage Datalogic Industrial Automation's leadership in the market. We manufacture the world's most comprehensive family of fixed-mount line and omnidirectional scanners.

We also offer the latest CCD vision technology with the world's largest installed base of CCD systems for bar code reading and dimensioning.

All of our AUTO-ID products and solutions leverage the broadest decoding library that has been developed through the years. Datalogic's comprehensive AUTO-ID portfolio is used in a wide range of applications and machines which are behind many of the everyday processes that keeps the global economy running.

Sensors & Safety

Datalogic Industrial Automation offers a best-in-class, comprehensive product portfolio of photoelectric and proximity sensors, rotary encoders, temperature controllers and measurement devices, as well as type 2 and type 4 safety light curtains.

These product lines provide solutions for applications involving color, contrast and luminescence, label detection, dimensional and distance measurement, in addition to machine safeguarding and access control in dangerous areas.

Machine Vision

The Datalogic Industrial Automation machine vision product line encompasses both hardware and software while covering a wide range of performance and price point requirements. The vision portfolio of products and solutions ranges from simple vision sensors to smart cameras and embedded vision systems.

Laser Marking

Laser Marking sources and systems provide value driven marking solutions for automotive, metal tools, medical, electronics and packaging. Datalogic Industrial Automation offers an extensive range of state-of-the-art technology, excellent performance and high reliability marking equipment.



DATALOGIC: SOLUTIONS FOR INDUSTRIAL AUTOMATION	6
<hr/>	
FACTORY AUTOMATION TECHNOLOGIES	8
<hr/>	
Imager Technology	10
Laser Scanners.....	12
Linear Cameras	14
<hr/>	
FACTORY AUTOMATION APPLICATIONS	16
<hr/>	
Electronics	18
Automotive.....	20
Tires.....	22
Food & Beverage.....	24
Pharmaceutical & Cosmetics.....	26
Warehousing	28
<hr/>	
IDENTIFICATION PRODUCT PORTFOLIO	30
<hr/>	
2D Imagers	32
Laser Scanners.....	36
Industrial Handheld Devices	44
Linear Imagers.....	46
2D Imagers-Multiple Head Solutions.....	48
Dimensioner	50
Connectivity	52



DATALOGIC: SOLUTIONS FOR INDUSTRIAL AUTOMATION

Datalogic's global leadership position in identification is built on its 40 years of experience and was solidified by the 2012 acquisition of Accu-Sort Systems. With continuous product innovation, Datalogic's reputation continues to grow as an expert in the industrial stationary scanners segment, with a market share over 30%. Datalogic is the only company in the world providing solutions utilizing all three identification technologies (Laser Scanners, 2D Imagers, & Linear Imagers) and a unique, comprehensive product portfolio backed by the expertise of its own, global network of experienced engineers and technicians.

> INNOVATION

Through continuous development and refinement, boosted by the 2012 acquisition of Accu-Sort Systems, Datalogic offers the most complete hardware and software solutions available on the market today.

> EXPERIENCE

With over 40 years of experience in Identification and the largest install base of bar code reading 2D Imagers, Datalogic is the global leader in identification solutions. By leveraging its deep industry knowledge with its comprehensive in-house resources, Datalogic provides customers with turn-key solutions that perfectly match their needs.

> SERVICE

Datalogic goes a step beyond providing the best identification solutions on the market and engages customers in a true partnership, providing superior support throughout all stages of the project lifecycle. Datalogic offers localized phone support, a team of on-site technical support, and extended warranties on all products. Datalogic's support is designed to ensure operations run as efficiently as possible and exceed the highest industry standards and customers expectations.

TECHNOLOGIES

LASER

Bar Code Laser Scanners

The tried-&-true solution in the Identification field, Datalogic has decades of experience utilizing the intrinsic benefits of Laser Scanners to create products and solutions that reliably outperform while providing an easy to use, cost-effective option.

1974

M10 is the first stationary device manufactured in Europe for Industrial Automation

1984

The first automatic bar code reading station in an airport (Milan, Italy)

1984

Introduced the first bar code reconstruction algorithm on laser scanners

1985

First omnidirectional laser scanner

1985

First bar code reader with linear CCD technology for Industrial Automation

1989

First use of the laser diode in bar code readers

1997

Patent issued for Astra Technology, auto focus system based on multi-laser technology

1997

First linear CCD camera for high speed logistics applications

1997

First dimensioning solution

As the only identification solutions provider with experience in all three technologies, Datalogic utilizes its comprehensive portfolio of Laser Scanners, 2-D Imagers, & Linear Imagers to create superior Factory Automation solutions for all real-world applications.

Electronics

Food & Beverage

Automotive

Pharmaceuticals

Tires

Warehousing

In the increasingly demanding world of Factory Automation, Datalogic offers innovative and reliable solutions in traceability, inspection, detection, and verification. With the largest, bar code reading, 2D Imager install base in the world; Datalogic leads the industry in Identification.

2D IMAGER

LINEAR IMAGER

LARGE PRODUCTS PORTFOLIO AND SOLUTIONS

2D Imagers

With state-of-the-art technology, Datalogic 2D Imagers are easy to use while providing excellent performance and advanced identification/verification features. Beyond decoding 2D bar codes, Imagers are the ideal solution for Direct Part Marking (DPM) and capturing critical tracking information.

Linear Imagers

For ultra-high resolution applications & high speed image elaboration, Linear Imagers offer unsurpassed performance. Capable of handling large depths-of-field and large fields-of-view, while providing OCR and Video Coding functionality.

The only company in the industry offering all three of the identification technologies, Datalogic provides an unparalleled range of product options within each technology. Laser Scanners & 2D Imagers are available from the ultra-compact and cost-effective to high-end performance systems. With 40 years of experience plus a comprehensive array of technology and product options, Datalogic provides the best solutions based on the exact needs of the customer.

1997

First parcel system with OCR capabilities

1999

Introduced the world's first 6 sided camera tunnel

2000

Introduced Datalogic's first 2D Imager. Datalogic becomes the only supplier with all three ID technologies

2001

First CCD linear camera with integrated illumination for high speed logistics applications

2006

First 2D Imager Array (STS-400) for tire track and trace applications

2007

Patent issued and product delivered for first Industrial Imager with green spot technology

2011

Datalogic acquires Accu-Sort Systems, Inc.

2012

Matrix 450 2D Imager deployed in logistics applications



FACTORY AUTOMATION TECHNOLOGIES



IMAGER

EXCELLENT PERFORMANCE

Embedded Low Angle & Powerful Illumination

- Direct part marked codes
- Highly reflective surfaces
- Textured materials
- Low quality codes

Liquid Lens Technology

- Extremely fast focus change
- Ultra reliable: no moving parts

Aggressive Decoding

- Up to 250 codes in a single frame
- Decodes all common 1D, 2D, Postal & Stacked Codes
- Best solution for low aspect ratio codes
- Omni directional reading, without any special mounting orientation

High Resolution Cameras

- Up to 5.0 MPixels camera
- Reads on extremely small codes
- Large coverage area
- Extreme precision

Multiple Imaging Technologies

- **CMOS:** best on high contrast (highly reflective surfaces), does not allow pixel to pixel leakage at saturation
- **CCD:** higher resolution



EASE OF SETUP

Blue Diamond

- Aiming and focusing system
- Projected on scan area
- Intuitive, very easy setup
- Reduces overall setup time
- Find scanning area without errors

X-PRESS™



- Intuitive Human Machine Interface designed to improve the ease of setup and use
- Immediate feedback on code reading
- Ease of installation
- Ease of maintenance
- Reduce overall setup time
- Diagnostics at a glance

Smart Fast Bracket

- Flexible installation, easy replacement

Embedded Ethernet Connection

- Fast setup and integration - remote monitoring

Power Over Ethernet

- No need for additional connectivity accessories

Embedded PROFINET

- No need for external boxes or fieldbus modules

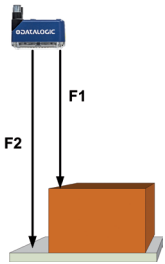
Cluster setup through Master

- Configure slave readers with a single connection to the master

FLEXIBLE SOLUTIONS

Modular Design

- Compact and rotating connectors for tight spaces
- Higher reading flexibility through the combination of sensors, lenses and lightings
- Interchangeable illuminators and lenses reduces stock requirements



Electronic Variable Focus

- Multiple focus setup for different reading distances
- Optical setup can be performed or optimized AFTER the reader is installed inside the machinery
- No need to manually access lens
- Adjustable reading distances

C-Mount Adjustable Lenses

- Adaptable to many applications
- Optimal image quality
- Low cost: reduces stock requirements, easier replacement

ID-NET™ is a dedicated high-speed channel for scanner interconnection.

Allows for multiple Imagers to read:

- On different sides of the same objects (i.e. 360° of bottle)
- On different production steps of same conveyor
- On independent conveyors



EASE OF USE



Green Spot

Immediate feedback: patented **Green Spot** projected on surface to indicate good read.

Long Term Reliability

No moving parts: no motor, no laser

Run-Time Self Tuning

Automatic gain adjustments

- Best image acquisition
- Lower operational cost



REMOTE MONITORING

The WebSentinel remote monitoring software collects diagnostics, performance and images from any reader in a plant.

- Remote surveillance and control
- Standard Web interface
- Storage of all functional data & captured images

INDUSTRIAL STRENGTH

The rugged construction of Datalogic 2D Imagers stands up to the most severe environments, and makes them ideal products for industrial applications. Designed for maximum robustness, enclosures have a wide operating temperature range, complete dust and water protection, and meet an IP67 Rating.


- Circular sealed connectors
- Operation temperature 0 to 50°C
- IP-67 protection
- Rugged housings
- Rugged construction



HAND HELD 2D IMAGER TECHNOLOGY

2D Imager technology integrated into the most versatile hand held Imagers with powerful decoding capabilities utilizing:

- Motionix™ motion-sensing technology
- 'Soft white light' illumination
- Framing aimer for instant sighting
- High resolution, wide viewing angle with large depth of field



LASER SCANNERS

EXCELLENT PERFORMANCE & RELIABILITY

EASE OF SETUP

Smart Focus Adjustment

- Easy focus selection
- Run-time feedback on display
- Self-tuning based on selected focus
- Flexibility to match different application needs
- Improved reading performance based on focus



X-PRESS™ Interface

- No PC needed to setup scanner
- Reduce overall setup time
- No technical skills required
- Easy check of reading area
- Fast tuning of scanner positioning
- Auto Learn – self detect barcode
- Auto Setup - self optimize reading performance
- Test Mode - check scanner performance



Straight or 90° cap: easily re-toolable

Embedded Multilanguage Display

Immediate feedback on bar code reading performance

INDUSTRIAL STRENGTH



Environmentally Robust

- Complete ambient and external light immunity
- 0-50°C operating temperature
- Industrial rating class
- Rugged construction

Low Temperature Version

- Operating down to -35°C
- Integrated heating system
- Heater cold start
- Internal temperature control

ASTRA - EXTENDS DEPTH OF FIELD AND READING PERFORMANCE



- 3 Lasers covering a wide area
- Guaranteed performance over the entire Depth of Field
- No auto-focusing mechanisms, no moving parts
- Excellent reaction time to irregular shapes
- Easy laser alignment

DIGITECH™ DIGITAL POTENTIOMETER



- Software controlled digitizer
- Better performance, on low-contrast and fast-moving codes
- Reading optimization on cartons and damaged barcodes
- Performance repetitiveness
- Easy parameter portability

Aggressive, improved reading performance by means of standard software parameters for optimization.

EASE OF USE

Genius™
User-friendly, Windows-based
Configuration Software Tool

Genius™

- Standardized software configuration tool
- Windows platform
- Multi-language
- Pre-configured recipes for easy setup (i.e. 'black bar code on cardboard')
- Parameter configuration, calibrations and setup are completely performed by Genius™

ENHANCED CONNECTIVITY

Fieldbus Connectivity through a Complete Range of Modular Boxes

Profibus



cc-Link



PROFINET



EtherNet/IP



ACR4™ TECHNOLOGY



Code Reconstruction Algorithm (decoding), reducing decoding errors increases the overall reading performance

Reduces 'no read' and sorting errors with excellent performance on: stacked codes, damaged codes, bar and space distortion, noisy surfaces, reading damaged and poor barcodes in a non-linear fashion.

- Software controlled digitizer
- Better performance on low-contrast and fast-moving codes
- Reading optimization on cartons and damaged barcodes
- Performance repetitiveness
- Easy parameter portability

ID-NET™ INTERFACE FOR HIGH SPEED NETWORKING

Connectivity Solution
for Every Application




- Master/Slave solution
- High speed bus for data collection
- Fast and efficient data exchange with customer host
- High performance (twice as fast, response time)
- Flexibility for future expansions
- Integration with most common Fieldbus systems
- Easy to configure, easy to maintain, easy to replace
- Cost savings: no multiplexer required

HAND HELD LASER SCANNING TECHNOLOGY

Laser scanning technology implemented into a diversified portfolio of hand held readers with unsurpassed decoding utilizing:

- 'Green-Spot' good-read visual feedback indicator
- PuzzleSolver™ decoding of poorly printed or damaged barcodes
- Large intrinsic depth-of-field with near to far range reading options
- Temperature tolerant optics for all environments



6 LINEAR CAMERAS

ULTRA-HIGH PERFORMANCE

Maximum Reading Distance & Depth of Field Coverage

- Scans up to 1m (39") high

Largest Field of View

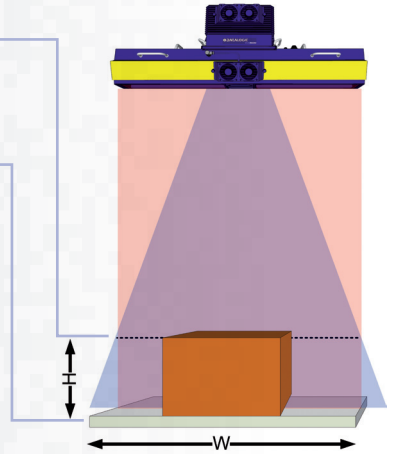
- Up to 1,4m (55") (widest conveyor width)

Advanced Decoding Software

- Handles greatest code complexity
OCR and videocoding
- High resolution codes
- Fast compression of images reduces network stress

Tremendous Camera Speed

- 33,000 images per second
- Highest throughput and conveyor speed to up to 5 m/s (940 fpm)
- Reduced gap between parcels



EASE OF USE

Real Time Operating System

Embedded architecture with ultimate flexibility

- Robust, reliable and secure
- Easy to maintain through web-browser/remote tool

STOP & GO - Higher Read Rates, Simpler Control

Easy and effective integration for all conveying systems wherever material flow

- Handles discontinuous conveyor speed
- Patented solution
- More productivity, easier integration
- Higher reading and sorting throughput

All major components are Field Replaceable Units (FRUs)

No need to replace an entire camera which would require realignment and recalibration

- Diagnostics pinpoint failure to FRU level
- FRUs designed to be changed in 5-10 min
- Simply replace the failed FRU and you're up and running!

Low Cost of Ownership

- Reliable and consistent
- Easy to use and control
- Energy efficient automation
- No rotating media eliminating hard drive failures

LOW COST OF OWNERSHIP

- Reliability and consistency
- Robustness, reliability and security
- Easy to use and control
- Low maintenance cost
- Low downtime cost
- Low investment cost
- Less spare parts
- Energy efficient automation
- No rotating media means no hard drive failures

FULL INDUSTRIAL RELIABILITY

Ready for Every Harsh Environment

- Operating temperature: 0-50°C (32-122°F)
- IP65 protection
- Autofocus systems utilize simple mechanics and reliable thermal adaptation if need be
- Integrated decoder
- No hard disk
- Zero maintenance, no filters to be cleaned



REDUCED SYSTEM FOOTPRINT OVERALL DIMENSIONS

Pulsed Light Illumination

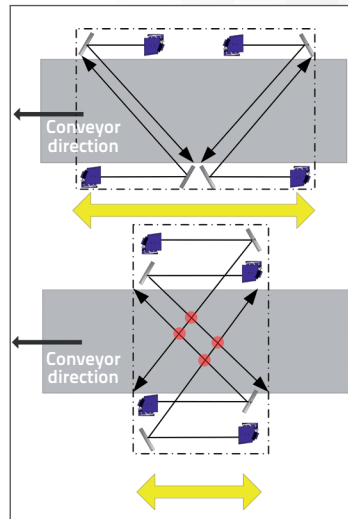
Alternating illumination control allows for crossing of camera beams to decrease system footprint.

- Patented technology
- Space saving design with half the overall installed dimensions
- Lower power consumption
- Energy efficiency 'green' automation
- Turns illumination off when no items in reading tunnel
- No sensor saturation and overloading at beam crossings

Flexible Layout

Possibility to install the system near curves and rises. No problems with obstacles near the conveyor area (pillars, pipes, electrical plants, etc...).

50% Smaller Overall Dimension
Compared to Competitor's
Configuration



PERFORMANCE ORIENTED SYSTEM

Excellent reading performance providing robustness, reliability and security on a variety of bar codes



Damaged labels



Noisy backgrounds



Very low aspect ratios



Shiny codes or under plastic films



Bi-dimensional codes



Natural omnidirectional reading

REMOTE MONITORING

Remote data access and maintenance via web-browsers

- Ease of Use through complete remote control of the system
- Multiple reading systems surveillance and monitoring
- Multilanguage support
- Email alerts on selectable events and alarm conditions
- Extended diagnostics and statistics



FACTORY AUTOMATION APPLICATIONS




ELECTRONICS

PICK AND PLACE MACHINE SETUP

Identification of both the component cartridge and the appropriate insertion location.

BENEFITS

- Omnidirectional reading of 1D or 2D bar codes
- Reliable reading on direct part marked or print label bar codes
- Corded or cordless reading for cost effective solutions

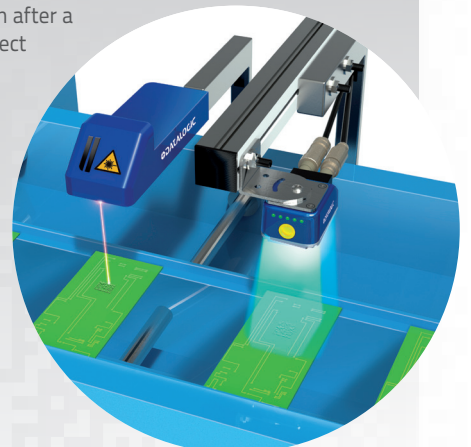


DPM READING AND CODE QUALITY VERIFICATION

Tracking of a PCB is made easy through Direct Part Marking (DPM). 2D code validation after a laser marking station assures the correct information and 2D code readability.

BENEFITS

- YAG laser marking protection for mark-and-read solutions
- High density code reading on very small codes
- Code quality analysis for statistical process trending




WORK IN PROGRESS CONTROL

Control of Work In Progress (WIP) with bar code reading and auto-ID stations along the entire production process.

BENEFITS

- ESD safe version compliant with electronic industry standards
- Comprehensive product portfolio for all customer needs
- High speed image acquisition
- Extended connectivity including all industrial fieldbus protocols




TEST TRACKING

Tracking of parts and subassemblies through testing stations, fulfills the quality standard requirements of creating a physical link between parts and its test report.

BENEFITS

- Cost effective solutions
- Easy to use and immediate HMI feedback, with 'green spot' verification
- Handheld reader and fixed position Imager applicable to any type of workstations




COMPONENTS TRACEABILITY

Identification of individual components is necessary in creating complete reports ('Identity Cards') for the many categories of equipment and electronic devices.

BENEFITS

- Excellent on high-resolution 2D codes
- Suitable for high-speed pick-&-place machine
- Excellent performance on DPM




PARTS TRACEABILITY AND CONTROL

Identifying / Tracking of parts and subassemblies at individual phases of the production process.

BENEFITS

- Compact 2D Imager offering wide-area scanning
- Extended depth of field and dynamic focus features
- Excellent performance-to-price ratio
- Image storage functionality for quality check





AUTOMOTIVE

DPM READING AND CODE QUALITY VERIFICATION

Tracking of components, which are not compatible with labels, is made easy through Direct Part Marking (DPM). Bar code validation after laser marking station assures the correct information and bar code readability.

BENEFITS

- Excellent Direct Part Marking application
- YAG laser marking protection, for mark-and-read solutions
- Effective on different material surfaces, utilizing innovative lighting and optical systems



TRACEABILITY FOR MANUAL ASSEMBLY

Manually trace automotive components during vehicle assembly.

BENEFITS

- Fast and reliable performance on direct part marked codes
- Reads close or hard-to-reach bar codes (contact to 1 m / 3.3 ft)
- Coded and cordless models supporting any assembly process


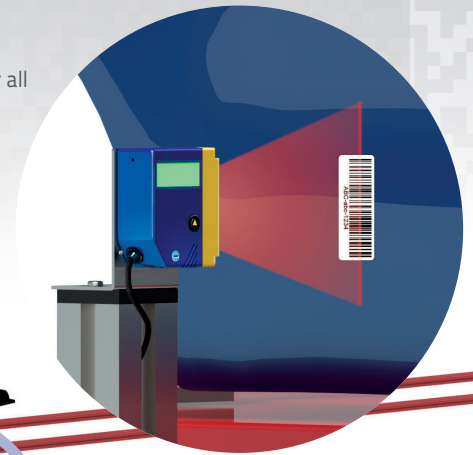


WORK IN PROGRESS CONTROL

Control Work In Progress (WIP) with auto-ID and bar code reading stations along the entire production process.

BENEFITS

- Comprehensive product portfolio for all customer needs
- Extended connectivity including all industrial fieldbuses and embedded Ethernet
- Flexible installation with adaptive focusing



PARTS TRACEABILITY

Parts are identified with 1D or 2D codes having unique serial numbers to be saved in specific production databases.

BENEFITS

- Excellent performance on shiny, textured or brushed surfaces
- State of the art decoding algorithms and image elaboration
- Multi-pattern lighting system suitable for flexible production flow
- Production setup is made easy with dynamic focus range control



STRETT

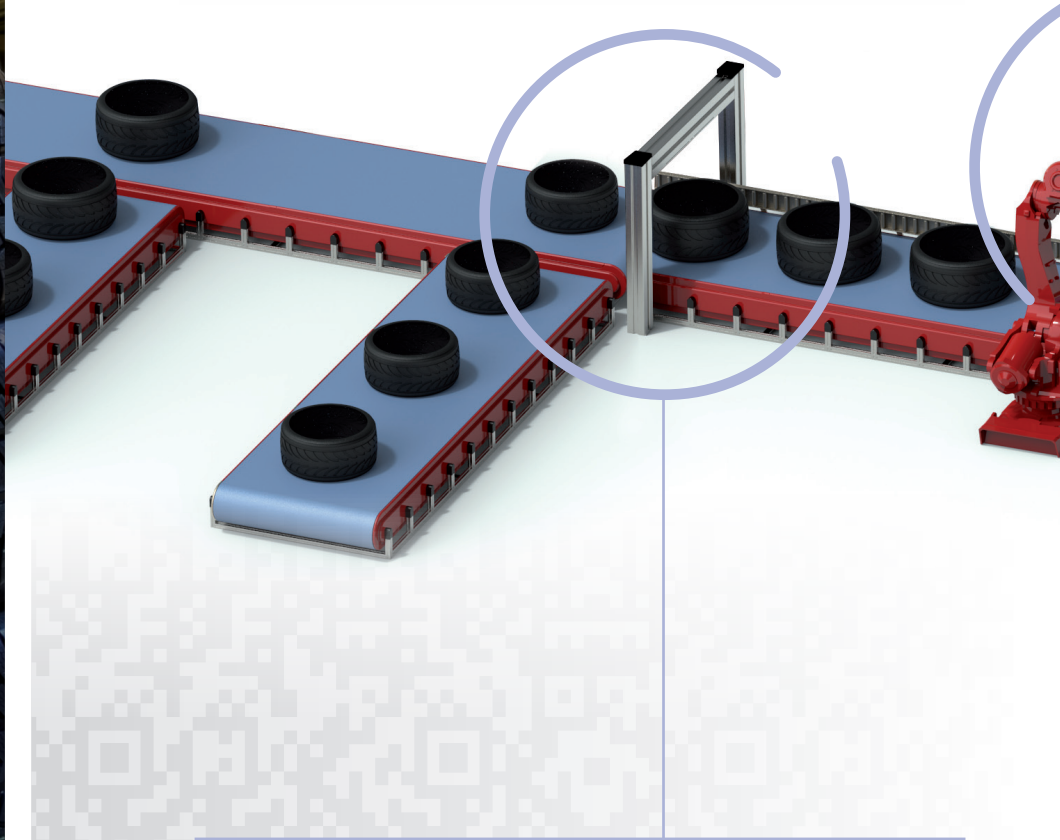


FINAL INSPECTION

Tire identification for manual final finishing and inspection.

BENEFITS

- Reliable and fast first-pass reading of damaged bar codes
- Reduced total identification time with green spot good-read visual indicator
- Corded and cordless models to match inspection station design




SORTING & SHIPPING

Tire bar codes are identified at shipment processing to correctly direct them to a distribution network or their final destination.

BENEFITS

- Outstanding performance on large conveyors and over a wide tire variety with STS400 (the industry standard for tire sorting)
- Best performance-to-price ratio with modular architecture and scalable solutions
- Industry's best read rate with high redundancy levels




FINAL FINISHING & INSPECTION

Tires are identified and tracked as they progress through rough manufacturing and into final finishing and inspection stations.

BENEFITS

- Compact 2D imagers easily install inside of inspection machines
- Handles wide range of tire dimensions through advanced optic features
- Bar code image storage for quality control analysis




CURING PROCESS CONTROL

Each tire is identified before the vulcanizing process in order to match the specific tire to the correct curing press and process setup.

BENEFITS

- Widely recognized as the best performing solution by the tire industry
- Easy to use, standard solution (ST5400) with multi-head configuration
- Excellent reading performance on very low aspect ratio bar codes
- Redundant configuration and fault-tolerant architecture




LABELING VERIFICATION

Bar code label is applied to 'Green Tire' for complete tracking of the tire through the manufacturing process

BENEFITS

- Image based technology without the need for autofocusing
- Industrial design with IP rating suitable for tire manufacturing conditions
- Positive feedback visual indicator to line operator with Green Spot



FOOD & BEVERAGE




MACHINE CONFIGURATION

Configure machine for operation using bar codes.

BENEFITS

- Snappy performance for quick and accurate setup
- Aiming and positive feedback systems for the operator
- Corded and cordless models for all machine designs




LABEL PRINT & CHECK

Bar codes are verified at printing and labeling stations, to check data consistency and maintain quality standards.

BENEFITS

- Ultra-compact readers perfectly install on small printing heads
- Lightweight readers ideal for moving robot arms
- Wide filed of view at short distances, minimizes overall size
- Imager based solution with bar code quality analysis for statistical process trending





SHIPPING PROCESS

Identifying and tracking products through shipping, as they transition from manufacturing into the supply-chain, increases throughput and productivity.

BENEFITS

- Read bar codes with large tilt angles or in omnidirectional conditions with ACR technology
- Wide reading area and large depth of field ideal for bar code reading over large conveyors and on products of varying size
- Excellent performance on high speed conveyors and small gaps between objects
- Accurate bar code reading with inkjet printing on cardboard boxes




PRODUCT TRACEABILITY

Raw materials are tracked, to guarantee food integrity, user safety, and efficient management of market recalls.

BENEFITS

- Fixed position readers for any type of installation
- Solutions designed for cold production environments (down to -35°C)
- Compliant for produce traceability initiative



END OF LINE PALLETIZING

Bar code labels are captured on pallets and large cardboard boxes as finished goods are palletized in multi-item containers.

BENEFITS

- Laser bar code readers provide extended field of view and large depth of field
- Excellent performance on low quality codes
- Complete range of connectivity options with Ethernet and fieldbus protocols

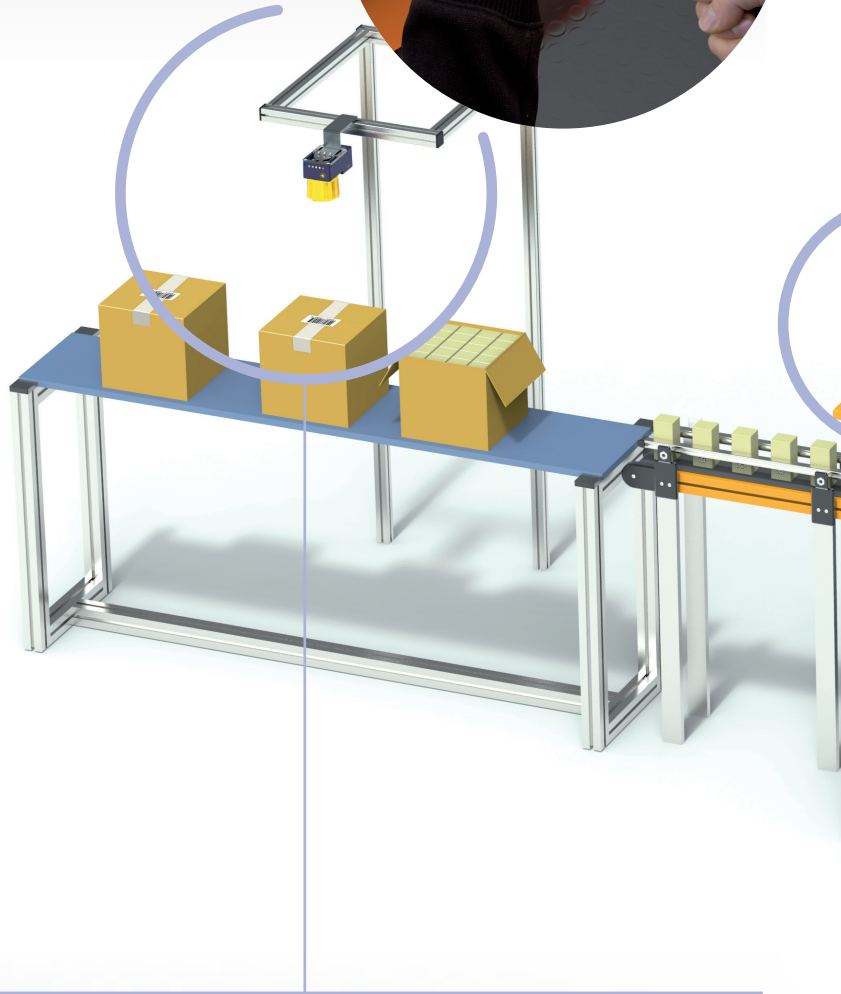
PHARMA & COSMETICS

MANUAL EXCEPTION HANDLING

Manual traceability of product exceptions or rejects.

BENEFITS

- Omnidirectional reading of 1D and 2D bar codes
- Aiming and positive feedback systems for the operator
- Exceptional performance on direct part marked codes



SECONDARY PACKAGE CONTROL

Identification technology validates and controls the distribution network in the supply chain, as primary packages are combined into secondary packaging boxes.

BENEFITS

- Extended field of view and depth of field offering flexible installation on packaging stations
- Accurate reading of low-quality codes from inkjet printing on cardboard boxes
- Complete range of connectivity options with Ethernet and fieldbus protocols

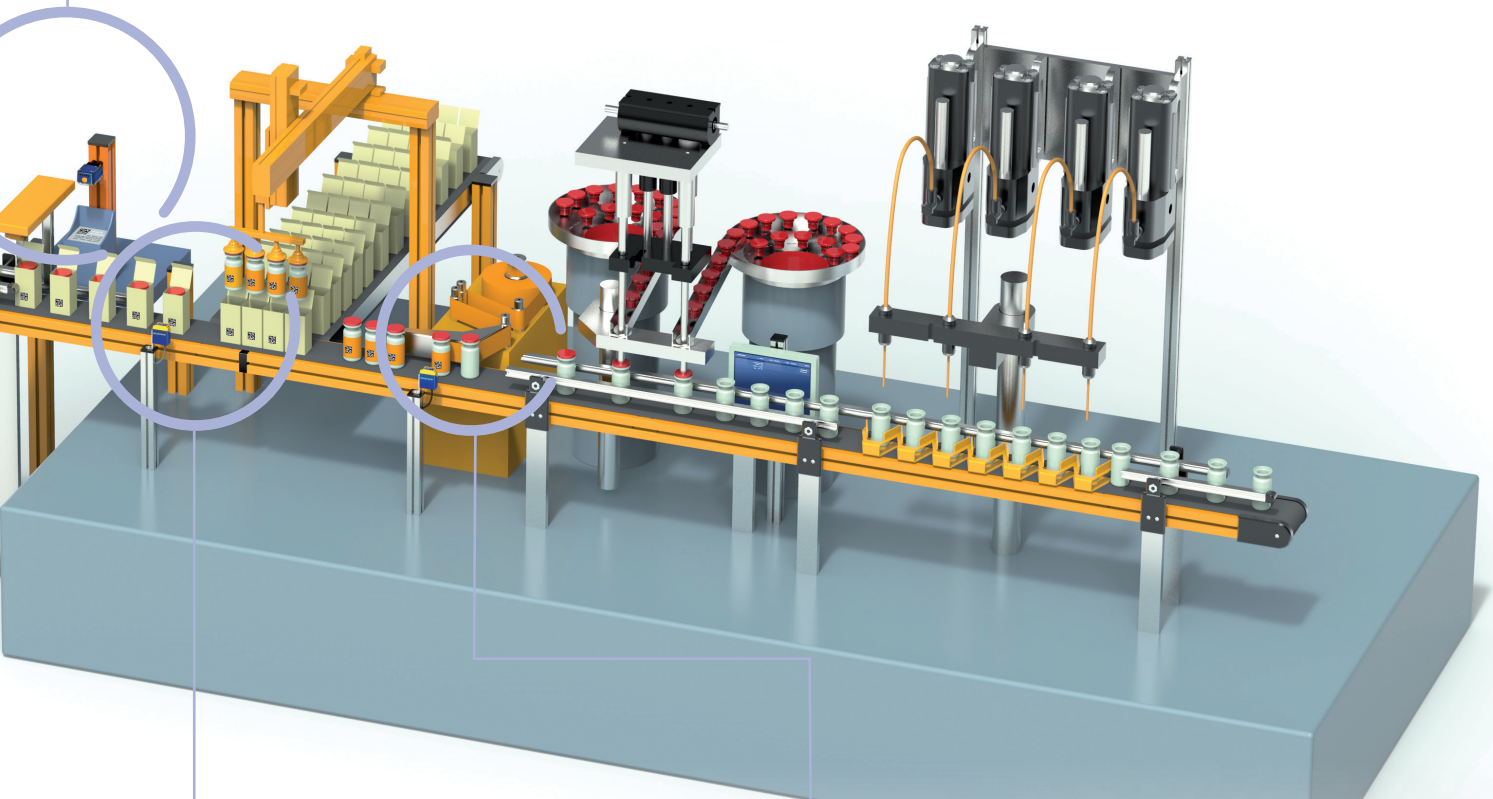



COMPLIANCE CONTROL

Identification and verification of product information, at different stages of the packaging process, guarantees data integrity and consistency in the pharmaceutical industry.

BENEFITS

- Excellent solutions for high-speed packaging machines
- Compact dimension for easy mechanical integration
- Large field of view at short distances provides solutions with minimum overall dimensions
- Easy to integrate with embedded Ethernet and PROFINET fieldbus

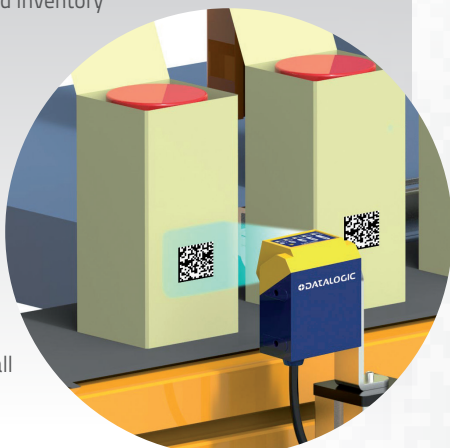


PRIMARY PACKAGE VERIFICATION

Accurate verification of primary package labeling is a necessity in pharmaceutical applications, and allows for efficient tracking, sorting, and inventory management.

BENEFITS

- Ultra-compact laser bar code reader works with small printing heads
- Imager based readers support 1D & 2D bar codes
- Lightweight readers ideal for moving robot arms
- Wide field of view at short distances, minimizes overall size



TRACK AND TRACE

Pharmaceutical industry requires high performance solutions for secure product tracking through all processes.

BENEFITS

- High performance laser and Imager, working at very high speed conditions
- Ultra-compact dimensions
- Imager based readers support 1D & 2D bar code symbologies





WAREHOUSING

TOTE TRAY IDENTIFICATION

Identification of bar code labels on tote-trays allows for accurate item conveyance, at different stages, inside of an automated warehouse.

BENEFITS

- Comprehensive portfolio of bar code readers for all application designs
- Excellent reading performance on low quality or damaged bar codes
- Complete range of connectivity options with Ethernet and fieldbus protocols




IDENTIFICATION FOR MANUAL INDUCTION STATIONS

Identification of bar code labels on totes or packages which are manually inducted into an automatic warehousing system.

BENEFITS

- Fast induction rates with omnidirectional reading
- Cordless reading providing station flexibility for operators
- Ergonomic features for highly intensive scanning




AUTOMATIC PICKING PROCESS CONTROL

Multiple verification steps, to match the lists of material with specific orders, ensures high accuracy for automatic picking and order processing.

BENEFITS

- Compact size bar code reader
- Flexible installation options with both straight or 90° exit window
- Flexible integration with Fieldbus (PROFIBUS/PROFINET/EtherNet/IP) communication




COLD STORAGE APPLICATION

Cold storage requires auto-ID solutions working in frozen environments to provide full traceability along the entire supply chain process.

BENEFITS

- Embedded heating system without external accessories
- Extended temperature range from -35°C to +50°C (-31°F to 122°F)
- The lowest energy consumption on the market

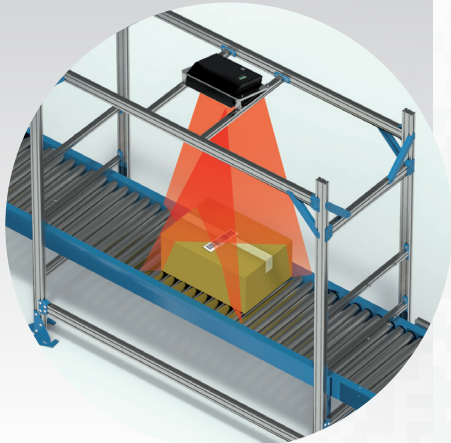


SORTING AND SHIPPING PROCESS

Flexible and robust identification solutions, laser or Imager, that work with any type of conveyor, supporting all aspects of the shipping process.

BENEFITS

- Omnidirectional reading stations meeting the needs of automatic sorting systems
- Integrated Scan & Dimension solutions for cost-effective parcel shipments
- Best performance-to-price ratio solutions utilizing laser or imager based solutions

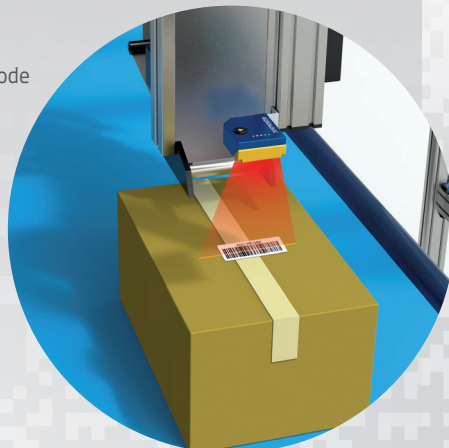


LABEL PRINT & APPLY VERIFICATION

Verification of printed and applied 1D / 2D bar codes allows for efficient identification of items inside an automated warehouse.

BENEFITS

- Ultra-compact laser bar code readers for small printing heads
- Lightweight readers
- Wide field of view at short distances, minimizes overall size
- Cost effective solution





IDENTIFICATION PRODUCT PORTFOLIO



MATRIX 210™



The Matrix 210™ is a high-performance, 2D code reader in ultra-compact housing with Ethernet on-board. The Matrix 210's WVGA image sensor allows it to capture up to 60 frames per second, while its powerful internal illuminator results in extremely dynamic reading capability. The unrivalled decoding libraries running on the new high speed hardware platform result in superior reading robustness and impressive decoding rates, supporting high system throughput and increasing efficiency. The on-board Ethernet allows for the transfer of both reading data and captured images that can be easily and quickly uploaded on external PCs or servers for storage or offline process analysis.

FEATURES & BENEFITS

- Direct and 90° window models for smart mounting
- X-PRESS™ for easy and intuitive setup
- Optical aiming system
- Internet, serial, USB connectivity
- ID-NET™ embedded for high speed connectivity
- Region of interest window for higher frame rate
- Run-time self tuning for higher flexibility

APPLICATIONS

FACTORY AUTOMATION APPLICATIONS

Electronics: Pick and Place Machines, DPM Reading and Code Quality Verification, WIP Control, Test Tracking, Component Traceability, Parts Traceability and Control

Automotive: DPM Reading and Code Quality Verification, WIP Control, Parts Traceability

Tires: Curing Process Control, Labeling Verification
Food & Beverage: Label Print and Check, Product Traceability

Pharmaceutical: Primary Package Verification, Track and Trace

Warehousing: Tote Tray Identification, Automatic Picking Process Control, Print & Labeling Process

OEM APPLICATIONS

Specimen collection machines, clinical lab automation machines

MATRIX 300™



The Matrix 300™ is an ultra-compact, image based code reader purpose built for superior performance in high-speed and Direct Part Marking (DPM) applications. The Matrix 300™ combines a high resolution sensor with ultra-fast image acquisition: 1.3 megapixels, 60 frames per second. The optical system incorporates a liquid lens module for electronic focus control. As a result, the reader offers automatic focus adjustment with no additional moving parts.

FEATURES & BENEFITS

- Integrated dual illuminator: dark field/bright field
- Power over Ethernet Option
- Extreme Industrial grade: IP67, 0-50°C operating temperature
- Precise dual laser aiming system

APPLICATIONS

FACTORY AUTOMATION APPLICATIONS

Electronics: Pick and Place Machine, DPM Reading and Code Quality Verification, WIP Control, Test Tracking, Component Traceability, Parts Traceability and Control

Automotive: DPM Reading and Code Quality Verification, Traceability for Manual Assembly, WIP Control, Parts Traceability

Tires: Curing Process Control, Labeling Verification
Food & Beverage: Label Print and Check, Shipping Process, Product Traceability

Pharmaceutical: Secondary Package Control, Primary Package Verification, Track and Trace

Warehousing: Tote Tray Identification, Identification for Manual Induction Stations, Automatic Picking Process Control, Print & Labeling Process Verification

OEM APPLICATIONS

Specimen collection machines, clinical lab automation machines

2D IMAGERS



MATRIX 210™



MATRIX 300™

READING RANGE (MIN - MAX)	30 - 190 mm (1.2 - 7.5 in)	25 - 450 mm (1.2 - 19.7 in)
FOCUSING SYSTEM	Fixed focus position	Electronic for liquid lens model (LQL-9MM)
SENSOR	CMOS sensor with Global Shutter WVGA - 752x480	CMOS sensor, Global Shutter SXGA - 1280x1024 - 1.3 MP
FRAME RATE	60 frames/s @full window size	60 frames/s @full window size
ON BOARD MEMORY	128 MB	256 MB
READABLE CODES	1D Codes: all standard 1 dimensional symbologies 2D Codes: Data Matrix, QR Code, Micro QR, Maxicode, Aztec Postal Codes: Royal Mail, Japan Post, Planet, Postnet and many more	1D Codes: all standard 1 dimensional symbologies 2D Codes: Data Matrix, QR Code, Micro QR, Maxicode, Aztec Postal Codes: Royal Mail, Japan Post, Planet, Postnet and many more
CODE ORIENTATION	Omnidirectional on any code type	Omnidirectional on any code type
MULTILABEL/MULTICODE READING	✓	✓
VOLTAGE SUPPLY / POWER CONSUMPTION	5-30 VDC; 2.5 - 4.5 W	Std 5-30 VDC PoE 48 VDC; 5 - 8 W
IP RATING	IP65	IP67
TEMPERATURE RANGE	0 to 50 °C (32 to 122 °F)	0 to 50 °C (32 to 122 °F)
CASE MATERIAL	Aluminum alloy	Aluminum, Plastic protective window cover
DIMENSIONS (TYPICAL VALUE)	54 x 32 x 45 mm (2.12 x 1.26 x 1.77 in)	95 x 54 x 43 mm (3.74 x 2.13 x 1.69 in)
WEIGHT	190 g (6.7 oz.) with cable	485g (17 oz.) with lens and internal illuminator
ESD SAFE	✓	✓
YAG LASER PROTECTION	✓	✓
EMBEDDED COMMUNICATION INTERFACES	RS232/RS422/RS485 USB 2.0 in RS232 MODE Ethernet 10/100	RS232/RS422/RS485 Ethernet 10/100
ID-NET™ INTERFACE	✓	✓
FIELDBUS	✓ Profinet I/O Embedded Additional fielbus available with CBX & QLM accessories	✓ Profinet I/O Embedded Additional fielbus available with CBX & QLM accessories
ETHERNET	✓ Embedded	✓ Embedded
XPRESS™ INTERFACE	✓	✓
DIGITAL INPUTS	Two opto-isolated. Polarity insensitive and SW Programmable.	Two opto-isolated. Polarity insensitive and SW Programmable.
DIGITAL OUTPUTS	Two SW programmable optocoupled	Three SW programmable PNP/NPN (short circuit protection) OUT3 programmable as input too
DEVICE PROGRAMMING	VisiSet™ setup SW (Windows™ based) String programming Interface	VisiSet™ setup SW (Windows™ based) String programming Interface

MATRIX 410™



The Matrix 410™ is a modular, versatile and compact 2D bar code reader for industrial applications with embedded 1.3 and 2.0 megapixel sensors. The Matrix 410™ offers excellent performance in bar code reading and verification applications, as well as easy setup with its X-PRESS™ interface and patented Blue Diamonds™ system.

FEATURES & BENEFITS

- C-Mount lens
- Red and white LED illuminators
- Pointing system and good read spot
- DPM code reading
- Code quality verification

APPLICATIONS

FACTORY AUTOMATION APPLICATIONS

Electronics: DPM Reading and Code Quality Verification, WIP Control, Test Tracking, Component Traceability, Parts Traceability and Control

Automotive: DPM Reading and Code Quality Verification, Traceability for Manual Assembly, WIP Control, Parts Traceability

Tires: Final Inspection, Sorting & Shipping, Final Finishing and Inspection, Curing Process Control, Labeling Verification

Food & Beverage: Shipping Process, Product Traceability

Pharmaceutical: Secondary Package Control, Primary Package Verification, Track and Trace

Warehousing: Tote Tray Identification, Identification for Manual Induction Stations, Automatic Picking Process Control, Print & Labeling Process Verification

MATRIX 450™



The MATRIX 450™ is a high-end, industrial 2D reader designed for transportation and logistics applications. With an extraordinary acquisition rate at very high resolution and a high intensity illuminator, the Matrix 450™ is the ideal product for automated and material handling. Through its 5 million pixels captured 15 times second, the MATRIX 450™ can be implemented in a range of applications never before solved by a 2D Imager. This 2D reader provides a large reading area in a single shot, resulting in high throughput and maximum ease of use – eliminating the need for multiple reading attempts.

FEATURES & BENEFITS

- Gigabit Ethernet integrated connectivity
- Adjustable focus through C-Mount lenses
- White and blue lighting options
- Continuous, no-flashing lighting
- Colored spot indicators
- Region of interest window for higher frame rate
- X-PRESS™ for easy and intuitive setup
- ID-NET™ embedded high speed connectivity

APPLICATIONS

FACTORY AUTOMATION APPLICATIONS

Electronics: DPM Reading and Code Quality Verification, WIP Control, Test Tracking, Component Traceability, Parts Traceability and Control

Automotive: DPM Reading and Code Quality Verification, Traceability for Manual Assembly, WIP Control, Parts Traceability

Tires: Final Inspection, Sorting & Shipping, Final Finishing and Inspection, Curing Process Control, Labeling Verification

Food & Beverage: Shipping Process, Product Traceability

Pharmaceutical: Secondary Package Control, Primary Package Verification, Track and Trace

Warehousing: Tote Tray Identification, Identification for Manual Induction Stations, Automatic Picking Process Control, Print & Labeling Process Verification

2D IMAGERS



MATRIX 410™



MATRIX 450™

READING DISTANCE (MIN / MAX)	50-2000 mm (1.97 - 78.74 in)	300-3000 mm (11.81 - 118.11 in)
FOCUSING SYSTEM	Variable Focus	Variable Focus
SENSOR	CMOS sensor SXGA (1280 x 1024) 1.3 MP CCD sensor UXGA (1600x1200) 2 MP	CCD sensor 5 MP (2448 x 2050)
FRAME RATE	CMOS: 27 frames/s CCD: 15 frames/s	15 frames/s
ON BOARD MEMORY	256 MB	512 MB
READABLE CODES	1D and Stacked: IL 2/5, Code 128, Code 39, EAN/UPC, PDF417, Micro PDF417, Pharmacode, GS1 DataBar (RSS) family, and many more. 2D: Data Matrix, QR Code, Micro QR, Maxicode, Aztec, Microglyph Postal: Royal Mail, Japan Post, Planet, Postnet and many more	1D and Stacked: IL 2/5, Code 128, Code 39, EAN/UPC, PDF417, Micro PDF417, Pharmacode, GS1 DataBar (RSS) family, and many more. 2D: Data Matrix, QR Code, Micro QR, Maxicode, Aztec, Microglyph Postal: Royal Mail, Japan Post, Planet, Postnet and many more
CODE ORIENTATION	Omnidirectional on any code type	Omnidirectional on any code type
MULTILABEL/MULTICODE READING	✓	✓
VOLTAGE SUPPLY / POWER CONSUMPTION OR CURRENT ABS.	10 to 30 VDC; 5 - 8 W	24 VDC; 2.5 A
IP RATING	IP67	IP65
TEMPERATURE RANGE	0 to 50 °C (32 to 122 °F)	0 to 50 °C (32 to 122 °F)
CASE MATERIAL	Aluminum	Aluminum
DIMENSIONS (TYPICAL VALUE)	123 x 60.5 x 87 mm (4.84 x 2.38 x 3.42 in)	170 x 200 x 150 mm (6.69x7.87x5.90 in)
WEIGHT	482g (17 oz.) with lens and internal illuminator	3 kg (105.8 oz) with lens
ESD SAFE	✓ (with accessories)	✗
YAG LASER PROTECTION	✓ (with accessories)	✗
EMBEDDED COMMUNICATION INTERFACES	RS232 / RS422 / RS485 Ethernet IEEE 802.3 10 Base T and IEEE 802.3U 100 BaseTX compliant	RS232 / RS422 / RS485 Ethernet IEEE 802.3z 1000 BaseT compliant
ID-NET™ INTERFACE	✓	✓
FIELDBUS	✓ Profinet I/O Embedded Additional fieldbus available with CBX & QLM accessories	✓ CBX, QLM external devices
ETHERNET	✓ Embedded	✓ Embedded
XPRESS INTERFACE™	✓	✓
DIGITAL INPUTS	Two SW programmable, optocoupled and polarity insensitive	Two SW programmable, optocoupled and polarity insensitive
DIGITAL OUTPUTS	Two SW programmable, optocoupled	Two SW programmable, optocoupled
DEVICE PROGRAMMING	VisiSet™ setup SW (Windows™ based) Serial Host Mode Programming sequences	VisiSet™ setup SW (Windows™ based) String programming Interface

LASER SCANNERS

DS1100



The DS1100 embedded bar code reader is a cost-effective laser scanner characterized by ultra-compact dimensions, motor on/off software commands, wide reading width at a short reading distance, lightweight design (<100 g), built-in RISC decoder, scanning speed of 500scans/sec, dual high speed serial interface, and IP65 rugged industrial housing.

FEATURES & BENEFITS

- Straight and 90° output window
- 2 inputs + 2 outputs
- RS232 + RS485 serial port
- Winhost programming tool
- Typical reading range of 50 - 200mm

APPLICATIONS

FACTORY AUTOMATION APPLICATIONS

Electronics: WIP Control, Test Tracking, Parts Traceability and Control

Automotive: WIP Control, Parts Traceability

Food & Beverage: Label Print and Check

Pharmaceutical: Primary Package Verification, Track and Trace

OEM APPLICATIONS

Biomedical analysis machines, Automatic Teller Machines

DS1500



The combination of extremely compact dimensions and powerful high speed reading capabilities makes the DS1500 scanner ideal for demanding OEM applications. The miniature size of the DS1500 allows for easy integration into OEM equipment and automatic machinery. The high scan rate and sophisticated electronic design ideal for difficult reading conditions.

FEATURES & BENEFITS

- Scan Frequency: 800-1200scan/sec
- 1 input + 2 outputs
- RS232 + RS232 or RS485 serial port
- Typical reading range of 50 - 200mm

APPLICATIONS

FACTORY AUTOMATION APPLICATIONS

Electronics: Pick and Place Machine, WIP Control, Test Tracking, Parts Traceability and Control

Automotive: WIP Control, Parts Traceability

Food & Beverage: Label Print and Check

Pharmaceutical: Primary Package Verification, Track and Trace

Warehousing: Print & Labeling Process Verification

OEM APPLICATIONS

Packaging machines, biomedical analysis machines, document handling machines

DS2200



The DS2200 embedded bar code scanner is an ultra-compact laser scanner with a built-in decoder, that can perform 500 scans per second at a reading distance ranging from 50 to 220 mm. DS2200 scanner is a cost effective solution for OEM applications.

FEATURES & BENEFITS

- Excellent reading capabilities
- Purpose-built for OEM integration
- Very high density code reading (up to 0.076 mm / 3 mils)

APPLICATIONS

FACTORY AUTOMATION APPLICATIONS

Electronics: Pick and Place Machine, WIP Control, Test Tracking, Parts Traceability and Control

Automotive: WIP Control, Parts Traceability

Food & Beverage: Label Print and Check

Pharmaceutical: Primary Package Verification, Track and Trace

Warehousing: Print & Labeling Process Verification

OEM APPLICATIONS

Biomedical analysis machines, document handling machines

LASER SCANNERS



	DS1100	DS1500	DS2200
READING DISTANCE (MIN / MAX)	100 - 220 mm (3.94 - 8.66 in)	100-240 mm (3.94 - 9.45 in)	85 - 220 mm (3.35 - 8.66 in)
MAX RESOLUTION	up to 0.12mm (5 mils)	up to 0.10mm (4mils)	up to 0.076mm (3mils)
SCAN RATE	500 scans/s	800-1200 scans/s	500 scans/s
SCAN PATTERN TYPE	Linear / Raster	Linear	Linear / Raster
APERTURE ANGLE	70 degrees	60 degrees	62 degrees
MULTILABEL READING	Up to 6 different symbologies during the same reading phase	Up to 6 different symbologies during the same reading phase	Up to 6 different symbologies during the same reading phase
RECONSTRUCTION CODE TECHNOLOGY	x	ACB™ embedded	x
READABLE CODES	Code 2/5, Code39, Code93, Code128, EAN/UPC, EAN128, Codabar, Pharmacode	Code 2/5, Code39, Code93, Code128, EAN/UPC, EAN128, Codabar, Pharmacode	Code 2/5, Code39, Code93, Code128, EAN/UPC, EAN128, Codabar, Pharmacode
CASE MATERIAL	Magnesium (body) + Polycarbonate (cover)	Zama (zinc, aluminum, magnesium alloy)	Die-cast Zinc
DIMENSIONS (TYPICAL VALUE)	80 x 50 x 22 mm (3.15 x 1.97 x 0.87 in)	40 x 30 x 22 mm (1.57 x 1.18 x 0.87 in)	50 x 40 x 28 mm (1.97 x 1.57 x 1.10 in)
WEIGHT (TYPICAL VALUE)	< 100g (3.53 oz) without cable	44g (1.55 oz) without cable	150g (5.29 oz) without cable
TEMPERATURE RANGE	0° - 45 °C (32 - 113 °F)	0° - 45 °C (32 - 113 °F)	0° - 40 °C (32 - 104 °F)
VOLTAGE SUPPLY / POWER CONSUMPTION	5 VDC - 1.5W	5 VDC - 2W	5 VDC - 2W
IP RATING	IP65	IP65	IP65
EMBEDDED COMMUNICATION INTERFACES	Main port RS485 Half Duplex up to 115.2 Kbit/s Auxiliary port RS232 up to 115.2 kbps	2 x RS232 or 1 x RS485 full or half duplex (you can select them with SW)	Main port RS485 Half Duplex up to 115.2 Kbit/s Auxiliary port RS232 up to 115.2 kbps
DIGITAL INPUTS	Two SW programmable (NPN only)	External Trigger (NPN only)	External Trigger (NPN only)
DIGITAL OUTPUTS	Two SW programmable, event driven	Two SW programmable, event driven	Two SW programmable, event driven
DEVICE PROGRAMMING	WinHost™ (Windows™ based) SW and Serial Host Mode Programming sequences	WinHost™ (Windows™ based) SW	WinHost™ (Windows™ based) SW and Serial Host Mode Programming sequences

LASER SCANNERS

DS2100N



The new DS2100N industrial laser bar code reader provides a solution for most demanding applications for the largest manufacturers worldwide. The DS2100N provides greater profitability and productivity in the most common warehousing, shop floor and OEM applications.

FEATURES & BENEFITS

- Straight and 90° output window
- 500-1000 scans/sec
- 2 inputs + 2 outputs
- RS232 + RS485 serial port

APPLICATIONS

FACTORY AUTOMATION APPLICATIONS

Electronics: WIP Control

Automotive: WIP Control, Parts Traceability

Food & Beverage: Shipping Process

Pharmaceutical: Secondary Package Control, Primary Package Verification, Track and Trace

Warehousing: Tote Tray Identification, Automatic Picking Process Control, Print & Labeling Process Verification

DS2400N



The DS2400N industrial laser bar code scanner that offers high reliability on hard-to-read bar codes with a self-optimizing reading performance through ACB reconstruction technology. The DS2400N features an extremely wide depth of field, large reading area in compact, robust IP65 housing and it's excellent for automatic warehouse and shop-floor application.

FEATURES & BENEFITS

- Straight and 90° output window
- 500-1000 scans /sec
- 2 inputs + 2 outputs
- RS232 + RS485 serial port
- Subzero ver. up to -35°C (-31°F)

APPLICATIONS

FACTORY AUTOMATION APPLICATIONS

Electronics: WIP Control

Automotive: WIP Control, Parts Traceability

Food & Beverage: Shipping Process

Pharmaceutical: Secondary Package Control, Primary Package Verification, Track and Trace

Warehousing: Tote Tray Identification, Automatic Picking Process Control, Cold Storage Application, Print & Labeling Process Verification

DS4800



The DS4800 is a flexible and compact laser scanner for industrial applications, satisfying all the identification needs of manufacturing plants. The DS4800 offers excellent reading performance, easy setup with X-PRESS™ interface, a high-speed ID-NET™ communication interface and is immune to ambient light. The DS4800 series includes Subzero models, both linear and oscillating mirror, extending its operating temperature from -35°C to 50°C through an internal heater and de-frost window.

FEATURES & BENEFITS

- Selectable focus system
- 600-900 scans /sec
- 2 inputs + 2 outputs
- RS232 + RS485 serial port
- Display and multi-language messages
- ACR4 decoding algorithm
- Typical reading range of 200 – 1000 mm
- Subzero ver. up to -35°C (-31°F)

APPLICATIONS

FACTORY AUTOMATION APPLICATIONS

Automotive: WIP Control, Parts Traceability

Food & Beverage: Shipping Process, End of Line Palletizing

Pharmaceutical: Secondary Package Control

Warehousing: Tote Tray Identification, Automatic Picking Process Control, Cold Storage Application

LASER SCANNERS



	DS2100N	DS2400N	DS4800
READING DISTANCE (MIN / MAX)	50 - 300 mm (1.97 - 11.81 in)	70 - 600 mm (2.76 - 23.62 in)	200 - 1000 mm (7.87 - 39.37 in)
MAX RESOLUTION	up to 0.12mm (5 mils)	up to 0.20mm (8mils)	up to 0.20mm (8mils)
SCAN RATE	500 - 1000 scans/s	600 - 1000 scans/s	600 - 1000 scans/s
SCAN PATTERN TYPE	Linear / Raster	Linear / Raster	Linear / Oscillating Mirror
VARIABLE FOCUS	x	x	✓
APERTURE ANGLE	60 degrees	50 degrees	50 degrees
MULTILABEL READING	Up to 10 Codes in the same reading phase	Up to 10 Codes in the same reading phase	Up to 10 Codes in the same reading phase
BAR CODE ASSIGNMENT TECHNOLOGY	x	x	x
AUTOFOCUS / DYNAMIC FOCUS	x	x	x
RECONSTRUCTION CODE TECHNOLOGY	ACR-Lite™	ACR-Lite™	ACR4™
READABLE CODES	Code 2/5, Code39, Code93, Code128, EAN/UPC, EAN128, Codabar, Pharmacode, Plessey, ISBT128	Code 2/5, Code39, Code93, Code128, EAN/UPC, EAN128, Codabar, Pharmacode, Plessey, ISBT128	Code 2/5, Code39, Code93, Code128, EAN/UPC, EAN128, Codabar, Pharmacode, Plessey, ISBT128
CASE MATERIAL	Aluminum	Aluminum	Aluminum
DIMENSIONS (TYPICAL VALUE)	84 x 68 x 34 mm (3.31 x 2.68 x 1.34 in)	84 x 68 x 34 mm (3.31 x 2.68 x 1.34 in)	101 x 85 x 42 mm (3.98 x 3.35 x 1.65 in)
WEIGHT	330g (11.64 oz)	330g (11.64 oz)	570g (20.11 oz)
TEMPERATURE RANGE	0° - 45 °C (32 - 113 °F)	0° - 45 °C (32 - 113 °F); Subzero ver. up to -35°C (-31°F)	0° - 50 °C (32 - 122 °F); Subzero ver. up to -35°C (-31°F)
VOLTAGE SUPPLY / POWER CONSUMPTION	10-30 VDC; 4 W (average)	10-30 VDC; 5 W (average)	10-30 VDC; 6-32 W
IP RATING	IP65	IP65	IP65
EMBEDDED COMMUNICATION INTERFACES	Main port RS232/RS422/RS485 up to 115.2 Kbit/s Auxiliary port RS232 up to 115.2 kbps	Main port RS232/RS422/RS485 up to 115.2 Kbit/s Auxiliary port RS232 up to 115.2 kbps	Main port RS232/RS422/RS485 up to 115.2 Kbit/s Auxiliary port RS232 up to 115.2 kbps
DIGITAL INPUTS	External Trigger (optocoupled, NPN/PNP), IN2 (not optocoupled, NPN only)	External Trigger (optocoupled, NPN/PNP), IN2 (not optocoupled, NPN only)	Two SW programmable, optocoupled, NPN/PNP
DIGITAL OUTPUTS	Two SW programmable, event driven, optocoupled	Two SW programmable, event driven, optocoupled	Two SW programmable, event driven, optocoupled
ID-NET™ INTERFACE	✓	✓	✓
FIELDBUS	✓ with CBX , QLM external devices	✓ with CBX , QLM external devices	✓ with CBX , QLM external devices
ETHERNET	✓ with CBX , QLM external devices	✓ with CBX , QLM external devices	✓ with CBX , QLM external devices
XPRESS INTERFACE™	✓	✓	✓
DEVICE PROGRAMMING	Genius™ (Windows™ based) SW Serial Host Mode Programming sequences	Genius™ (Windows™ based) SW Serial Host Mode Programming sequences	Genius™ (Windows™ based) SW Serial Host Mode Programming sequences

LASER SCANNERS

AL5010



The AL5010 is a high performance industrial laser scanner with cutting edge integrated control technology that meets demands of current and new automated facilities. With 1200 scans per second, the AL5010 can solve challenging applications, including extremely high transport speeds or small bar codes. With its rugged construction, IP65 protection class, 50°C maximum operating temperature and internal oscillating mirror, the AL5010 is purpose built for the most demanding industrial environments.

FEATURES & BENEFITS

- Largest depth of field of any mid-range laser bar code reader on the market
- PackTrack™ advanced tracking allows closer package spacing while maintaining package ID
- Integrated web server with monitoring support for iPhone and iPads
- Multi-language integrated GUI
- Easy 'plug and play' replacement
- Flexible connectivity with on board EtherNet/IP, Ethernet TCP/IP
- Reliability > 50,000 hours MTBF at 25C
- No maintenance

APPLICATIONS

FACTORY AUTOMATION APPLICATIONS

- Automotive:** WIP Control, Parts Traceability
- Food & Beverage:** Shipping Process, End of Line Palletizing
- Pharmaceutical:** Secondary Package Control

TRANSPORTATION AND LOGISTICS APPLICATIONS

- Picking Systems, pallet reading

DS6300



The high-performing DS6300 industrial laser bar code scanner features the new Step-a-Head™ functionality, including '2-step' optics, as well as a reading range from 250 to 2.000 mm, an advanced decoder with code reconstruction capability (ACR4), strong reading performance on very low contrast bar codes, a display and keyboard, and the new GENIUS™ SW configurator.

FEATURES & BENEFITS

- Selectable focus system
- Avalanche photodiode technology
- 600-1200 scan /sec
- 4 inputs + 3 outputs
- Built in Ethernet, PROFIBUS or Devicenet
- ACR4 decoding algorithm
- Typical reading range: 300 - 1400mm

APPLICATIONS

FACTORY AUTOMATION APPLICATIONS

- Automotive:** WIP Control, Parts Traceability
- Food & Beverage:** Shipping Process, End of Line Palletizing
- Pharmaceutical:** Secondary Package Control

TRANSPORTATION AND LOGISTICS APPLICATIONS

- Picking Systems, pallet reading

DS6400



The DS6400 is a high performance industrial laser bar code scanner highlighted by the Step-a-Head™ feature, a reading range from 300 to 2.500mm, FLASH™ dynamic focus, an advanced decoder with code reconstruction capability (ACR4), the GENIUS™ SW configurator and PackTrack™ technology.

FEATURES & BENEFITS

- Dynamic focus system (FLASH™)
- Avalanche photodiode technology
- 600-1200 scan /sec
- 4 input + 3 output
- RS232 + RS485 serial port
- Built in Ethernet or PROFIBUS or Devicenet
- ACR4 decoding algorithm
- Typical reading range: 500 x 2000 mm

APPLICATIONS

FACTORY AUTOMATION APPLICATIONS

- Automotive:** WIP Control, Parts Traceability
- Food & Beverage:** Shipping Process, End of Line Palletizing
- Pharmaceutical:** Secondary Package Control
- Warehousing:** Sorting and Shipping Process

TRANSPORTATION AND LOGISTICS APPLICATIONS

- Parcel sorting

LASER SCANNERS



	AL5010	DS6300	DS6400
READING DISTANCE (MIN / MAX)	up to 1200 mm (47.24 in)	250 - 2000 mm (9.84 - 78.74 in)	300 - 2500 mm (11.81 x 98.43 in)
MAX RESOLUTION	down to 0.18mm (7mils)	down to 0.20mm (8mils)	down to 0.20mm (8mils)
SCAN RATE	up to 1200 scans/s (SW programmable)	600 - 1200 scans/s (SW programmable)	600 - 1200 scans/s (SW programmable)
SCAN PATTERN TYPE	Linear / Oscillating Mirror	Linear / Oscillating Mirror	Linear / Oscillating Mirror
VARIABLE FOCUS	x	✓	✓
APERTURE ANGLE	60 degrees	x	x
MULTILABEL READING	Up to 10 Codes in the same reading phase	Up to 10 Codes in the same reading phase	Up to 10 Codes in the same reading phase
BAR CODE ASSIGNMENT TECHNOLOGY	PACKTRACK™	x	PACKTRACK™
AUTOFOCUS / DYNAMIC FOCUS	x	x	✓ FLASH™
RECONSTRUCTION CODE TECHNOLOGY	DRX	ACR4™	ACR4™
READABLE CODES	All standard 1D symbologies	Code 2/5, Code39, Code93, Code128, EAN/UPC, EAN128, Codabar, Pharmacode, ISBN128	Code 2/5, Code39, Code93, Code128, EAN/UPC, EAN128, Codabar, Pharmacode, ISBN128
CASE MATERIAL	Aluminum, high impact plastic	Aluminum	Aluminum
DIMENSIONS (TYPICAL VALUE)	104 x 130.8 x 49.9 mm (4.09 x 5.15 x 1.96 in)	110 x 113 x 99 mm (4.33 x 4.45 x 3.9 in)	110 x 113 x 99 mm (4.33 x 4.45 x 3.9 in)
WEIGHT	Total Weight 0.69 - 0.79 kg (24,69 oz -27,86 oz)	1.5kg (52.91 oz)	1.5kg (52.91 oz)
TEMPERATURE RANGE	0° - 50 °C (32 - 122 °F)	0° - 40 °C (32 - 104 °F)	0° - 40 °C (32 - 104 °F)
VOLTAGE SUPPLY / POWER CONSUMPTION	12-30 VDC ; 25W	15-30 VDC; 15-20 W	15-30 VDC; 15-20 W
IP RATING	IP65	IP64 (IP65 on request)	IP64 (IP65 on request)
EMBEDDED COMMUNICATION INTERFACES	On board EtherNet/IP, Ethernet TCP/IP, Serial RS 232/RS 422, DeviceNet, Profibus (See Basic and Enhanced Interface Module Specification)	Main Port: RS232/RS485 up to 115.2 Kbit/s Auxiliary Port: RS232 up to 115.2 Kbit/s Lonworks (Master/Slave), Ethernet, Profibus, DeviceNet	Main Port: RS232/RS485 up to 115.2 Kbit/s Auxiliary Port: RS232 up to 115.2 Kbit/s Lonworks (Master/Slave), Ethernet, Profibus, DeviceNet
DIGITAL INPUTS	Two Programmable I/O relays	Four SW programmable, optocoupled, NPN/PNP	Three SW programmable and One "Encoder", optocoupled, NPN/PNP
DIGITAL OUTPUTS	Two Programmable I/O relays	Three SW programmable, optocoupled, event driven	Three SW programmable, optocoupled, event driven
ID-NET™ INTERFACE	x	x	x
FIELDBUS	x	✓ Embedded	✓ Embedded
ETHERNET	✓ Embedded	✓ Embedded	✓ Embedded
XPRESS INTERFACE™	x	x	x
DEVICE PROGRAMMING	On board HTML / HTML5 Web Server interface	Genius™ (Windows™ based) SW Serial Host Mode Programming sequences	Genius™ (Windows™ based) SW Serial Host Mode Programming sequences

LASER SCANNERS

DS8100A



The DS8100A industrial bar code reader is a high performance linear laser bar code reader designed to provide a solution for sorting applications in the transportation and logistics sector. With top-class reading performance and flexibility of use, the DS8100A is the standard reader for the most challenging applications.

FEATURES & BENEFITS

- ACR™-4 code reconstruction algorithm
- ASTRA™ technology for the electronic focusing system
- PACKTRACK™ to minimize the gap between objects and increase system productivity
- GENIUS™ multi-language SW for easy scanner configuration / setup
- Built-in Ethernet TCP/IP connectivity
- Remote diagnostic monitoring and control by Datalogic WebSentinel™

APPLICATIONS

FACTORY AUTOMATION APPLICATIONS

Warehousing: Sorting and Shipping Process

TRANSPORTATION AND LOGISTICS APPLICATIONS

Postal/courier sorting and tracking, airport baggage sorting systems, cargo loading & unloading, shipping / receiving systems, cross docking

DX8200A



The new DX8200A is a high-performance X-pattern laser scanner capable of omnidirectional bar code reading that provides an economical and easily installed single scanner solution for transportation and logistics needs. The X-pattern design allows a single DX8200A do the work of two DS8100A's for a range of applications. The pre-calibration build into the scanner results in a quicker and simple set-up. Additionally, the DX8200 offers connectivity to the most popular networks, including PROFIBUS and Devicenet available as well as Ethernet communications.

FEATURES & BENEFITS

- ACR™-4 code reconstruction algorithm
- ASTRA™ technology for the electronic focusing system
- PACKTRACK™ to minimize the gap between objects and increase system productivity
- Built-in Ethernet TCP/IP connectivity
- Remote diagnostic monitoring and control by Datalogic WebSentinel™

APPLICATIONS

FACTORY AUTOMATION APPLICATIONS

Warehousing: Sorting and Shipping Process

TRANSPORTATION AND LOGISTICS APPLICATIONS

Postal/courier sorting and tracking, airport baggage sorting systems, cargo loading & unloading, shipping / receiving systems, cross docking

AXIOM



The AXIOM omnidirectional laser bar code reader is designed with industrial and manufacturing applications in mind. The AXIOM-X scanners offer high-speed scanning and high reliability in a rugged industrial enclosure with a large depth of field that provides accurate bar code reading at distances greater than 60 inches.

FEATURES & BENEFITS

- Continuous scanning over 2 read zones
- No focusing required, no dead zones
- Up to 1120 scans per second
- Modular scan head and wiring base
- Parameter storage modules store the configuration in scan head and wiring base
- Built-in Ethernet TCP/IP, EtherNet IP connectivity
- Access software with powerful and intuitive interface

APPLICATIONS

FACTORY AUTOMATION APPLICATIONS

Warehousing: Sorting and Shipping Process

TRANSPORTATION AND LOGISTICS APPLICATIONS

Postal/courier sorting and tracking, airport baggage sorting systems, cargo loading & unloading, shipping / receiving systems, cross docking

AXIOM-X



The AXIOM-X omnidirectional laser bar code reader is purpose-built for the industrial and manufacturing industries. The AXIOM-X scanner offers high-speed scanning and high reliability in a rugged industrial enclosure. The AXIOM-X has a large depth of field that provides accurate bar code reading at distances greater than 60 inches.

FEATURES & BENEFITS

- Continuous scanning over 2 read zones
- No focusing required, no dead zones
- Up to 1120 scans per second
- Modular scan head and wiring base
- Parameter storage modules store the configuration in scan head and wiring base
- EtherNet/IP, Ethernet TCP/IP standard
- Access software with powerful and intuitive interface

APPLICATIONS



FACTORY AUTOMATION APPLICATIONS

Warehousing: Sorting and Shipping Process

TRANSPORTATION AND LOGISTICS APPLICATIONS

Postal/courier sorting and tracking, airport baggage sorting systems, cargo loading & unloading, shipping / receiving systems, cross docking

LASER SCANNERS



	DS8100A	DX8200A	AXIOM	AXIOM-X
READING DISTANCE (MIN / MAX)	500-1900 mm (19.69 - 74.8 in)	500-1700 mm (19.69 x 66.93 in)	584-1727 mm (22.99 x 67.99 in)	584-1727 mm (22.99 x 67.99 in)
BAR CODE RESOLUTION RANGE	Min: 0.25mm (10mils) Max: 0.50mm(20mils)	Min: 0.25mm (10mils) Max: 0.50mm(20mils)	Min: 0.25mm (10mils) Max: 0.50mm(20mils)	Min: 0.25mm (10mils) Max: 0.50mm(20mils)
SCAN RATE	1000 scans/s	1000 scans/s (500 scans for each line)	700-1400 scans/s	620-1120 scans/s (each line)
SCAN PATTERN TYPE	Linear / Oscillating Mirror	Single-Cross (Omnidirectional reading)	Linear	Single-Cross (Omnidirectional reading)
FOCUSING SYSTEM	Fixed focus position	Fixed focus position	Fixed focus position	Fixed focus position
APERTURE ANGLE	50 degrees	*	45 degrees	*
MULTILABEL READING	Up to 10 different symbologies during the same reading phase	Up to 10 different symbologies during the same reading phase	Up to 10 different symbologies during the same reading phase	Up to 10 different symbologies during the same reading phase
OPTICAL ARCHITECTURE / TECHNOLOGY	ASTRA™	ASTRA™	Multi-laser Architecture	Multi-laser Architecture
BAR CODE ASSIGNMENT TECHNOLOGY	PACKTRACK™	PACKTRACK™	Advanced Tracking Procedure (Photoeye accessory)	Advanced Tracking Procedure (Photoeye accessory)
RECONSTRUCTION CODE TECHNOLOGY	ACR4™	ACR4™	DRX	DRX
READABLE CODES	22 symbologies including 2/5 family, Code39, Code93, Code128, EAN/UPC, EAN128, ISBN128	22 symbologies including 2/5 family, Code39, Code93, Code128, EAN/UPC, EAN128, ISBN128	All standard 1D symbologies including: 12 of 5, Code 128, Code 39, Code 93, Codabar, Codabar NSS, UPC/EAN	All standard 1D symbologies including: 12 of 5, Code 128, Code 39, Code 93, Codabar, Codabar NSS, UPC/EAN
CASE MATERIAL	Aluminum	Steel	Aluminum	Aluminum
DIMENSIONS (TYPICAL VALUE)	215.5 x 170.5 x 126.5 mm (8.48 x 6.71 x 4.98 in)	319.5 x 248.7 x 99.7 mm (12.58 x 9.79 x 3.93 in)	158.2 x 276.1 x 131.8 mm (6.23 x 10.87 x 5.19 in)	311 x 354 x 176 mm (12.24 x 13.94 x 6.93 in)
WEIGHT	5.0 kg (176.37 oz)	3.3 kg (116.4 oz)	Total Weight 7.4 kg (16.31 lb)	Total Weight 7.4 kg (16.31 lb)
TEMPERATURE RANGE	0 to 50 °C (32 to 122 °F)	0 to 50 °C (32 to 122 °F)	0 to 50 °C (32 to 122 °F)	0 to 50 °C (32 to 122 °F)
VOLTAGE SUPPLY / POWER CONSUMPTION	20 to 30 VDC; 20 - 30 W	110 to 240 VAC; 30VA 20 to 30 VDC; 24 W	Voltage Range < 40 W	Voltage Range < 40 W
IP RATING	IP64 (IP65 on request)	VAC version:IP40 VDC version:IP64 (IP65 on request)	IP65	IP65
EMBEDDED COMMUNICATION INTERFACES	Main Port: RS232/RS485 up to 115.2 Kbit/s Auxiliary Port: RS232 up to 115.2 Kbit/s Lonworks (Master/Slave),	Main Port: RS232/RS485 up to 115.2 Kbit/s Auxiliary Port: RS232 up to 115.2 Kbit/s Lonworks (Master/Slave), Ethernet, Profibus	Standard: On-board EtherNet/IP, Ethernet TCP/IP, Serial RS-232, RS-422	Standard: On-board EtherNet/IP, Ethernet TCP/IP, Serial RS-232, RS-422
DIGITAL INPUTS	Three SW programmable and One "Encoder", optocoupled, NPN/PNP	Three programmable and One "Encoder" (optocoupled) Auxiliary Input, NPN/PNP transistor (optocoupled)	Two I/O relays	Two I/O relays
DIGITAL OUTPUTS	Three SW programmable, optocoupled, event driven	Three SW programmable, optocoupled, event driven	Two I/O relays	Two I/O relays
FIELDBUS	✓ Available with SC6000 controller	✓ Profibus Embedded	*	*
ETHERNET	✓ Embedded	✓ Embedded	✓ Embedded	✓ Embedded
DEVICE PROGRAMMING	Genius™ (Windows™ based) SW Serial Host Mode Programming sequences	Genius™ (Windows™ based) SW Serial Host Mode Programming sequences	AXCESS Setup SW	AXCESS Setup SW

INDUSTRIAL HANDHELD DEVICES

PowerScan™ 9500 Series



The PowerScan™ PM9500 area Imager offers an intuitive and effortless scanning experience. It combines omnidirectional reading capabilities with outstanding optical characteristics. The result is a scanner that is able to read any kind of bar code, regardless of the orientation, from contact to over 1.0 m / 3.3 ft. The PM9500 increases workplace flexibility and productivity through its STAR cordless system providing seamless roaming and an easily-replaceable battery.

FEATURES & BENEFITS

- Datalogic's new instinctive 'frame' aimer
- Datalogic's Motionix™ motion-sensing technology
- Ergonomic shape provides hours of tireless data collection for the user
- Datalogic's 3GL™ (3 Green Lights) technology and loud beeper for good read feedback

APPLICATIONS

- Warehouses
- Logistics
- Manufacturing plants

PowerScan™ PD8590 -DPM



The PowerScan™ PD8590-DPM Imager is an ultra-high performance, rugged handheld reader specifically designed for Direct Part Marking applications. With a perfect combination of embedded multiple lighting systems and aggressive decoding algorithms, the PD8590-DPM Imager is able to read any challenging code marked with DPM. The embedded Multi-Axis Lighting technology creates an even illumination on all surfaces, including flat, shiny, curved or codes marked with dot peening, and ensures reliable reading.


FEATURES & BENEFITS

- Multi-axis illumination technology
- Aggressive decoding of codes marked with DPM
- Industrial and rugged design

APPLICATIONS

- Work in progress
- Sub assembly
- Component tracking
- Quality control

PowerScan™ 8300 Series



The PowerScan™ PM8300 cordless laser scanners are Datalogic's premium line of rugged industrial handheld data collection products for linear codes. The PowerScan PM8300 series includes different models able to satisfy all customers' needs; the PM8300 is the basic cordless model; the PM8300-D intermediate model includes a display and 3-key keypad; and the ultimate PM8300-DK model features a display and a full 16-key keyboard. Optics available in standard range, high density and wide angle.

FEATURES & BENEFITS

- 100% Compatible with Datalogic's STAR Cordless System™
- Datalogic 3GL™ and loud beeper for good read feedback
- User replaceable lithium-ion battery

APPLICATIONS

- Manufacturing shop floor functions, such as:
 - Work in progress
 - Sub-assembly
 - Component tracking
 - Quality control


INDUSTRIAL HANDHELD DEVICES



PowerScan™ 9500 Series



PowerScan™ PD8590-DPM



PowerScan™ 8300 Series

READING DISTANCE (MIN / MAX)	0 to over 1m (0 to over 39.4 in) depending on code resolution	0 to 5.1 cm (0 to 2.0 in)	0 to over 12 m (0 to over 39.4 ft) depending on code resolution
SENSOR	CMOS sensor SXGA (1280x1024) 1.3 MP	CMOS sensor SXGA (1280x1024) 1.3 MP	Laser
SCAN RATE	60 scan/sec	▪	35 scan/sec
VARIABLE FOCUS	Liquid lens autofocus system	▪	▪
READING ANGLE	Pitch: +/- 40°; Roll (Tilt): 360°; Skew (Yaw): +/- 40°	Pitch: ±30° Skew: ±30° Rot.Tolerance: ±180°	Pitch: 5 to 55° / -5 to -55°; Roll (Tilt): +/- 20°; Skew (Yaw): +/- 60°
MULTILABEL READING	Yes	No	No
READABLE CODES	1D / Linear Codes: autodiscriminates all standard 1D codes including GS1 DataBar™ linear codes, 2D Codes Aztec Code; China Han Xin Code; Data Matrix; MaxiCode; Micro QR Code; QR Code, Postal Codes Australian Post; China Post; IMB; Japanese Post; KIX Post; Planet Code; Portuguese Post; Postnet; Royal Mail, Code (RM4SCC); Swedish Post, Stacked Codes, EAN/ JAN Composites; GS1 DataBar Composites; GS1 DataBar Expanded Stacked; GS1 DataBar Stacked; GS1 DataBar Stacked Omnidirectional; MacroPDF; MicroPDF417; PDF417; UPC A/E Composites	2D Codes: Data Matrix, QR Code, Micro QR Code STACKED Codes: PDF417, GS1 Databar (Composite & Stacked) 1D or Linear Codes: Code 39, Code 128, I2 of 5, UPC/EAN, Codabar, Code 93, BC 412	1D / Linear Codes: autodiscriminates all standard 1D codes including GS1 DataBar™ linear codes. Stacked Codes: Code 16K; Code 49; GS1 DataBar Expanded Stacked; GS1 DataBar Stacked; GS1 DataBar Stacked Omnidirectional
CASE MATERIAL	ABS	ABS	ABS
DIMENSIONS (TYPICAL VALUE)	212 x 110 x 74 mm (8.3 x 4.3 x 2.9 in)	180 x 63 x 114 mm (7.09 x 2.48 x 4.49 in)	207 x 114 x 69 mm (8.1 x 4.5 x 2.7 in)
WEIGHT	330.0 g (11.6 oz)	204 g (7.2 oz) not including cable	295.0 g (10.4 oz)
TEMPERATURE RANGE	Operating: -20 to 50 °C / -4 to 122 °F	0 to 50 °C (32 to 122 °F)	Operating: -30 to 50 °C / -22 to 122 °F
VOLTAGE SUPPLY / CURRENT ABSORPTION	5 VDC +/- 10%; 335 mA (operating typical)	5 VDC ; 500mA	4 - 30 VDC / Operating (typical): D8330: 420 mA @ 4 V; 310 mA @ 5 V; 62 mA @ 30 V
IP RATING	IP65	--	IP65
MODELS (OPTIC OPTIONS)	HP (liquid lens autofocus); DPM	--	Standard, Autorange
MODELS (COMMUNICATION OPTION)	Corded, Cordless (Datalogic STAR Cordless System)	Corded only	Corded, Cordless (Datalogic STAR Cordless System)
EMBEDDED COMMUNICATION INTERFACES	USB, RS232, KBD emulation (+ Ethernet on the cordless model)	USB, RS232	USB, RS232, KBD emulation
RADIO RANGE (CORDLESS MODELS)	up to 100 m (open air)	--	up to 50 m (open air)
ETHERNET	On the cradle for the cordless model	▪	▪
DEVICE PROGRAMMING	barcode, Aladdin	barcode, ESP (Easy Setup Program)	barcode, Aladdin

LINEAR IMAGERS

NVS9000™



The NVS9000™ is an industrial high-end camera system, designed to drastically improve the productivity of postal, mail order and distribution companies. NVS9000™ embeds the latest and most powerful camera technology on the market into a modular, easy and reliable product. The NVS9000™ delivers top reading performance, simple integration, easy installation and top industrial reliability for a very low customer total cost of ownership.

FEATURES & BENEFITS

- Excellent reading performance for higher system throughput
- Extended Field of View: 1400mm (55")
- High reading performance on high speed conveyors: 4.8m/s (945 fpm)
- Reduced overall System Dimension: 2.2m (7ft)
- Integration with dimensioning and scale system and laser systems
- Easy installation by a single installer in few hours
- STOP & GO FUNCTION for higher read rate and simpler control

APPLICATIONS

FACTORY AUTOMATION APPLICATIONS

Warehousing: Sorting and Shipping Process

TRANSPORTATION AND LOGISTICS APPLICATIONS

Garment and multimedia sorting, postal/courier sorting, high speed retail distribution sorting, reverse logistics processes, OCR and video-coding, shipping / receiving systems

AV6010



The AV6010 is a high-performance, long-range camera bar code reader. The AV6010 provides outstanding image quality and performance for the most demanding 1D and 2D symbologies, combined with the highest reliability and easiest installation in the industry.

FEATURES & BENEFITS

- Read rate 99.9% for Grade A labels and highest possible read rates on good and fair quality codes
- Virus-free operating system (Linux)
- Integrated dimensioning, certified Legal-for-Trade
- Integrated Side-by-Side detection
- Auto-calibration Wizard reduces total commissioning set-up time

APPLICATIONS

FACTORY AUTOMATION APPLICATIONS

Warehousing: Sorting and Shipping Process

TRANSPORTATION AND LOGISTICS APPLICATIONS

Garment and multimedia sorting, postal/courier sorting, high speed retail distribution sorting, reverse logistics processes, OCR and video-coding, shipping / receiving systems

TC1200



The TC1200 features state-of-the-art, CCD technology and sets a new standard in the auto-ID market for OEM and entry-level factory automation applications. Utilizing the innovative CCD technology, the TC1200 offers excellent reading performance, great decoding capability, and outstanding product reliability as well as ease of use with an HMI interface. The TC1200 is also available as a part of the Scan Engine package, a useful solution for applications where the CCD reader is applied inside a machine.

FEATURES & BENEFITS

- Linear CCD technology
- Excellent reading performance on bad label codes
- Very high resolution - codes up to 3 mils
- Serial and USB standard Interface
- Easy set up with Aladdin software tools and programming bar code label applications

APPLICATIONS

FACTORY AUTOMATION APPLICATIONS

Electronics: WIP Control, Test Tracking,

Parts Traceability and Control

Automotive: WIP Control, Parts Traceability


Pharmaceutical: Primary Package Verification, Track and Trace

Warehousing: Tote Tray Identification

OEM APPLICATIONS

Lab automation & biomedical analysis machines, self-service kiosks, automatic teller machines, game and lottery machines

LINEAR IMAGERS



	NVS9000™	AV6010	TC1200
READING DISTANCE (MIN / MAX)	up to 1400 mm (55.12 in)	1120 - 3050 mm (44.09 - 120.08 in) with 110mm lens	50 - 450 mm (1.97 - 17.72 in)
MAX RESOLUTION	110 - 260 DPI (application dependant)	250 DPI	up to 0.10mm (4 mils)
SCAN RATE	33000 scans/s (33 kHz)	19000 scans/s (19 kHz)	320 scans/s
OCR & VIDEO-CODING FUNCTIONS	✓	✓	✗
IMAGER SENSOR FEATURES	Linear CCD 8K sensor (8192 pixels)	Linear CCD 8K sensor (8192 pixels)	Linear CCD Technology
MULTILABEL READING	✓	✓	Up to 10 different symbologies during the same reading phase
READABLE CODES	All Standard 1D & 2D symbologies	All Standard 1D & 2D symbologies	EAN/UPC, Code 39, Code 32, Code 128, GS1-128, ISBT 128, Interleaved and Standard 2 von 5, Codabar, ABC Codabar, GS1 Databar (OmniDir., Limited, Expanded), Code 93, Code 11, MSI
VOLTAGE SUPPLY / POWER CONSUMPTION	24 VDC; 360 - 450 W	115/230 VAC, 50/60 Hz; 450 - 800 VA	5 VDC - 1.75 W
IP RATING	IP65	IP65	IP 64
TEMPERATURE RANGE	0 to 50 °C (32 to 122 °F)	0 to 50 °C (32 to 122 °F)	0° - 50 °C (32 - 122 °F)
CASE MATERIAL	Aluminum die-casting	CAMERA: Rigid cast aluminum chassis with powder-coated aluminum access covers RANGEFINDER: Powder-coated extruded aluminum	ABS Industrial Enclosure
DIMENSIONS	SHORT: 845 x 400 x 237 mm (33.27 x 15.75 x 9.33 in) MED: 1150 x 400 x 237 mm (45.28 x 15.75 x 9.33 in) LONG: 1480 x 400 x 237 mm (58.27 x 15.75 x 9.33 in)	SHORT: 283 x 832 x 389 mm (11.14 x 32.76 x 15.31 in) LONG: 283 x 1137 x 389 mm (11.14 x 44.76 x 15.31 in) RANGEFINDER: 138 x 83 x 915 mm (5.43 x 3.27 x 36.02 in)	57 x 31 x 50 mm (2.24 x 1.22 x 1.97 in)
WEIGHT	11 kg (24.25 lb)	SHORT/LONG: 30.8 kg (67.9 lb) / 37.1 kg (81.79 lb) RANGEFINDER: 8.2 kg (18.08 lb)	RS232:120g (4.23 oz)
EMBEDDED COMMUNICATION INTERFACES	USB port, VGA port, Ethernet Gb,C-link, RS232/RS485 full duplex up to 115.2 Kbit/s (optoisolated)	Gigabit Ethernet TCP/IP (RJ45), Serial RS232/422 (9-pin 'D')	RS232 or USB
DIGITAL INPUTS	Presence sensor input, speed sensor input	One cable connects all components through a dedicated network providing the tach, trigger and sync signals	One (trigger input), optocoupled, polarity insensitive
DIGITAL OUTPUTS	4 Input / 4 Output NPN or PNP open collector input/output, optoisolated	1 SYNC Input; 1 SYNC Output	Two (software programmable), optocoupled, MAX Voltage=30V, MAX Current=30mA
IMAGE SAVING FUNCTION	✓	✓	✗
ETHERNET	✓ Embedded	✓ Embedded	✗
DEVICE PROGRAMMING	VCS Supervisor SW provides diagnostics and statistics with a very intuitive visual on screen information	Setup with standard Browser (Explorer, Chrome, Firefox) SW	Aladdin SW and Programming Bar Code Labels
TUNNEL CONFIGURATIONS	From 1-side to 6-sides configurations	From 1-side to 6-sides configurations	✗
MODULATED LIGHT TECHNOLOGY	✓	✓	✗
DIMENSIONING FUNCTION	✓ with external device	✓	✗

2D IMAGERS MULTIPLE HEADS SOLUTIONS

STS 400™



STS400™ is a state-of-the-art solution for tire sorting. With an extremely compact and self-contained structure, this solution excels in delivering top reading performance with simple, user-friendly installation and maintenance. STS400™ is pre-assembled and calibrated, making integration into a tire sorting system quicker than ever. In less than one hour, with no special tools or training, the STS400™ can go from the shipping carton to reading tires in the production line.

FEATURES & BENEFITS

- Easy to install (100% pre-assembly calibration) and maintain
- Simple and lean: regulated render layout, eliminating articulated mounting patterns
- Long-term reliability with no moving on-board
- Compatible with changing requirements, such as code heights and cd codes

APPLICATIONS

FACTORY AUTOMATION APPLICATIONS

Tires: Final Inspection, Sorting & Shipping, Final Finishing and Inspection, Curing Process Control, Labeling Verification

Pharmaceutical: Secondary Package Control

Warehousing: Sorting and Shipping Process

2D IMAGERS MULTIPLE HEADS SOLUTIONS



	STS 400™- Passenger Light Truck Tires	STS 400™- Commercial Vehicle Tires
READING DISTANCE (MIN / MAX)	890 - 1140 mm (35 - 44.9 in)	880 - 1280 mm (34.6 - 50.4 in)
READING WIDTH mm (inch) n° 6 HEADS	945 mm (37.2 in)	945 mm (37.2 in)
READING WIDTH mm (inch) n° 7 HEADS	1085 mm (42.7 in)	1085 mm (42.7 in)
READING WIDTH mm (inch) n° 8 HEADS	1225 mm (48.2 in)	1225 mm (48.2 in)
SENSOR	CCD sensor UXGA (1600x1200) 2 MP	CCD sensor UXGA (1600x1200) 2 MP
FRAME RATE	15 frames / s	15 frames / s
MAX RESOLUTION	0.30mm (12 mils)	0.35mm (14 mils)
READABLE CODES	1D and Stacked: IL 2/5, Code 128, Code 39, Code 32, MSI, Std 2 of 5, Matrix 2 of 5, Interleaved 2 of 5, Codabar, Code 93, EAN/UPC, PDF417, Micro PDF417, Pharmacode, GS1 DataBar (RSS) family, Composite Symbologies 2D: Data Matrix ECC200, QR Code, Micro QR, Maxicode, Aztec Code Postal: Australia Post, Royal Mail 4 State Customer, Kix Code, Japan Post, Planet, Postnet, Intelligent Mail, Swedish Post	1D and Stacked: IL 2/5, Code 128, Code 39, Code 32, MSI, Std 2 of 5, Matrix 2 of 5, Interleaved 2 of 5, Codabar, Code 93, EAN/UPC, PDF417, Micro PDF417, Pharmacode, GS1 DataBar (RSS) family, Composite Symbologies 2D: Data Matrix ECC200, QR Code, Micro QR, Maxicode, Aztec Code Postal: Australia Post, Royal Mail 4 State Customer, Kix Code, Japan Post, Planet, Postnet, Intelligent Mail, Swedish Post
CODE ORIENTATION	Omnidirectional on any code type	Omnidirectional on any code type
MULTILABEL/MULTICODE READING	✓	✓
VOLTAGE SUPPLY / CURRENT ABSORPTION	24 VDC ; 1.35 A	24 VDC ; 1.71 A
IP RATING	IP65	IP65
TEMPERATURE RANGE	0 - 50 °C (32 - 122 °F)	0 - 50 °C (32 - 122 °F)
CASE MATERIAL	Aluminum	Aluminum
ARRAY OVERALL DIMENSIONS (TYPICAL VALUE)	STS400-006: 785 x 223 x 149 mm (30.91 x 8.78 x 5.87 in.)	STS400-106: 800 x 241 x 176 mm (31.50 x 9.49 x 6.93 in)
WEIGHT	STS400-006: 10 kg (22.05 lb)	STS400-106: 10 kg (22.05 lb)
EMBEDDED COMMUNICATION INTERFACES	RS232/RS422/RS485 Ethernet IEEE 802.3 10 Base T and IEEE 802.3U 100 BaseTX compliant	RS232/RS422/RS485 Ethernet IEEE 802.3 10 Base T and IEEE 802.3U 100 BaseTX compliant
ID-NET™ INTERFACE	✓	✓
FIELDBUS	✓ Available with external device	✓ Available with external device
ETHERNET	✓ Embedded	✓ Embedded
XPRESS INTERFACE™	✓	✓
DIGITAL INPUTS	Input 1 (External Trigger) Input 2 Opto-coupled and polarity insensitive	Input 1 (External Trigger) Input 2 Opto-coupled and polarity insensitive
DIGITAL OUTPUTS	Output 1 and Output 2 Opto-coupled	Output 1 and Output 2 Opto-coupled
DEVICE PROGRAMMING	VisiSet™ setup SW (Windows™ based) Serial Host Mode Programming sequences	VisiSet™ setup SW (Windows™ based) Serial Host Mode Programming sequences

DM3610



The DM3610 is an ultra-high performance, in-motion, overhead dimensioning unit that automatically measures the length, width, and height of packages as they are transported on a conveyor. The DM3610 is certified in legal-for-trade applications and performs highly accurate measurements, making it perfect solution for spatial management applications.

FEATURES & BENEFITS

- Accuracy of $\pm 5\text{mm}$ (0.2in) at transport speeds up to 3.1 m/s (620 fpm)
- Exclusive Find-Belt functionality allows for 'one button' setup and plug-and-play operation
- Simple parameter backup and upload simplifies field replacement

APPLICATIONS

FACTORY AUTOMATION APPLICATIONS

Warehousing: Sorting and Shipping Process

TRANSPORTATION AND LOGISTICS APPLICATIONS

Revenue recovery for Courier/Express/Parcel, trailer load planning, automated manifesting systems, side-by-side package detection, airports out-of-gauge baggage check

DIMENSIONER



DM3610

DIMENSIONING ACCURACY <ul style="list-style-type: none"> ▪ NTEP ▪ OIML 	$\pm 0.2''$ for length and width and $\pm 0.1''$ for height ± 5 mm for length, width and height
MAX CONVEYOR SPEED	up to 3.2m/s
CASE MATERIAL	Aluminum
MAX PARCEL DIMENSIONS	2500 x 1200 x 900 mm (98 x 48 x 36 in)
WEIGHT	5.5 kg (12.13 lb)
OVERALL DIMENSIONS (TYPICAL VALUE)	259 x 152 x 175mm (11 x 6 x 6.9 in)
MOUNTING DIMENSIONS (TYPICAL VALUE)	340 x 182 x 281mm (13.39 x 7.15 x 11.07 in)
TEMPERATURE RANGE	-10° - 50 °C (14 - 122 °F)
VOLTAGE SUPPLY / POWER CONSUMPTION	24 VDC; 19 - 75 W
IP RATING	IP65
EMBEDDED COMMUNICATION INTERFACES	Ethernet (TCP/IP), RS232 / RS422
DIGITAL INPUTS / OUTPUTS	(1) Tachometer, (1) Trigger, (2) SW programmable general purpose
OPTIONS	Side-by-side package detection, irregulars, out-of-gauge detection
COMPLIANCES	UL, cUL, FCC (Class A) CE
ETHERNET	✓
CERTIFICATION	NCWM/NTEP Certified, OIML/MID, Measurement Canada
DEVICE PROGRAMMING	On board HTML web server interface

SC4000



The SC4000 is an industrial controller designed for high speed data collection in an ID-NET™ network of Datalogic's 1D and 2D bar code readers. The SC4000 offers high communication performance and connectivity to the most common fieldbus systems through a complete range of module.

FEATURES & BENEFITS

- Open architecture allows connectivity to Ethernet TCP/IP, PROFIBUS, DeviceNet Ethernet/ IP and other common networks
- Complete network monitoring, statistics and diagnostics through optional WebSentinel™ software
- Multi-language display and keypad for network monitoring
- Embedded Backup and Restore feature
- Visible LED indicators and Power on/off switch
- Multi-language Genius™ configuration tool

SC6000



The SC6000 is Datalogic's ultimate industrial bar code controller specifically designed for omnidirectional multi-side reading tunnels. It offers all the necessary computational resources for very challenging applications where throughput, reliability and availability are key factors. The SC6000 offers a wide range of communication interfaces to satisfy all the most common demands. Ethernet, always available, can be combined to PROFIBUS and DeviceNet interfaces.

FEATURES & BENEFITS

- DARP™ (Datalogic Automatic Procedure) function
- Multi-language GENIUS™ configuration tool
- Display and 6 keypads for diagnostics/statistics
- Built-in Ethernet, PROFIBUS and DeviceNet connectivity

CBX100



The CBX100 and CBX500, part of the CBX series, are a connectivity devices designed to simplify and speed-up cabling operations during the installation of Datalogic Industrial Automation devices. The CBX100's modular concept and complete range of module options make installation, configuration and maintenance faster than ever.

FEATURES & BENEFITS

- Flexible mounting and simplified wiring to speed up installation
- Reliable Backup and Restore features
- Open architecture allows connectivity to Ethernet TCP/IP, PROFIBUS, DeviceNet Ethernet/ IP and other common networks
- Multilanguage display for easy monitoring and troubleshooting
- Visible led indicators and power on/off switch

CONNECTIVITY



SC4000

SC6000

CBX100

	SC4000	SC6000	CBX100
DIMENSIONS (TYPICAL VALUE)	193 x 180 x 71 mm (7.6 x 7.09 x 2.8 in)	193 x 180 x 71 mm (7.6 x 7.09 x 2.8 in)	128 x 138 x 62 mm (5.04 x 5.43 x 2.44 in)
WEIGHT	960 g (33.86 oz)	960 g (33.86 oz)	380g (13.40 oz)
VOLTAGE SUPPLY	10 to 30 VDC	10 to 30 VDC	10 to 30 VDC
POWER CONSUMPTION OR CURRENT ABSORPTION	5 W max	9 W max	2.5 W max
OPERATING TEMPERATURE	0 to 50 °C (32 to 122 °F)	0 to 50 °C (32 to 122 °F)	0 to 50 °C (32 to 122 °F)
PROTECTION CLASS	IP65	IP64	IP65
DISPLAY & KEYPAD	20 x 4 characters & 3 keys	20 x 4 characters & 6 keys	20 x 4 characters & 3 keys
EMBEDDED COMMUNICATION INTERFACES	Auxiliary: RS232 up to 115.2 Kbit/s Host Interface 1: RS232/RS485 up to 115.2 Kbit/s Host Interface 2: RS232/RS485 up to 115.2 Kbit/s ID-NET™ port up to 1 Mbps Optional Host Interface modules	Auxiliary: RS232 up to 115.2 Kbit/s Main: RS232/RS485 up to 115.2 Kbit/s, optocoupled Modem: RS232 Ethernet Ethernet and Profibus Ethernet and DeviceNet Ethernet and Ethernet	•
COMMUNICATION PROTOCOL	Datalogic Application Driver (DAD Driver)	Datalogic Application Driver (DAD Driver)	Datalogic Application Driver (DAD Driver)
DIGITAL INPUTS	Two SW programmable, optocoupled and polarity insensitive	3 inputs/6 outputs, optocoupled 3 inputs (TACH, PS, PS AUX), optocoupled	Input 1(External Trigger) Input 2 Opto-coupled and polarity insensitive
DIGITAL OUTPUTS	Three SW programmable optocoupled	3 outputs	Output 1 and Output 2 Opto-coupled
DEVICE PROGRAMMING	Genius™ (Windows™ based) SW Serial Host Mode Programming sequences	Genius™ (Windows™ based) SW Serial Host Mode Programming sequences	HW Switches, Genius™, VisiSet™
COMPATIBLE DEVICES	DS2100N, DS2400N, DS4800, Matrix 210, Matrix 300™, Matrix 410™, Matrix 450™	DS6300, DS6400, DX6400, DS8100A, DX8200A	DS2100N, DS2400N, DS4800, DS6300, DS6400, DX6400, DS8100A, DX8200A, DM3610, MATRIX 210™, MATRIX 300™, MATRIX 410™, MATRIX 450™

CBX500



The CBX100 and CBX500, part of the CBX series, are a connectivity devices designed to simplify and speed-up cabling operations during the installation of Datalogic Automation devices. The CBX100's modular concept and complete range of module options make installation, configuration and maintenance faster than ever.

FEATURES & BENEFITS

- Flexible mounting and simplified wiring to speed up installation
- Reliable Backup and Restore features
- Open architecture allows connectivity to Ethernet TCP/IP, PROFIBUS, DeviceNet Ethernet/ IP and other common networks
- Multilanguage display for easy monitoring and troubleshooting
- Visible led indicators and power on/off switch

CBX800



The CBX800 industrial connectivity device serves as a gateway, connecting devices equipped with a standard RS232 communication interface to the most common fieldbus systems, through a complete range of option module options, in addition to an ID-NET™ high speed communication network.

FEATURES & BENEFITS

- Serial to Fieldbus / Ethernet TCP/IP/ID-NET™ industrial gateway
- Open architecture provides interface to Ethernet TCP/IP, PROFIBUS, DeviceNet Ethernet/IP and other common networks
- Visible led indicators and power on/off switch
- Multilanguage Genius™ configuration tool
- Flexible mounting and simplified wiring to speed up installation

QL500-QLM500/600/700



The Quick Link series, available in 5 different models, is a complete range of accessories for connectivity dedicated to 1D and 2D bar code readers. Quick Link accessories offer an easy, fast, modular and cost-effective solution for the applications where "plug-in" connection is preferable.

FEATURES & BENEFITS

- Easy, fast, modular connection for ID-NET™ Network
- Distribution on separate connectors of Power Supply, External Trigger, ID-NET™ network, Digital I/O and Communication signals
- Serial-to-Ethernet TCP/IP protocol conversion through QL500 module.
- Cost effective solution
- Compact dimensions

APPLICATIONS

- Manufacturing
- Shop Floor
- Warehousing

CONNECTIVITY



CBX500



CBX800



QL-QLM

DIMENSIONS (TYPICAL VALUE)	193 x 180 x 71 mm (7.6 x 7.09 x 2.8 in)	193 x 180 x 71 mm (7.6 x 7.09 x 2.8 in)	QL300: 129x76x27 mm (5.08 x 2.99 x 1.06 in) QLM500/600/700: 200x81x40 mm (7.87x3.19x1.57 in)
WEIGHT	780g (27.51 oz)	830g (29.28 oz)	QL300: 312g (11 oz) QLM: 500g (17.64 oz)
VOLTAGE SUPPLY	10 to 30 VDC	10 to 30 VDC	10 to 30 VDC
POWER CONSUMPTION OR CURRENT ABSORPTION	2.5 W max	2.5 W max	4 A max
OPERATING TEMPERATURE	0 to 50 °C (32 to 122 °F)	0 to 50 °C (32 to 122 °F)	0 to 50 °C (32 to 122 °F)
PROTECTION CLASS	IP65	IP65	IP65
DISPLAY & KEYPAD	20 x 4 characters & 3 keys	▪	▪
EMBEDDED COMMUNICATION INTERFACES	▪	Auxiliary: RS232 up to 115.2 Kbit/s Data Source: RS232 up to 115.2 Kbit/s Host Interface: RS232/RS485 up to 115.2 Kbit/s ID-NET™ port up to 1 Mbps Optional Host Interface modules	Ethernet, EtherNet/IP, Profibus, PROFINET (depending on model)
COMMUNICATION PROTOCOL	Datalogic Application Driver (DAD Driver)	Datalogic Application Driver (DAD Driver)	▪
DIGITAL INPUTS	Input 1(External Trigger) Input 2 Opto-coupled and polarity insensitive	Input 1(External Trigger) Input 2 Opto-coupled and polarity insensitive	Input 1(External Trigger)
DIGITAL OUTPUTS	Output 1 and Output 2 Opto-coupled	Output 1, Output 2 and Output 3 Opto-coupled	N° 1 I/O
DEVICE PROGRAMMING	HW Switches, Genius™, VisiSet™	Genius™ (Windows™ based) SW Serial Host Mode Programming sequences	▪
COMPATIBLE DEVICES	DS2100N, DS2400N, DS4800, MATRIX 200™, MATRIX 400™	(including 3rd Party)	DS2100, DS2400, DS4800, Matrix 210™, Matrix 300™, Matrix 410™, Matrix 450™



2025-2026 *Journal of the American Veterinary Medical Association* |  | www.avma.org



HEADQUARTERS

Datalogic Automation Srl

Via Lavino, 265
40050 Monte San Pietro - Bologna - Italy
Tel. +39 051/6765611
Fax +39 051/6759324
info.automation.it@datalogic.com

BRANCHES AND SALES OFFICES

EUROPE BENELUX

Datalogic Automation Benelux

Newtonweg 3
4104 BK Culemborg
The Netherlands
Tel. +31 345/589489
Fax +31 345/511419
info.automation.nl@datalogic.com

FRANCE

Datalogic Automation Srl

Succursale en France
Le Parc Technologique de Lyon
333 cours du 3ème Millénaire - Le Pôle
69800 Saint Priest
Tél. +33 (0)4/72476180
Fax +33 (0)4/72470721
info.automation.fr@datalogic.com

GERMANY

Datalogic Automation Srl

Niederlassung Central Europe
Carl-Zeiss Str. 31
73230 Kirchheim/Teck
Tel. +49 (0)7021/509700
Fax +49 (0)7021/5097029
info.automation.de@datalogic.com

ITALY

Datalogic Automation Srl

Via Lavino, 265
40050 Monte San Pietro - Bologna
Tel. +39 051/6765611
Fax +39 051/6759324
info.automation.it@datalogic.com

Datalogic Automation Srl

LASER MARKING
Via Le Gorrey, 10
11020, Donnas - Aosta
Tel. +39-0125-8128201
Fax +39-0125-8128401
info.automation.it@datalogic.com

Via Dell'Industria 20, 21018
Sesto Calende - Varese
Tel. +39-03319180601
Fax +39-03319180801
info.automation.it@datalogic.com

SPAIN

Datalogic Automation Iberia

Sucursal en España
C/Samontà, 21 Planta baja, Local 0
08970 Sant Joan Despí - Barcelona
Tel. +34 (0)93/4772059
Fax +34 (0)93/4777272
info.automation.es@datalogic.com

NORDIC

Datalogic Automation AB

Höjdrodergatan 21
21239 Malmö - Sweden
Tel. +46 (0)40/385000
Fax +46 (0)40/385001
info.automation.se@datalogic.com

UNITED KINGDOM

Datalogic Automation UK

Datalogic House
Dunstable Road, Redbourn - Hertfordshire
AL3 7PR
Tel. +44 (0) 1582 791750
Fax +44 (0) 1582 791769
info.automation.uk@datalogic.com

NORTH AMERICA

Datalogic Automation Inc

511 School House Road
Telford, PA 18969-1196 - United States
Tel. +1-800-BAR-CODE or +1-215-723-0981
Fax +1-215-721-5551
info.automation.us@datalogic.com

Datalogic Automation Inc

MACHINE VISION
5775 W Old Shakopee Rd
STE 160, Bloomington, MN 55437
United States
Tel. +1-952-996-9500
Fax +1-952-996-9501
info.automation.us@datalogic.com

APAC

AUSTRALIA-NEW ZEALAND

Datalogic Automation Pty Ltd

Unit 130, 45 Gilby Road
Mt Waverley - Victoria, 3149 - Australia
Tel. +61 (0)3/95589299
Fax: +61 (0)3/95589233
info.automation.au@datalogic.com

CHINA

Datalogic Automation Asia

Floor 20, Room 2017, Building 2,
16 West Nan San Huan Road
Fengtai District, Beijing
Tel: +86 (0)21-5836 6692
Fax: +86 (0)21-5836 6695
info.automation.cn@datalogic.com

Suite 1301, Hua Rong Plaza,
1289 South Pudong Road, Pudong District
Shanghai 200120
Tel: +86 (0)21-5836 6692
Fax: +86 (0)21-5836 6695
info.automation.cn@datalogic.com

Room 1104B, 5#Tower, Fantasta MIC Plaza,
West Nanhai Road, Nanshan District,
518054 Shenzhen, Guangdong, China
Tel: +86 (0)755-8629 6779
Fax: +86 (0)755-8628 1280
info.automation.cn@datalogic.com

1202, Excellence Build, 128 Yanji Road,
Shibei District, Qingdao, China
Tel: +86 532 55787889
Fax: +86 532 55787890

JAPAN

Idec Datalogic Co. Ltd

10-40, Mikuni-Honmachi 1-Chome,
Yodogawa-ku, Osaka 532 0005
Tel. +81(6) 6398/3200
Fax +81 (6) 6398/3202
www.idljp.com



Rev. 01_03/2014



9C514400E

Product and Company names and logos referenced may be either trademarks or registered trademarks of their respective companies. We reserve the right to make modifications and improvements.



DATALOGIC
THE VISION IS YOURS

www.datalogic.com