



isata

F-SERIES TOURING SEDAN



ISATA IF270 & 274

**Beauty. And the beast.**

Isata F-Series Touring Sedans come in a variety of sizes. All are beautiful to look at with amply appointed luxury amenities. The most practical models are the IF270 and 274. These popular floorplans pamper you with comfort, convenience and luxury, but are smaller and easier to drive than bus-type motorhomes. Add in the sophisticated styling of these models and you see the beauty.

But when you're driving, fasten your seatbelts. Because beneath all this beauty is a beast that's raring to roar and packing a superhorsepower punch thanks to its Ford® F550 Triton V-10 362-hp gas engine. Or you can choose the optional 6.0L Power Stroke® V-8 turbo diesel 325-hp engine with 570 lb./ft. of torque. And any version you choose will blow the gaskets off what a typical Class C motorhome offers.

The IF270 and 274 are ideal for couples or small families looking for a luxurious, easy driving, highly mobile vehicle for short vacations, overnights, day trips and even entertaining at sporting events. And because these models are much more maneuverable than other comparable motorhomes, you can drive them on back roads and winding highways to more out-of-the-way destinations.

The IF270 offers a comfortable living area with a full dinette and a Flexsteel® sofa. The sofa transforms into a cozy queen size air mattress bed. There's a large galley and lots of room for major entertaining.

The IF274 provides even more. All the comfort you crave, and plenty of room for social get-togethers. Plus, there is a convenient double corner bed and an optional Flexsteel Hide-A-Bed sofa that give you two excellent sleeping areas.

Just think – no more hotel rooms. The rear corner double bed is large and comfortable, plus it's a quiet place to unwind if you want to take a break after a long drive or a day's adventure.



Desert Sand/Natural Cherry



This living area is open, airy and totally luxurious.

ISATA IF310 & 312



Bigger is better. (For sleeping purposes anyway.)

Whether you're a daytripper, a weekend warrior or extended vacationer the Isata IF310 and 312 are excellent choices. Bigger, more comfortable full time beds and bigger storage areas accommodate longer trips. And there is ample luxury and comfort all around.

Cabernet



Stoney Ridge/Natural Cherry



Space expands inside your IF310 or 312 with huge slideouts. Choose the IF310 with a slideout in the living area and one in the bedroom. Or, choose the IF312 with a slideout in the living area only. Plus a spacious cockpit offers easier access and more leg room for driver and passengers.

A

A. There's more luxury here. More abundant comfort. More sumptuous fabrics and upholstery. More beautiful hardwood cabinetry and molding. More storage, both outside and in.

B. Twin 32-inch X 76-inch beds in the center of the coach are surprisingly large. And they're long, too, to accommodate someone who is very tall.

C. The rear bedroom offers a large, comfy walkaround queen size bed. Plus an optional Flexsteel® Hide-A-Bed Sofa in the living area adds even more sleeping comfort.

D. The Isata F-Series offer large, roomy baths with one-piece fiberglass showers with skylights. They also feature brand name Corian® lavatories and deluxe medicine cabinets with hardwood cabinetry all around.

B




Desert Sand/Natural Cherry

C



Stoney Ridge/Natural Cherry

D



Desert Sand/Natural Cherry

ISATA IF255



The definition of luxury travel.

The spacious cabin of the IF255 is perfect for entertaining friends, resting between antique hunts, tailgating at football games or hanging out at the racetrack. You'll enjoy a wealth of amenities such as a Flexsteel® Hide-A-Bed Sofa, a dinette that easily converts to a comfortable double bed and a 30-inch cable-ready TV as you travel from here to there. And the spacious bathroom eliminates the need for extra stops as you travel.

Desert Sand/Stained Cherry



Every detail inside the IF255 has a unique sense of style. With plush, color coordinated ultraleather captain's driver and passenger chairs. The cockpit chairs offer six-way power for ultimate comfort. The feature-packed amenities include high quality entertainment systems inside and out, a 30-inch flat screen television, Sony® DVD/CD player with Surroundsound® and more. The huge rear storage trunk readily holds up to 14-cubic feet of travel gear. That will keep you in gear for weeks.

A



Desert Sand/Natural Cherry


A. The beautiful dinette changes to a comfy bed for overnight sleeping accommodations (or option a second sofa bed). Look under the dinette bench seat and you'll find a built-in cooler for cold drinks.

B. The convenient wet bath features a toilet, sink and shower. Plus, you'll find an elegant mirror on the bathroom door.

B



EXTERIOR FEATURES



Incredible storage. All Isatas offer a ton of storage space outside and in. Two extra large side compartments and a huge rear trunk hold 5.5 to 7.5- cubic feet of everything you need for your trip. And they're lockable. Features seamless-molded fiberglass liner and steel reinforcing straps for added strength.

Hydraulic leveling jacks. Four semi-automatic leveling jacks are standard on all Isatas. They make sure your unit is level – and performs leveling fast, safe and easy.

Spacious cockpit. There is considerable room in the Isata cockpits, especially more leg room for taller passengers. Plus, you'll find more safety in the cockpit, too, since Isata's engine is in the front. It helps create a larger crush zone. Option the state-of-the-art GPS navigation system and you'll never be lost again.

Smooth riding DynaRide™ All Isatas are equipped with Dynamax's exclusive new DynaRide™ Air Suspension System for a remarkably smooth, car-like ride.

Contemporary paint packages.

The F-Series offers five eye-catching full-body paint packages. All feature automotive base coat/clear coat technology that's dramatic and contemporary.



DESERT SAND



GOLD FINCH



CABERNET



STONEY RIDGE



SAHARA

INTERIOR FEATURES

Elegant Interior Design Schemes.

Isata offers a beautiful variety of fabric, brand-name Armstrong® flooring, carpeting, solid wood cabinetry and upholstery (including "Soft Touch" ultraleather) design combinations. Pick and choose the ones that best fit your personality.



DESERT SAND



GOLD FINCH



CABERNET



STONE RIDGE





SAHARA




NATURAL MAPLE

STAINED CHERRY

NATURAL CHERRY



Cherry



Maple

High quality Flexsteel® Hide-A-Bed sofa. This very comfortable sofa transforms into an even more comfortable queen size air mattress bed.

Posi-Lock hardware on cabinets and drawers create a positive lock so no doors or drawers come open when the motorhome is being driven.

Advanced 30-inch flat screen TV offers the finest in television picture quality. See your favorite movies and TV shows like you've never seen them before.

Incredibly sophisticated sound system. A Sony® DVD/Surroundsound® system will get you and your guests tapping toes.

Color backup camera comes standard. Camera and monitor help make backing up more safe and secure. Plus they offer excellent picture quality and accurate color reproduction.

Beautiful hardwood floors in maple or cherry are an option that will give your Isata a warm, homey feel.

CLUB MAX

Benefits to the Max

One of the really neat benefits of being a Dynamax owner is membership in the Dynamax's owners club. We call it Club Max. You'll call it a great way to enjoy your new motorhome, as you spend fun time with other owners. It's also a great way to travel and socialize, especially at the Dynamax Rally, held every year. In addition to rallies and special events, there are many other benefits, including *To The Max*, the official news magazine of Club Max; a roadside assistance program; FMCA Membership; KOA value card; a lost key program; and much more. And, of course, the biggest benefit is the network of friends you will soon develop. The camaraderie and spirit of the Dynamax community is a special part of the experience. To learn more, just go to www.myclubmax.com or enter through the Dynamax web site: www.dynamaxcorp.com.



DYNAMAX
CORPORATION

A manufacturer of luxury touring vehicles

2745 Northland Dr • P.O. Box 1948 • Elkhart IN 46515

888-295-7859

www.dynamaxcorp.com

CHASSIS FEATURES

Standard Engine: Ford® F550 Ford® 6.8L 3-Valve Triton V-10 gas
 Standard Horsepower: 362-hp @ 4750 RPM
 Standard Torque: 457 lb./ft. @ 3250 RPM
 Optional Engine: 6.0L Power Stroke® V-8 Turbo diesel
 Optional Horsepower: 325-hp @ 3300 RPM
 Optional Torque: 570 lb./ft. @ 2000 RPM
 Transmission: Five-speed torque-shift overdrive
 Fuel tank: 40 gal. (59 gal. on diesel)
 Brakes: Power hydraulic disc (ABS)
 Front axle: 7,000
 Rear axle: 12,000
 Suspension (front): Coil with stabilizer bar
 Suspension (rear): DynaRide™ air suspension
 Rear axle ratio: 4.88
 Alternator: 140-amp
 Chassis batteries: 12-volt, 750 CCA/78-amp/hr. (dual diesel)
 Battery disconnect: Under hood
 Aluminum wheels: Optional
 Tires: Six 225/70R x 19.5 (spare optional)

EXTERIOR FEATURES

Paint: Gold Finch (black & gold)/ Cabernet (burgundy)/ Desert Sand (tan)/ Sahara (taupe)/ Stoney Ridge (grey & silver)
 Hydraulic jacks: Four-point semi-automatic leveling jacks (Fully-automatic optional)
 Standard hitch: 7,500-lb. capacity
 Optional hitch: 10,000-lb. capacity
 Standard awning: A&E® box awning
 Lighted grab handle
 External storage: Rear trunk/ fiberglass box and doors
 Spare tire: Optional (hitch mount)
 Power step at entry door
 Exterior gas grill option

GENERAL INTERIOR FEATURES

Décor: Gold Finch (black & gold), Cabernet (burgundy), Desert Sand (tan), Sahara (taupe), Stoney Ridge (grey & silver)
 Flooring: Deluxe sculpted carpet (living room & bedroom)/ Armstrong® (kitchen & bath)
 Flooring option: Hardwood
 Cabinets: Natural cherry/ Stained cherry/ Maple
 Deluxe, hidden cabinet hinges
 Posi-Lock door latches
 TV: 30" LCD, cable-ready/ satellite-prepped (auto or in-motion King Dome satellite optional)
 Deluxe residential style lighting
 Night floor lighting throughout
 Standard sound system: Sony® DVD/ Surroundsound® System
 Optional sound system: Bose® LS 18 DVD/ Surroundsound® System
 Deluxe vinyl padded ceiling
 Décor wallboard
 Window shades: Day/ night pleated
 Valence: Interior matched fabric lambrequin
 Standard sofa: Flexsteel® EZ Bed
 Optional sofa: Hide-A-Bed with air mattress (standard IF270)
 Fans: Fantastic® (rain sensor optional)
 Safety features: LPG-leak detector, 12-volt carbon-monoxide detector, smoke detector, fire extinguisher

KITCHEN FEATURES

Countertop: Corian® large double-bowl sink with cover
 Faucet: Single handle faucet with pull-out spray head
 Cooktop: Gas two-burner
 Convection microwave with range fan
 Refrigerator: Dometic® 8 cu. ft. (10 cu. ft. optional)
 Booth dinette with hardwood table (IF255, IF270)
 Sofa hardwood table (IF274, IF310, IF312)
 120-volt outlet and phone jack (at dinette)
 Flooring: Armstrong® (hardwood optional)

BATHROOM FEATURES

Countertop: Corian® lavatory top with integrated sink
 Flooring: Armstrong® (hardwood optional)
 Deluxe medicine cabinet
 One-piece fiberglass shower with skylight
 Toilet: Thetford® china
 Fantastic® vent fan

BEDROOM FEATURES

Sleeping: Varies by floorplan and options
 Bedroom TV: Choice of 15" or 19"
 Deluxe sculpted carpet
 Hardwood wardrobes
 Designer bedspread and pillows
 Night stand: Hardwood
 Fantastic® fan

DRIVER COMPARTMENT

Back up camera: Color (two side rear view cameras optional)
 GPS: Optional
 Auxiliary 12-volt in-dash receptacle
 Engine air conditioning
 Cockpit driver chair: Lexington® ultraleather – power
 Passenger chair: Lexington® ultraleather – power
 Power driver and passenger windows
 Power locks on cab entry doors
 Intermittent windshield wipers
 Radio: AM/FM/CD
 Mirrors: Black heated/ remote/ telescopic
 Tilt and telescoping steering column
 Cruise control
 Safety airbags: Driver and right front passenger
 Manual air-dump switch
 Full front cab sound insulation
 CB radio: Optional
 Overhead directional reading lights

Dash instrumentation: Speedometer, engine-hour meter, trip odometer, tachometer, oil pressure, coolant temp, fuel gauge, 4 upfitter switches
 Rear sonar: Optional
 Tire air pressure monitor: Optional

CONSTRUCTION HIGHLIGHTS

Floor: Heavy-duty 3" E-coated steel floor frame mounted on rubber isolators
 Walls: Sculptured, aerodynamic, fiberglass laminated sidewall panels
 Aluminum framing: Square-tube aluminum-framed sidewall with all wall penetrations box framed
 Windows: Panoramic bonded, tinted
 Roof: Square-tube aluminum-framed, one-piece radiused fiberglass
 Insulation (floor): R-11 solid block foam
 Insulation (sidewall & ceiling): R-8 solid block foam
 Cab: Steel safety cage surrounding transition from cab to coach
 Front transition aerodynamic fiberglass
 Molded-fiberglass rear-body cap
 Slide-outs: Living room – hydraulic, bedroom – electric with side cross flow vent windows

UTILITIES

Coach batteries: Two (2) Group 31 AGM, 210-amp/hr.
 Inverter: 1000 watt power (2000 watt optional)
 Power cord: 50-amp
 Generator: Onan® 4.0
 Coach battery disconnect switch by entry door
 Chassis battery disconnect switch under hood
 Furnace: 30,000 BTU Suburban® LP-gas
 Thermostat: Single, digital thermostat for heating & cooling
 Cooling: Single, low profile air conditioner – 13,500 BTU (15,000 BTU with heat pump optional)
 Insulated ceiling air ducts with controllable air vents
 Water heater: Six-gal. Suburban® LP-gas
 Water pump: 12-volt hi-capacity water pump
 Heated water and holding tanks

KEY DIMENSIONS		IF255	IF270	IF274	IF310	IF312
GVWR:		19,000 lb.	19,000 lb.	19,000 lb.	19,000 lb.	19,000 lb.
GCWR:	Gas:	20,000 lb.	20,000 lb.	20,000 lb.	20,000 lb.	20,000 lb.
	Diesel:	33,000 lb.	33,000 lb.	33,000 lb.	33,000 lb.	33,000 lb.
Overall Length:		26' 11"	28' 5"	28' 5"	31' 4"	31' 4"
Exterior Width:		8' 5"	8' 5"	8' 5"	8' 5"	8' 5"
Wheelbase:		194"	202"	202"	215"	215"
Overall Exterior Height:		10' 9"	10' 9"	10' 9"	10' 9"	10' 9"
(includes standard 13,500-BTU roof air conditioner)						
Interior Height:		6' 6"	6' 6"	6' 6"	6' 6"	6' 6"
Fuel Capacity:	Gas:	40 gal.	40 gal.	40 gal.	40 gal.	40 gal.
	Diesel:	59 gal.	59 gal.	59 gal.	59 gal.	59 gal.
Water Capacities:	Fresh	34 gal.	34 gal.	36 gal.	36 gal.	36 gal.
	Grey	32 gal.	35 gal.	32 gal.	32 gal.	32 gal.
	Black	26 gal.	32 gal.	26 gal.	26 gal.	26 gal.
LPG Capacity:		20.3 gal./68 lb.	20.3 gal./68 lb.	20.3 gal./68 lb.	20.3 gal./68 lb.	20.3 gal./68 lb.



A manufacturer of luxury touring vehicles

Actual towing capacity is dependent on your particular loading and towing circumstances, which includes GVWR, GAWR and GCWR, as well as adequate trailer brakes. Please refer to the Owners Manual of your vehicle for further information. Floor plans, features and specifications of the ISATA are subject to change without notice.

11/06/2.5M

©2006 Dynamax Corp.

CLUB MAX

Benefits to the Max

One of the really neat benefits of being a Dynamax owner is membership in the Dynamax's owners club. We call it Club Max. You'll call it a great way to enjoy your new motorhome, as you spend fun time with other owners. It's also a great way to travel and socialize, especially at the Dynamax Rally, held every year. In addition to rallies and special events, there are many other benefits, including *To The Max*, the official news magazine of Club Max; a roadside assistance program; FMCA Membership; KOA value card; a lost key program; and much more. And, of course, the biggest benefit is the network of friends you will soon develop. The camaraderie and spirit of the Dynamax community is a special part of the experience. To learn more, just go to www.myclubmax.com or enter through the Dynamax web site: www.dynamaxcorp.com.



A manufacturer of luxury touring vehicles

2745 Northland Dr • P.O. Box 1948 • Elkhart IN 46515

888-295-7859

www.dynamaxcorp.com