



ROLLS-ROYCE CONNECT GUIDE: WI-FI HOTSPOT

07/2021

ROLLS-ROYCE
MOTOR CARS

OVERVIEW ROLLS-ROYCE WI-FI HOTSPOT

5 steps to an effortless browsing experience

Rolls-Royce Wi-Fi Hotspot offers the following:

- Always on – the Internet makes life easier, not only at home and in the office, but also, and in particular, when you are on the move.
- Reliable, secure and fast - this is precisely what the Rolls-Royce Wi-Fi Hotspot delivers for up to 10 devices
- Powerful external antenna offers best possible reception and a more stable connection than a smartphone

Accessing the Rolls-Royce Wi-Fi Hotspot:

1. Vehicles need to be fitted with option Wi-Fi Hotspot (SA-6WD). Wi-Fi Hotspot is standard since MY18 in most European markets.
2. In the Vehicle: The customers connect their device to the Wi-Fi by entering the security code generated by the car.
3. The customer will be redirected to the HotSpot Drive website.
4. Initially, the customer must register.
5. The customer must purchase an access data package, select their method of payment and start using the service.

ACTIVATING THE ROLLS-ROYCE WI-FI HOTSPOT

1.



Select “Applications”
in your control
display.

2.



Select “Mange mobile
devices”

ACTIVATING THE ROLLS-ROYCE WI-FI HOTSPOT

3.



Select “Connect new device”

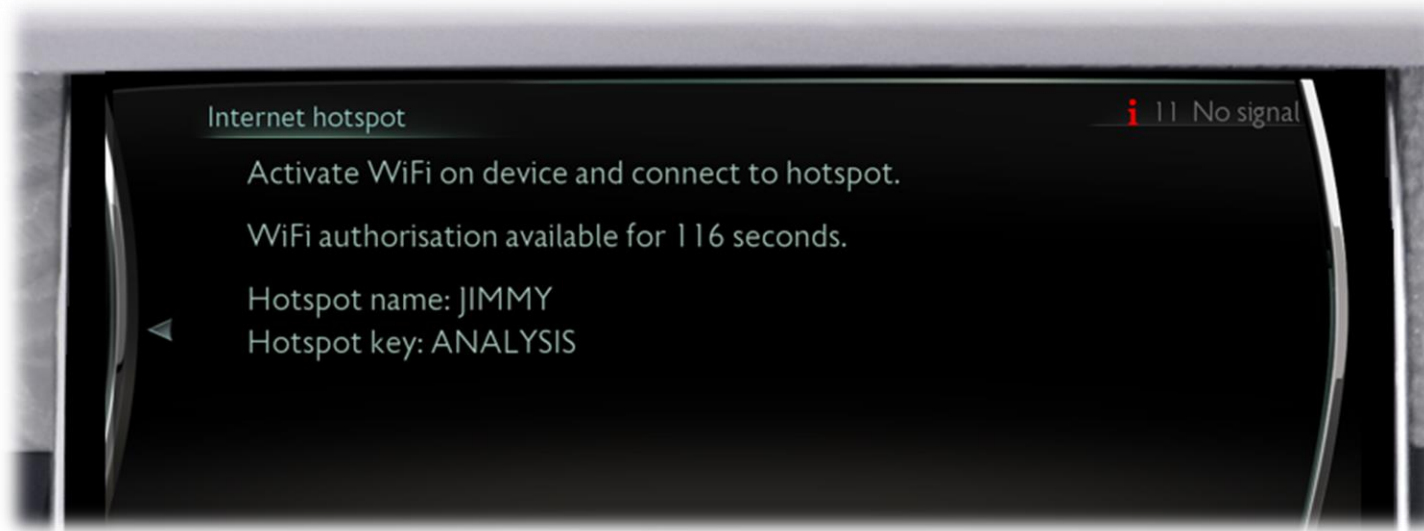
4.



Select “Internet hotspot”
The Rolls-Royce Wi-Fi Hotspot is activated automatically.

ACTIVATING THE ROLLS-ROYCE WI-FI HOTSPOT

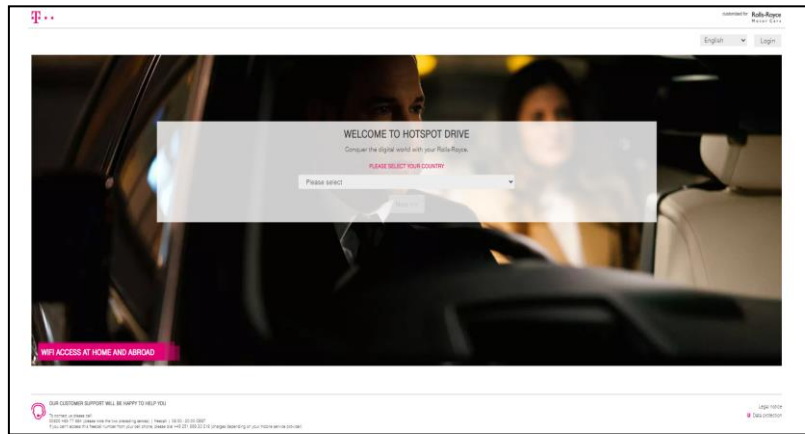
5.



Your Internet hotspot has now been activated and you can connect your mobile device to it. You have a two-minute window in which to do so. Naturally, each device only needs to be registered once – just like at home.

REGISTRATION FOR TELEKOM HOTSPOT DRIVE

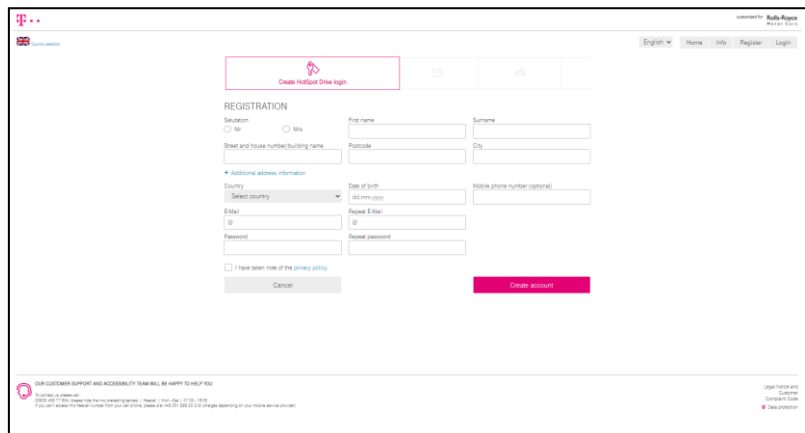
1.



Once you have activated the Internet hotspot in your vehicle open the browser on your mobile device. The first time you use the hotspot, you will be automatically redirected to the HotSpot Drive home page (<https://www.rrmc.hotspotdrive.com>).

Please select you country.

2.

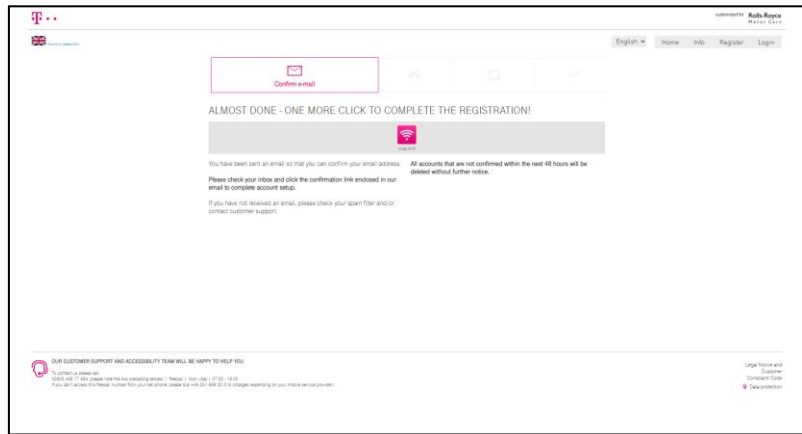


Enter your personal information to create a customer account.

Information: address, vehicle home country (Business Unit) and current location must match the same country.

REGISTRATION FOR TELEKOM HOTSPOT DRIVE

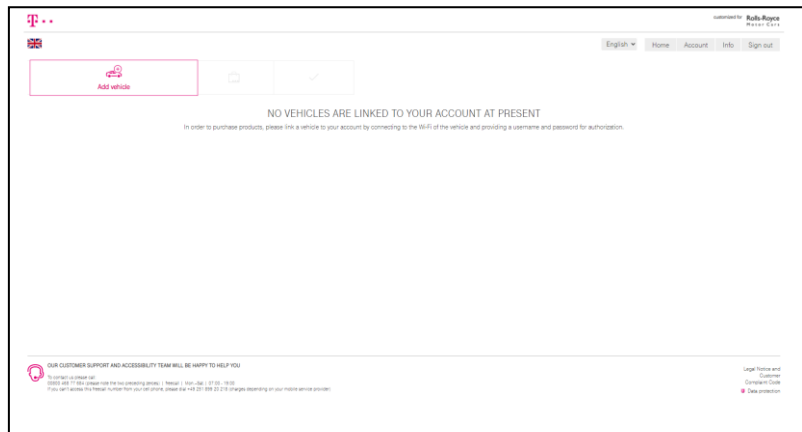
3.



After finishing your free, non-binding, customer account you have to confirm your email address via the email sent to you.

This will give you 15 minutes of free Wi-Fi use.

4.



Congratulations, you have successfully created an account. link a vehicle to your account by connecting to the Wi-Fi of the vehicle and providing a username and password for authorization.

REGISTRATION FOR TELEKOM HOTSPOT DRIVE

5.

ONE RATE, NO BORDERS
AS MOBILE ON THE ROAD AS YOU LIKE
 How you choose to surf in your Rolls-Royce is up to you. HotSpot Drive turns your car into a month-long mobile hotspot. You can increase your data usage at will with various add-on options to fit your needs. We make it easy to keep track of your costs at all times.

SURFING WITHOUT BORDERS
 With our rate plans, high-speed internet access in your Rolls-Royce encounters no barriers, even when you cross national borders. HotSpot Drive Start and add-on data options apply throughout the EU. Broadband access outside Europe is easily available through the "World" add-on option. For unlimited surfing enjoyment in your car, with no additional charges. Regardless of where your travels take you.

HOTSPOT DRIVE SUBSCRIPTIONS & ADD-ON OPTIONS
 You need one of the following subscription options to use HotSpot Drive in your vehicle.

NAME SUBSCRIPTION	DATA VOLUMES	TERM	Estimated speed in download / upload	PRICE	TERMINATION	COUNTRY VALIDITY
HotSpot Drive Get one month free!	1 GB	1 month	10 Mbps 2 Mbps	GBP0.00	Not required This rate ends automatically	You can use your subscription in the following countries:
HotSpot Drive Start	1 GB	1 month	10 Mbps 2 Mbps	GBP9.50	Required otherwise automatic extension by 1 month	Austria, Belgium, Bulgaria, Channel Islands, Croatia, Cyprus, Czech Republic, Denmark, Estonia, Finland, France, Great Britain, Greece, Hungary, Ireland, Iceland, Italy, Latvia, Liechtenstein, Lithuania, Luxembourg, Malta, Monaco, Netherlands, Northern Ireland, Norway, Poland, Portugal, Romania, San Marino, Slovakia, Slovenia, Spain, Sweden, Switzerland

all prices in GBP and including VAT
 Note on data volume: If the data volume is used up before the end of the usage period, the data connection is automatically disconnected. If the data volume has not been completely used up within the usage period, it expires without replacement.
 If you have an active subscription, you can use the following add-on options to increase your data volume.

Our Partner Telekom offers you data plans with a duration of 1 month.

6.

The screenshot shows the 'PRODUCT DETAILS' section for 'HOTSPOT DRIVE COMFORT'. It lists contract duration (12 months), cancellation policy (8 days before end of current period), and data volume (600 GB). The price is 1.20 GBP per period. The 'SELECT PAYMENT METHOD' section shows 'Credit card' as the chosen option. The 'ORDER SUMMARY' shows a total of 1.20 GBP per period. A note at the bottom states: 'NOTE: The amount of 0.50 is used only to validate your payment information; you will not be billed for this amount.'

Finish your booking with selecting your preferred payment method.

Enjoy your Wi-Fi Hotspot!

GOOD TO KNOW

Changing Name & Password of the Wi-Fi Hotspot



1. Select *“Internet hotspot”*



2. After the Internet hotspot detail page is shown press the physical *“Option”* button (next to the rotary controller).



3. Select *“Change hotspot key”* or *“Change hotspot name”* and enter the desired name.

THANK YOU

