



Travis Perkins

Gardens & Driveways

Block Paving | Driveways | Patios | Decking | Fencing | Buildings

Transforming Outdoor Spaces

travisperkins.co.uk



TRANSFORM YOUR OUTDOOR SPACE

NEW for 2020

Composite Decking

New ranges from Composite Prime including:

- HD Deck XS is a hard-wearing, low maintenance alternative to traditional wood decking, comes with a ten year warranty.
- HD Deck 150 Fire is a large decking board with a high-end look and feel that has a B fire rating making it a safer option when used on balconies.
- HD Deck Dual is dual-sided decking board with a protective layer that guards against stains, fading and the elements, comes with a confidence buying 25 year warranty.
- EDGE Balustrade System is a uPVC, stylish, low maintenance option to timber, supplied in kit form and is easy to fit, perfectly complements composite decking.



All products featured on the front cover are available from Travis Perkins.

Look for the front cover icon throughout the brochure.



Don't miss our new stylish range of gates and railings crafted in timber and metal or a combination of both.

We offer a made-to-measure service where you see this symbol.



Want to find out more?

Visit your local branch or online at travisperkins.co.uk/outdoors

Paving

SYMPHONY® Plus is a new range of porcelain paving that offers a comprehensive choice of colours, finishes, styles and sizes. SYMPHONY® Plus can be laid on a flexible bed due to its innovative design, saving you installation time.

Tegula® Linear block paving retains all the charm and durability of Tegula® block paving.

Linear's shape allows you to create an eye-catching driveway whether laid horizontally or as a herringbone pattern.


151



1. Patios



2. Walling & Sleepers



3. Decking & Balustrades



4. Fencing & Gates




5. Garden Buildings




6. Patio Doors



7. Driveways



8. Drainage



9. Aggregates, Topsoil & Turf



Key to our product range



Great Value



Best Seller



Premium

CONTENTS

Patios	6-57
Walling & Sleepers	58-79
Decking & Balustrades	80-93
Fencing & Gates	94-113
Garden Buildings	114-125
Patio Doors	126-129
Driveways	130-165
Drainage	166-167
Aggregates, Topsoil & Turf	168-175

RESPONSIBLE SOURCING

Working closely with our suppliers

The Travis Perkins Group is committed to the principles of responsible sourcing and are committed to working with leading global forestry certification organisations.

We know it's important that the wood in our products has come from well managed forests.

Look for FSC® and PEFC™ products.



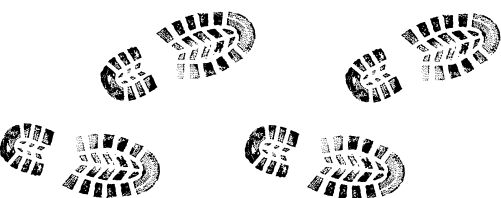
FSC®
The Forest Stewardship Council® (FSC®) is an international network designed to promote responsible management of the world's forests. Look for FSC® certified products.



PEFC™
The Programme for the Endorsement of Forest Certification (PEFC) is a framework for the recognition of forest certification schemes meeting internationally recognised requirements for sustainable forest management.



Travis Perkins is committed to operating efficiently and supplying sustainable building and hire products to our customers. Our 'Eco Range' products have been selected, as they have reduced environmental impacts such as reduced air emissions, dust management, noise reduction, fuel efficiency, reduced carbon emissions and the use of low carbon technologies.



SUSTAINABLE PRODUCTS AND SERVICES

We are embracing the changing needs of the market by providing a range of products, technologies and services designed to help reduce the impact on the environment. With Tool Hire offering Customer Waste and SBS offering training and technical services supporting new sustainable construction ideas; we've got the future covered.

MEASURABLE, ACCOUNTABLE, RESPONSIBLE

We achieved ISO 14001 certification across our entire network of branches. Our approach to climate change risk and opportunity has been recognised by the CDP and our carbon reduction efforts from our building and vehicles have been acknowledged by the Carbon Trust Standard. Our membership of the WWF's global forest and trade network and of the Green Building Council continue to inform our detailed improvement plans.



USEFUL INFORMATION

Our environmental values

PROTECTING THE ENVIRONMENT

The Travis Perkins Group regards Social Responsibility as an essential factor in the continued success of our business. We operate a formal Environmental Management System and we are committed to including environmental considerations in our decision making at every level within the company.



REDUCING OUR DELIVERY CARBON FOOTPRINT

We measure and report our carbon dioxide emissions. We've invested in route planning software. We track our vehicles, monitor their speed and challenge out of zone deliveries. We have a roadmap full of activity that will see us almost halve our carbon intensity by 2018.

SUPPLY CERTIFIED TIMBER REQUIREMENTS

We are committed to continuously increasing the percentage of the raw material content of our timber products that is certified to one of the internationally recognised standards and, to this end, we regularly challenge all of our timber suppliers to improve their own performance.

All our timber is EUTR compliant and we believe we are presently the only multiple general merchant to be able to offer FSC® and PEFC™ certified product from all of our branches and we have a wide range of certified products available, including MDF, OSB, chipboard, carcassing, softwood and hardwood, plywood and a range of solid hardwoods.



PATIO COLLECTION

PORCELAIN PAVING

Porcelain paving combines exceptional strength and technical consistency. Porcelain paving flags absorb almost no moisture which helps to minimise moss and algae growth.

Key Benefits...


- ✓ Scratch and abrasion resistant
- ✓ Slip-resistant
- ✓ Highly resistant to heat, frost & cold



LOW MAINTENANCE



NATURAL PRODUCT



NATURAL STONE

Sandstone is one of the more popular building materials due to its all-round quality and durability. It is easy to install, ideal for garden paths, driveways and other features.

Key Benefits...

- ✓ Natural product
- ✓ Durable
- ✓ Easy to install


CONCRETE PAVING

Concrete paving slabs are available in a range of traditional and contemporary styles, colours and finishes.


Choose from ranges such as Saxon®, with a textured surface or Argent® for a contemporary, smooth finish.

Key Benefits...

- ✓ Versatile
- ✓ Durable
- ✓ No cracking



LOW COST



VITRIPIAZZA®
Vitrified Porcelain Paving

PORCELAIN

Don't Forget

Pavetuf Priming Slurry and either the Pavetuf Jointing Compound, Pavetuf Jointing Grout or Pavetuf Jointing Mortar to install Vitripiazza products.



★ Best Seller

Image: Vitrified Porcelain Anno Grafite

PORCELAIN ANNO

The Anno Range offers 5 beautiful colours each with a natural stone finish. Each product features stunning shade variations, offering a unique and distinct finish every time. Whilst still a high quality porcelain, the Anno range offers an economical option for projects with a modest budget.

Size (mm)	Grafite	Avorio	Biscotto	Grigio	Pantera	Pack Size	No. m² Per Pack
600 x 600 x 18	338901	226020	532970	338899	226025	64	23.04

Grafite

Avorio

Biscotto

Grigio

Pantera





SYMPHONY® CLASSIC PAVING

High fidelity production provides all the advantages of a low maintenance paving with eye-catching elegance and contemporary designs that feature aesthetic patterns and textures. The porcelain process ensures reduced water absorption, less staining and cleaning underpinned with tough long lasting performance.

- Technically very strong and less prone to staining or algae and moss growth
- Low maintenance paving range



Size (mm)	Blauw	Blue	Black	Barley	Buff	Grey	Pack Size	No. m ² Per Pack
600 x 600 x 20	946150	946100	958205	169846	946065	557939	64	23.04
600 x 1200 x 20	558012	169814	—	399026	—	—	26	18.72
800 x 800 x 20	—	—	399021	—	399031	399022	48	16.64
Beta project pack*	—	—	957807	—	946071	169806	1	16.16
Sigma project pack**	946151	557969	—	363936	—	—	1	16.89

Each pack contains: *300 x 300 x 20mm (19 per pack), 300 x 600 x 20mm (9 per pack), 600 x 600 x 20mm (18 per pack), 600 x 900 x 20mm (13 per pack)

**400 x 400 x 20mm (15 per pack), 400 x 800 x 20mm (15 per pack), 800 x 800 x 20mm (14 per pack)



Tile Diamond Cutting Blade

View the full range
travisperkins.co.uk/outdoors




Image: SYMPHONY® Classic Blue

travisperkins.co.uk/outdoors





SYMPHONY® NATURAL PAVING



Porcelain Paving

The SYMPHONY® Natural range offers designs that capture characteristics of natural stones, whilst boasting the benefits of a porcelain tile. These products are a perfect to use in those more shaded areas where natural stone may not be as well suited.



Size (mm)	Ivory	Copper	Senna	Basalt	Emperador	Pack Size	No. m² Per Pack
600 x 600 x 20	957780	557976	228500	363948	–	64	23.04
600 x 900 x 20	–	–	228514	–	479348	40	21.60
1200 x 600 x 20	957736	752038	–	752083	–	26	18.72
4 sizes*	957726	557981	230350	752087	–	1	16.89

*Each pack contains: 300 x 300 x 20mm (19 per pack), 300 x 600 x 20mm (9 per pack), 600 x 600 x 20mm (18 per pack), 600 x 900 x 20mm (13 per pack)

Complete your project with finishing touches

View the full range
travisperkins.co.uk/outdoors



Fixed Wall Light



Image: SYMPHONY® Ivory



Premium

SYMPHONY® URBAN PAVING

The SYMPHONY® Urban range is designed to create an industrial and contemporary look, marrying modern design and sizes alongside the benefits of our classic porcelain paving.

SYMPHONY® Urban guarantees to provide a wow factor wherever it is used.



Stone



Ash



Steel



Clay

Size (mm)	Stone	Ash	Steel	Clay	Pack Size	No. m² Per Pack
800 x 800 x 20	399024	399029	399032	479320	26	16.64



Decking Pedestals.

View the full range
travisperkins.co.uk/outdoors



Image: SYMPHONY® Urban Ash

travisperkins.co.uk/outdoors

Gardens & Driveways 2020 | Patios

NEW



Premium

SYMPHONY® MATTE PAVING



Porcelain Paving

Great for creating a statement design. A unique matte look finish creates a stylish design for your patio. Available in a contemporary large single size and in three colours, two solid colours and one coordinating decorative tile. This collection can be mixed and matched allowing for a completely unique look.



Graphite



Carbon



Deco

Size (mm)	Graphite	Carbon	Deco	Pack Size	No. m ² Per Pack
1000 x 500 x 20	479315	479325	479328	36	17.82

Need **tools** for the job?
Pick up your copy of the
Tools & Accessories Guide
in branch today.



Image: SYMPHONY® Matte Carbon and Deco

travisperkins.co.uk/outdoors

Gardens & Driveways 2020 | Patios

SYMPHONY® PLANKS PAVING



Premium 

Image: SYMPHONY® Planks Corrado

Introduce a new design texture and added interest to your project with SYMPHONY® Cherry and Birch. Perfectly recreates the colour and texture of wood. All the attractive advantages of wood with no warping or degradation. Combine Symphony® Birch or Cherry with other paving materials to create new design possibilities.

Size (mm)	Cherry	Birch	Charcoal	Oak	Corrado	Hampton	Pack Size	No. m² Per Pack
1200 x 300 x 20	169909	946172	958657	228526	479387	479355	48	17.28
1200 x 200 x 20	399025	399028	399033	399030	479303	479358	90	21.6

NEW Cherry


Birch

Charcoal

Oak

NEW Corrado

NEW Hampton



SYMPHONY® TUMBLLED PAVING



Premium 

Image: SYMPHONY® Tumbled Smoke

SYMPHONY® Tumbled paving creates a natural, stylish finish together with all the benefits of lower water absorption, reduced staining and low maintenance, underpinned by outstanding performance properties in use. The single size flags feature a distressed edge to give an aged appearance to a product which provides a softer timeless look to any patio area.

Size (mm)	Gold	Bronze	Smoke	Storm	Argento	Rosso	Pack Size	No. m² Per Pack
800 x 400 x 20	228512	228487	228502	228481	399019	399027	48	15.36

Gold

Bronze

Smoke

Storm

Argento

Rosso



SYMPHONY® PLUS CLASSIC PAVING



Image: SYMPHONY® Plus Classic *Stone Light Grey

Contemporary design to suit all projects. The classic range is comprised of three popular colours and one traditional size. The design detail of the porcelain tile and plan size of this range have been selected to allow for both contemporary and traditional designs.

Our SYMPHONY® Plus range features 10mm porcelain bonded to 30mm concrete. This innovative design and construction means it can be laid on a flexible bed, which reduces installation time by almost half.

Size (mm)	Stone Black	Pack Size	No. m² Per Pack
600 x 600 x 40	479316	28	10.07

*Ask in branch for more details



SYMPHONY® PLUS NATURAL PAVING



Image: SYMPHONY® Plus Natural Mist

Low maintenance natural stone look. Three individual cool grey colours each with aesthetics representative of beautiful natural stone. The two sizes available will allow this range to be used in a multitude of designs.


Our SYMPHONY® Plus range features 10mm porcelain bonded to 30mm concrete. This innovative design and construction means it can be laid on a flexible bed, which reduces installation time by almost half.

Size (mm)	Mist	Haze	Thunder	Pack Size	No. m² Per Pack
600 x 600 x 40	479360	479292	479341	28	10.07
1200 x 600 x 40*				15	10.79

*Ask in branch for more details



SYMPHONY® PLUS URBAN PAVING



Premium

Image: SYMPHONY® Plus Urban Sandstorm

Modern aesthetics and colours for all designs. Purposefully chosen to suit a more contemporary setting, the colours, size and distinctive design of the urban range are ideal for those wanting to create a modern look.

Our SYMPHONY® Plus range features 10mm porcelain bonded to 30mm concrete. This innovative design and construction means it can be laid on a flexible bed, which reduces installation time by almost half.

Size (mm)	Asphalt	Putty	Smoke	Sandstorm	Pack Size	No. m² Per Pack
800 x 800 x 40	479308	479314	479385	479350	15	9.62



SYMPHONY® PLUS PLANKS PAVING



Premium

Image: SYMPHONY® Plus Planks Sherwood

Wooden plank effect across contemporary colours. The SYMPHONY® Plus Planks range combines the benefits of using a porcelain product to achieve a timber deck aesthetic with ease of installation.

The realistic natural wood designs and colours will create a stunning look that can blend seamlessly from external to internal designs.

Our SYMPHONY® Plus range features 10mm porcelain bonded to 30mm concrete. This innovative design and construction means it can be laid on a flexible bed, which reduces installation time by almost half.

Size (mm)	Wychwood	Charmwood	Sherwood	Pack Size	No. m² Per Pack
1200 x 300 x 40	479338	479283	479291	30	10.79



ARRENTO



Best Seller 

Image: Arrento Silver

This high-end stylish paving exhibits class leading strength and technical prowess beneath its elegant designs. Arrento porcelain paving is exceedingly practical requiring minimal maintenance as it absorbs little or no moisture, offering few opportunities for moss and algae growth.

Size (mm)	Cream	Beige	Bronze	Silver	Grey	Black	Pack Size	No. m ² Per Pack
600 x 600 x 20	957005	957064	957135	957146	957149	957189	64	23.04
Project Pack	403166	403169	403164	403163	403165	403171	1	15.12

Each pack contains: 600 x 600 x 20mm (24 per pack), 600 x 300 x 20mm (24 per pack), 300 x 300 x 20mm (24 per pack)



TANTINO




 Great Value

Image: Tantino Buff

Marshall's Tantino is both highly attractive and highly functional paving.

- Low maintenance
- Tough and durable
- Low moisture absorption
- Popular, easy-to-install size – 600 x 600 x 20mm

Size (mm)	Mid Grey	Buff	Pack Size	No. m ² Per Pack
600 x 600 x 20	396254	396268	64	23.04



PORCELAIN ALMARE



FEATURED ON THE
FRONT COVER



Great Value

Image: Almare Lunamare

Almare provides a smooth flagstone, characterised with a random shale and fossil trace pattern. Almare is available in a choice of 3 colours, Lunamare, Seramare and Solmare.

Size (mm)	Lunamare	Seramare	Solmare	Pack Size	No. m ² Per Pack
600 x 600 x 20	398218	398236	398240	64	23.04



PORCELAIN AIX



Image: Aix Beige
Aix offers a porcelain range designed specifically to reflect a beautiful limestone effect finish.

Size (mm)	Blanc	Cendre	Beige	Fumee	Pack Size	No. m ² Per Pack
1200 x 1200 x 20	483194	483229	483226	483224	20	28.80
900 x 600 x 20	483213	483196	483195	483219	36	19.44
750 x 375 x 20	483225	483222	483205	483198	192	54.00
454 x 225 x 20	-	483201	483214	-	200	20.40
225 x 225 x 20	-	483182	483228	-	440	22.24

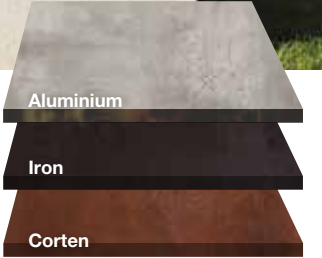


PORCELAIN METALLO



Image: Metallo Corten
Metallo is a contemporary urban range of porcelain offering a minimalist and metallic feel to the paving.

Size (mm)	Aluminium	Iron	Corten	Pack Size	No. m ² Per Pack
1200 x 1200 x 20	483379	483368	483227	20	28.80
750 x 375 x 9.5	483218	483188	483208	192	54.00



PORCELAIN DI PIETRA



Image: Di Pietra Tempesta

With 6 colours to choose from, Di Pietra presents a contemporary range inspired by nature to give a slightly textured, natural stone finish.

Size (mm)	Terra	Tempesta	Oro	Nuvola	Nero	Cenere	Pack Size	No. m² Per Pack
1200 x 1200 x 20	483369	483378	483372	483367	483373	483370	20	28.80
1200 x 600 x 20	226486	956003	226538	955917	226532	226560	35	25.20
600 x 600 x 20	946418	946382	752438	946399	646358	752382	60	21.60
600 x 600 x 30	-	-	483371	-	-	-	40	14.40

PORCELAIN SOFIA



Image: Sofia Stelle
Stelle offers homeowners a sophisticated and rich option, in an elegant deep blue and marble vein effect finish.

Size (mm)	Stelle	Pack Size	No. m² Per Pack
900 x 600 x 20	398237	50	27




PORCELAIN DOLMEN



Image: Dolmen Rosso
The Dolmen range comes in a wide variety of size options and thicknesses to suit all areas indoors and outdoors. Create a seamless flow throughout your living spaces with Dolmen, our Porphyry style range of porcelain.

Size (mm)	Thunder	Rosso	Silver Mist	Porphyry Blend	Pack Size	No. m² Per Pack
3240 x 1620 x 20	483217	-	-	-	2	10.50
1200 x 600 x 20	483212	483223	483203	-	35	25.20
750 x 375 x 9.5	483207	483221	-	483232	192	54.00
454 x 225 x 20	-	483233	-	483189	200	20.40
225 x 225 x 20	-	483193	-	483209	400	22.24

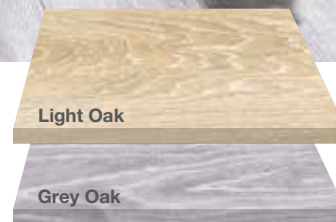


PORCELAIN PLANK



Image: Plank Grey Oak
A wood effect, sleek plank format porcelain available in two striking colours.

Size (mm)	Grey Oak	Light Oak	Pack Size	No. m² Per Pack
1200 x 300 x 20	483231	483187	64	23.04

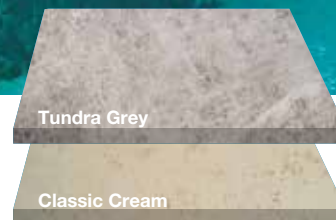


PORCELAIN TRAVERTA



Image: Traverta Classic Cream
Traverta presents a large format porcelain with a travertine style finish.

Size (mm)	Tundra Grey	Classic Cream	Pack Size	No. m² Per Pack
1200 x 600 x 20	483200	483211	32	23.04



PORCELAIN FLINTANA



Image: Flintana Eve

The Flintana range provides porcelain with a difference, reflecting a textured flint like option with an intricate and detailed finish. The Flintana range is available in single size packs and a choice of 3 beautiful colours, each with unique patterns and nodules offering a distinct and striking finish.

Size (mm)	Aria	Eve	Perla	Pack Size	No. m² Per Pack
900 x 600 x 20	398193	398203	398201	50	27.00




PORCELAIN SABBIA



Image: Sabbia Sole
Sabbia Sole has a sun-kissed glow and natural stone travertine finish.

Size (mm)	Sole	Pack Size	No. m² Per Pack
600 x 600 x 20	364467	60	21.60




PORCELAIN BELLSTONE



Image: Bellstone Anthracite
Bellstone offers a riven natural stone feel, available in 3 colour options.

Size (mm)	Storm	Anthracite	Pack Size	No. m² Per Pack
600 x 600 x 20	483215	483202	64	23.04

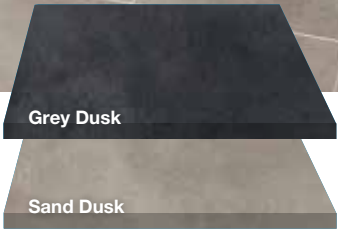


PORCELAIN DUSK



Image: Dusk Sand Dusk
Metallo is a contemporary urban range of porcelain offering a minimalist and metallic feel to the paving.

Size (mm)	Grey Dusk	Sand Dusk	Pack Size	No. m² Per Pack
900 x 600 x 20	483199	483230	48	25.92



PORCELAIN STILE



Image: Stile Classe
The Stile range offers a chic and smooth porcelain option that is available in a choice of 3 colours. This simple yet elegant flagstone creates a minimalist feel for contemporary designs.

Size (mm)	Classe	Elegante	Moda	Pack Size	No. m² Per Pack
1200 x 600 x 20	398229	-	-	35	25.20
600 x 600 x 20	226568	226528	226546	60	21.60



PORCELAIN ALBERO



Image: Albero Deriva
The Albero range has been designed to create a natural timber feel, in a choice of 3 beautiful colour options, available in a plank format.

Size (mm)	Porto	Marina	Deriva	Pack Size	No. m² Per Pack
1200 x 400 x 20	398243	398214	398227	54	25.92




PORCELAIN MODELLO



Image: Modello Avena

The Modello range offers a chic and lightly riven porcelain option that is available in a choice of 2 colours.

Size (mm)	Avena	Peltro	Pack Size	No. m² Per Pack
Project Pack	398200	398224	132	16.50



PORCELAIN ROMANO



Image: Romano Ferro

Romano offers homeowners a cobble effect porcelain option, to add a touch of class to outdoor paved areas. The Romano range comes with a choice of colours and 2 sizes, which can be used as individual sizes or mixed together to create a more random pattern.

Size (mm)	Terracotta	Porphyry	Ferro	Calcare	Pack Size	No. m² Per Pack
300 x 200 x 20	398209	398213	398211	398238	420	25.80
200 x 200 x 20	398221	398246	398194	398228	648	26.46



PORCELAIN BELLEZZA



Image: Bellezza Fino

Bellezza is a lightly textured natural stone effect porcelain, available in a choice of 3 colours.

Size (mm)	Lago	Fino	Riva	Pack Size	No. m² Per Pack
600 x 600 x 20	398258	398261	398269	64	23.04



PORCELAIN DELLACAVA



Image: Dellacava Zaffiro

The Dellacava range offers a choice of 3 warm colour tones on a weathered and antiqued style porcelain, that has been designed to reflect the rustic charm of limestone.

Size (mm)	Gesso	Garnet	Zaffiro	Pack Size	No. m² Per Pack
800 x 400 x 20	398215	398225	398233	48	15.36



PORCELAIN GUIDARE



Image: Guidare Garda

The Guidare collection offers a porcelain option that is suitable for light vehicular traffic and driveway use. Each paver is 30mm thick, lightly textured and comes in a choice of 3 subtle colour variations.

Size (mm)	Como	Garda	Orta	Pack Size	No. m² Per Pack
800 x 400 x 30	398241	398242	398217	54	17.28




PORCELAIN COLOSSO



Image: Colosso Athos

The Colosso range offers a showstopping 1200 x 1200mm single size flagstone to give the ultimate wow factor.

Size (mm)	Cronus	Athos	Ravana	Thea	Pack Size	No. m² Per Pack
3240 x 1620 x 20	483186	-	-	-	2	10.50
1200 x 1200 x 20	398226	398231	398230	398239	20	28.80
1200 x 600 x 20	483216	483197	483204	483184	35	25.20




SAWN VERSURO® LINEAR



Image: Sawn Versuro Linear Golden Sand

Ethically sourced sandstone. Carefully hand selected from the finest quartzitic sandstone, ensuring long lasting quality and great appearance.

Size (mm)	Caramel Cream	Golden Sand	Autumn Bronze	Antique Silver	Pack Size	No. m² Per Pack
845 x 140 x 22	118505	118504	700711	894780	100	11.8



NATURAL
STONE



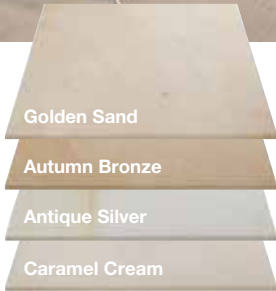
Image: Sawn Versuro Autumn Bronze

SAWN VERSURO®

Sawn Versuro adds a chic, sophisticated look to any garden. A consistent thickness makes for easy installation and a light sandblast ensures it is slip-resistant.

Size (mm)	Golden Sand	Autumn Bronze	Antique Silver	Caramel Cream	Pack Size	No. m² Per Pack
560 x 275 x 22	303285	303290	303295	216822	120	18.5
560 x 560 x 22	303284	303289	303293	216819	60	18.8
845 x 560 x 22	303283	303288	-	216818	35	16.6
4 sizes*	216811	216806	216817	216825	1	11.26

*Each pack contains: 845 x 560 x 22mm (10 per pack), 560 x 560 x 22mm (13 per pack), 560 x 275 x 22mm (11 per pack), 275 x 275 x 22mm (10 per pack)




SCOUTMOOR®



Image: Scoutmoor® Diamond Sawn
A stunning, premium British Yorkstone that is exclusive to Marshall's.

Size (mm)	Diamond Sawn	Rustic	Pack Size	No. m² Per Pack
600 x RL* x 20	169953	364022	15 linear metres per size	18
400 x RL* x 20				
200 x RL* x 20				

*RL = Random lengths. This 18m² pack is made up of random length pieces between 300 – 900mm.



FLAMED NARIAS®



Image: Flamed Narias® Autumn Bronze
Narias will add elegance to any garden with its softly textured stone and stylish coarse pattern. A hand flamed surface adds a subtle character which lends itself to a modern or traditional setting.

Size (mm)	Autumn Bronze	Silver Birch	Pack Size	No. m² Per Pack
4 sizes*	118521	628521	1	13.5

*Each pack contains: 775 x 450 x 22mm (12 per pack), 675 x 450 x 22mm (12 per pack), 575 x 450 x 22mm (12 per pack), 475 x 450 x 22mm (12 per pack)



TOWNGATE



Image: Towngate Brown Multi
A luxurious marble paving that will add a timeless beauty to properties of any style. Delicate veining and white mottling add to the charm of the Lazaro Marble range.

Size (mm)	Grey Multi	Buff Multi	Brown Multi	Pack Size	No. m² Per Pack
4 sizes*	398933	398934	398932	1	11.26

*Each pack contains: 845 x 560 x 22mm (10 per pack), 560 x 560 x 22mm (13 per pack), 560 x 275 x 22mm (11 per pack), 275 x 275 x 22mm (10 per pack)



ALVANLEY PAVERS



Image: Alvanley Pavers Silver Blend
The subtle blend of colour variation and tumbled edges provide these pavers with its character and charm. Designed for patios, paths or for detailing edgings. These pavers offer technically superior performance and provide a unique and luxurious finish to any space.

Size (mm)	Buff Blend	Silver Blend	Pack Size	No. m² Per Pack
300 x 100 x 22	398908	398910	600	18



CHAPELGATE®



Image: Chapelgate

Creating the look and feel of reclaimed, age-worn natural Yorkstone with a riven textured finish in soft blends of brown, buff and mixed grey-brown. Half polished and finished with a subtle coating to preserve the worn stone look. Chapelgate is carefully calibrated to a consistent thickness to ensure speed and precision of installation.

Size (mm)	Code	Pack Size	No. m² Per Pack
4 sizes*	228921	1	15.7

*Each pack contains: 560 x 560 x 22mm (10 per pack), 655 x 560 x 22mm (10 per pack), 750 x 560 x 22mm (10 per pack), 845 x 560 x 22mm (10 per pack)

ANTIQUÉ ALVERNO®



Image: Antiqué Alverno Silver Birch Multi

A subtly distressed riven finish gives an aged appearance. This carefully calibrated stone has a consistent 22mm thickness to ensure speed and precision of installation. Due to the natural origin of the stone, colour will vary with each batch.

Size (mm)	Golden Sand	Autumn Bronze	Silver Birch	Silver Limestone	Pack Size	No. m² Per Pack
8 sizes*	767753	767755	767756	767757	1	15.53

*Each pack contains: 845 x 560 x 22mm (4 per pack), 702 x 560 x 22mm (6 per pack), 560 x 560 x 22mm (8 per pack), 560 x 417 x 22mm (6 per pack), 560 x 275 x 22mm (12 per pack), 417 x 417 x 22mm (16 per pack), 417 x 275 x 22mm (16 per pack), 275 x 275 x 22mm (12 per pack)



NATURAL PAVING COBBLESTONE



Image: Weathered Cobbles Meadow

A range of versatile and stylish products to accessorise any part of your garden. Choose from Silver Granite Setts, Weathered Cobbles and European Cobbles.



Size (mm)	1. Calico	2. Ebony	3. Pewter	4. Meadow	5. Lakeland	6. Promenade	7. Silver Setts	Pack Size	No. m² Per Pack
100 x 100 x 25-50	558128	558130	364102	170015	-	-	-	500	6.00
200 x 100 x 25-50	-	956339	-	-	-	-	-	250	6.00
Project Pack	946261	946268	752228	946287	-	-	-	585	15.00
100 x 100 x 100	-	-	-	-	-	-	169983	400	5.00
100 x 100 x 50-70	-	-	-	-	-	-	169978	800	10
140 x 140 x 60-80	-	-	-	-	956397	956446	-	292	6.95
140 x 140 x 30-50	-	-	-	-	956388	956501	-	510	12.15

NATURAL PAVING PREMIASTONE



We Recommend

You maintain your hard landscaping with Pavetuf Cleaners & Sealers



Image: PremiaStone Ivory

PremiaStone flagstones are available in a combination of single sizes and project packs and in a large range of varying colours from warm pinks, cool creams and subtle greys, through to deep classic blacks. With so many options it is difficult to choose a favourite, however you can be sure that whichever makes its way to your garden, it will create a natural ‘wow factor’.

Size (mm)	Birch	Noir Gold	Cornsilk	Maple	Cedar	Ivory	Pack Size	No. m² Per Pack
1200 x 600 x 20	-	-	-	-	-	-	20	14.40
900 x 600 x 20	956027	946249	160006	742163	936281	-	32	18.00
Project Pack 20mm (2 sizes)	-	-	-	-	-	169967	100	20.36

Size (mm)	Platinum Flamed	Rydal Flamed	York Mix Flamed	Grey Slate	Copper Slate	Black Slate	Pack Size	No. m² Per Pack
1200 x 600 x 20	-	-	-	398289	398278	398264	20	14.40
900 x 600 x 20	483375	483374	483376	398249	398285	398256	32	18.00
Project Pack 20mm (3 sizes)*	-	-	-	398216	398270	398312	93	18.80

*Each pack contains: 600 x 600 x20mm (24 per pack), 600 x 295 x 20mm (35 per pack), 295 x 295 x 20mm (34 per pack)

NATURAL PAVING CLASSICSTONE



Best Seller



Image: ClassicStone Promenade

Each hand-finished and dressed flagstone has a rustic surface that inspires a warm and natural, old world look. ClassicStone is exactly what it suggests: the ultimate in timeless, traditional flagstones. Each flag has unique and different colour palettes, natural veining and occasional fossil prints. The flagstones are: calibrated for ease of installation, ethically sourced and CE marked.

Size (mm)	Carbon Black	Yorkshire Blend	Steel Blue	Harvest	Promenade	Pack Size	No. m² Per Pack
900 x 600 x 24	398223	-	-	763116	763136	33	17.80
600 x 600 x 24	398206	-	-	957184	957205	44	15.80
600 x 290 x 24	398245	-	-	763112	957204	102	17.80
290 x 290 x 24	-	-	-	957181	957203	232	19.70
Project Pack 24mm (4 sizes)	398204	226058	398199	957180	957202	60	18.90
Project Pack 15-22mm (4 sizes)	-	-	-	169957	957208	60	18.90

Size (mm)	Lakeland	Graphite	Harbour Grey	Golden Fossil	Heather	Autumn Brown	Pack Size	No. m² Per Pack
900 x 600 x 24	957192	-	-	957172	-	-	33	17.80
600 x 600 x 24	957191	-	-	957171	-	-	44	15.80
600 x 290 x 24	957190	-	-	957170	-	-	102	17.80
290 x 290 x 24	957188	-	-	763100	-	-	232	19.70
Project Pack 24mm (4 sizes)	763117	957179	483206	957168	957185	957162	60	18.90
Project Pack 15-22mm (4 sizes)	957193	-	-	-	-	763093	60	18.90

NATURAL PAVING INDIAN SANDSTONE



Image: Brown

With a natural finish, these flagstones have a textured and rustic look. The flagstones are all calibrated, which means they have a uniform thickness, making them easier and quicker to install than uncalibrated, hand cut flagstones. Ethically sourced & CE marked.

Size (mm)	Buff	Grey	Brown	Pack Size	No. m ² Per Pack
Project Pack (5 sizes)*	562476	169954	169956	62	15.84

*Each pack contains: 840 x 560 x 22mm (12 per pack), 560 x 560 x 22mm (12 per pack), 560 x 420 x 22mm (12 per pack), 560 x 270 x 22mm (13 per pack), 270 x 270 x 22mm (13 per pack)



INDIAN SANDSTONE



Image: Indian Sandstone Brown Multi

With a natural finish, these flagstones have a textured and rustic look. The flagstones are all calibrated, which means they have a uniform thickness, making them easier and quicker to install than uncalibrated, hand cut flagstones. Ethically sourced and CE marked.

Size (mm)	Buff	Grey	Brown	No. m ² Per Pack
5 sizes*	562476	169954	169956	15.84

*Each pack contains: 840 x 560 x 22mm (12 per pack), 560 x 560 x 22mm (12 per pack), 560 x 420 x 22mm (12 per pack), 560 x 270 x 22mm (13 per pack), 270 x 270 x 22mm (13 per pack)



NATURAL PAVING CRAGSTONE



Image: Cragstone Old York

The Cragstone collection offers a select range of weathered flagstones, full of inspired antique charm. Each piece of stone within the Cragstone collection undergoes a weathering process, to create a soft aged finish, ideal for those wanting a traditional flagstone with a smoother feel.

Size (mm)	Old York	Tuscan	Barley	Pack Size	No. m ² Per Pack
Project Pack 24mm (4 Sizes)	946235	932674	169959	60	18.90



RIVEN HARENA



Image: Riven Harena Golden Sand Multi

Hand selected for a consistent colour blend. Superior quality, ethically sourced natural sandstone. This naturally split stone provides a beautiful riven surface adding texture and character to your patio.

Available in three subtle shades, hand selected for colour purity and consistency, with sawn finished edges and a variety of shapes available, this range offers a wealth of creativity.

Size (mm)	Autumn Bronze	Golden Sand	Silver Birch	Pack Size	No. m ² Per Pack
4 sizes mixed*	479366	479344	479359	1	16.87
1130 x 560 x 22	479362	479356	479321	30	18.98

Each pack contains: *845 x 560 x 22mm (12 per pack), 560 x 560 x 22mm (24 per pack), 560 x 275 x 22mm (12 per pack), 275 x 275 x 22mm (24 per pack)



RIVEN HARENA CIRCLE & LINEAR



Image: Riven Harena Circle & Linear

Hand selected from the same elegant natural quartzitic sandstone with a subtly riven surface to match Harena paving, ensuring the perfect blend of products to create stunning garden features. Available in all Harena colour options, hand selected for colour tones to ensure total compatibility.

Size (mm)	Autumn Bronze	Silver Birch	Golden Sand	Pack Size	No. m ² Per Pack
2.8m diameter	479340	479326	479301	16	6.34
2 mixed sizes*	403674	403672	403676	1	15

*Each pack contains 1200 x 300 x 22 (25 per pack) and 1200 x 200 x 22 (25 per pack)




RIVEN HARENA KALEIDOSCOPE



Image: Riven Harena Kaleidoscope Autumn Bronze

The next generation of mosaic or 'crazy' paving, creating a delightfully random natural stone finish. Ideal for use as a feature within or for entire patio areas. Hand selected from the same quartzitic sandstone as Harena paving to create mix and match options. Available in two popular colour choices: Autumn Bronze Multi and Silver Birch. Hand selected for colour tones to ensure compatibility right across the patio.

Size	Autumn Bronze	Silver Birch	Pack Size	No. m ² Per Pack
Project Pack 22mm	229519	229548	16	10.64
Squaring Kit 22mm	229526	229549	10	1.15



LIMESTONE ALURI®




Image: Limestone Aluri Charcoal

A distinctive and durable range of natural stone to suit any house. The natural properties and veining within limestone can create a stunning, unique and characterful patio.

Size (mm)	Charcoal	Rustic Ochre	Pack Size	No. m² Per Pack
560 x 560 x 22	129521	—	60	18.82
845 x 560 x 22	129520	—	35	16.56
5 sizes*	889746	118507	1	11.25

*Each pack contains: 845 x 560 x 22/25mm (9 per pack), 560 x 560 x 22/25mm (8 per pack), 560 x 417 x 22/25mm (10 per pack), 560 x 275 x 22/25mm (10 per pack), 275 x 275 x 22/25mm (8 per pack)



GRANITE ECLIPSE®



Image: Granite Eclipse® Light Dark mix

Fairstone Granite Eclipse® is available in four beautiful colours to blend in bespoke and breathtaking combinations.

Size (mm)	Dark	Light	Graphite	Pack Size	No. m² Per Pack
600 x 297 x 25	240370	716686	479346	100	17.8
600 x 600 x 25	240369	716691	479327	50	18
800 x 200 x 25	786513	716679	479322	30	4.8
903 x 600 x 25	961302	134492	479351	25	13.55
1206 x 600 x 30	—	—	479312	16	11.58
3 sizes*	767784	134851	479300	1	17.88

*Each pack contains: 600 x 600 x 25mm (24 per pack), 600 x 297 x 25mm (35 per pack), 297 x 297 x 25mm (34 per pack)



CAPLETON®



Image: Capleton Manor

A beautiful larger format, high quality slate from Brazil which imparts a luxurious contemporary look. This naturally clean splitting slate has a very gentle riven surface texture and is hand selected for colour consistency.

Size (mm)	Grange	Manor	Pack Size	No. m² Per Pack
5 size project pack*	398901	398902	40	12

*Each pack contains: 500 x 400 x 30mm (8 per pack), 500 x 500 x 30mm (8 per pack), 500 x 600 x 30mm (8 per pack), 500 x 700 x 30mm (8 per pack), 500 x 800 x 30mm (8 per pack)



SYLVERN®



Image: Sylvern

The naturally split surface of this limestone is subject to a secondary process that provides an attractive clean finish, this coupled with crisp sawn edges is what lends this product to both traditional and contemporary designs.

Size (mm)	Sylvern	Pack Size	No. m² Per Pack
845 x 560 x 22	398917	25	11.83
560 x 560 x 22	398913	50	15.68
560 x 275 x 22	398911	100	15.4
275 x 275 x 22	398916	100	7.56
4 sizes*	398912	1	15.25

*Each pack contains: 845 x 560 x 22mm (15 per pack), 560 x 560 x 22mm (15 per pack), 560 x 275 x 22mm (15 per pack), 275 x 275 x 22mm (15 per pack)



LAZARO MARBLE®



Image: Lazaro Marble Pearl
A luxurious marble paving that will add a timeless beauty to properties of any style. Delicate veining and white mottling add to the charm of the Lazaro Marble range.

Size (mm)	Pearl	Ocean	Pack Size	No. m² Per Pack
4 sizes*	562496	228899	1	12.32

*Each pack contains: 400 x 700 x 30mm (14 per pack), 400 x 600 x 30mm (14 per pack), 400 x 500 x 30mm (14 per pack), 400 x 400 x 30mm (14 per pack)




CASARTA SLATE®



Image: Casarta Slate Silver Grey
A beautiful larger format, high quality slate from Brazil which imparts a luxurious contemporary look. This naturally clean splitting slate has a very gentle riven surface texture and is hand selected for colour consistency. Three large sizes can be laid in a random or regular pattern for an ultra modern look.

Size (mm)	Silver Grey	Black	Pack Size	No. m² Per Pack
800 x 800 x 20	628517	628520	25	16
800 x 400 x 20	822586	822589	50	15.8
400 x 400 x 20	628519	240383	100	15.6
3 sizes*	230351	957296	1	17.79

*Each pack contains: 600 x 600 x 20mm (24 per pack), 600 x 295 x 20mm (35 per pack), 295 x 295 x 20mm (34 per pack)



NATURAL SLATE



Image: Natural Slate Blue
Traditional slate with a modern blue twist. The beautiful riven surface of this slate is achieved during the natural splitting process, which is expertly done by skilled stonemasons. The rich aesthetic, deep blue grey colour and sawn edges make this a most striking landscaping product.

Size (mm)	Blue	Pack Size	No. m² Per Pack
3 Sizes*	479333	1	15.6

*Each pack contains: 600 x 600mm (24 per pack), 600 x 295mm (24 per pack), 295 x 295mm (24 per pack)
Due to naturally splitting surface, thickness is between 18-24mm.





Premium


ARGENT® PAVING

The ultimate in contemporary cool, Argent is an attractive, modern blend of British granite aggregates. Ideal for creating a host of geometric patio patterns, with a full range of coordinating hard landscaping products for the perfect finish.

CONCRETE
PAVING



Dark Coarse



Light Coarse

	Size (mm)	Dark	Light	Pack Size	No. m ² Per Pack
Coarse	200 x 600 x 38	228508	228533	25	3
	400 x 400 x 38	568537	943426	60	9.6
	450 x 450 x 38	228496	228503	56	11.3
	450 x 600 x 38	228494	228510	25	6.8
	600 x 600 x 38	816346	816347	25	9



Dark Smooth



Light Smooth



Luna Smooth

	Size (mm)	Dark	Light	Luna	Pack Size	No. m ² Per Pack
Smooth	200 x 600 x 38	228516	228492	479335	25	3
	400 x 400 x 38	568536	943427	479368	60	9.6
	450 x 450 x 38	228495	228522	479289	56	11.3
	450 x 600 x 38	228498	228506	479299	25	6.8
	600 x 600 x 38	816344	816345	479343	25	9

Don't Forget

Drainage, visit our
website for full details.

travisperkins.co.uk/outdoors




Image: Dark Smooth with Light Smooth



Image: Organa® Linen

Inspired by nature and the great outdoors, this paving is available in a subtle contemporary colour palette ranging from light to dark cream. An attractively riven surface finish designed to complement modern landscaping designs.

Size (mm)	Hessian	Cotton	Linen	Pack Size	No. m² Per Pack
450 x 450 x 35	766598	182583	182806	60	12.2
600 x 600 x 35	766603	766599	766600	30	10.8



COACH HOUSE®




Image: Coach House® Pennant

Cast from genuine reclaimed Yorkstone flagstones with a range of face profiles for an authentic aged and weathered look.

Size (mm)	Pennant	Heathland	Pack Size	No. m² Per Pack
4 sizes*	810460	810455	1	10

*Each pack contains: 900 x 600 x 35mm (6 per pack), 600 x 600 x 35mm (12 per pack), 600 x 300 x 35mm (6 per pack), 300 x 300 x 35mm (12 per pack)



HERITAGE®



Image: Heritage® Yorkstone

With a natural riven look and a choice of colours and accessories designed to complement every garden space. Heritage is cast from split stone flags with mason fettled edges. Versatile and elegant, Heritage offers a popular and attractive paving choice.

Size (mm)	Old Yorkstone	Yorkstone	Weathered Yorkstone	Pack Size	No. m² Per Pack
300 x 300 x 38	809542	809541	558311	44	4
450 x 450 x 38	816354	752961	558303	44	8.9
600 x 300 x 38	809540	809539	558302	44	7.9
600 x 450 x 38	816355	752960	558297	22	5.9
600 x 600 x 38	808935	808934	558295	22	7.9



SAXON® PAVING



Best Seller

Image: Saxon® Paving Buff

Saxon® has a distinctive textured finish, providing a practical, slip resistant surface popular with families for safety and performance. Matching edgings are available to achieve an attractive and coordinated end result.

Size (mm)	Buff	Natural	Mocha	Pack Size	No. m² Per Pack
300 x 300 x 35	819014	819012	303302	60	5.4
450 x 450 x 35	752941	752939	303300	60	12.2
600 x 300 x 35	819011	819009	303301	30	5.4
600 x 600 x 35	805198	805196	303299	30	10.8



FIREDSTONE®



Image: Firedstone® Autumn

Stylish and versatile paving, moulded from original flame treated and mason fettled flagstones. With an attractive colour palette and a light, tactile texture, Firedstone is designed to brighten and enhance even the shadiest of garden spaces.

Size (mm)	Fired York	Dusk	Autumn	Sunrise	Pack Size	No. m² Per Pack
300 x 300 x 38	568532	767778	767781	810435	44	4
600 x 300 x 38	568531	767777	767780	810434	44	7.9
600 x 600 x 38	568530	767776	767779	810433	22	7.9
3 sizes*	174311	174313	174315	174314	1	5

*Each pack contains: 600 x 600 x 38mm (8 per pack), 600 x 300 x 38mm (10 per pack), 300 x 300 x 38mm (4 per pack)



WOODSTONE®



Image: Woodstone® Sleeper Driftwood

Featuring a new range of products and colours, Woodstone offers a sought-after weathered appearance of real timber, but will never rot, warp or splinter. Made from high strength concrete, Woodstone lends itself to natural settings where other paving may look intrusive.

Size (mm)	Driftwood	Coppice Brown	Pack Size	No. m² Per Pack
900 x 225 x 50	479345	479331	40	8.1
675 x 225 x 50	479342	479279	40	6.0



PERFECTA®



Image: Perfecta® Natural

A stylish combination of the smooth surface appearance and excellent non-slip properties of Yorkstone aggregate.

Size (mm)	Buff	Natural	Pack Size	No. m² Per Pack
450 x 450 x 35	118522	700729	60	12.2
600 x 600 x 35	118523	700730	30	10.8



UTILITY PAVING – REGENT® AND TEXTURED



Image: Buff Regent

Offering an attractive and practical riven look at an affordable price. Regent paving is the premier low carbon paving designed for patio areas. Textured paving is an ideal budget choice for utility areas.

	Size (mm)	Buff	Natural	Pack Size	No. m² Per Pack
Regent	300 x 300 x 38	509694	–	60	5.4
	600 x 300 x 38	509693	–	30	5.4
	600 x 600 x 38	509691	–	30	10.8
Textured	450 x 450 x 32	129534	129535	64	13




UTILITY PAVING – PENDLE AND RICHMOND



Image: Pendle Buff

Providing practical hardstanding at a budget cost. Utility Paving offers a hard-wearing and effective solution.

	Size (mm)	Natural	Buff	Charcoal	Pack Size	No. m² Per Pack
Pendle Paving	450 x 450 x 32	794294	794295	479330	60	12.15
	600 x 600 x 38	841595	841616	479365	25	9
Richmond Paving	450 x 450 x 32	797687	797688	–	60	12.15
	600 x 600 x 38	797690	797691	–	25	9



STONEFACE® TEXTURED




Image: Stoneface® Textured Silver Birch Multi with Versuro Sawn Silver Birch Bullnose Steps as coping

This stunning walling comes in a mix of smooth and textured finishes, with a variety of lengths, widths and thicknesses, creating a truly unique looking walling.

	Size (mm)	Silver Birch Multi	Golden Sand Multi	Pack Size	No. m² Per Pack
Project Pack*	Box A = 0.54	399401	399403	18	1.35
	Box B = 0.45			17	
	Box C = 0.36			11	

*Thickness calibrated to 15mm +/- 1.5mm. Min order 1 kit only. 1 Kit will contain box A, B and C



STONEFACE® DRYSTACK VENEER



Image: Drystack Nero Quartzite Mirror

Beautiful natural stone veneers to transform existing or purpose built walls. Stunning contemporary looking walls can be achieved quickly and easily.

Size (mm)	Nero Quartzite Mirror	Nero Quartzite	Harvest Mix Quartzite	Oyster Quartzite	Pack Size	No. m² Per Pack
Z-Shape - 150 x 550	399402	751979	363852	363848	7	0.5775
Corner - 150 x 550	-	946049	363853	946057		

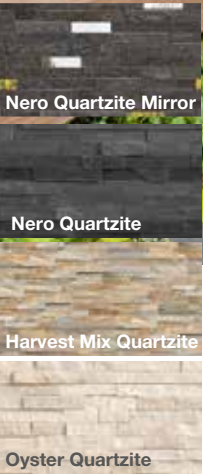


Image: Stoneface® Sawn Veneer Silver Multi with Argent Dark Coping

STONEFACE® SAWN VENEER

These beautiful natural stone veneers have been designed to clad existing or purpose built flat walls, combining all the aesthetics of sawn stone walling with the ease of the Stoneface installation method.

- Matches perfectly with all Sawn Versuro paving

Size	Golden Sand Multi	Silver Multi	Autumn Bronze	Caramel Cream	Pack Size	No. m² Per Pack
*Project Pack 5 Sizes	169767	169768	751974	946036	20	0.6

Each pack contains: *500 x 100 x 15 - 4 per pack, 400 x 100 x 15 - 4 per pack, 300 x 100 x 15 - 4 per pack, 200 x 100 x 15 - 4 per pack, 100 x 100 x 15 - 4 per pack





Premium


SAWN® VERSURO

Elegant Sawn Versuro walling provides a smooth and contemporary finish to enhance any garden setting.


- Matching copings and pier caps available
- Coordinates with the Sawn Versuro range of paving



Silver Multi



Golden Sand Multi



Caramel Cream Multi



Autumn Bronze Multi

	Size (mm)	Silver Multi	Golden Sand	Caramel Cream	Autumn Bronze	Pack Size	No. m ² Per Pack
Project Pack*	4 Sizes	118514	700724	118515	894790	1	4
Sawn Versuro Coping	500 x 135 x 50	894796	118520	700727	894795	50	

Each pack contains: *500 x 100 x 100 - 28 per pack, 400 x 100 x 100 - 28 per pack, 300 x 100 x 100 - 28 per pack, 200 x 100 x 100 - 32 per pack

NO GROUND TOO HARD.

Rock Force.

MARSHALITE® WALLING



Best Seller

Image: Marshalite® Pitched Ash Multi with Argent Coping, Dark

Marshalite walling offers a versatile and effective choice to complement all garden design schemes.

- Available in Rustic, Pitched face or Split face finish
- Available in 3 sizes
- A 10mm joint width is recommended

	Size (mm)	Buff	Ash Multi	Pack Size	No. m² Per Pack
Split	220 x 100 x 65	558342	–	360	6.2
	300 x 100 x 65	558343	–	297	6.9
	440 x 100 x 140	558354	–	90	6.1
Pitched	220 x 100 x 65	558361	303352	360	6.2
	300 x 100 x 65	558363	303353	297	6.9
	440 x 100 x 140	558446	303356	90	6.1
Rustic	220 x 100 x 65	558477	303357	320	5.5
	300 x 100 x 65	558491	303358	297	6.9



Faced on one side only on some colours but not guaranteed.

DRIVESETT® TEGULA® WALLING



Image: Tegula® Traditional with Heritage Old Yorkstone Coping

Tegula walling features a high quality, rustic appearance designed to bring instant character to any property.

- Coordinates with Drivesett Tegula® Paving
- Available in 3 sizes
- Faced on 1 side only
- A 10mm joint width is recommended

Size (mm)	Traditional	Pack Size	No. m² Per Pack
300 x 100 x 65	786534	240	5.6
440 x 100 x 140	786533	80	5.5



Traditional

OLD MILL® BRICK



Image: Old Mill® Brick Sunset

Recreating the timeless, warm look of quality crafted brickwork, Old Mill Brick offers the character and beauty found in historic handmade brick.

- Contains all of the character of historic hand-made bricks
- Vintage appearance yet possesses the same frost resistance and strength of any modern brick

Size (mm)	Sunset	Pack Size	No. m² Per Pack
215 x 102.5 x 65	857735	452	7.7



Sunset

Faced on one side and one end.



Premium

ARGENT® WALLING

Marshall's
Creating Better Spaces



Walling

Clean lines and an attractive granite texture with sparkle, all give Argent Walling a modern look and feel.

- Coordinating paving and setts
- Matching coping and pier caps
- Coordinates with Argent paving
- Available in 440 x 140 x 100mm



Dark



Light

Size (mm)	Dark	Light	Pack Size	No. m ² Per Pack
440 x 100 x 140	786537	786536	90	6.1

Don't Forget

**Blue Circle
Mastercrete Cement
25kg**



**Building Sand
Bulk Bag**

Visit travisperkins.co.uk

Image: Argent® Walling Light



Premium

TRADITIONAL NATURAL STONE

Create striking features with Marshalls attractive pitched or tumbled finished traditional natural stone walling.

- Available in pitched or tumbled finish
- Coordinates with Marshalls Natural stone paving products
- Available in 2 sizes
- Pitched Face Walling is faced on one side and two ends
- Tumbled Walling is faced on all sides



Autumn Bronze Pitched



Silver Birch Pitched



Autumn Bronze Tumbled



Silver Birch Tumbled

	Size (mm)	Autumn Bronze	Silver Birch	Pack Size	No. per m ²	No. m ² Per Pack
Pitched Walling	220 x 100 x 65	786502	786508	290	58	5
	300 x 100 x 65	786503	786510	215	43	
Tumbled Walling	220 x 100 x 65	786499	786505	290	58	5
	300 x 100 x 65	786500	786506	215	43	



Need to hire landscaping products?
Ask in Branch about Tool Hire

TP Travis Perkins

Tool Hire
Tools, plant & equipment

For a **service** you can trust



Image: Croft Stone®, Weathered

Designed specifically for the construction of retaining walls.

- No mortar required
- Can be built and rebuilt to suit design
- Easy to construct

Size (mm)	Weathered	Buff	Pack Size	No. m² Per Pack
300 x 170 x 100	568567	347942	90	2.7




Image: Cottagestone Lakeland

As part of the Natural Paving range, we offer Cottagestone Walling. Each walling product has a choice of laying options, the pitched face creates an aged effect whilst the riven face conveys a traditional look. The product comes in mixed packs of 3 different sizes.



Size (mm)	Lakeland	Golden Fossil	Carbon Black	Pack Size	No. m² Per Pack
3 Sizes Mixed Pack*	562487	562486	956674	225	5.00

*Each pack contains: 365 x 100 x 50-75mm (75 per pack), 300 x 100 x 50-75mm (75 per pack), 220 x 100 x 50-75mm (75 per pack)



Premium

Marshall's
Creating Better Spaces




NATURAL STONE STEPS

Beautifully hand finished bullnosed edge profile stone steps.

- Coordinate perfectly with Marshall's natural stone paving ranges
- Available as complete step kits

STONE STEPS



1. Sawn Versuro Caramel Cream Multi
2. Sawn Versuro Golden Sand Multi
3. Sawn Versuro Autumn Bronze Multi
4. Sawn Versuro Antique Silver Multi
5. Lazaro Marble Pearl

6. Lazaro Marble Ocean
7. Casarta Slate Silver Grey
8. Casarta Slate Black
9. Granite Eclipse Light
10. Granite Eclipse Dark

11. Granite Eclipse Graphite
12. Capleton Grange Cream
13. Capleton Manor Silver

	Size (mm)	Casarta Slate Black	Casarta Slate Silver Grey	Lazaro Marble Ocean	Lazaro Marble Pearl	Sawn Versuro Antique Silver Multi
10 Step Kit Pack	2 Sizes	963235	963190	228928	961994	493464
Step Centre Stone	560 x 350 x 50	187269	963221	228871	961995	493467
	Size (mm)	Capleton Manor Silver	Sawn Versuro Autumn Bronze Multi	Capleton Grange Cream	Granite Eclipse Graphite	Granite Eclipse Dark
10 Step Kit Pack	2 Sizes	398894	493465	398895	479280	961986
Step Centre Stone	560 x 350 x 50	398893	493468	398896	479361	961990
	Size (mm)	Granite Eclipse Light	Sawn Versuro Golden Sand Multi	Sawn Versuro Caramel Cream Multi		
10 Step Kit Pack	2 Sizes	910897	493466	766604		
Step Centre Stone	560 x 350 x 50	716881	493469	766605		

Image: Sawn Versuro Caramel Cream Multi



20mm Outdoor Porcelain



Fade Resistant



Frostproof



Algae & Moss Resistant



Easy to Clean



Good Slip Resistance



Simple to Install



Uniform Thickness



Available in a variety of sizes & designs



The Verona premium outdoor porcelain range features 20mm thick tiles to create stunning outdoor living spaces. Our tiles offer a stylish alternative to stone or concrete flagstones and our wood effect range creates the look of high-end timber decking but with many added benefits such as good slip resistance up to R11. Hard-wearing and practical, these tiles are simple to install and require no sealing - the perfect way to create a durable and low maintenance living space.

In stock now at your local Travis Perkins branch, or shop online at travisperkins.co.uk/outdoors

Marshall's
Creating Better Spaces

KERBS & COPINGS, EDGINGS



Image: Argent Coping, Dark

COPINGS AND CAPS

Use coordinating or contrasting coping colours to cap off your walls and pillars. They are an essential component to protect the structure from water damage and they complete the look.

Description	Colour	Size (mm)	Code	Pack Size
Argent	Dark	600 x 136 x 50	786540	50
		600 x 272 x 50	786541	25
	Light	600 x 136 x 50	786538	50
		600 x 272 x 50	786539	25
Precast 4-way Pillar Cap	Off White	280 x 280 x 63-32	834631	48
		380 x 380 x 76-32	834633	24
Precast Coping	Off White	600 x 140 x 50-30	838304	56
		600 x 280 x 50-30	834627	27
Saxon	Buff	600 x 136 x 50	754218	50
		600 x 272 x 50	754220	25



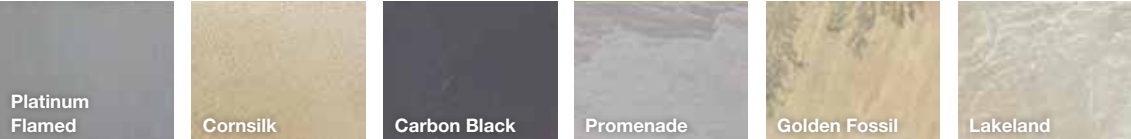
COPINGS



Image: Platinum Flamed Bullnose Coping

Our versatile coping products have been designed for use as steps, pool copings and wall copings, enabling a consistent finish to be created within any designed landscape project. In a variety of colours, the range of copings will complement a wide range of our flagstones, walling and block paving. To suit different design preferences some copings are available with a bullnose edge and others with a natural edge. All are made from sandstone, except Carbon Black, which is a limestone and may naturally lighten over time.

Bullnose Coping



Natural Chiseled Coping



Size (mm)	Colour	Code	Pack Size	Linear Metre Per Pack
600 x 300 x 50 Bullnosed	Platinum Flamed	483366	12	7.20
	Cornsilk	170052		
	Carbon Black	956813		
	Promenade	956883		
	Golden Fossil	338903		
	Lakeland	532972		
600 x 150 x 40 Natural Chiseled	Golden Fossil	957177	100	60
	Lakeland	957197		

KERBS & EDGINGS



Image: Midnight Blue Multi Kerb

To really give your driveway and garden a natural edge over all others, choose from one of our Midnight Blue limestone, Promenade and Lakeland sandstone finishing products. As Midnight Blue is a limestone, it may naturally lighten over time.



Please note that Round Top and Multi Kerb are available in Midnight Blue. Natural Split Kerbs are available in both Promenade and Lakeland.

Product	Colour	Code	Pack Size	Linear Metres Per Pack
Round Top	Midnight Blue	957243	40	24.00
Multi Kerb	Midnight Blue	957242	125	12.50
Natural Split Kerb 1000 x 200 x 70-90	Promenade	956675	30	30.00
	Lakeland	956794		
Natural Split Kerb 1000 x 250 x 130-150	Promenade	956736	13	13.00
	Lakeland	956799		
Natural Split Kerb 1000 x 300 x 190-210	Promenade	956738	9	9.00
	Lakeland	956809		

DRIVESETT® DECO



Image: Drivesett® Deco® Traditional

Create a traditional cobbled effect with these smaller rustic blocks.

- Suitable for driveway, edging or path

Size (mm)	Cinder	Cotswold	Traditional	Pack Size	No. per m ²
110 x 110 x 50	943428	943429	816375	882	10.67



VICTORIAN ROPE



Size (mm)	Red / Black	Pack Size
590 x 180 x 50	808875	30




SAWN VERSURO® EDGING



Image: Sawn Versuro Border Caramel Cream Multi

Natural Stone Edgings create a chic and modern look for your garden space. Available in four colours to match or contrast your patio paving choice.

Size (mm)	Autumn Bronze	Antique Silver	Golden Sand	Caramel Cream	Pack Size	No. per m ²
900 x 150 x 50	135265	717627	717605	135709	20	7.89



CONTOUR



Contour Edging is aimed at a wide range of property types. By suiting both contemporary and classic properties, Contour Edging can provide additional design options.

Size (mm)	Buff	Pack Size
600 x 150 x 50	479296	54



INCISED GARDEN SLEEPERS



- Pressure treated to protect against rot and decay
- Treated to Use Class 4
- Available in 2 sizes
- Perfect for creating raised beds and planters

Size (mm)	Brown	Green
100 x 200 x 2400	308671	308672
125 x 250 x 2400	308718	310316

RECLAIMED SLEEPER



- Reclaimed sleepers are the perfect choice to add a rustic feel to your garden.
- Treated with creosote and must be handled with protective gloves
 - Durable and versatile
 - Suitable for boundaries, edgings, planters, raised beds and borders
 - Can also be used to create decks, terraces and walkways

Size (mm)	Code
125 x 205 x 2590	886477



HARDWOOD SLEEPER

- A versatile product that will add character and quality to any garden.
- Made from European Oak
 - Durable
 - Easy to install

Size (mm)	Code
100 x 200 x 2400	642729

LOG ROLL



A cost-effective solution for a number of applications.

Size (mm)	Log Roll Green	Pack Size
1800 x 300	367454	48
1800 x 225	367453	56
1800 x 150	367452	72



DECKING COLLECTION

ENHANCED GRIP

Timber decking can become slippery underfoot, particularly in wet conditions. Enhanced Grip decking combines timber decking with aggregate non-slip infills so you can still have the natural beauty of a traditional timber deck, with the reassurance of a non-slip surface, that even works through snow and ice, ensuring safe use all year round.

Key Benefits...

- ✓ Peace of mind - no accidents
- ✓ Proven performance
- ✓ Quick and easy to install
- ✓ 5 year warranty on inserts




TIMBER

Our timber decking is machine grooved to a profile from certified Scandinavian softwood timber. It is easy to install and maintain and is pressure treated to ensure durability.

Key Benefits...

- ✓ Kiln dried for increased stability
- ✓ Resistant to water
- ✓ Protects against rot, fungi and moisture
- ✓ Responsibly sourced wood
- ✓ Can be clinched, planed, drilled and sawed



COMPOSITE

Our new range of composite decking provides a low maintenance, long lasting solution that will not warp, splinter or rot. It offers the opportunity to create a modern, luxurious outdoor space.

Key Benefits...

- ✓ Low maintenance
- ✓ Low potential for slip in both wet and dry
- ✓ UV resistant
- ✓ Contains 95% recycled raw materials
- ✓ Will not warp, splinter or rot



ecodek®

25 Year
Warranty

COMPOSITE
DECKING

Image: Ecodek® Heritage Pennine Millstone

ECODEK HERITAGE

Ecodek® Heritage has an attractive wood grain effect, which gives you the beauty of timber with all the benefits of a composite deck board. It's the perfect low maintenance choice that will allow you to enjoy your outdoor space for years to come.

- Low maintenance
- Made in Britain. 25 year warranty
- Does not promote mould or algae growth
- Low potential for slip in wet and dry conditions
- Will not rot, split or splinter



Highland Basalt

Pennine Millstone

Brecon Shale

Cornish Pebble

Welsh Slate



Size (mm)	Highland Basalt	Pennine Millstone	Brecon Shale	Cornish Pebble	Welsh Slate
136 x 21 x 3600	235057	235061	235051	235042	235075



25 Year
Warranty

Image: Ecodek® Pebble Grey

ECODEK AT

The AT Board is manufactured from an innovative, high quality wood polymer composite. This gives you a similar look to timber, but their solid cross section makes them robust, slip resistant and suitable for many construction applications.



Black

Dark Brown

Light Brown

Pebble Grey

Slate Grey



Size (mm)	Highland Basalt	Pennine Millstone	Brecon Shale	Cornish Pebble	Welsh Slate
136 x 21 x 3600	235078	235056	235062	235046	235048

HD DECK XS® / XS® FIRE





Image: HD XS® in Lava

Using recycled plastics and FSC® 100% wood flour, **HD Deck XS®** is a modern, composite decking that comes in three different colours, and in two different styles, so you'll have plenty of variety to choose from when designing your decking to complement the surrounding areas. **HD Deck XS® Fire** is class B fire rated. The higher rating provides customers with balconies, verandahs and roof terraces the peace of mind they desire.

HD Deck XS	Walnut	Silver	Lava	Slate*
25 x 146 x 3600mm	483302	483308	483321	483318
Fascia - 74mm	483305	483323	483317	483311
End Caps	483339	483342	483341	-

HD Deck XS Clips	Code	Pack Size
Starter Clips	483348	20
Universal Clips**	483350	200
Slim Clips	483347	200

* Slate only available in HD Deck XS Fire
** Not for use with HD Deck XS Fire



HD DECK DUAL®

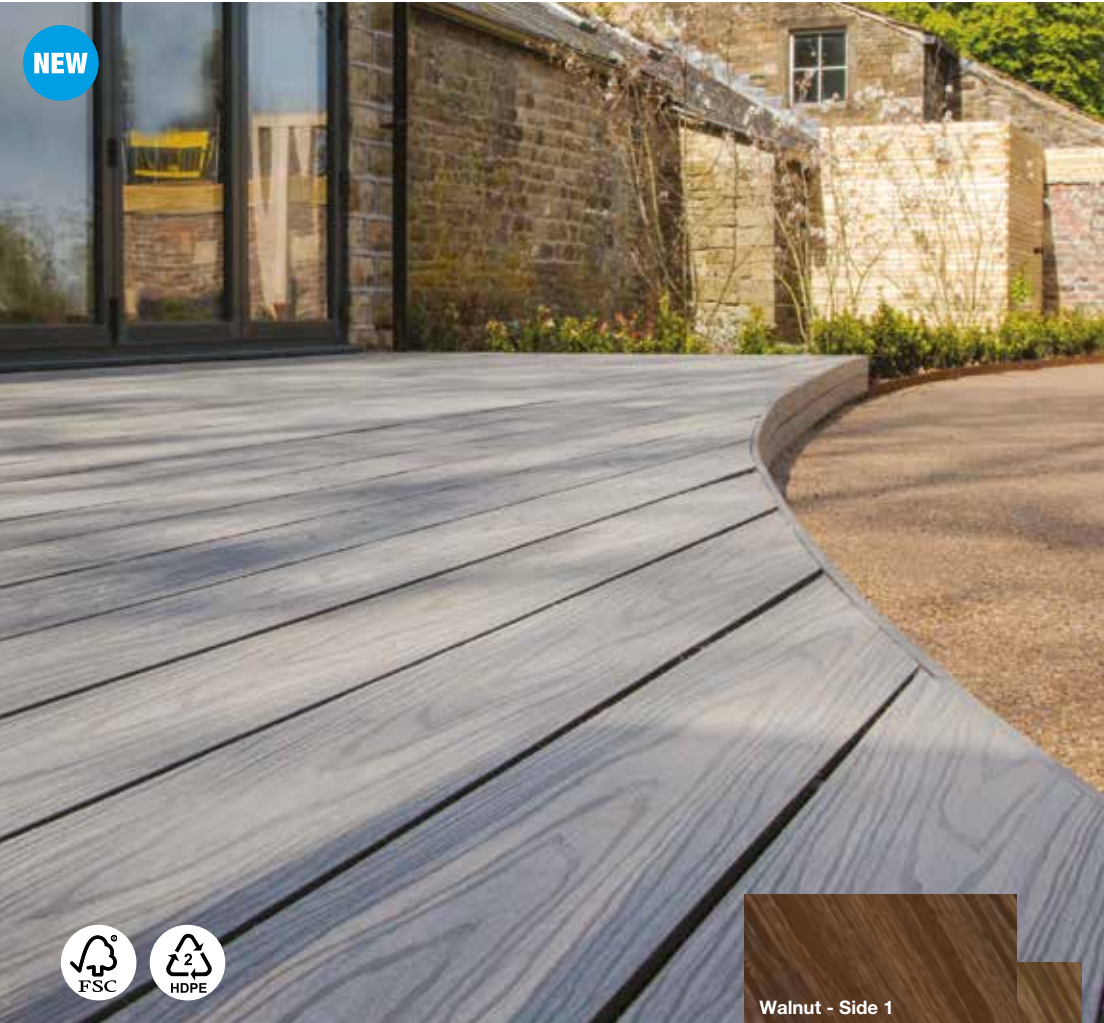


Image: HD Deck Dual® in Antique

Using recycled plastics and FSC® 100% wood flour, **HD Deck Dual®** has an unrivalled likeness to timber, which sets it apart from other composites. The dual-sided boards offer a reversible two contrasting colour options, providing the opportunity to create a bespoke finish.

HD Deck Dual	Walnut	Oak	Antique	Carbon
25 x 143 x 3600mm	483313		483306	
Fascia - 72mm	483324	483301	483320	483307
Fascia - 150mm	483304	483314	483316	483322
Bullnose	483312	483326	483310	483309
End Caps	483343	483338	483344	483340

HD Deck Dual Clips	Code	Pack Size
Starter Clips	483346	20
Universal Clips	483350	200
Slim Clips	483349	200

EDGE Balustrade	White	Oak
1220mm Kit	483332	483329
1830mm Kit	483333	483331
End Post Kit	483351	483353
Middle Post Kit	483330	483336
Corner Post Kit	483328	483334



EDGE™
Balustrade System



Piazza Californian Oak

UPM PROFI PIAZZA

Best in class with natural wood look



Piazza One – Residential use

Piazza Pro – Residential & Commercial use

Piazza
Brazilian
Walnut

- 25 year structural, stain resistance and colour durability guarantee
- 75% recycled / 100% recyclable
- Made in Germany
- California Oak and Silver Teak will be available early summer



Californian Oak



Brazilian Walnut



Silver Teak



Streaked Ebony



Piazza Silver Teak

UPM PROFI DECK 150

Best in class with contemporary and smart design



Deck 150 Night Sky Black

Deck 150 Stone Grey

Deck 150 Autumn Brown


- Engineered core with high impact strength
- High scratch and stain resistance and remains splinter free
- Up to 10 year structural guarantee
- 55% recycled / 100% recyclable
- Made in Germany




Pearl Grey



Silver Green



Stone Grey



Night Sky Black



Chestnut Brown



Autumn Brown



Deck 150 Silver Green



Deck 150 Pearl Grey

www.upmprofi.com

TIMBER
DECKING

Don't Forget

Decking Pedestals,
see page 86.



Best Seller

TREATED TIMBER DECKING

Softwood decking is the perfect way to create a versatile outdoor living space which is in harmony with your garden.

Description	Depth x Width (mm)	Length (m)	Code
Treated Decking	29 x 124 (Finished Size 120 x 26)	3	890890
		3.6	308683
		4.8	308682
	35 x 148 (Finished Size 144 x 32)	3	885815
		3.6	885816
		4.8	895114
Decking Step Strings	LD402 - 3 Step String 35° Pitch	–	156255
	LD403 - 5 Step String 35° Pitch	–	156263

HARDWOOD DECKING



Premium

The beauty and natural warmth of hardwood can provide you with the ideal outdoor space, making a fantastic focal point.



Description	Size (mm)	Code
	90 x 19 (Finished Size)	529495
Grooved one side	145 x 21	360686
	145 x 28	360701

PEDESTALS



Description	Size (mm)	Code	Pack Size
Adjustable Decking	40 - 60	398274	60
	50-80	398262	60
	80 - 140	398247	40
	140 - 230	398253	40
Adjustable Paving	40-60	398281	60
	50-80	398250	60
	80 - 140	398286	40
	140 - 230	398276	40
S - Levelling Paving	29 - 39	398287	60
	55 - 75	398282	60
	65 - 95	398272	60
	95 - 155	398268	40
	155 - 245	398254	40
Lateral Riser Support		398275	10
Riser Extension		398273	60
Square Side Plate	200 x 200	398265	10



140-230 Paving



40-60 Paving



50-80 Paving



80-140 Paving



ENHANCED
GRIP DECKING



Premium

GRIPSURE HARDWOOD

An extremely high quality timber ideal for situations where style and appearance are paramount.

- Made from Cumaru
- 2 enhanced grip strips for a premium safety solution
- 10 year warranty on infills

Size (mm)	Code
21 x 150 x 3600	278599



GRIPSURE BAMBOO



NEW

Premium

- Attractive oiled finish
- Fire resistant – Class B
- 25-year warranty against rot and decay
- Weathers to an attractive grey finish

Size (mm)	Dark Brown	Light Brown
20 x 137 x 1850	479853	479856



ENHANCED GRIP DECKING



Best Seller

With the same profile as our treated timber decking, but with two non-slip infills. This allows you to combine the traditional look of timber decking, with the added safety benefits of non-slip where required.

- 10 year warranty on aggregate non-slip infills
- Work through snow, ice, leaves, mould, mildew and moss.

Size (mm)	Code
125 x 29 x 3600	583708
148 x 35 x 3600	583709



GRIPSURE PRO



With 3 non-slip infills, Pro Classic achieves a high safety rating and is ideal for high profile projects.

- Additional grip with 3 non-slip infills
- 10 year warranty

Size (mm)	Code
32 x 150 x 3600	278475



GRIPSURE AQUADECK



An innovative enhanced grip decking board, with a rubber surface that allows water to drain through the board and back to the ground.

- Ideal for use around swimming pools and hot tubs
- Available in bright colours, great for schools, nurseries and playgrounds
- Soft underfoot

Size (mm)	Code
28 x 145 x 3600	278476





Timber decking which features two white coloured antislip inserts provides a safe, non-slip area that can be used all year round. An inclusive profile offering a comfortable surface for everyone using the deck including pedestrians and wheelchair users. The smooth profile ensures the deck is low maintenance and easy to keep clean. Structurally graded to a minimum of C16.



Description	Size (mm)	Code	Size (mm)	Code
Smooth Profile	28 x 145 x 3600	352968	34 x 145 x 3600	741217
	28 x 145 x 4200	352974	34 x 145 x 4200	741231
	28 x 145 x 4800	741183	34 x 145 x 4800	741328

ANTISLIP PLUS



Available in a smooth or grooved profile featuring two grey antislip inserts. Antislip Plus provides a durable and effective surface to minimise the risk of slipping, even in adverse weather conditions ensuring that the deck can be safely used all year round. Structurally graded to a minimum of C16.



Description	Size (mm)	Code
Profile Timber	150 x 32	211768
	38 x 150	211808

Lengths available 3.6, 4.2, 4.5, 4.8m



Fencing and Landscaping Timbers 2020

Reinvigorate your outdoor space with our range of fencing and landscaping timbers

- Square edge and feather edge boards
- Wide range of landscaping sleepers
- High pressure treated posts and rails
- Incised fence posts and sleepers with a 15-year warranty for peace of mind





Wood Composite Decking



Wood Composite Decking

- Made in Britain
- Quick and easy to install
- Available in four colours
- Perfect for residential projects and gardens
- **23 x 146 x 3600mm**

- Made in Britain
- Quick and easy to install
- Available in three colours
- Ideal for high footfall areas and commercial projects
- **22 x 138 x 3600mm**

10 years

Warranty (Habitat)

↔

Dual-sided (Habitat)

20 years

Warranty (Urban)

🍷

Stain resistant surface (Urban)

Wood Composite Decking

By 



BALUSTRADES

The finishing touch to any decking project. From square to round spindles and balustrades to match, shape your decking area to transform this outdoor space.

Don't Forget

Decking Lights.
Visit travisperkins.co.uk/outdoors



HANDRAILS, CAPS & FIXINGS

View the full range online at travisperkins.co.uk



	Description	Size (mm)	Code
Handrails	1 LD201C Traditional Multipurpose	66 x 32 x 1800	894214
	2 LD265 Large Traditional Handrail with Fillet	68 x 68 x 2400	513182
	3 LD246 Large Traditional Baserail	68 x 32 x 2400	792859
	4 LD220 Flat Capping Rail	115 x 27 x 2400	988227
	5 LD259 L Rail	58 x 68 x 2400	513153
	6 LD218 Softwood Round	54 (diameter) x 2200	988226
	7 LD206 American Rail	120 x 27 x 1800	931142
	8 LD263 Glass Panel Carrying Rail	68 x 40 x 2400	513162
Caps	9 LD204 Patrice	100 x 100	931140
	10 LD311 Cover Cap (4 pack)	100 x 100	981674
Fixings	LD333 Galvanised Twist Bracket including Cover Cap (4 pack)	–	593982
	LD330 Fixing Strap	–	989230
	LD309 Balustrade Bolt (4 pack)	–	979171
	11 LD558 Rake Newel to Rail Bracket (2 pack)	–	513192
	LD559 Landing Newel to Rail Bracket (2 pack)	–	513193
	12 LD244 Baserail Support Bracket	89 x 15 x 182	536388
	Exterior Tite Countersunk Screw - Black (200 box)	4 x 40	931064
	Exterior Tite Countersunk Screw - Silver (200 box)	4 x 40	931065
	Exterior Pan Head Screw - Black (200 box)	4 x 40	348859
	Exterior Pan Head Screw - Silver (200 box)	4 x 40	154791



View the full range online at travisperkins.co.uk/outdoors

PANELS, BALUSTERS & NEWELS




Sizes are for illustration purposes only



	Description	Size (mm)	Code
Panels	1 LD211 Sunburst Timber	36 x 1130 x 760	947583
	2 LD212 Cross-hatch Timber	36 x 1130 x 760	947585
	3 LD258 Glass Panel with Brackets	150 x 8 x 876	513151
	LD258 Glass Panel with Brackets (4 pack)	150 x 8 x 876	513152
	4 LD262 Glass Panel	150 x 8 x 876	513157
	LD262 Glass Panels (4 pack)	150 x 8 x 876	513160
Balusters	5 LD207 Patrice	75 x 75 x 1195	931143
	6 LD209 Patrice	82 x 82 x 1195	792849
	7 LD251 Patrice 1.5m	82 x 82 x 1500	217595
	8 LD226 Square Baluster	41 x 41 x 900	535209
	9 LD205 American Baluster	27 x 27 x 900	931141
	10 LD237 Straight Metal Baluster	12 x 12 x 769	536383
	11 LD238 Twist Metal Baluster	12 x 12 x 769	536384
	12 LD260 Metal Victorian Baluster (5)	6 x 26 x 820	513155
Spindles	13 LD261 Metal Abbey Baluster (5)	6 x 26 x 820	513156
	14 LD248 Stop Chamfered Spindle	41 x 41 x 900	217280
	15 LD227 Round Spindle	35 (diameter) x 900	523653
Newels	16 LD249 Stop Chamfered Newel	82 x 82 x 1195	217447
	17 LD224 Square Newel	82 x 82 x 1375	989224
	18 LD223 Round Newel	90 x 90 x 1375	988219
	LD257 Stop Chamfered Newel	82 x 82 x 1375	513150



We recommend
Bullet
Deck & Fence
Wood Screws.



Visit travisperkins.co.uk

GUIDE TO FENCING

Whether you have a contemporary or traditional style, you will find a fence panel to suit, adding that finishing touch to your garden design.

DECORATIVE PANELS

Our collection of decorative panels and screens have a high quality, smooth-planed finish and come in a variety of styles.

Key Features

- Pressure treated
- Variety of heights



TRADITIONAL PANELS

These traditional panels are available in a variety of constructions.

Key Features

- Dip or Pressure treated
- Variety of heights

LOW LEVEL FENCING

Offers an unobtrusive fencing solution that is easy to maintain.

Key Features

- Can create a decorative feature
- Ideal for front gardens



TRELLIS & LATTICE

Perfect for growing climbing plants. Larger panels are ideal for screening.

Key Features

- Choice of sizes
- Easy to install

DECORATIVE FENCING



DOUBLE SLATTED PANEL & GATE

The Double Slatted Panel is a substantial and stylish panel with a contemporary look. It will give a modern feel to boundary fencing and will transform any garden.

- Available in 2 sizes
- Pressure treated
- 15 year anti-rot guarantee

Panel	Direct to Branch	Direct to Site		
Size H x W (mm)	Single	Pack of 3	Pack of 4	Pack of 5
1800 x 1800	229478	243246	243249	243247
910 x 1800	356325	445818	445766	445876
Gate	Single	Single		
1800 x 900	409665	445799		
900 x 900	409684	445695		

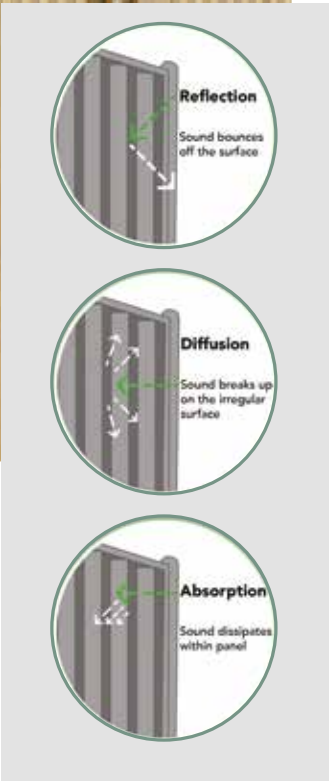


Did you know?

Products with this symbol are available for delivery direct to site – typically within 5 working days



DECIBEL PANEL & GATE




The Decibel Noise Reduction Panel uses clever design to deliver a domestic panel that can reduce the noise level down from average road traffic or a typical petrol lawnmower up to 30dB!

- Pressure treated
- 15 year anti-rot guarantee
- Panels can be mounted with boards vertically or horizontally

Panel	Direct to Branch	Direct to Site		
Size H x W (mm)	Single	Pack of 3	Pack of 4	Pack of 5
1800 x 1830	229467	445681	445759	445783
Gate	Single	Single		
1800 x 900	229582	445805		



Laboratory tested to BS EN 1793 2 and BS EN ISO 717 1 (Noise reducing devices)



TONGUE & GROOVE PANELS

Our Tongue & Groove panels and matching gates are made from high quality interlocking boards.

- Pressure treated
- 15 year anti-rot guarantee
- 3 styles available

VERTICAL TONGUE & GROOVE PANEL & GATE



Panel	Direct to Branch	Direct to Site		
Size H x W (mm)	Single	Pack of 3	Pack of 4	Pack of 5
1828 x 1828	357050	447449	447398	447035
1524 x 1828	357031	447488	447490	447453
1216 x 1828	357046	447306	447182	447345
914 x 1828	356984	447162	447389	447164
Gate	Single	Single		
1830 x 900	285341	445787		

DOME TOP TONGUE & GROOVE PANEL & GATE



Panel	Direct to Branch	Direct to Site		
Size H x W (mm)	Single	Pack of 3	Pack of 4	Pack of 5
1828 x 1828	356715	243240	243248	243242
1524 x 1828	356622	243132	243195	243204
1216 x 1828	356788	243160	243137	243169
Gate	Single	Single		
1800 x 900	352209	446068		

HORIZONTAL TONGUE & GROOVE PANEL & GATE



Panel	Direct to Branch	Direct to Site		
Size H x W (mm)	Single	Pack of 3	Pack of 4	Pack of 5
1828 x 1828	356959	447449	447398	447035
1524 x 1828	356667	447489	447024	447492
1216 x 1828	356259	447247	447168	447445
Gate	Single	Single		
1830 x 900	285348	445688		

EUROPA PRAGUE PANEL & GATE



Best Seller 

A popular, high quality, smooth-planed decorative panel with alternatively mounted horizontal boards and attractive diamond lattice top section.

- Available in 3 sizes
- Pressure treated
- 15 year anti-rot guarantee



Panel	Direct to Branch	Direct to Site		
Size H x W (mm)	Single	Pack of 3	Pack of 4	Pack of 5
1800 x 1800	414850	427043	427044	427061
1500 x 1800	536715	447139	447146	447150
1200 x 1800	414851	447108	447178	447131
Gate	Single	Single		
1800 x 900	414857	446386		
1200 x 900	536726	445967		



Don't Forget

Cuprinol Shed and Fence Weatherproof Treatment
For the complete range visit travisperkins.co.uk/outdoors

EUROPA BRADVILLE PANEL & GATE



Panel	Direct to Branch	Direct to Site		
Size H x W (mm)	Single	Pack of 3	Pack of 4	Pack of 5
1800 x 1800	987029	446379	445946	445777
Gate	Single	Single		
1800 x 900	774876	445905		

A contemporary panel with an appealing chevron design made up from diagonally mounted boards that feature a smooth-planed and grooved profile.

- Pressure treated
- 15 year anti-rot guarantee

EUROPA DOMED PANEL & GATE



Panel	Direct to Branch	Direct to Site		
Size H x W (mm)	Single	Pack of 3	Pack of 4	Pack of 5
1800 x 1800	987047	445714	445687	445798
1100 x 1800	532520	445872	445792	445744
Gate	Single	Single		
1790 x 1000	552238	446467		

A decorative panel featuring smooth-planed horizontally mounted boards with a grooved profile - an attractive wave top makes a decorative feature.

- Available in 2 sizes
- Pressure treated
- 15 year anti-rot guarantee

EUROPA PLAIN PANEL & GATE



Panel	Direct to Branch	Direct to Site		
Size H x W (mm)	Single	Pack of 3	Pack of 4	Pack of 5
1800 x 1800	536712	446984	447473	447466
1500 x 1800	229472	243177	243154	243198
1200 x 1800	229468	243200	243159	243188
Gate	Single	Single		
1800 x 900	285372	445867		

A high specification, decorative alternative to standard horizontal board fence panels, with mounted groove profile boards arranged either side of the frame in a staggered pattern.

- Available in 3 sizes
- Pressure treated
- 15 year anti-rot guarantee

WOVEN PANEL



An elegant, contemporary design that works well in a wide range of settings, perfect for framing, screening or partitioning different parts of a garden or patio.

- Available in 2 sizes
- Pressure treated
- 15 year anti-rot guarantee

Panel	Direct to Branch	Direct to Site		
Size H x W (mm)	Single	Pack of 3	Pack of 4	Pack of 5
1810 x 1800	356461	445907	445926	445796
910 x 1800	356826	445709	445782	445778

VERTICAL HIT AND MISS PANEL & GATE



Don't forget your ironmongery visit travisperkins.co.uk for the full range

A high specification, decorative alternative to standard horizontal board fence panels, with mounted groove profile boards arranged either side of the frame in a staggered pattern.

- Pressure treated
- 15 year anti-rot guarantee

Panel	Direct to Branch	Direct to Site		
Size H x W (mm)	Single	Pack of 3	Pack of 4	Pack of 5
1800 x 1800	536712	446984	447473	447466
Gate	Single	Single		
1800 x 900	229580	480610		

KYOTO PANEL & GATE



A decorative panel with a contemporary feel and clean, modern lines. Boards are mounted either side of the battens.

- Available in 3 sizes
- Pressure treated
- 15 year anti-rot guarantee

Panel	Direct to Branch	Direct to Site		
Size H x W (mm)	Single	Pack of 3	Pack of 4	Pack of 5
1800 x 1800	148571	447149	447135	446996
1500 x 1800	356747	447106	447179	447221
1200 x 1800	536709	447116	447643	447468

Gate	Direct to Branch	Direct to Site
Size H x W (mm)	Single	Single
1800 x 900	924846	446332

WINDERMERE PANEL



A decorative panel with an attractive lattice top - boards are mounted either side of the battens.

- Pressure treated
- 15 year anti-rot guarantee

Panel	Direct to Branch	Direct to Site		
Size H x W (mm)	Single	Pack of 3	Pack of 4	Pack of 5
1800 x 1800	480663	480600	480619	480612

Did you know?

Products with this symbol are available for delivery direct to site – typically within 5 working days






DIP TREATED TRADITIONAL FENCE PANELS

- A surface treatment that sits on top of the timber
- Because this is a surface treatment, you will need to annually treat your panels
- Dip Treated Fence Panels should always be installed with a gravel board
- 10 year anti-rot guarantee
- Made in the UK

DIP TREATED OVERLAP PANEL & GATE



- 5mm thick square cut boards
- Horizontal boards sandwiched by a perimeter frame
- Finished with a profiled panel cap to prevent water ingress



Panel Size H x W (mm)	Direct to Branch	Direct to Site		
	Single	Pack of 3	Pack of 4	Pack of 5
1830 x 1830	817520	445895	445661	445743
1520 x 1830	817521	445884	445649	445708
1220 x 1830	817522	445741	445721	445764
910 x 1830	817523	445753	445794	445757
Gate	Single	Single		
1820 x 910	811111	446277		

DIP TREATED CLOSEBOARD PANEL & GATE



- 8mm thick vertical square cut boards
- 3 x 32mm horizontal battens for reinforcement
- Finished with a profiled panel cap to prevent water ingress



Panel Size H x W (mm)	Direct to Branch	Direct to Site		
	Single	Pack of 3	Pack of 4	Pack of 5
1830 x 1830	848946	447493	447202	447484
1520 x 1830	848948	447065	447134	447432
1220 x 1830	848949	447370	447368	447309
910 x 1830	848950	447091	447132	447186
Gate	Single	Single		
1820 x 910	332510	446037		


DIP TREATED FEATHER EDGE PANEL & GATE



- 10mm thick leading edge tapered boards
- 2 x 45mm horizontal battens for reinforcement
- Finished with a profiled panel cap to prevent water ingress



Panel Size H x W (mm)	Direct to Branch	Direct to Site		
	Single	Pack of 3	Pack of 4	Pack of 5
1850 x 1830	536734	446159	446362	446279
1540 x 1830	536733	447145	447317	447351
1230 x 1830	761257	447092	447121	447103
930 x 1830	567187	447371	447198	447343
Gate	Single	Single		
1820 x 910	567193	285359		


 **FSC®**
The Forest Stewardship Council® (FSC®) is an international network designed to promote responsible management of the world's forests.
Look for FSC® certified products.



PRESSURE TREATED TRADITIONAL FENCE PANELS

- The treatment is forced into the timber under pressure
- No need to treat annually
- You can still add your choice of aftermarket preservative, colour or finish to any pressure treated panel
- 15 year anti-rot guarantee
- Made in the UK

PRESSURE TREATED OVERLAP PANEL & GATE



- 5mm thick square cut boards
- Horizontal boards sandwiched by a perimeter frame
- Finished with a profiled panel cap to prevent water ingress



Panel Size H x W (mm)	Direct to Branch	Direct to Site		
	Single	Pack of 3	Pack of 4	Pack of 5
1830 x 1830	160637	446498	446407	445940
1520 x 1830	160641	447339	447153	447177
1220 x 1830	160642	447487	447438	447467
910 x 1830	160643	447173	447143	447254
Gate	Single	Single		
1820 x 910	531859	285347		

PRESSURE TREATED CLOSEBOARD PANEL



- 8mm thick vertical square cut boards
- 3 x 32mm horizontal battens for reinforcement
- Finished with a profiled panel cap to prevent water ingress



Panel Size H x W (mm)	Direct to Branch	Direct to Site		
	Single	Pack of 3	Pack of 4	Pack of 5
1830 x 1830	480590	480698	480697	480694
1520 x 1830	480670	480720	480681	480683
1220 x 1830	480602	480690	480688	480672
910 x 1830	480691	480692	480679	480673

PRESSURE TREATED FEATHER EDGE PANEL & GATE



- 10mm thick leading edge tapered boards
- 2 x 45mm horizontal battens for reinforcement
- Finished with a profiled panel cap to prevent water ingress



Panel Size H x W (mm)	Direct to Branch	Direct to Site		
	Single	Pack of 3	Pack of 4	Pack of 5
1850 x 1830	480611	480696	480699	480689
1540 x 1830	480667	480678	480693	480695
1230 x 1830	480625	480685	480674	480682
930 x 1830	480621	480684	480687	480675
Gate	Single	Single		
1820 x 910	531860	286575		

LOW LEVEL FENCING



Our low level fencing is easy to maintain and can be stained to suit.

DECORATIVE HIT & MISS PANEL & GATE

- Pressure treated
- 15 year anti-rot guarantee



Panel	Direct to Branch	Direct to Site		
Size H x W (mm)	Single	Pack of 3	Pack of 4	Pack of 5
1100 x 1830	287754	446278	446015	446549
Gate	Single	Single		
1100 x 900	287752	445960		

DIAMOND EXPANDING SCREEN

- Pressure treated
- 15 year anti-rot guarantee



Panel	Direct to Branch	Direct to Site		
Size H x W (mm)	Single	Pack of 3	Pack of 4	Pack of 5
900 x 2400	536730	446261	446030	446129

HEAVY DUTY PALE PANEL & GATE

- Pressure treated
- 15 year anti-rot guarantee



Panel	Direct to Branch	Direct to Site		
Size H x W (mm)	Single	Pack of 3	Pack of 4	Pack of 5
900 x 1830	537203	445939	446135	445932
Gate	Single	Single		
900 x 1000	537205	446149		

ULTIMA PALE PANEL & GATE

- Pressure treated
- 15 year anti-rot guarantee



Panel	Direct to Branch	Direct to Site		
Size H x W (mm)	Single	Pack of 3	Pack of 4	Pack of 5
900 x 1830	789795	446562	446179	446317
Gate	Single	Single		
900 x 900	859410	446521		

PALE PANEL & GATE

- Dip treated
- 10 year anti-rot guarantee



Panel	Direct to Branch	Direct to Site		
Size H x W (mm)	Single	Pack of 3	Pack of 4	Pack of 5
900 x 1830	536751	446282	446014	446150
Gate	Single	Single		
900 x 900	493132	446048		

TRELLIS & LATTICE

TRADITIONAL TRELLIS



- Pressure treated
- 15 year anti-rot guarantee



Panel	Direct to Branch	Direct to Site		
Size H x W (mm)	Single	Pack of 3	Pack of 4	Pack of 5
1800 x 300	537512	445638	445710	445697
1800 x 600	537513	445785	445636	445696
1800 x 900	537514	445765	445665	445811
Traditional Fan Trellis				
1800 x 600	537515	445931	445666	445762

HEAVY DUTY TRELLIS



- Dip treated
- 10 year anti-rot guarantee



Panel	Direct to Branch	Direct to Site		
Size H x W (mm)	Single	Pack of 3	Pack of 4	Pack of 5
1830 x 300	361152	446166	446485	446516
1830 x 610	361153	445723	445635	445793
1830 x 910	361154	446389	445938	445770
1830 x 1220	361149	446284	446293	445742
1830 x 1830	361151	446350	445768	446042
Heavy Duty Fan Trellis				
1830 x 660	537507	446504	446321	445752

HIDCOTE LATTICE



- Pressure treated
- 15 year anti-rot guarantee



Panel	Direct to Branch	Direct to Site		
Size H x W (mm)	Single	Pack of 3	Pack of 4	Pack of 5
1800 x 300	149174	446494	446106	445843
1800 x 600	537313	445978	445763	446304
1800 x 900	537315	446113	446367	445788
1800 x 1200	149184	446361	446537	446010
1800 x 1800	731397	446006	445775	446104
Hidcote Fan Lattice				
1800 x 610	731377	445974	446474	446127

CONTEMPORARY SINGLE SLATTED SCREEN



- Pressure treated
- 15 year anti-rot guarantee

Panel	Direct to Branch	Direct to Site		
Size H x W (mm)	Single	Pack of 3	Pack of 4	Pack of 5
1800 x 1800	480666	447209	447183	447117

HAMBURG SCREEN



- Pressure treated
- 15 year anti-rot guarantee

Panel	Direct to Branch	Direct to Site		
Size H x W (mm)	Single	Pack of 3	Pack of 4	Pack of 5
1800 x 1800	841966	446512	446101	445890
900 x 1800	536714	446337	446122	445830

DOUBLE SLATTED DIAMOND LATTICE



- Pressure treated
- 15 year anti-rot guarantee



Panel	Direct to Branch	Direct to Site		
Size H x W (mm)	Single	Pack of 3	Pack of 4	Pack of 5
1800 x 300	356957	445692	445669	445724
1800 x 600	356188	445870	445719	445781
1800 x 900	356791	445755	445738	445746

PREMIUM FRAMED TRELLIS



- Pressure treated
- 15 year anti-rot guarantee



Panel	Direct to Branch	Direct to Site		
Size H x W (mm)	Single	Pack of 3	Pack of 4	Pack of 5
1800 x 450	342745	446145	446409	445857
1800 x 900	536839	445791	445802	445769
1800 x 1200	730912	446377	446489	446067
1800 x 1800	536850	446153	446341	446506

ROSEMORE LATTICE



- Pressure treated
- 15 year anti-rot guarantee



Panel	Direct to Branch	Direct to Site		
Size H x W (mm)	Single	Pack of 3	Pack of 4	Pack of 5
1800 x 300	160658	446055	446137	446107
1800 x 600	160657	446352	446220	445964
1800 x 900	160656	446347	445735	446318
1800 x 1200	480623	480609	480615	480618
1800 x 1800	160655	446391	446163	445779

WISLEY LATTICE



- Pressure treated
- 15 year anti-rot guarantee



Panel	Direct to Branch	Direct to Site		
Size H x W (mm)	Single	Pack of 3	Pack of 4	Pack of 5
1800 x 300	160654	446365	446151	446515
1800 x 450	160653	446086	446384	445740
1800 x 600	160652	446146	445797	446144
1800 x 900	160651	446351	446357	445685
1800 x 1200	160650	446155	446397	446168
1800 x 1800	160648	446355	446234	445707

WILLOW SCREEN




Panel	Direct to Branch	Direct to Site		
Size H x W (mm)	Single	Pack of 3	Pack of 4	Pack of 5
1800 x 1800	352193	445837	445800	445645

BURBAGE CLASSIC

Bow Top



Single



Description	Height	Fits Opening	Code
Single Gate	914mm	838mm	468759
	914mm	914mm	468720
	914mm	991mm	468805
Low Bow Gate	1181mm	838mm	468935
	1219mm	914mm	468777
	1257mm	991mm	468789
Tall Bow Top Gate	1830mm	914mm	468723
Double Gate	914mm	2134mm	468967
	914mm	2438mm	468813
	914mm	2743mm	468972
	914mm	3048mm	468910

Treatment: Black Powder Coated

BURBAGE REGENT

Bow Top



Single




Description	Height	Fits Opening	Code
Burbage Regent Single Gate	914mm	838mm	468721
	914mm	914mm	468767
	914mm	991mm	468929
Burbage Regent Bow Top Gate	1753mm	762mm	468936
	1791mm	838mm	468716
	1829mm	914mm	468904
	1867mm	991mm	468768
	1905mm	1067mm	468871
Burbage Regent Double Gate	914mm	2134mm	468849
	914mm	2438mm	468806
	914mm	2743mm	468714
	914mm	3048mm	468916

Treatment: Black Powder Coated

COURT HOOP TOP GATE

Single



Railing



Description	Height	Fits Opening	Code
Single Gate	950mm	1000mm	468869
Railing	492mm	1830mm	469611
Fence	950mm	1830mm	469759

Treatment: Primer Coated

STIRLING GATE

Bow Top



Single



Description	Height	Fits Opening	Code
Single Gate	914mm	762mm	468801
	914mm	914mm	468722
	914mm	1067mm	468917
	914mm	1220mm	468711
Railing Panel	403mm	1830mm	468905
Double Gate	914mm	2134mm	468717
	914mm	2438mm	468719
	914mm	2743mm	468925
	914mm	3048mm	468963
	914mm	3353mm	468742
Tall Bow Top Gate	914mm	3658mm	468868
	1755mm	762mm	468902
	1830mm	914mm	468798
	1905mm	1067mm	468923
	1981mm	1220mm	468830

Primer coated only, must be painted after fitting

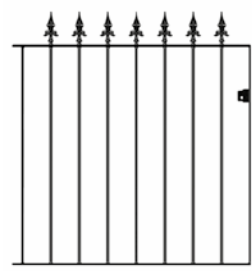


SAXON GATE

Tall Single



Single




Description	Height	Fits Opening	Code
Single Gate	952mm	762mm	468894
	952mm	914mm	468971
	952mm	1067mm	468844
Arched Double Gate	1220mm	2134mm	468959
	1220mm	2438mm	468960
	1220mm	2743mm	468897
	1220mm	3048mm	468965
	1220mm	3353mm	468956
	1220mm	3658mm	468772
Tall Single Gate	1981mm	762mm	468931
	1981mm	914mm	468896
	1981mm	1067mm	468728
	1981mm	1220mm	468933
Arched Railings	660mm	1830mm	469653
Railing	495mm	1830mm	469646
Fence	952mm	1830mm	469739

Treatment: Zinc Plated and Powder Coated

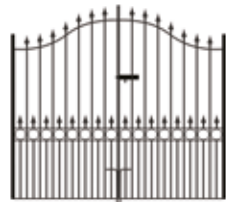


BALMORAL GATE

Low Double



Tall Bow Double




Description	Height	Fits Opening	Code
Tall Single	914mm	1905mm	764661
Low Double Driveway Gate	1168mm	2134mm	468903
	1168mm	2743mm	468781
	1168mm	3353mm	468927
	1168mm	3658mm	468837
Tall Split Bow Double Gate	2082mm	2134mm	468928
	2082mm	2743mm	468848
	2082mm	3353mm	468937
	2082mm	3658mm	468751

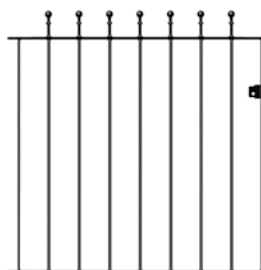
Treatment: Primer Coated

MANOR GATE

Tall Single



Single



Description	Height	Fits Opening	Code
Ball Top Fence Panel	914mm	1830mm	620005
Tall Single	914mm	1943mm	958730
Single Gate	914mm	914mm	620007
Tall Single Gate	1943mm	762mm	468778
	1943mm	914mm	468788
	1943mm	1067mm	468811
	1943mm	1220mm	468939
Manor Arched Double Gate	1220mm	2134mm	468784
	1220mm	2438mm	468901
	1220mm	2743mm	468838
	1220mm	3048mm	468718
	1220mm	3353mm	468810
Manor Flat Top Double Gate	1220mm	3658mm	468850
	914mm	2134mm	468920
	914mm	2438mm	468792
	914mm	2743mm	468918
	914mm	3048mm	468968
	914mm	3353mm	468895
	914mm	3658mm	468804

Treatment: Primer Coated

WINDSOR WOODEN GATE

NEW

Tall Single



Single



Description	Height	Fits Opening	Code
Single Gate	1200mm	750mm	468787
	1200mm	900mm	468915
	1200mm	1050mm	468782
Tall Single Gate	1800mm	750mm	468846
	1800mm	900mm	468890
	1800mm	1050mm	468907
Low Driveway Gate	1200mm	2400mm	468803
	1200mm	2700mm	468952
	1200mm	3000mm	468858
	1200mm	3300mm	468725
Tall Driveway Gate	1200mm	3600mm	468881
	1800mm	2400mm	468969
	1800mm	2700mm	468870
	1800mm	3000mm	468924
	1800mm	3300mm	468958
	1800mm	3600mm	468962

HAMPTON BIC GATE

NEW

Tall Single



Single



Description	Height	Fits Opening	Code
Single Gate	1200mm	750mm	468930
	1200mm	900mm	468770
	1200mm	1050mm	468809
Double Gates	1200mm	2400mm	468970
	1200mm	2700mm	468921
	1200mm	3000mm	468793
	1200mm	3300mm	468780
	1200mm	3600mm	468880
Tall Flat Top Single Gate	1800mm	750mm	468893
	1800mm	900mm	468932
	1800mm	1050mm	468974
Tall Flat Top Double	1800mm	2400mm	468866
	1800mm	2700mm	468726
	1800mm	3000mm	468946
	1800mm	3300mm	468856
	1800mm	3600mm	468909

CORFE GATE

Tall Single



Single



Description	Height	Fits Opening	Code
Tall Single Gate	914mm	1778mm	511484
	1778mm	762mm	468796
Single Gate	1168mm	762mm	468884
	1168mm	2134mm	468790
Double Gate	1168mm	3353mm	468794
	1778mm	2134mm	468834
Tall Double Gate	1778mm	3353mm	468786
	1778mm	3658mm	468934
	2082mm	2134mm	468919
Tall Bow Top Double Gate	2082mm	3658mm	468867

Treatment: Primer Coated

FENCING COMPONENTS

In a choice of treated timber or concrete, our range of fencing components offer you a more flexible fencing solution.




	Size H x W	Brown	Green
1. Treated Arris Rail 2EX	75 x 75 x 3000mm	812702	812701
	75 x 75 x 3600mm	533299	533292
Green Treated Cant Rail 2EX	47 x 125 x 3000mm	886081	533302
	47 x 125 x 3600mm	533301	533305
2. Feather edge Loose Fencing	150 x 1800mm	812699	812696
	150 x 1650mm	812698	812695
	125 x 1800mm	916866	510627
	125 x 1650mm	533308	510623
	100 x 1800mm	812689	812686
	32 x 175mm	-	850382
	150 x 3600mm	-	945687
3. Treated Gravel Board	22 x 150 x 3000mm	812705	917538
	22 x 150 x 1830mm	848954	412563
	19 x 150 x 1800mm	594434	878738

	Size H x W	Brown	Green
4. Incised Fence Posts	75 x 75 x 1500mm	363389	363374
	75 x 75 x 1800mm	363390	363375
	75 x 75 x 2100mm	363391	363376
	75 x 75 x 2400mm	363392	363377
	75 x 75 x 3000mm	363393	363378
	75 x 100 x 1500mm	363399	363384
	75 x 100 x 1800mm	363400	363385
	75 x 100 x 2100mm	363401	363386
	75 x 100 x 2400mm	696965	363387
	75 x 100 x 3000mm	363403	363388
	100 x 100 x 1500mm	363394	363379
	100 x 100 x 1800mm	363395	363380
	100 x 100 x 2100mm	363396	363381
	100 x 100 x 2400mm	363397	363382
	100 x 100 x 3000mm	363398	363383



	Size H x W	Code
5. Concrete Posts	9ft	700723
	8ft	700243
	7ft	700242
	6ft	700722
	5ft	700244

6. Concrete Gravel Board	(mm)	
Recessed 6"	1830 x 150 x 50	700252
Recessed 12"	1830 x 305 x 50	805329
Smooth 6"	1830 x 150 x 50	855426
Smooth 12"	1830 x 305 x 50	855427
Rock Faced 12"	1930 x 295 x 50	872004



	Size H x W (mm)	Code
7. Post Support	50 x 450	526194
8. Concrete in Post Support	75 x 75	527514
	100 x 100	988015
9. Wedge Grip Support Spike	75 x 75 x 600	504451
	75 x 75 x 750	504455
	100 x 100 x 750	988025
10. Bolt Grip Support Spike	75 x 75 x 600	652930
	75 x 75 x 750	652928
	100 x 100 x 750	652929

	Size H x W (mm)	Code
11. Driving Tool	75	988033
12. Repair Spur	75 x 75	909789
13. Fence Panel Clip	41	988019
	46	988020
	52	988021
14. Bolt Down Post Support	75 x 75	652931
	100 x 100	663164

CLASSIC ARCH



GENOA ARCH



GARDEN BUILDINGS & DECORATIVE FEATURES

An arbour or arch can change the look of your garden instantly. Arbours can be placed in a quiet unused corner or against a wall, while an arch adds a focal point to a path or entrance.

- Pressure treated
- 15 year anti-rot guarantee
- Extended leg lengths
- All arches available direct to site

Did you know?

You can view the full range at travisperkins.co.uk/outdoors

GARDEN BUILDINGS

Size H x W x D (mm)

2140 x 1800 x 720

Direct to Site

285335

Size H x W x D (mm)

2420 x 1800 x 900

Direct to Site

285337

WHITBY ARCH



Size H x W x D (mm)

2580 x 1540 x 760

Direct to Site

480485

INFINITY ARCH



Size H x W x D (mm)

2700 x 1480 x 610

Direct to Site

356255

ULTIMA PERGOLA ARCH



Size H x W x D (mm)

2450 x 2700 x 1360

2450 x 1820 x 1360

Direct to Site

537528

935817

RYEFORD ARCH



Size H x W x D (mm)

2200 x 1340 x 800

Direct to Site

537017



Don't Forget

Apply a preserver to protect the wood and increase longevity

SORRENTO ARBOUR



Size H x W x D (mm)	Direct to Site
2020 x 2170 x 1990	955493

VENETIAN CORNER ARBOUR



Size H x W x D (mm)	Direct to Site
2500 x 2330 x 1610	536623

CADIZ ARBOUR



Size H x W x D (mm)	Direct to site
1970 x 1690 x 730	731161

LYON ARBOUR



Size H x W x D (mm)	Direct to site
2000 x 1560 x 670	567201

LIMOGES ARBOUR



Size H x W x D (mm)	Direct to site
2290 x 1720 x 870	414852

PARISIENNE ARBOUR



Size H x W x D (mm)	Direct to site
2120 x 1540 x 660	536565



When designing a garden, adding a large structure can make a huge difference to the overall look. Pergolas and pavilions provide height and create a focal point in the garden, whilst gazebos make attractive seating areas.

DINING PERGOLA



Size H x W x D (mm)	Direct to Site
2800 x 3040 x 2440 - with panels	148558
2800 x 3040 x 2440 - without panels	536697

ULTIMA PERGOLA



Size H x W x D (mm)	Direct to Site
2800 x 2700 x 2700	537531
2800 x 3600 x 3600	537532

RADIAL PERGOLA



Size H x W x D (mm)	Direct to Site
2490 x 2750 x 2750	537353

GARDEN / BBQ SHELTER



Size H x W x D (mm)	Direct to Site
2630 x 1940 x 1160	148809

GAZEBOS

All gazebos come with a roof choice and are available in different shapes. They come with a 15 year anti-rot guarantee, are available furnished or unfurnished and drop down curtains are available as an optional extra.



All gazebos are delivered direct to site. Installation is included in the price.

ROOF TYPES



Timber



Thatch




Cedar

CURTAINS



Green



Terracotta



Cream

HEXAGONAL GAZEBOS



3m

Shown furnished (with curtains)



3.6m

Shown furnished (with curtains)



4m

Shown furnished



4.7m

Shown furnished (with curtains)

Roof Type	Furnished								
	Cedar			Timber			Thatched		
Furnished Colour	Green	Terracotta	Cream	Green	Terracotta	Cream	Green	Terracotta	Cream
3m	284105	284104	284096	284080	284084	284054	284142	284091	284059
3.6m	284063	284160	284114	284055	284157	284129	284124	284158	284067
4m	284113	284071	284064	284123	284100	284103	284074	284057	284102
4.7m	284140	284161	284127	284120	284077	284076	284134	284128	284098

Roof Type	Unfurnished					Additional set of 6 Drop Curtains			
	Cedar	Timber	Thatched				Green	Terracotta	Cream
Furnished Colour	–	–	Green Lining	Terracotta Lining	Cream Lining				
3m	284097	284086	284107	284112	284089	3m	284053	284125	284122
3.6m	284087	284106	284147	284079	284111	3.6m	284060	284061	284099
4m	284058	284110	284075	284130	284090	4m	284135	284062	284085
4.7m	284143	284065	284108	284078	284115	4.7m	284154	284066	284118

PREMIUM OVAL GAZEBOS



5.1m

Shown furnished (with benches)



6m

Shown unfurnished

Roof Type	Furnished		Unfurnished	
	Cedar	Timber	Cedar	Timber
5.1m	284049	284050	284072	284083
6m	284141	284136	284109	284155

Additional set of 8 Drop Curtains			
	Green	Terracotta	Cream
5.1m	284082	284121	284117
6m	284101	284052	284073

SQUARE GAZEBOS



3.5m

Without base



3.5m

With base

Roof Type	Unfurnished - Without Base		Unfurnished - With Base	
	Cedar	Timber	Cedar	Timber
3.5m	284051	284116	284139	284056


Additional set of 4 Drop Curtains			
	Green	Terracotta	Cream
3.5m	284132	284138	284137

SHEDS & WORKSHOPS

OVERLAP DIP TREATED




Features and benefits



SHATTERPROOF PET GLAZING




DURABLE FELTED ROOF



STRONG BOARDED FLOOR



FINIAL & BARGE BOARDS



HIDDEN HINGES



LATCH SECURITY



DOUBLE "Z" FRAMING



4x3



5x3



6x4



6x4 Reverse Apex



7x5



8x6



8x6



8x6 Pent

	Size H x W x D (mm)	Direct to Site	Delivery & Installation		Size H x W x D (mm)	Direct to Site	Delivery & Installation
1	1973 x 1338 x 1009 (4x3)	567219	567220	5	2048 x 1639 x 2189 (7x5)	567231	567232
2	2048 x 1639 x 985 (5x3)	567228	567229	6	2134 x 1987 x 2428 (8x6)	567239	373170
3	1973 x 1338 x 1894 (6x4)	567225	567226	7	2134 x 1987 x 2428 (8x6)	567237	567238
4	2199 x 1882 x 1338 (6x4)	531888	567259	8	2031 x 2518 x 2036 (8x6)	567255	567257

OVERLAP PRESSURE TREATED




Features and benefits



SHATTERPROOF PET GLAZING




DURABLE FELTED ROOF



STRONG BOARDED FLOOR




FINIAL & BARGE BOARDS



HIDDEN HINGES



LATCH SECURITY



DOUBLE "Z" FRAMING



6x3 Pent



6x4



6x4 Reverse Apex



7x5



8x6



8x6 Pent



8x8 Corner



10x8

	Size H x W x D (mm)	Direct to Site	Delivery & Installation		Size H x W x D (mm)	Direct to Site	Delivery & Installation
1	2032 x 1077 x 1826 (6x3)	567297	567298	5	2134 x 1987 x 2428 (8x6)	567272	567273
2	1973 x 1338 x 1894 (6x4)	567267	761336	6	2031 x 2518 x 2036 (8x6)	531892	567303
3	2199 x 1882 x 1338 (6x4)	567308	567309	7	2000 x 3460 x 2800 (8x8)	409626	480504
4	2213 x 2318 x 1531 (7x5)	567281	567282	8	2288 x 2607 x 3018 (10x8)	179151	567289

Don't Forget

Ironmongery visit
travisperkins.co.uk/outdoors
for the full range



SHEDS & WORKSHOPS

SHIPLAP TONGUE & GROOVE DIP TREATED



Features and benefits

SHATTERPROOF PET GLAZING

DURABLE FELTED ROOF

STRONG BOARDED FLOOR

FINIAL & BARGE BOARDS

HIDDEN HINGES

LATCH SECURITY

DOUBLE "Z" FRAMING



6x4

6x4 Pent

7x5 Pent

8x6

8x6

10x8

12x8

	Size H x W x D (mm)	Direct to Site	Delivery & Installation		Size H x W x D (mm)	Direct to Site	Delivery & Installation
1	2050 x 1320 x 1830 (6x4)	531926	567358	5	2210 x 1910 x 2400 (8x6)	286734	285724
2	1910 x 1820 x 1290 (6x4)	920095	761440	6	2220 x 2590 x 3130 (10x8)	567364	567365
3	2040 x 2090 x 1540 (7x5)	143821	567373	7	2220 x 2590 x 3720 (12x8)	567367	567368
4	2210 x 1890 x 2400 (8x6)	567359	955498				

PREMIUM TONGUE & GROOVE PRESSURE TREATED



Features and benefits

PREMIUM ACRYLIC GLAZING

RED MINERAL FELTED ROOF

STRONG BOARDED FLOOR

FINIAL & BARGE BOARDS

RIM LOCK DOOR LATCH

DOUBLE "Z" FRAMING

TONGUE & GROOVE CONSTRUCTION



6x4

7x5 Pent

7x7 / 8x8 Corner

8x6


10x8

12x8

	Size H x W x D (mm)	Direct to Site	Delivery & Installation		Size H x W x D (mm)	Direct to Site	Delivery & Installation
1	2260 x 1330 x 1880 (6x4)	179236	567376	5	2250 x 1930 x 2480 (8x6)	143822	179240
2	1970 x 2090 x 1550 (7x5)	567384	179247	6	2430 x 2630 x 3120 (10x8)	567378	567379
3	2000 x 2960 x 2300 (7x7)	409650	480486	7	2400 x 2630 x 3730 (12x8)	567381	567382
4	2000 x 3460 x 2800 (8x8)	409654	480503				

SMALL STORAGE


This range offers the perfect alternative to a shed, with a range of constructions to choose from and both Pent and Apex designs



Overlap Dip Treated
10 year anti-rot Guarantee



Overlap Pressure Treated
15 year anti-rot Guarantee



Shiplap Pressure Treated
15 year anti-rot Guarantee

GARDEN STORES



Apex Garden Stores

Size H x W x D (mm)	Construction	Direct to Site
1380 x 1100 x 510	Shiplap - Pressure Treated	229576
1380 x 1100 x 510	Overlap - Pressure Treated	293468

Pent Garden Stores

1320 x 1080 x 550	Shiplap - Pressure Treated	293465
1320 x 1080 x 550	Overlap - Pressure Treated	229568

APEX & PENT TALL GARDEN STORES



Apex Tall Garden Stores

Size H x W x D (mm)	Construction	Direct to Site
1830 x 1100 x 510	Shiplap - Pressure Treated	229573
1830 x 1100 x 510	Overlap - Pressure Treated	293467

Pent Tall Garden Stores

1780 x 1080 x 550	Shiplap - Pressure Treated	480523
1780 x 1080 x 550	Overlap - Pressure Treated	229578

APEX LARGE OUTDOOR STORE



Size H x W x D (mm)	Construction	Direct to Site
1520 x 1980 x 810	Shiplap - Pressure Treated	229577
1520 x 1980 x 810	Overlap - Pressure Treated	293466

PENT LARGE OUTDOOR STORE



Size H x W x D (mm)	Construction	Direct to Site
1450 x 1950 x 870	Shiplap - Pressure Treated	293464
1450 x 1950 x 870	Overlap - Pressure Treated	229575
1450 x 1950 x 870	Overlap - Dip Treated	286264



LOG CABINS

All log cabins come with an option of delivery direct to site and assembly by a professional installation team. To see the full range visit travisperkins.co.uk/outdoor

THE MENDIP LOG CABIN



Size H x W x D (mm)	Direct to Site	Delivery & Installation
2420 x 5200 x 4580	567411	567412

THE CHILTERN LOG CABIN



Size H x W x D (mm)	Direct to Site	Delivery & Installation
2500 x 4240 x 3400	567403	567404

THE MELBURY LOG CABIN



Size H x W x D (mm)	Direct to Site	Delivery & Installation
2450 x 4640 x 3690	567409	567410

THE HARWOOD LOG CABIN



Size H x W x D (mm)	Direct to Site	Delivery & Installation
2200 x 3200 x 2200	567405	567406

WELLINGTON FOLDING SLIDING DOORS



Description	Code	Size (m)
4 Folding Sliding Door	285437	3.0 x 2.1
5 Folding Sliding Door	285438	3.6 x 2.1
6 Folding Sliding Door	285439	4.2 x 2.1

Arrow indicates that doors will fold.



INTERNAL OAK FOLDING SET

Frame Height (mm)	Frame Width (mm)	Code	No. of Doors	Opening
2074	1790	140601	3	Reversible
2074	2390	334670	3	Reversible
2074	2990	916878	4	Reversible



INTERNAL UNFINISHED OAK

Description	Oak
Internal Unfinished Oak Veneered Folding Room Divider (1 Light) 7ft 40mm	227911
Internal Unfinished Oak Veneered Folding Room Divider (1 Light) 8ft 40mm	334670
Internal Unfinished Oak Veneered Folding Room Divider (1 Light) 10ft 40mm	916878

EXTERNAL FOLDING DOORS PRE-FINISHED GREY & WHITE



The Grey Slimline is a high quality folding sliding door. This patio door range offers style and elegance and opens your room up to more space and extra light.

Size (mm)	Grey	White
6ft	227748	227989
7ft	227859	227994
8ft	227917	227880
9ft	227950	227765
10ft	227926	227778
12ft	227838	227988



OSLO FRONT DOOR AND SIDELIGHTS



Oslo External Grey Hardwood Veneer Door plus Grey Frame and Sidelights (2 x 18", 457mm, left and right)

Size (mm)	Grey
1981 x 838mm	258134

STOCKHOLM FRONT DOOR



Stockholm External Grey Hardwood Veneer Door

Size (mm)	Grey
838mm	227802

DRIVEWAYS COLLECTION

DRIVEWAY SETTS AND COBBLES

Driveway Setts and Cobbles are available in a wide range of stone types or stone effects, allowing for a design to suit your vision of the perfect patio.

For a bespoke and contemporary look, choose Natural Stone Driveway Setts which are produced from graded Indian sandstone, or patented Drivesys® Original Cobble creating a realistic antique cobble stone look with all the benefits of an engineered concrete driveway system.



BLOCK PAVING

Driveway block paving is available in a wide selection of colours, sizes and finishes so you can be sure to find a product that stylishly enhances any home.

Drivesett® Tegula® is the original and most popular 'aged look' block paving in the UK, renowned for its lasting high quality look. The variety of sizes and rich colour blends can be used to create a truly individual look.

If you're searching for an attractive, more affordable alternative to granite setts, look no further than Drivesett® Argent®.



PERMEABLE BLOCK PAVING

Marshall's revolutionary patented Permeable block paving is a Sustainable Urban Drainage System (SUDS) for driveways. It has all the benefits of an efficient drainage system that returns rainfall to the water table, without the need for membranes, tanks or soakaways, and therefore no planning permission is necessary prior to laying.

Drivesett® Argent®, Drivesett® Tegula® and Driveline permeable paving all have coordinating features to complete your project.




RESIN BOUND AGGREGATE

A resin bound aggregate system is formed by mixing natural aggregate with a 2 part resin mixture. Flat in appearance, the system features a smooth and uniform finish on its surface. The Resiscape® Resin Bound Aggregate System provides a low maintenance surface that is hard-wearing whilst also being flexible and resistant to cracking.

SYMPHONY® PLUS DRIVE

Marshall's
Creating Better Spaces



NEW

Premium



Image: SYMPHONY® PLUS Drive, Charcoal


All the same fantastic advantages as standard porcelain paving, now for your drive. Recognised for its popular clean cuts and contemporary finish, it is also extremely low maintenance.

With the fantastic benefits of a speedy installation, contemporary aesthetic finish and strong concrete backing, SYMPHONY® PLUS Drive is perfect for any driveway project.

Size (mm)	Charcoal	Grey	Pack Size	No. m² Per Pack
600 x 600 x 60	479294	479354	19	6.84

Why choose SYMPHONY® PLUS Drive?

- Seriously easy and quick to install
- Laid on a flexible bed
- 10mm porcelain, backed with 50mm concrete for strength
- Joint with Kiln Dried Sand





DRIVEWAY SETTS

Special graded Indian Sandstone Setts. Marshall's Driveway Setts have a soft riven surface and smooth sides. This product is supplied in mixed packs of three sizes, which can be easily laid in a random course. Consistent colours are available in a range of sizes that help to create individual designs.

Size	Autumn Bronze	Silver Birch	Silver Grey	No. m ² Per Pack
3 sizes*	961976	129512	—	7.83
Cropped Granite Sett	—	—	265445	—

*Each pack contains: 240 x 160 x 50mm (130 per pack), 160 x 160 x 50mm (90 per pack), 120 x 160 x 50mm (28 per pack)



Autumn Bronze



Silver Birch



Silver Grey

Driveline Drain® is an attractive drainage solution to finish off your driveway project.

Ask in branch for more details.



Image: Driveway Setts Autumn Bronze and Silver Birch.
Also shown; banded with cropped Granite Setts

FARNLEY SETTS



Image: Farnley Setts Silver Blue Multi

Attractive natural stone setts for a unique look Sawn on all six sides and then gently tumbled, Farnley Setts have been purposefully designed to achieve both contemporary and traditional patterns. Choose from three different stone types and blends; Buff multi made from an Indian Sandstone, Charcoal Multi a robust Indian Basalt or Silver Blue Multi, a stunning Limestone which incorporates delicate white banding.

Single Size Pack (mm)	Buff Multi	Silver Blue Multi	Charcoal Multi	No. m ² Per Pack
200 x 50 x 50	479380	479295	479323	7.2



Buff Multi



Silver Blue Multi



Charcoal Multi

NATURAL STONE SETTS



Image: Natural Stone Setts Silver Birch

Natural stone driveway setts produced from specially selected Indian sandstone, featuring a naturally split stone to give a delicate riven profile to the surface of the setts. Hand selected for colour consistency, available in a range of sizes to create truly outstanding traditional driveways.

Description	Size (mm)	Autumn Bronze	Silver Birch	Pack Size	No. m ² Per Pack
Sawn & Tumbled	200 x 100 x 50	568573	568571	480	10
Split & Tumbled	200 x 100 x 50	265446	265443	400	9.5

Sawn & Tumbled



Split & Tumbled



MAGNASETT



Image: Magnasett Silver Dusk

Exceptional large element stone setts designed to make a real statement. Equally suitable for use on both driveways and patios. These sandstone setts will add a unique and stylish look to your property and are available in two blended colours of a naturally split stone which provides a delicately riven surface finish.



Size	Autumn Gold	Silver Dusk	Pack Size	No. m ² Per Pack
4 sizes*	957294	957295	1	7.9


*Each pack contains: 400 x 400 x 50mm (16 per pack), 400 x 265 x 50mm (32 per pack), 265 x 265 x 50mm (16 per pack), 265 x 127 x 50mm (24 per pack)

SCOUTMOOR® SETTS



Image: Scoutmoor Setts Diamond Sawn

This stunning, premium British Yorkstone is exclusive to Marshall's and features in many iconic and prestigious locations across the UK, including Trafalgar Square. Scoutmoor is predominantly blue/grey in colour with sweeping variable brown bands.



Size (mm)	Diamond Sawn	No. m ² Per Pack
200 x 100 x 50	399078	7.2

SAWN GRANITE ECLIPSE SETTS




Image: Sawn Granite Eclipse Dark

Sawn Granite Eclipse Setts are perfect for creating a contemporary driveway. Designed to coordinate perfectly with Marshall's Granite Eclipse paving, these modern format setts have a lightly flamed surface texture for durable, excellent slip-resistant properties.

Size	Light	Dark	Pack Size	No. m ² Per Pack
3 sizes*	910741	960831	1	7.65

*Each pack contains: 350 x 150 x 50mm (90 per pack), 250 x 150 x 50mm (60 per pack), 150 x 150 x 50mm (30 per pack)



BRETTON DRIVEWAY SETTS



Image: Bretton Platinum

A blend of contemporary sizes and on trend colour, Bretton is a premium limestone sourced for its stunning colour and then tumbled to give a characteristic finish. This ethically sourced natural stone will create a contemporary driveway that would complement traditional or modern property types.

Size	Platinum	Pack Size	No. m ² Per Pack
3 sizes*	479298	1	7.65

*Each pack contains: 350 x 150 x 50 (90 per pack), 250 x 150 x 50 (60 per pack), 150 x 150 x 50 (30 per pack)





Image: Fossestone Orchard with Midnight Blue edge

Fossestone is a well established range of block paving, offering driveways and entrances a true sense of style. All of the blocks are 50mm in depth, however this is a nominal thickness due to the natural, riven nature of some of the surfaces. The more intense the riven texture of the surface, the greater the variance there will be in the thickness.



Size (mm)	Midnight Blue	York Mix	Forest	Cinder	Ebony	Orchard	Pack Size	m² Per Pack
Project Pack 50mm (3 Sizes)	-	538391	354015	562473	-	562474	264	8.50
250 x 150 x 50	957237	-	-	-	956314	-	224	8.40
200 x 150 x 50	957235	-	-	-	-	-	280	8.40
150 x 150 x 50	957233	-	-	-	-	-	392	8.80



Image: Drivesys® Riven Stone Silver Grey Basalt mix

An elegant driveway system replicating lightly riven stone face profiles complemented by crisp, straight contemporary edges, offering an attractive and cost effective alternative to natural stone. Practical, hard-wearing colour and finish, created from real stone masters, with coordinating roundtop edgings.



Size	Silver Grey	Basalt	Pack Size	No. m² Per Pack
5 sizes*	390991	390990	1	4.51

*Each pack contains: 220 x 160 x 60mm (50 per pack), 200 x 160 x 60mm (30 per pack), 180 x 160 x 60mm (40 per pack), 160 x 160 x 60mm (10 per pack), 120 x 160 x 60mm (15 per pack), 2 x 15kg Ready mixed Jointing



DRIVESYS® SPLIT STONE



Premium 

Image: Drivesys® Split Stone Basalt

All the character of premium natural stone with the reliability of a modern engineered concrete system. This robust design is created using realistic split stone face profiles combined with a straight contemporary edge for a sophisticated end result. The hard-wearing colour and finish is created from real stone masters, with coordinating roundtop edgings.



Size	Basalt	Pack Size	No. m² Per Pack
5 sizes*	428412	1	4.51

*Each pack contains: 220 x 160 x 60mm (50 per pack), 200 x 160 x 60mm (30 per pack), 180 x 160 x 60mm (40 per pack), 160 x 160 x 60mm (10 per pack), 120 x 160 x 60mm (15 per pack), 2 x 15kg Ready Mixed Jointing



DRIVESYS® FLAMED STONE



Premium 

Image: Drivesys® Flamed Stone Blue Pennant

Create an impact with this larger sized concrete system featuring a flamed-effect finish with the prestigious look and feel of Welsh Pennant stone.

- Available in mixed pack of 3 sizes
- Jointing compound included
- Hard-wearing colour finish



Size	Blue Pennant	Pack Size	No. m² Per Pack
5 sizes*	957316	1	5.51

*Each pack contains: 280 x 210 x 60mm (50 per pack), 210 x 210 x 60mm (25 per pack), 140 x 210 x 60mm (20 per pack), 250 x 210 x 60mm (10 per pack), 170 x 210 x 60mm (10 per pack), 2x 15kg Ready Mixed Jointing



CROPPED PORPHYRY SETTS



Image: Cropped Porphyry Setts Imperial

Create stunning driveways, borders and pathways. Offering a truly stunning variation in colour, these robust Porphyry setts, which have been split by hand on the top and bottom and cropped on four sides are sure to create a statement driveway.

Size (mm)	Imperial	No. m² Per Pack
100 x 100 x 50	479293	8

Contains: 800 per pack



DRIVESYS® ORIGINAL COBBLE



Image: Drivesys® Original Cobble Basalt, Iron Grey and Canvas mix

Drivesys Original Cobble creates a realistic antiqued cobbled stone look with all the benefits of an engineered concrete driveway system, providing an elegant and timeless reclaimed stone look. Use as a single colour finish or blend a variety of colours, to enhance the charm of any home.

Size	Basalt	Iron Grey	Canvas	Pack Size	No. m² Per Pack
5 sizes*	700731	118524	118525	1	5.46

*Each pack contains: 215 x 130 x 60mm (80 per pack), 165 x 130 x 60mm (40 per pack), 130 x 130 x 60mm (40 per pack), 185 x 13 x 60mm (40 per pack), 145 x 130 x 60mm (40 per pack), 3 x 15kg Ready Mixed Jointing





Image: Baksteen Honeycomb


Handcrafted Dutch Clay Pavers, which can be laid in a variety of angles to create different patterns, and can be laid on edge, or bed, to suit different applications.

- Ideal for pathways and garden borders
- Versatile
- When laid on edge, on a suitable designed bedding and sub-base, they can withstand heavy vehicular traffic



Size (mm)	Ash	Crimson	Honeycomb	Mallow	Mulberry	Silver Birch	Smoke	Pack Size	m ² Per Pack on edge	m ² Per Pack on bed
200 x 50 x 65	460682	460688	460689	460687	460683	460684	460685	960	9.60	12.63

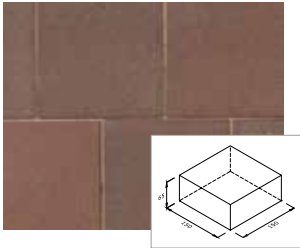
NEW! WIENERBERGER CLAY PAVING RANGE.



SYCAMORE

Designed with home gardens, patios and driveways in mind. With twelve colours to choose from, the sycamore range offers value for money and ease of installation.



Popular colours:



KASSEI

Replicating the appearance of natural stone but with the performance qualities of clay, the Kassei range offers tumbled and untumbled pavers in five colours.

Popular colours:



ALDER

With nine colours to choose from, Alder provides a unique look to projects and features a tumbled edge with sanded or waterstruck surface texture.

Popular colours:



Code	Description	Range
469928	Lotis Clay Paver	Sycamore
469953	Ares Clay Paver	Sycamore
469927	Olsberg Multi Clay Paver	Sycamore
469931	Bochum Clay Paver	Sycamore
469952	Saxony Multi Clay Paver	Sycamore
469937	Essen Clay Paver	Sycamore
469946	Bremen Brown Clay Paver	Sycamore
469932	Kelbra Multi Clay Paver	Sycamore
469944	Norden Multi Clay Paver	Sycamore
425904	Dortmund Red Clay Paver	Sycamore
425907	Hannover Buff Clay Paver	Sycamore
425908	Munster Red Clay Paver	Sycamore
469947	Alfaton UWF Tumbled Clay Paver	Alder
469930	Atlas UWF Tumbled Clay Paver	Alder
469951	Ares UWF Tumbled Clay Paver	Alder

Code	Description	Range
469936	Triton UWF Tumbled Clay Paver	Alder
469949	Qualiton UWF Tumbled Clay Paver	Alder
469929	Ruston UWF Tumbled Clay Paver	Alder
469933	Lotis UWF Tumbled Clay Paver	Alder
469938	Supraton UWF Tumbled Clay Paver	Alder
469940	Astra Clay Paver	Kassei
469945	Astra Tumbled Clay Paver	Kassei
469950	Ares Clay Paver	Kassei
469942	Ares Tumbled Clay Paver	Kassei
469939	Orion Clay Paver	Kassei
469943	Orion Tumbled Clay Paver	Kassei
469941	Lotis Clay Paver	Kassei
469934	Lotis Tumbled Clay Paver	Kassei
469935	Kassei Mix Tumbled Clay Paver	Kassei

All products are available to order, please ask your local Travis Perkins branch for details.





Image: Driveline® Metro Maroon, Rose, Light Grey and Dark Grey

A distinctive streamline shape gives a smart, contemporary look with four elegant colours and one block size. Different ratios can be used to create your own driveway statement.

Size (mm)	Maroon	Rose	Light Grey	Dark Grey	Pack Size	No. m² Per Pack
480 x 130 x 80	763189	957258	957254	957257	108	6.74



Image: Drivesett® Argent® Dark

DRIVESETT® ARGENT®

Achieve a premium granite look with Drivesett Argent, a cost effective, attractive and hard-wearing alternative to natural granite stone sets. Made using a blend of British granite aggregates, we have created a stunning contemporary driveway finish, with colour and circle choices for greater design potential and truly bespoke results.

Size	Dark	Light	Graphite	Buff	Pack Size	No. m² Per Pack
3 sizes*	786532	786531	303311	169653	384	10.75

*Each pack contains: 240 x 160 x 50mm (120 per pack), 160 x 160 x 50mm (216 per pack), 80 x 160 x 50mm (48 per pack)

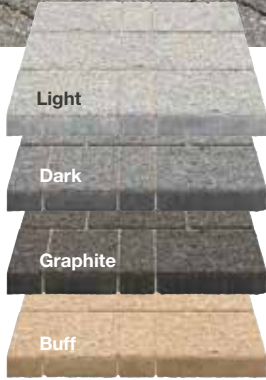




Image: Drivesett® Tegula®, Traditional and Harvest mixed

The original and most popular traditional block paving in the UK, renowned for its lasting performance, offering a classic, high quality driveway. Designed to create an established, time-worn appearance, with a variety of block sizes and rich, traditional colour blends. With coordinating kerbs, walling and circle features available, Drivesett Tegula Original really is the complete package.

Size (mm)	Charcoal	Harvest	Pennant Grey	Traditional	Hazelnut	Autumn	Pack Size	No. m² Per Pack
120 x 160 x 50	479324	400418	400522	400555	558290	309549	606	11.64
160 x 160 x 50	479290	400350	400487	400524	558281	697688	426	10.91
240 x 160 x 50	479288	400347	400479	400523	558256	115481	284	10.91
3 sizes*	479317	750331	944400	168123	–	–	1	9.73
2600 x 50 - Circle	–	–	863837	850377	–	–	1	5.3

*Pack contains: 3 sizes 240 x 160 x 50mm, 160 x 160 x 50mm, 120 x 160 x 50mm



Image: Drivesett® Tegula® Linear Pennant Grey

With all the advantages of our popular Tegula® block paving, renowned for its lasting performance, we have developed an alternative. This on-trend shape lends itself to a unique driveway finish using either a horizontal or herringbone laying pattern.

Tegula is a trademark of SF Kooperation GmbH.

Size (mm)	Charcoal	Traditional	Pennant Grey	Harvest	No. m² Per Pack
200 x 50 x 60	482150	482148	482147	482149	8.08



DRIVESETT® COPPICE®



Image: Drivesett® Coppice® Cedar and Pennant Blend with an Oak blend border

Blended from light and dark in each of the three new colour mixes. Each single pack contains five different blends which, when laid create an impression of multiple sized block paving. The blocks are lightly riven with an aged edge detail that creates a pleasing and distinctive traditional driveway. Drivesett Coppice is available in one popular block size for ease of installation and three versatile colours blended to suit a broad range of house types.

Size (mm)	Oak Blend	Cedar Blend	Pennant Blend	Pack Size	No. m² Per Pack
240 x 150 x 50	228908	228914	228927	250	9.6



DRIVESETT® NATRALE



Image: Drivesett® Natrale Slate

Drivesett® Natrale uses realistic split stone face profiles to provide a cost effective and practical alternative to natural stone driveways. The varied selection of block sizes and warm colour mixes can be used to create attractive random designs.

Size (mm)	Sand	Slate	Pack Size	No. m² Per Pack
120 x 160 x 50	129505	115482	540	10.37
160 x 160 x 50	129504	309551	420	10.75
240 x 160 x 50	129502	697690	300	11.52



DRIVELINE NOVA® SMOOTH



Image: Driveline Nova® Smooth Brindle

Driveline Nova is a brand new colourway and aesthetic for block paving. The end result is a blend of traditional colours yet in a striking contemporary finish. Coupled with a large size unit and high quality finish, Driveline Nova block paving achieves a fashionable on-trend ‘industrial’ look. Ideal for use on driveways, patios and pathways.

Size (mm)	Pebble Grey	Brindle	Pack Size	No. m² Per Pack
300 x 150 x 50	228918	228878	216	9.72



DRIVELINE NOVA® COARSE



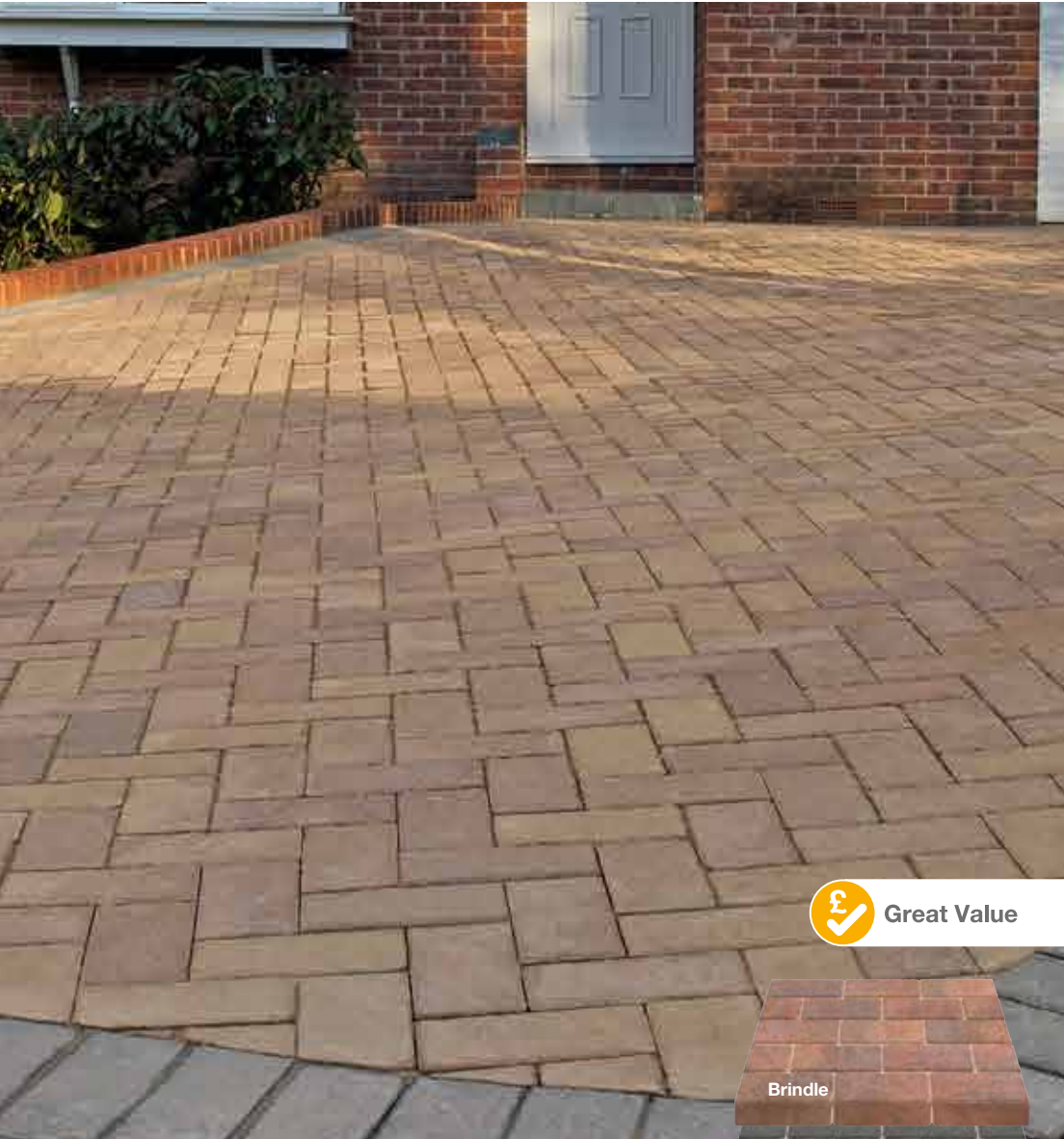
Image: Driveline Nova® Coarse Pebble Grey

All the advantages of Driveline Nova with a coarse surface texture. An alternative to smooth or a contrasting option to allow a unique modern design.

Size (mm)	Pebble Grey	Brindle	Pack Size	No. m² Per Pack
300 x 150 x 50	399081	399079	216	9.72



STANDARD BLOCK PAVING



Great Value


Image: Standard Block Paving Bracken

Budget block paving offers a more attractive, practical and long lasting option than resin or asphalt alternatives. Available in a range of colours to create a durable driveway solution.

Size (mm)	Brindle	Charcoal	Bracken	Red	Pack Size	No. m² Per Pack
200 x 100 x 50	348019	348021	166383	348020	488	9.76
	Buff	Sunrise	Natural			
	537764	679086	228910			



DRIVESETT® SAVANNA®



Great Value

Image: Drivesett® Savanna® Traditional and Autumn mix

Delivers great value and hard-wearing. They can just as easily be used for paths, patios and as an edge detail.

Size (mm)	Pennant Grey	Traditional	Autumn	Charcoal	Pack Size	No. m² Per Pack
120 x 160 x 50	822608	822607	628541	387069	540	10.37
160 x 160 x 50	628539	628538	628540	387071	420	10.75
240 x 160 x 50	240401	240400	240402	387073	300	11.52



PERMEABLE
BLOCK PAVING



Image: Driveline® Priora® Brindle

DRIVELINE® PRIORA®

The unique patented design of the Priora block creates voids at the joints allowing surface water to pass naturally through into a specially calculated sub-base without compromising the integrity of the driveway, while substantially reducing the risk of pollution and flooding in the sewer systems.

Size (mm)	Charcoal	Red	Buff	Pack Size	No. m² Per Pack
200 x 100 x 60	303315	303316	303317	404	8.08
	Burnt Ochre	Brindle	Bracken		
	303318	303319	303320		






Image: Drivesett® Argent® Priora® Graphite

Features Marshall's unique patented 'Priora' nib design which allows surface water to pass between blocks into a specially calculated sub-base without compromising the structural performance of the driveway. Drivesett Argent Priora can be used in a front garden without obtaining planning permission, if used with the correct sub-base. Supplied in mixed packs of three sizes, meaning less wastage and potential cost savings.

Size	Dark	Light	Graphite	Pack Size	No. m² Per Pack
3 sizes*	767797	767796	767798	279	8.06

*Each pack contains: 240 x 160 x 60mm (108 per pack), 160 x 160 x 60mm (135 per pack), 80 x 160 x 60mm (36 per pack)




Image: Drivesett® Tegula® Priora® Traditional, Pennant Grey and Harvest mixed

Marshall's Drivesett Tegula Priora is a Sustainable Urban Drainage System with a traditional look and feel. It features the Marshall's unique patented 'Priora' nib design, which allows water to travel between the blocks into a specially calculated sub-base without compromising the strength of the driveway. Drivesett Tegula Priora can be used in front garden areas without gaining planning permission, if used with the correct sub-base.

Size (mm)	Traditional	Pennant Grey	Harvest	Pack Size	No. m² Per Pack
240 x 160 x 60	303321	303327	303324	232	8.91
160 x 160 x 60	303322	303328	303325	348	8.91
120 x 160 x 60	303323	303329	303326	492	9.45





Image: Resiscape Dorset Gold

A quick and easy to install system ideal for driveways, paths and patios for both domestic and commercial projects. With 6 standard colours to choose from, plus many more available to special order, homeowners and specifiers are sure to find the perfect colour to complement their project.

- Each kit will cover a maximum of 4m² at 15mm depth
- Recommended minimum thickness of 15mm to ensure the integrity of the system
- Should be laid 3 times the depth of largest piece of aggregate



Image: Resiscape Silver Blue with Black Basalt



Resin Bound Aggregate Systems

Colour	Code	No. m² Per kit
Dorset Gold	225737	4
Black Basalt	225653	
Brittany Bronze	225702	
Danish Quartz	225672	
Red Granite	225894	
Silver Blue	225861	



Resin Bound Aggregate Accessories

Product	Code	Size
Primer	226040	5kg
Spirit Cleaner	226078	5kg
Accelerator	226031	5L
Accelerator	226010	200ml
Crushed Glass	398862	6.25kg

DRIVELINE DRAIN®



Patented, innovative linear drainage solution. Driveline Drain® is an attractive drainage solution, with the benefit of being seriously stronger than metal or plastic alternatives, whilst helping reduce the risk of flooding and complies with government legislation. Straight forward installation makes it easy to finish off your driveway project. Easy maintenance is achieved through using the matching accessories to allow easier access into the drain.

Size (mm)	Pack Size	Linear m Per Pack
150 x 100 x 168	240	24

Ask in branch for more details

GRASSGUARD®



Versatile and hard-wearing Grassguard is a supplement to a block paved driveway for occasional parking. Grassguard deals with rainfall run off in a sustainable way and retains all the environmental benefits of a natural grassed area.

Size (mm)	Earth Brown	Pack Size	No. m² Per Pack
500 x 300 x 100	303330	64	9.6

TEGULA® KERB ANCILLARIES



Image: Tegula® Kerb Pennant Grey
Extremely versatile to use. Designed for use with all types of block paving. Use to make steps and other landscape features.

Description	Size (mm)	Traditional	Pennant Grey	No. m² Per Pack
Return Internal Kerb Edging	96 x 130 x 160 x 250	303331	303337	–
Return External 90° Kerb Edging	96 x 160 x 160 x 250	303332	303338	–
Radial External Kerb Edging	96 x 130 x 160 x 250	303333	303339	–
Radial Internal Kerb Edging	96 x 130 x 160 x 250	303334	303340	–
Kerb Edging	96 x 130 x 160 x 250	838045	553472	120



KEYKERB®



Keykerb Bullnosed provides a smooth, rounded finish to any driveway style and property type. The Keykerb Bullnosed is available in four options: Standard, Radial Block, 90° Angle Internal and 90° Angle, in two different colours to fulfil every option.

Size (mm)	Charcoal	Brindle	Red	Buff	Grey	Pack Size
200 x 100 x 127	838107	805274	838108	879336	879335	252
125 x 100 x 127	838109		805276	879339	879338	378



Image: Drivesett® Argent® Natural

Drivesett® Argent® Edging can match or contrast with the entire Argent® range. The premium textured finish is available in three colours.

Size (mm)	Light	Dark	Natural	Pack Size
915 x 150 x 63	363725	363740	363724	48



DRIVESYS® ROUNDTOP



Marshall's

Creating Better Spaces



Image: Drivesys® Roundtop Edging Basalt with Drivesys® Original Cobble

Drivesys® Roundtop Edging provides the perfect edge restraint for all the Drivesys® ranges including Drivesys® Original Cobble, Drivesys® Split Stone and Drivesys® Riven Stone.

Size (mm)	Basalt	Pack Size
915 x 150 x 60	946034	40



DRIVESETT® KERBS



Marshall's

Creating Better Spaces



Description	Size (mm)	Pennant Grey	Traditional	Pack Size
Kerb	120 x 80 x 240	863892	850378	192
4 in 1 Kerb Size	100 x 100 x 200	568565	–	240
4 in 1 Return Kerb Size	100 x 100 x 200	786523	–	56
	100 x 100 x 200	786527	–	1




Traditional

Pennant Grey

DRIVESETT® SAVANNA® KERB



Marshall's

Creating Better Spaces



Size (mm)	Charcoal
130 x 160 x 250	399084

Kerbs & Edgings

164 travisperkins.co.uk/outdoors

Gardens & Driveways 2020 | Driveways 165

CIVILS AND DRAINAGE

Whether it's surface water, underground drainage or manhole covers we have it covered.

View the full range online at travisperkins.co.uk



SURFACE WATER

Domestic channel products offer a complete and stylish surface water drainage system for all domestic applications.


OSMA

POLYMER CHANNEL



Description	Size (m)	Code
Channel (poly concrete) and Grating	1	947919

PLASTIC RAIN DRAIN




Description	Size (m)	Code
Plastic Rain Channel	1	395547
Plastic Channel	1	442728

COVERS & FRAMES


A wide selection of covers available from solid and functional to stylish and discreet.

SINGLE SOCKET COVER



Description	Size (mm)	Code
Socket SIC Cover and Frame	250	710039
Single Socket Cover and Frame A15	450	639092
Cover and Adjustable Frame SIC	250	870068
Round Polypropylene Cover and Frame	450	639093
Bottle Gully Cover and Frame	225	758754
Round Cover	250	794988

RECESSED COVER



Description	Size (mm)	Code
Recess Block	450 x 450 x 80	861465
Paviour Covers	600 x 450 x 80	802195
	600 x 600 x 80	862677

SOLID TOP COVER



Description	Size (mm)	Code
Cast Iron Cover and Frame A15	450 x 600	854097

PIPES, BENDS & FITTINGS

An extensive range of fittings providing solutions for all projects, available in 110mm and 160mm sizes.

PLASTIC PIPE



Description	Size (mm)	Code
Plain Ended Pipes 3m	110	710578
	160	712008
Plain Ended Pipes 6m	110	710579
	160	711892
Plain Ended Slotted Pipe 6m	110	712245

PLASTIC BEND



Description	°	Size (mm)	Code
Double Socket Short Radius Bends	11.25°	110	712007
	87.5°	160	710073
Double Socket Long Radius Bend	87.5°	110	710624
Single Socket Short Radius Bends	11.25°	110	712006
	15°		710591
	30°		710590
	45°		710589
	67.5°		710588
	87.5°		710587
Single Socket Short Radius Bends	15°	160	710056
	30°		710055
	45°		710054
	87.5°		710053
Double Socket Short Radius Bends	15°	110	710622
	30°		710621
	45°		710620
	67.5°		710619
	87.5°		710618
Double Socket Short Radius Bends	15°	160	710076
	30°		710075
	45°		710074

CHAMBERS



Description	Size (mm) dia	Code
Inspection Chamber Shaft 450mm	450	696909
Inspection Chamber Base 450mm	110	712243
Double Seal Inspection Chamber	250	758749

COUPLINGS

A wide range of couplings and adaptors provide a durable and reliable seal on a number of pipe surfaces.



ATTENUATION CRATES

Aquacell units can be combined to create an underground structure as either a soakaway or temporary storage tank.



WATER MANAGEMENT

Waste water management solutions including sewage treatment plants, septic tanks, separators and more.



LUXIGRAZE® ARTIFICIAL GRASS




Image: Luxigraze 30 Premium

Luxigraze is an established range of high quality artificial grass products designed for beautiful, all year round, low maintenance gardens. Available in 6 specifications.

- Available in 2m and 4m widths, by your required length
- Can be cut to size (to the nearest 10cm) to suit the specific needs of individual projects
- Durable, child and pet friendly
- Contains a multi tone green pile, with a brown thatch, providing a realistic appearance
- Supplied with a 10 year UV guarantee

Product	Code	Size (mm)	Average Pile (mm)
20 Premium	969717	20	20
30 Premium	775648	30	20
30 Luxury	332388	30	20
32 Luxury	581579	32	32
40 Luxury	483290	40	40
27 Super Luxury	969718	27	27



LUXIGRAZE® ACCESSORIES



Image: Luxigraze 27 Super Luxury

The Luxigraze accessories are a specific range of products designed to aid the installation and maintenance of Luxigraze Artificial Grass.

Installation



Adhesive
Moisture curing solvent free polyurethane adhesive with a high bond strength.



Jointing Tape
A strong geotextile fabric with a green laminated polyolefinic film to the back, to prevent the penetration of adhesive through to the under surface.



Self Adhesive Jointing Tape
Simple application, allowing speedy joining of Luxigraze Artificial Grass, creating instant seams.



U Pins - 150 x 30 x 4mm
Galvanised, heavy duty U pins designed to secure artificial grass in to soft ground.

Cleaning



Cleanser
A powerful concentrated artificial grass cleanser that is safe and easy to use.



Spot Cleaner
A powerful concentrated artificial grass spot cleaner that is safe and ready to use.

Product	Code	Size
Adhesive	581583	310ml
Jointing Tape	775652 375577	20m 100m
Self Adhesive Tape	483291	5m
U Pins	775653	150 x 30 x 4mm
Cleanser	775649	5L
Spot Cleaner	775651	1L

MEDALLION TURF



From turf of high quality, specially cultivated to be hard-wearing, slow growing, easy to maintain and drought tolerant, to low maintenance and realistic-looking artificial turf, we have your garden covered.

Coverage	Size	Code
Approximate roll weight - 15kg. Each roll covers approximately 1m².	1m²	991266

MEDALLION PREMIUM LAWN SEED



Coverage	Size	Code
Matches Medallion Turf for overseeding.	1.5kg Box	734361
1.5kg box coverage: new lawns approx. 43m².	20kg Bag	544021

LAWN FERTILISER, WEED AND MOSS KILLER



Coverage	Size	Code
Coverage: 70m² each. Promotes a greener lawn. Kills weeds and moss.	2.45kg Box	215761



LANDSCAPING FABRIC

Ideal for use around flower beds and borders to prevent weed growth whilst still allowing water and air to penetrate through the soil.

Size (m)	Code
1 x 20	344303
2 x 25m	732441

APOLLO GROUND HOOKS

Size	Code
(20 pack)	645918



HEAVY DUTY WOVEN LANDSCAPING FABRIC



Acts as a stabiliser under gravel drives and is ideal for use under patio slabs, decking and block paving.

Size (m)	Code
1 x 20	538373
2 x 25	344304
4 x 100	631463

TOPSOIL & TURF

Topsoil provides fertile ground to promote healthy establishment of shrubs, trees, plants and flowers. It holds water in and around the fibres until required by plants, when it is gradually released, resulting in reduced water consumption, improved growth rate and enhanced root development.

For the full range visit
travisperkins.co.uk/outdoors



DECORATIVE BARK

Decorative bark is an ideal way to finish off small areas in your garden. It improves moisture retention and can help to protect plant roots.

For the full range visit
travisperkins.co.uk/outdoors



WESTLAND TOPSOIL

- Full of nutrient rich organic matter
- Ideal for creating new gardens, building raised areas and rockeries



MULTIPURPOSE COMPOST

- An all-purpose compost which can be used for planting up raised beds or containers
- Contains all essential plant nutrients and trace elements to feed plants for the first 4-6 weeks



WESTLAND DECORATIVE MINI BARK

- Can be used as mulch on the soil surface or to make a natural looking path for an attractive finish
- Made from renewable resources
- Suitable for children's play areas when laid at depth of 8cm



ORGANIC SOIL IMPROVER

- Made from composted plant materials
- Mix into the top 15cm of soil to create a rich and less compacted ground

Size	Code
35L	549769

Size	Code
50L	958737

Size	Code
50L	549773

Size	Code
50L	449200

VALUE TOPSOIL



Coverage	Code
Standard Bulk Bag: approx 600L (0.6m³) - Consistent, screened multipurpose topsoil, high in organic content and great value for money	215757

VEGETABLE AND FRUIT TOPSOIL



Coverage	Code
Coverage: up to 20m² at a depth of 50mm - A mix of topsoil and soil conditioners to suit a variety of vegetables and fruit	734367

BLENDED LOAM TOPSOIL



Coverage	Code
Coverage: up to 20m² at a depth of 50mm - Contains soil conditioners	992985

TURF AND LAWN SEEDING TOPSOIL



Coverage	Code
Coverage: up to 14.6m² at a depth of 50mm - A mix of topsoil, sand and soil conditioners	734366

BEDS AND BORDERS TOPSOIL



Coverage	Code
Coverage: up to 20m² at a depth of 50mm - Light, friable and easy to use even in wet conditions	544027

SOIL IMPROVER



Coverage	Code
Coverage: up to 20m² at a depth of 50mm - Friable and light, easy to barrow, spread and work in to the soil	348117

LAWN TOP DRESSING



Coverage	Code
Coverage: up to 240m² at 3L/m² (or depth of 3mm) - Friable. Minimal stone content	348121

PROMULCH



Coverage	Code
Coverage: up to 20m² at a depth of 50mm - Nutrient rich. Suppresses weed growth	626849

LANDSCAPING BARK



Coverage	Code
Coverage: up to 20m² at a depth of 50mm - Particle size: 8-40mm	228832

PLAY GRADE BARK



Coverage	Code
Coverage: up to 20m² at a depth of 50mm - Particle size: 5-35mm	940041

VALUE BARK MULCH



Coverage	Code
Standard bulk bag: approx 600L (0.6m³) - Excellent value, durable and sustainably sourced	215759

VALUE PLAY CHIPS



Coverage	Code
Standard bulk bag: approx 0.6m³ when packed (600L) - Sustainably sourced, attractive hardwood play chips	215760

CHIPPINGS & GRAVEL

Aggregates can provide a solid foundation to build on. We offer a range of decorative aggregates, to view the full range visit

travisperkins.co.uk/outdoors



SLATE & PEBBLES

Slate and pebbles can add a finishing touch to your project and will help to retain soil moisture and reduce weed growth.

For the full range visit
travisperkins.co.uk/outdoors



AUTUMN GOLD



Size	Code
10mm Trade Pack	324564

GOLDEN GRAVEL



Size	Code
10mm Bulk Bag	912613
20mm Bulk Bag	912600

RED STONE



Size	Code
12mm Bulk Bag	718864
12mm Trade Pack	518659

BLUE SLATE



Size	Code
20mm Bulk Bag	524587
40mm Bulk Bag	136379
Trade Pack	518619

PLUM SLATE



Size	Code
20mm Bulk Bag	518598
Trade Pack	518595
40mm Bulk Bag	524560

SOUTHERN GOLD



Size	Code
20mm Trade Pack	518592

RED CHIPPINGS



Size	Code
20mm Bulk Bag	136366

WHITE SPAR



Size	Code
10mm Trade Pack	324561
10mm Bulk Bag	718876

GREEN SLATE



Size	Code
20mm Trade Pack	324588
20mm Bulk Bag	718953

FLINT



Size	Code
20mm Bulk Bag	912653

COTSWOLD BUFF



Size	Code
20mm Trade Pack	906750
20mm Bulk Bag	518596

CANTERBURY SPAR



Size	Code
10mm Trade Pack	518636

GREEN BASALT



Size	Code
Trade Pack	906786

KILN DRIED SAND



Size	Code
25kg	518674

BLACK BITUMEN MACADAM



Size	Code
25kg	682652

NEW

THE COMPLETE HIRE BOOK

OUT NOW



GENERAL TECHNICAL INFORMATION

Efflorescence

All concrete products may, in their early life, appear to lose some intensity of colour and experience a milky-white stain on the face of the product. This is efflorescence staining. It is a temporary phenomenon and is in no way detrimental to the performance of the material and responsibility cannot be accepted for its occurrence.

Clay products may also suffer from a temporary white stain called efflorescence. This is quite different from efflorescence in concrete products and is caused by soluble salts within the clay being transported by water to the surface as they dry out. Responsibility cannot be accepted for its occurrence.

Maintenance

Paving materials require periodic cleaning to maintain their appearance. Regular sweeping to prevent the build-up of detritus is recommended.

Light coloured blocks, whilst structurally sound for driveway use, are liable to emphasise tyre marks and oil spills on the driveway. It must be accepted that these products will need more maintenance if the overall appearance is to be maintained. Ask in your local branch for care and maintenance products.

Care should be taken when buying cleaning agents as some varieties contain a concentration of acid, which can adversely affect the appearance of concrete products, clay and natural stone.

For general cleaning of dirt and algae, vigorous brushing with a stiff yard broom with plenty of hot detergent solution (washing up liquid or non-bio washing powder), thoroughly rinsed with clean water should suffice. Repeated treatment may be required for paved areas sited beneath trees or in permanent/near permanent shade. In certain circumstances, prolonged contact with wet leaves can result in staining of the paved area. Such contact should be avoided wherever practical. Certain common garden chemicals such as Ferrous Sulphate can stain paving. Please check the information given on the container holding the chemical. If chemicals are spilt on the paving remove immediately by rinsing away with clean water.

Power-washing

Power-washing with high-pressure equipment is not normally required. Should these methods be employed, the following precautions should be observed:

- Paving should be thoroughly swept to remove detritus (loose debris) that could act as an abrasive agent when moved by the force of a power jet.
- A trial area should be tested before larger scale power-washing takes place.
- No more than a medium pressure should be applied when washing paving.
- The power-washing lance should be held at an oblique angle to the paving and at least 200mm (8") from the surface.
- If excess sand is washed from the joints during the washing exercise, it is important that the joints are re-sanded with similar materials upon completion.
- If mortar joints between pavings are damaged during power-washing they should be repointed/made good with fresh pointing as required, to maintain the integrity of the paving.

Colour Variation

The colours shown in this literature are as exact as photographic and printing processes will allow. We strongly recommend that the colours are judged and chosen from actual materials rather than photographic representation depicted herein. Although every effort is made to ensure consistency of product colour, variations between production batches can occur. We therefore recommend that, when purchasing

materials, especially in the case of larger quantities, they all come from the same batch and that products are thoroughly mixed on site by drawing from a minimum of three packs.

Silver Birch like all Natural Stone Sandstone products vary with differing geological conditions. Such variations can lead to small particles of ironstone within the product creating a darkening of the surface with natural weathering.

Being pale in coloration, this natural weathering is more obvious with Silver Birch as against the other natural stones in the Marshalls range.

Sizes and Joint Widths

All dimensions quoted in this catalogue are nominal and are for guidance only. Actual sizes will vary, particularly on the products designed to replicate natural stone which have features such as riven profiles and fiddled edges. Where space is critical, we recommend dry laying the product to check area required (especially circles and patio feature kits). The sizes and quantities given in the paving pages usually allow a nominal 10-15mm joint width.

Conditions required for Priora and Tegula® Priora

The grade of Priora featured in this brochure is only intended for normal domestic vehicles and pedestrian traffic, though occasional delivery vehicles over 3.5 tonnes gross weight can be tolerated.

For full conditions and guidelines for use ring the Marshalls Technical Advisory Service on **0370 411 2233** should you require a more detailed discussion on the intended use of the area. Installers can call for a technical pack on **0345 820 5000**.

We strongly recommend that this product is installed by a professional tradesman.

Grassguard®

Easy to lay with recommended sub base of 150mm MOT Type 1, hardcore, and a bedding regulating layer of sharp sand or pea shingle 25mm thick. This sub-base is to contain some humus type material to support root development and maintain growth during dry periods, although grass may still brown. A fine soil or loam with a peat mixture or proprietary compost should be poured in to approximately 30mm below the top surface of the slabs. Seed with tough coarse rye grass which as it grows binds the slabs and base materials together to progressively improve structural strength and loadbearing.

Technical information packs are available from the Marshalls Helpline on **0370 120 7474**.

For technical advice please contact the Marshalls Customer Technical Hotline **0370 411 2233**.

Drivesys®

Drivesys Driveway System blocks have a patented design which allows the products to be laid as you would traditional block paving, providing Drivesys Jointing Compound is used.

Driveway Construction:

Once installed, compact blocks using a vibrating plate with a neoprene (rubber) mat before jointing. Failure to do this will result in damage to the face of the blocks.

Jointing:

Drivesys Jointing Compound must be used to ensure structural stability.

It is essential that the 'Drivesys Installation Guide' is followed. Please call the Marshalls Helpline on **0345 820 5000** for further information.

PRODUCT INDEX

Arbours	116	Edging	76, 164-165	Porcelain Romano	32
Arches	114	Fencing	94	Porcelain Sabbia	29
Artificial Grass	168	Fencing Components	112-113	Porcelain Sofia	27
Artificial Grass Accessories	169	Fence Panels	94-105	Porcelain Stile	31
Chippings and Gravel	174	Garden Buildings	115	Porcelain Traverta	28
Civils and Drainage	166-167	Gates	95	Riven Harena	44
Coping and Caps	73	Timber	95-107, 110-111	Riven Harena Circle & Linear	45
Decking	80	Metal	108-111	Riven Harena Kaleidoscope	45
Composite	81	Gazebos	118-119	Sawn Versuro® Linear	35
Enhanced Grip	87	Kerbs	164-165	Sawn Versuro®	35
Timber	85	Landscaping Fabric	171	Saxon® Paving	54
Balustrades	92	Log Cabins	125	Scoutmoor®	36
Decorative Aggregates	174-175	Patios	6	Sylvern®	47
Driveways	130	Alvanley Pavers	37	SYMPHONY®	
Baksteen	146	Antique Alverno®	38	Classic Paving	9
Bretton Driveway Setts	139	Argent® Paving	51	Matte Paving	15
Drivesys® Riven Stone	141	Arrento	22	Natural Paving	11
Cropped Porphyry Setts	144	Capleton®	47	Planks Paving	16
Driveline® Metro®	148	Casarta Slate®	48	Tumbled Paving	17
Driveline® Priora®	157	Chapelgate®	38	Urban Paving	13
Driveline Nova® Coarse	154	Coach House®	52	SYMPHONY® Plus	
Driveline Nova® Smooth	154	Firedstone®	55	Classic Paving	18
Drivesett® Argent®	149	Flamed Narias®	36	Natural Paving	19
Drivesett® Argent® Priora®	158	Granite Eclipse®	46	Planks Paving	21
Drivesett® Coppice®	152	Heritage®	53	Urban Paving	20
Drivesett® Natrale	153	Indian Sandstone	42	Tantino	23
Drivesett® Savanna®	156	Lazaro Marble®	48	Towngate	37
Drivesett® Tegula®	150	Limestone Aluri®	46	Woodstone®	56
Drivesett® Tegula® Linear	151	Natural Paving Cobblestone	39	Utility Paving	
Drivesett® Tegula® Priora®	159	Natural Paving Cragstone	43	Pendle and Richmond	57
Drivesett Kerbs	165	Natural Paving		Regent® and Textured	57
Drivesett Savanna Kerb	165	Indian Sandstone	42	Patio Doors	126
Drivesys® Flamed Stone	143	Natural Slate	49	Screens	106-107
Drivesys® Original Cobble	145	Organa®	52	Sheds & Workshops	120-123
Drivesys® Riven Stone	141	Perfecta®	56	Sleepers	78-79
Drivesys® Split Stone	142	Porcelain AIX	25	Small Storage	124
Drivesys Roundtop	164	Porcelain Albero	31	Stone Steps	71
Driveway Setts	133	Porcelain Almare	24	Topsoil & Turf	172
Farnley Setts	134	Porcelain Anno	7	Trellis & Lattice	106-107
Fossestone	140	Porcelain Bellezza	33	Turf	170
Grassguard	160	Porcelain Bellstone	30	Walling	58
Keykerb	161	Porcelain Colosso	34		
Magnasett	136	Porcelain Dellacava	33		
Natural Stone Setts	135	Porcelain Di Pietra	26		
Resiscape®	162	Porcelain Dolmen	27		
Sawn Granite Eclipse Setts	138	Porcelain Dusk	30		
Scoutmoor® Setts	137	Porcelain Flintana	29		
Standard Block Paving	155	Porcelain Guidare	34		
SYMPHONY® Plus Drive	131	Porcelain Metallo	25		
Tegula Kerb Ancillaries	161	Porcelain Modello	32		
		Porcelain Plank	28		



Get a
Trade Account
...and SAVE
Discounts on 100s of products

TRADE
ACCOUNT



Ask about our Travis Perkins
Credit Card or apply online at
travisperkins.co.uk/creditcard



Up to 3 months interest-free at
Travis Perkins on every purchase,
every time, works alongside your
trade account.

Conditions apply. Business applications only.




Head Office: Lodge Way House, Lodge Way, Northampton, NN5 7UG. 01604 752424
The information contained in this publication is believed to be correct and complete at the time of printing. Due to the limitations in the printing process images may not be representative of their true colours and colour variations may occur due to the natural origin of the products. Stock may vary from branch to branch and is subject to availability. All photographs are as a guide only and do not necessarily represent the products available. Travis Perkins reserves the right to change product details without prior notice. Errors & omissions excluded. All products sold subject to Travis Perkins Terms & Conditions of Sale see travisperkins.co.uk for full details.
Travis Perkins plc is the owner of the registered trademark Travis Perkins.

Gardens & Driveways

Block Paving | Driveways | Patios | Decking | Fencing | Buildings

Transforming Outdoor Spaces



@TravisPerkinsCo



facebook.com/TravisPerkinsCo

JB2494467 01/20



In branch



Online



Tools, plant &
equipment hire



0330 123 3846



travisperkins.co.uk

We get it sorted.