

O

BOOK

*ORBEA*

# INDEX

## PREFACE

BY  
JON FERNÁNDEZ.



## ABOUT ORBEA

ORIGINS,  
PROCESS.



## ORBEA BICYCLES

NEW RANGE  
OF PRODUCTS.



## EQUIPMENT

HELMETS, APPAREL  
AND HYDRA.





# YESTERDAY, TODAY AND TOMORROW

Since its inception, more than 170 years ago, Orbea has been associated with indefatigable quest, adaptation and self-improvement. These traits have brought us to where we are now, earning us international renown and presence in more than 65 countries.

This could only be possible with the joint efforts and trust of the people who make Orbea, and with a series of values that have created unity, strength and capability.


Our catalog reflects this, as a tool where we share our personality, our know-how and solutions – a tool that shows our love of sports and our eagerness to be what we imagined we could be. This catalog reflects our passion in providing innovative global solutions and lifetime warranty as proof that we know we're offering top-quality products.

At Orbea we create experiences for you to feel, enjoy, discover and do better. But, above all, we want to be by your side, experiencing with you and meeting your needs in order to improve and always give you the best.

**JON FERNÁNDEZ.**  
Orbea General Manager.



Jon is passionate about sports, especially cycling, 2013.





# ABOUT ORBEA

COMPANY HISTORY

—

ORIGINS

GREAT CYCLISTS

BRAND HISTORY

ORBEA TODAY

WE ARE ORBEA

—


OUR VALUES

WHAT DOES IT MEAN  
TO BE ORBEA TODAY?

OUR COMMITMENT

DESIGN AND PRODUCTION

ORBEA IN THE WORLD





# COMPANY HISTORY



# COMPANY HISTORY



The Orbea family in Eibar, nineteenth century.



## ORIGINS

Orbea was established in 1840 as a family-run company making revolvers, cartridge guns and pistols. With the outbreak of World War I, the company experienced growth. When the war ended, the firm changed business, focusing on the manufacture of precision mechanics-based products: prams, school desks and, finally, bicycles, producing as many as 50,000 a year.

A few years later, the economic crisis brought Orbea to the brink of bankruptcy. This would've meant doing away with the firm and with the jobs of 1,500 families. Showing once again that they weren't ready to give up, the workers talked the owner into transferring the plant to them. The company became a cooperative, joining the Mondragon Cooperative Group in 1971. This way, they managed to keep their jobs and a brand with an already long history.

In 1975, the company moved its headquarters to their current location in Mallabia. At the new facilities, Orbea entertained the idea to have a professional elite cycling team, whose future members would include Perico Delgado – winner of the Vuelta a España 1985 – or Marino Lejarreta. Although Orbea has always been associated with racing, it was only in 1982 that it became the sponsor of a road cycling team.

Later, with the emergence of mountain biking, Orbea launched an initiative that would change the brand and the industry for good: its first MTB team, led by Jokin Mujika, who won the Spanish Cyclo-Cross Championships in 1994.

With time, Orbea embarked on internationalization, going beyond exclusive sales in Spain, first with exports to France and then with branches in USA, France, Italy, UK, Belgium, Germany, Australia and Portugal. The internationalization strategy was divided into three areas: products, markets and brand. At present, Orbea operates in more than 65 countries, developing and supplying around 250,000 bicycles, thousands of helmets, cycling wear and hydration packs, and planning trips and events.

Since the making of its first bike, Orbea has managed to adapt to the course of history, offering quality products with ever-changing, innovative designs and materials.






Orbea workers in Mallabia, 1978.

Since the creation of its first revolver, Orbea has evolved with the times. The constant renewal of products and services led to the birth of Orca, the brand's flagship range, in 2003.

Orca was Orbea's first carbon fiber bicycle. With it, a new era began, not only for the firm but also for the most demanding road cyclists. The Orca combines state-of-the-art technology with innovation and design. The Orca's first victory came with Iban Mayo, who won the queen stage of the Tour de France in Alpe d'Huez riding it. Then, the bicycle won the Eurobike Award, as well as several stages of the Giro d'Italia, the Vuelta a España and lots of races around the world. Without a doubt, the Orca paved the way for success. Today, Orbea is as passionate and enthusiastic as when it first hit the road.

Continuous innovation and development have earned the brand great accolades, like Julien Absalon and Samuel Sánchez's Olympic gold medals in Beijing (MTB and road cycling, respectively) or the Ordu as the fastest triathlon bike in history between the legs of Orbea Orca Tri Team Member Andrew Starykowicz and, before that, Craig Alexander's Ironman Hawaii victories in 2008 and 2009.

This has placed Orbea among the world's leading and most prestigious bike makers. Throughout the years, the brand transformed itself and grew, based on an undeniably successful strategy.







Orbea riders, 1931.

## GREAT CYCLISTS

The Orbea cyclists have contributed to the grandeur of a sport in which difficulties, effort and self-improvement go hand in hand. They contributed to lay the foundations of modern cycling and became the idols of thousands of fans, both children and grown-ups, handing out badges with their favorite riders' faces. Cycling is a sport that puts your heart and mind to the test. In the past, resources were more precarious than they are now: wheels that were inadequate for specific terrains, cycling wear that got too heavy when wet, makeshift feeding stations, troughs to shake the mud off contributed by generous fans...

Commitment and passion were indeed necessary in those early cyclists, men who pedaled hard for their sport to grow. In its early years, cycling was less a sport than an endurance test.

They've been our most loyal users, relying on our brand philosophy and quality. They've supported and encouraged us in our development, always choosing our products. Their lifestyle has changed throughout the years, and so has ours. There came a time when they were no longer happy with just one sport, and so they embraced diversity: challenge,

competition, self-improvement. Today, they demand products that deliver unforgettable and unique experiences. They've inspired us, challenged us, moved us to do better, and this makes them the cornerstone of our business.



## 1930s

### The Montero Brothers

The surname 'Montero' is associated with the oldest family saga in Spanish cycling. Born in Ávila and raised in Gipuzkoa, the Montero brothers had cycling written in their hearts as children. Ricardo and Luciano, who was six years younger, were both powerful and able cyclists. As members of Real Unión Orbea, they clinched many victories: Circuit de Mainsin, Gran Prueba Eibarresa, Dax, Irún, Luarca, and many others.

### Federico Ezquerro

Bizkaia-born Federico Ezquerro was the first great Basque cyclist. He got as many as 87 victories in 19 seasons, 17 of them with the Orbea team. An outstanding climber, Ezquerro was an Orbea rider from 1934 to 1936, winning small but prestigious races that earned him a place among the big names of world cycling. His most accomplished victory was the Nice-Cannes stage of the Tour de France, on the outbreak of the Spanish Civil War.



## 1960s-1970s

### Miguel María Lasa aka "LAPA"

Lasa joined the Orbea team in 1971. During his cycling career, he won 76 races, including six stages in the Vuelta a España, three in the Giro d'Italia and two in the Tour de France. He also got many awards with the Orbea team.




## 1980s

### Pedro Ruiz Cabestany

Born in the Basque Country to a Catalan family, Cabestany was a pro from 1984 to 1994, winning 23 races. From 1984 to 1986, he was a member of the Orbea team (Orbea-Danena, Orbea-Gin MG and Seat-Orbea). His most important triumphs included wins at the Vuelta a España and the Tour de France.

### Perico Delgado


Delgado rode with Seat-Orbea in 1985, earning the brand two of its milestones: the overall victory in the Vuelta a España and the queen stage of the Tour de France, finishing in Luz Ardiden, in the Pyrénées, beating all rivals with the help of teammate Peio Ruiz Cabestany.



## 2000s

### Roberto Laiseka

When he became a pro in 1994, Laiseka began to wear the shirt of Euskadi (later Euskaltel-Euskadi). In his 30s he stood out as a climber, winning races in the Vuelta a España and the Tour de France. In the former he clinched victory in Luz Ardiden, like Perico Delgado before him and Samuel Sánchez ten years later. He retired in 2007, having been injured in the Giro d'Italia the year before.




### Julien Absalon

Julien Absalon was the king of XC in the past few years. With his inseparable companion, the Orbea Alma, he took four World Championships, five World Cups and Olympic gold in Beijing. As a member of Orbea Racing Team from 2006 to 2012, Absalon dominated the French MTB and cyclo-cross scene.

### Iñaki Lejarreta

World Junior champion, Olympic diploma in Beijing, Spanish Elite and U23 champion, winner of countless races at the MTB Spanish Open, a member of Orbea Racing Team since it was formed, alongside Rubén Ruzafa, Julien Absalon and other leading bikers, a cyclo-cross enthusiast and, above all, a lover of sports, Iñaki had his life taken away in a road accident when he was training. Lejarreta was a fighter, a man who stood up for care and respect when riding or driving on the road until the end of his life. To Orbea, Iñaki set an example. He was a hero.



## 1990s (MTB)

### Jokin Mujika

Mujika took his first steps as a pro with Orbea, after having trained with the team as an amateur rider. In 1988, he won the Euskal Bizikleta (with the climb to Arrate). Then this race became the Tour of the Basque Country. He took part in all three grand tours from 1984 to 1989, always riding an Orbea bike and being part of the Orbea team: Orbea, MG-Orbea, Seat Orbea, Caja Rural-Orbea. In 1993, Mujika took up cyclo-cross to great results. In the last part of his career he embraced the recently born MTB, participating in this discipline in the Atlanta Olympic Games in 1996, when he was 22nd.





## BRAND HISTORY

Evolution is wired in Orbea's DNA. It's part of our philosophy and our being. To Orbea, life means nothing without the search for new, better ideas, without new technologies to improve our products and their usability, without moving forward, without taking further steps. This is what we think, as reflected in our character and brand, adapting to change, time and users along the way to make an internationally renowned and strong brand.

### 1840-1900

Orbea started off as 'Orbea Hermanos', a small gun factory in Eibar. It soon became one of the leading companies at the local level, and a big player in the national industry. With time, it expanded business to cartridges, mother-of-pearl grips and machinery. Always in the avant-garde of progress, Orbea was the first plant in Eibar to use electric power.



### 1900-1930

As early as 1907, Orbea embarked on internationalization, setting up a plant in Buenos Aires. With the new plant, and the outbreak of World War I, production grew exponentially, and this led to the opening of new facilities and the creation of jobs. When the war was over, Orbea extended its range of products, focusing on the manufacture of bicycles and gradually exiting the gun industry.



### 1930-1950

After the Spanish Civil War, the Orbea plant had 1,000 workers, producing 50,000 bikes a year. This kind of success, however, was not enough. Orbea's thirst for innovation led to investment in new sectors that were all the rage in other parts of the world. In 1944, it took its first steps in the automotive industry with Electrociclos S.A., releasing an electric motorcycle and two carrier tricycles with the box at the front. At the same time, Orbea had its first sponsored pro cyclists, bearing fruit in accomplishments like Mariano Cañardo's second place in the Vuelta a España 1935.



### 1950-1969

In the 1960s, Orbea renewed its commitment to innovation, producing the Velosolex scooters. However, shrinking demand for bicycles in the domestic market resulted in one of the worst times in the company's history.







**1969- 1975**

In the early 1970s, the workers took charge and set up the Orbea Cooperative. Later, Orbea joined Mondragon, the world's largest cooperative group.

**1980-1990**

In these decades, Orbea sponsored professional cycling teams like Grupo Deportivo Orbea-Danena. In 1985, Perico Delgado won the Vuelta a España riding an Orbea bicycle and using Orbea gear. Also in this period, Orbea entered the MTB cycling market.

**1992**

In the early 1990s, Orbea put together its first MTB team, led by Jokin Mujika, who won the Spanish Cyclo-Cross Championships in 1994.

**1997**

In 1997, Orbea redesigned its strategy so as to be able to operate in the global market. The company began to open up to new markets while focusing on product R&D and building a strong brand image according to the new times and types of users.


**2003**

In 2003, Orbea produced its first carbon fiber bicycle, the Orbea Orca Carbon. The Orca combined state-of-the-art technology with innovation and design. The Orca won its first race with Iban Mayo. It was the queen stage of the Tour de France. Then there came other prizes, like the Eurobike Award.

**2008**

Continuous innovation and development earned the brand great accolades, like Julien Absalon and Samuel Sánchez's Olympic gold medals in Beijing (MTB and road cycling, respectively) or the Ordu as the fastest triathlon bike in history between the legs of Orbea Orca Tri Team Andrew Starykowicz. Before that, there were Craig Alexander's Ironman Hawaii victories in 2008 and 2009.

But things didn't stop there...







## ORBEA TODAY

Orbea is now a well-established, internationally renowned brand that has undergone a dramatic transformation and significant growth in the past few years. The brand has been saluted for its capacity to introduce new proposals and make changes leading to a new understanding of the bike industry.



ORBEA TODAY video.





# WE ARE ORBEA



# WE ARE ORBEA

## OUR VALUES

Our values mark the way on the basis of tradition, although with an innovative concept and structure. Our values are related to the way we understand everyday work, the way we live, and the way we feel, experience and approach sports. Guided by our values, we can face the development of the global solutions we offer users a wide range of products for leisure and sports carrying the best of us.





---

## 1. STYLE

Orbea is style, as can be appreciated in product design, in the introduction of innovative solutions and in the avant-garde technology used.

The Orbea style can be seen in our points of sale and packaging. The Orbea style shows on our website and ads. Orbea is a lifestyle for active people.



---

## 2. SPORT

Orbea will always be sport. No matter whether it's cycling, mountaineering, skiing or canoeing. Orbea will always be the companion of users who turn sport into a lifestyle. Orbea is a teacher rather than a seller. We encourage and boost multi-sport events as the road to personal growth. Orbea guides you. Orbea is with you. Orbea teaches you how to do it, and how to do it better.





---

### 3. ESCAPE

Orbea is escape because it helps you get away from routine.  
Because our product solutions help you break away from weekly schedules and city rhythms.  
Because you can share things with other Orbea users in our groups and communities.  
Because you can go as far as you want.  
Because Orbea is joy and leisure.



---

### 4. FREEDOM

Orbea is a brand of freedom.  
A brand that develops outdoors and offers solutions for users to do sports at the level they choose.  
Orbea is freedom to choose what you want to be.  
Orbea is free because it's independent; it's the result of what we've chosen to be.





## WHAT DOES IT MEAN TO BE ORBEA TODAY?

Our values stem from feelings we experience at Orbea every day. Feelings we believe in. Feelings we fight for. Our principles are a full statement of what it means to be Orbea today. We're ambitious, we love to learn, to expand, to compete, to be free, to be international, to change for the better all the time, to keep abreast of the latest trends and technologies and, above all, to deliver guaranteed products.

**1. THINKING THAT A FAILURE YOU CAN LEARN FROM IS MORE VALUABLE THAN SUCCESS WITHOUT A LESSON.** 2. THINKING THAT IF YOU DON'T TAKE RISKS AND FACE CHALLENGES, YOU ALWAYS LOSE. **3. THINKING THAT A CUSTOMER IS A PERSON CLOSE TO US.** 4. BELIEVING THAT COMPANIES SHOULD GIVE BACK TO SOCIETY AT LEAST WHAT THEY'VE GOT FROM IT. **5. BELIEVING THAT IMAGINATION IS THE BASIS FOR INNOVATION.** 6. REMEMBERING THAT ALL OPINIONS ARE VALUABLE. **7. KNOWING THAT YOU HAVE TO KEEP RUNNING AFTER CROSSING THE FINISH LINE.** 8. UNDERSTANDING THAT THE SEEDBED OF CREATIVITY IS ORGANIZED CHAOS. **9. THINKING THAT THE IDEA THAT SOMETHING IS IMPOSSIBLE IS AN OPINION RATHER THAN A FACT.** 10. BEING SURE THAT BEING AHEAD OF THE PACK IS BETTER THAN LAGGING BEHIND.





## OUR COMMITMENT

We want to continue to grow and develop the Orbea brand at the European level and as a global reference in the provision of services and solutions to end users who like outdoor activities and all things related to bicycles.

We want to be perceived by our clients, and end-users, as a company that solves their problems and caters to their recreational and sports activities, and as a social leader embodying a series of values and feelings they feel identified with.

We want to cement alliances with local dealers and other partners joining the Orbea project and sharing our vision.

For we believe it is the people who make the brand.



 Mongolia Bike Challenge.



---

### We are a cooperative

Ever since it became a cooperative, Orbea has been linked to the Mondragon Group in its various stages.

Mondragon is a cluster of cooperatives making a second-grade cooperative. This means every single cooperative can grow to a degree that would be unthinkable if they were on their own, reaching places they'd never be able to reach alone. More than 80,000 people work at Mondragon Corporation around the world, and 9,000 are studying at the Corporation's universities and learning centers. This means huge revenues and the right resources to face the future.

Being together also means making progress in fulfilling the values that both Mondragon and Orbea are staunchly committed to.

Our highest goal is to transform society with freedom, justice and solidarity. This is why we're committed to values like sharing our profits with those in need, choosing labor over capital and not the other way about, or reinvesting most of our profits to create new jobs.

These are the values Orbea is committed to. The values we work and live by.





---

## DESIGN AND PRODUCTION

Orbea was established almost 170 years ago and has been designing bikes for more than 80. Since then, we've experienced many different changes in terms of design, materials and product technology: carbon, manufacturing processes, painting, testing, and so on.

And we've gone down this road with hope and passion for sports and their history. We want every bicycle to be special and unique for the person riding it.



Ordu wind tunnel tests in Phoenix, 2012.





### Lifetime warranty

Orbea offers lifetime warranty on all bicycle frames. Only a manufacturer with a knowledge of materials, a command of technology and with the right skills can guarantee that your frame is an indestructible weapon. Only Orbea can take you one step ahead.

Thanks to monocoque construction, we can make sure that your frame will be flawless. And, if you happen to get a faulty frame, we take responsibility for it. Orbea frames are the result of a long process involving design, manufacturing and quality tests.

Our efforts to get maximum quality in bikes enable us to offer a warranty nobody else can give you. No other market player can offer the security we give you.

The Orbea warranty certifies you'll always have a healthy bike frame. To activate it, you must use the registration number you'll find in all Orbea frames. Once you activate your warranty with your retailer or online at [www.orbea.com](http://www.orbea.com), your frame will be protected forever.

Additional benefits include the possibility to report losses, enter competitions or learn the world's latest news.



### Orbea Design

Orbea Design revolves around four elements we believe to be key in bike design:

#### WE LOVE BIKES

We're not bicycle-making machines. We're people listening to you and making products that meet your needs.

#### WE'RE FAMILIAR WITH TECHNOLOGY

We want to make life easier for you. This is why we innovate, we develop solutions to offer lifetime guaranteed products. We apply technology to life.

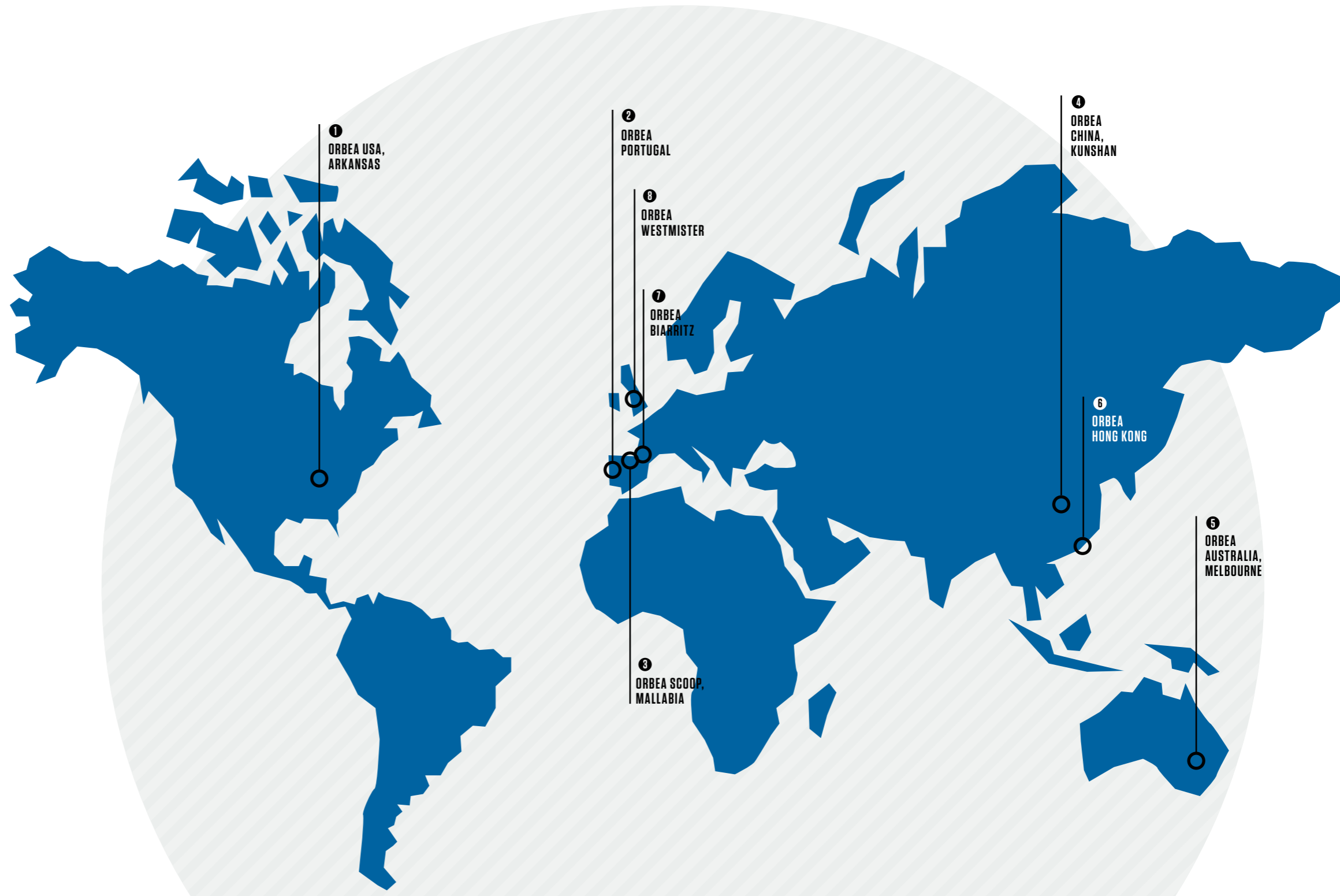
#### WE'RE CREATORS

We have the capacity to build the things we imagine. Our bikes are a fine example of this. We make them facing the greatest challenge: to offer you the best every single day.

#### WE'RE TREND SETTERS

Buying an Orbea bike is quite an experience. You know you're getting a companion that will never grow old or become old-fashioned, for we're ahead of the curve.





## MULTI-LOCATION AS A LOCAL GROWTH STRATEGY

Given our commitment to giving back to society more than we've got from it and to creating jobs at the local level, at Orbea we chose multi-location as the most adequate strategy. Delocalization, on the other hand, is rejected as a selfish strategy.

Orbea has opened manufacturing plants in China and Portugal, logistics, distribution and industrialization offices in Hong Kong, business offices in several European, and branches in USA and Australia. The goal is always the same: local development and wealth.

As we set up our facilities abroad, we re-designed our local structure, adding value-added jobs and turning our headquarters in Mallabia into a powerful R&D+i center, the global logistic coordination hub, the place where our value-added products are assembled and the office where strategic brand decisions are made.

### ORBEA AROUND THE GLOBE

**1**  
**ORBEA USA,  
ARKANSAS**  
—  
Marketing.  
Distribution.  
Customer service.

**2**  
**ORBEA  
PORTUGAL**  
—  
Assembly.  
Distribution.

**3**  
**ORBEA SCOOP,  
MALLABIA**  
—  
Main HQ.  
Design&Development.  
Customer service.  
Marketing.  
Assembly.

**4**  
**ORBEA CHINA,  
KUNSHAN**  
—  
Marketing.  
Assembly.  
Distribution.  
Customer service.

**5**  
**ORBEA AUSTRALIA,  
MELBOURNE**  
—  
Marketing.  
Distribution.  
Customer service.

**6**  
**ORBEA  
HONG KONG**  
—  
Design&Development.

**7**  
**ORBEA  
BIARRITZ**  
—  
Distribution.  
Design.

**8**  
**ORBEA  
WESTMISTER**  
—  
Sales team.



ESPAÑA  
Orbea S.Coop.  
Polígono I. Goitondo. 48269 Mallabia  
(Bizkaia)  
Tlf. +34 943 176 036 – +34 943 176  
066 Fax. +34 943 174 683  
e-mail: orbea@orbea.com  
www.orbea.com

## OFFICES AND AGENTS

AUSTRALIA & NZ  
Orbea Australia.  
Level 1, 147 Cecil St,  
South Melbourne, Victoria, 3205  
T. + 61 3 9686 9990  
F. + 61 3 9696 3435  
e-mail: info@orbea.com.au  
www.orbea.com

AUSTRIA  
Orbea Österreich.  
Werthenustrasse 18a  
9500 Villach (Kärnten)  
T. +43(0) 4242 360370  
F. +43(0) 4242 360370-10  
e-mail: office@handels-sportagentur.at  
www.orbea.com

BELGIUM  
Orbea Belgique.  
5, Rue du Berlicot  
4219 Meeffe  
T. +32 (0) 475 745 389  
F. +32 (0) 81 879 423  
e-mail: info@orbea.be  
www.orbea.com

CARIBE  
Orbea U.S.A.  
600 North Broadway  
North Little Rock, AR 72114  
T. +1 501 280 9700  
F. +1 501 280 9705  
e-mail: info@orbea-usa.com  
www.orbea-usa.com

CHINA  
Orbea (Kunshan) Co. Ltd.  
Huang Puijiang RD, Qiandeng Town  
Kunshan City, 215341,  
Jiangsu Province  
T. +86 512 55155333  
F. +86 512 55155203  
e-mail: china@orbea.com  
www.orbea.com

FRANCE  
Orbea France  
Technopole Izarbel. 243,  
Allées Théodore Monod  
64210 Bidart  
T. + 33 05 59 59 22 12  
F. + 33 05 59 41 06 21  
e-mail: cremazeilles@orbea.com  
arancon@orbea.com  
orbea@orbea.com  
www.orbea.com

GERMANY  
Orbea S.Coop.  
Polígono I. Goitondo,  
48269 Mallabia (Bizkaia)  
T. +49 231 988 198 69 /  
+34 943 176 036  
F. +34 943 174 683  
e-mail: orbea@orbea.com  
www.orbea.com

GREAT BRITAIN  
Orbea Uk.  
P.O.Box 731  
Ipswich Suffolk IPI 9DY  
T. +44 1449 711632  
e-mail: info@orbeauk.com  
www.orbea.com

HOLLAND  
Orbea Nederland.  
Bögelscamplaan 2a,  
7591 GH Denekamp  
T. 06 150 370 32  
e-mail: Erwinijboer@hetnet.nl  
www.orbea.com

ITALY  
Orbea Italia.  
Via Pompeo Licinio 134/A  
00178 Roma  
T. + 39 3465134458  
e-mail: orbea@orbea.it  
www.orbea.com

PORTUGAL  
Orbea Portugal.  
Rua Joaquim Valentim Correia,  
13 Cruz de Pau. 2845-584 Amora  
T. +351 93 162 34 87 / +351 30 880 01  
84  
e-mail: nlopes@orbea.com  
www.orbea.com

U.S.A  
Orbea U.S.A.  
600 North Broadway  
North Little Rock, AR 72114  
T. +1 501 280 9700  
F. +1 501 280 9705  
e-mail: info.usa@orbea.com  
www.orbea.com/us-en/

## DEALERS

ANDORRA  
Esports Jorma.  
Av. Francesc Cairat 6  
25191 Sant Julia de Loria  
T. + 376844133  
F. + 376843022  
e-mail: info@jormabike.com  
www.orbea.com

ARGENTINA  
Ride A Bike Srl.  
Av Libertador 14070 Martinez  
Buenos Aires  
T. + 5411 4792 3560  
e-mail: pablo@rideabike.com.ar  
www.orbea.com

BAHRAIN  
Eurocycles. P. O.  
Box 31365. Budaiya  
T. +973 17694981  
www.orbea.com

BRASIL  
Natural Comercial Ltd  
Rua dos Inocentes, 538  
Sao Paulo SP  
T. +55 (11) 29240031  
www.orbea.com

CANADA  
Podium Imports.  
300 Rigsby Street.  
Penticton, Bc. V2A 5S7  
T. 250 493 1144  
F. 250 493 8880  
e-mail: info@podiumimports.ca  
www.podiumimports.ca  
www.orbea.com

CHILE  
Andes Industrial.  
Santa Elena nº 1511  
Santiago de Chile  
T. +56 2 7191100  
e-mail: ruribe@andesindustrial.cl  
www.andesindustrial.cl

COLOMBIA  
Bicicletas Milan.  
Boulevard Santande N°16-03  
Bucaramanga  
T. +57 1 6711707  
e-mail: purchase@milancorporation.com  
www.bicicletasmilan.com

COSTA RICA  
El Sprinter. SA.  
Parque Condal, Bodega 12  
Colima de Tibas, San Jose  
Apto Postal 169. 1150 La Uruca  
T. +506 2248 0409  
F. +506 2248 0418  
e-mail: elsprinter@racsa.co.cr  
www.orbea.com

CYPRUS  
Awol -Adventure Without Limits.  
Laodikias 21a, Strovolos 2028. Nicosia  
T. 00 357 22 106367 / 00357 99  
894394  
F. 00357 22 499396  
e-mail: awolcy@gmail.com  
www.awolcy.com  
www.orbea.com

CZECH REPUBLIC  
Moravcik Zdenek.  
Uzavrena, 16/7.  
56802 Svitavy  
T. +420.461.619957  
F. +420.4619957  
e-mail: info@orbeacz.eu  
web: www.orbea.cz  
www.orbea.com

DENMARK  
Marker Scandinavia.  
Ledreborg alle 10 Dk - 4320 Lejre  
T. +45 - 70228075  
email: info@marker-scandinavia.com  
www.marker-scandinavia.com

ECUADOR  
Bike Stop.  
Quito  
Avenida Eloy Alfaro N40-327 y José Queri  
T. 593-2 224 0986 / 593 9 879 0074  
Guayaquil  
Urdesa Central, Las Monjas No. 603  
y Circunvalación Sur  
T. 593-4 238 7865 / 593 9 879 0074  
email: felipe@bikestop.com.ec  
www.bikestop.com.ec  
www.orbea.com

EGYPT  
Abou El Goukh Commercial Firm.  
76 El Gomhoria St Down Town Cairo  
T. +20225932087  
F. +20225915011  
e-mail: abouelgoukh@hotmail.com  
www.abouelgoukh.com  
www.orbea.com

EL SALVADOR  
Probikes by Jose.  
C.C Paza Monte Elena Blvd. Orden De  
Malta Local # 6  
Santa Elena.  
email: info@probikesv.com  
www.probikesv.com  
www.orbea.com

ESTONIA  
X-Sport Baltic OÜ  
Turu plats 5/7  
Tallinn 1161  
T. +3726504088  
email info@x-sport.ee  
www.orbea.com

FAROE ISLANDS  
Karl Johannesen  
Vijormsgota 5  
FO- 188 Hoyvik  
T. +298 521339  
email: karani@kallnet.fo

FINLAND  
Finmebli Oy.  
Ruukuntekijäntie 10 A7  
01600 Vantaa  
T. + 358 400 604545  
F. + 358 9 3421865  
e-mail juha.jarvinen@finmebli.fi  
www.kolumbus.fi/finmebli  
www.orbea.com

GREECE  
Active Zone Network Ltd.  
Mystra. Varis Koropiou & Makedonias, 2  
16672 Vari  
T. +30 210 961 29 29  
F. +30 210 961 25 20  
e-mail: info@activezone.gr  
www.activezone.gr  
www.orbea.com



**GUATEMALA**  
 Donde Jose Probikes.  
 Metro 15. 2 Calle 22-65. Zona 15 Local 104  
 T. +502 2369 2009 Tlf  
 F. +502 2365 6719  
 e-mail: ventas@donde-jose.com  
 www.donde-jose.com  
 www.orbea.com

**HONG KONG**  
 Bull Bike Company Limited  
 1/F, Kam Tong Building, 831 Canton Road,  
 Yau Ma Tei, Mongkok, Kolwoon, Hong Kong  
 (junction of Waterloo Road 1R)  
 T.:+852 2368 4000  
 Fax:+852 3547 7977  
 e-mail: cs@bullbike.net  
 www.bullbike.net

**HUNGARY**  
 Bike Art Center Kft.  
 Csalogány U. 23-33  
 1027 Budapest  
 T. +36 1 226-3643 / +36 20 9344-000  
 e-mail: info@bikeart.hu  
 zsoltf@t-online.hu  
 www.orbea.com

**INDIA**  
 Ride 2026 Bikes.  
 B-36 Abhimanshree Society Pashan Road  
 Pune - 411 008.Maharashtra  
 T. +919890617580  
 F. +912025671305  
 e-mail: maxair@gmail.com  
 www.ride2026.com  
 www.orbea.com

**INDONESIA**  
 Pt. Topindo Lucky Sports  
 The Bellezza Shopping Arcade, Jl. Arteri Per-  
 mata Hijau No.34  
 12210 South Jakarta  
 T. (62) 85691718292  
 email: sales@topindosports.com  
 www.orbea.com

**Pro Bicycle**  
 Raya Pasar Jumat No.45b-c Lebak Bulus.  
 12310 Jakarta Selatan  
 T. 62(21)7663029  
 F. 62(21)7663026  
 email: info@pro-bicycle.com  
 www.orbea.com

**IRLANDA**  
 Freewheel Sports.  
 Unit 3, Link Road, Shannon  
 T. +353 404 44598  
 email: damian@freewheel.ie  
 www.freewheel.ie

**ISLANDIA**  
 SPORHJOL LTDA  
 Tjarnabakki, 3  
 IS-260 Reikiavik  
 T. +35 48241144  
 email: jonoddur@mitt.is  
 www.orbea.com

**ISRAEL**  
 Daa Sport Maketing.  
 P.O. Box 6035.  
 42160 Netanya  
 T. +972.(0)9865 6960  
 e-mail: daa@daa.co.il  
 www.daa.co.il  
 www.orbea.com

**JAPAN**  
 Dinosaur Inc.  
 Kitanoshonishi-Machi 2-8-15.  
 Nara-Shi, Nara 630-8452  
 T. +81-742-64-3555 / +81-742-64-3555  
 F. +81-742-64-3556  
 e-mail:dino@dinosaur-gr.com  
 www.dinosaur-gr.com  
 www.orbea.com

**LATVIA**  
 Sia "lks Sports".  
 Dzutas Str. 8  
 Riga . 1006  
 T. +371 675 45537  
 F. 0037167545523  
 www.xsports.lv  
 www.orbea.com

**LITHUANIA**  
 Uab "Velomanija".  
 Laisves Al. 12 / Vytauto Pr. 66. 44215,  
 Kaunas.  
 T. +37037206049  
 e-mail: justas@velomanija.lt  
 www.velomanija.lt  
 www.orbea.com

**MALTA**  
 Edward Borg.  
 70, Flat 4, Charles Court. Tigne Street.  
 Silema.  
 T. +35699457695.  
 F. +35621320553  
 e-mail: tediborg@gmail.com  
 www.wheelwizardmalta.com  
 www.orbea.com

**MAURITIUS**  
 Dyanemekano Limited.  
 4a Avenue Brouwn Sequard.  
 Quatre Bornes.  
 T. 230- 2518883  
 F. 230- 4250592  
 e-mail: info@procycle-mauritius.com  
 www.orbea.com

**MÉXICO**  
 Ciclismo Extremo S.A.  
 Av. División Del Norte 2957.  
 04330 Colonia Rosedal Coyoacan.  
 Mexico D.F.  
 T. +52 (55) 5549 5291  
 F. +52 (55) 5549 0789  
 e-mail: contacto@viansi.com  
 www.viansi.com  
 www.orbea.com

**NICARAGUA**  
 Tecnobicicletas de Nicaragua, S.A.  
 Km 20.4 Carretera a Masaya, Masaya  
 T. + 505 8888-8560 / + 505 2278-  
 4500  
 e-mail tecnobici@gmail.com  
 www.tecnobici.com  
 www.orbea.com

**NORWAY**  
 Topbikes A.S.  
 Kjeller vest 1-3  
 2007 Kjeller  
 T. +47.934 97090  
 e-mail: orbea@topbikes.no  
 www.topbikes.no  
 www.orbea.com

**PANAMÁ**  
 Cubexbike S.A.  
 Av B. N°60. Costa Del Este.  
 0823-01887 Panama City  
 T. + 5072714873 / 5072714868  
 F. +507 3912510  
 e-mail: cubexbike@cableonda.net  
 www.cubexbike.net  
 www.orbea.com

**PERÚ**  
 Cycling.  
 Av Tomas Marsano  
 2851 Higuereeta, Surco  
 T. + 551 271 0247  
 email: veronica@cycling.com.pe  
 www.cycling.com.pe

**PHILIPPINES**  
 Bike King.  
 B.1 Bonifacio High Street.  
 Fort Bonifacio Taghig City (Metro Manila)  
 T. +63 918 9791357  
 email: raulm4@yahoo.com  
 www.orbea.com

**POLAND**  
 Polsport Group Sp.  
 Z.O.O.Ska. Ul. Wilgowa 65a,  
 42271 Czeszochowa  
 T. / F. +48 34 366 0456  
 www.pol-sport.com  
 www.orbea.com

**RUSSIA**  
 Uventa Sport  
 10 Maksimova Str.  
 Moscow 123098  
 T. +7 499 196 3127  
 www.uventasport.ru  
 www.orbea.com

**Sitius**  
 Eniseyskaya Street House 1  
 129344 Moscow  
 T. 7-499 7137422  
 www.orbea.ru

**SINGAPORE/MALAYSIA**  
 Boon Bike Supply.  
 488 Changi Road,  
 Singapore 419898  
 T. 65-62428488  
 F. 65-62428488  
 email: sales@boonbike.com  
 www.boonbike.com

**SLOVENIA**  
 Primoz Strancar S.P.  
 Slejkkoti 2.  
 5270 Ajdovscina  
 T. 386-41429728  
 e-mail: primoz.strancar@orbea.si  
 www.orbea.com

**SOUTH AFRICA**  
 Fluidlines Sporting  
 Unit 15, Gants Plaza  
 7130 Strand (Strand)  
 T. +27 21 853 0000  
 F. +27 21 853 0001  
 email: info@fluidlines.co.za  
 www.orbea.com

**SOUTH KOREA**  
 CEPHAS Corporation  
 507 Mega Center SK@ Techno Park  
 190-1 Sangdaewon 1-Dong, Jungwon-Gu,  
 Seongnam-Si, Kyonggi  
 T. 82317760360  
 F. 82317760354  
 e-mail: ykkim@cephas.kr  
 www.orbea.com

**SWEDEN**  
 Bikesport  
 Fiskaregr.7  
 21838 Bunkflostrand (Sverige). Sweden  
 T. +46 40 631 57 10  
 martin@bikesports.se  
 http://www.bikesports.se/

**SWITZERLAND**  
 Platts LTD  
 Case Postale 1293  
 2501 Biel-Bienne  
 T. +41 32 3313101  
 www.platts.ch

**TAIWAN**  
 Orbea Taiwan  
 No. 156, Longmen Road, Situn Dist.,  
 Taichung City 40755, Taiwan, R.O.C.  
 T.:+886 4 22587728  
 E-mail: service@orbea.com.tw  
 www.orbea.com.tw  
 www.orbea.com

**THAILAND**  
 Central Bike Co., Ltd  
 30/1 Soi intramara 22 Suthisarn Rd.  
 Dindang Dindang Bangkok 10400  
 T. 085-098-0777  
 email: Sales@centralbike.co.th

**UKRAINE**  
 Bike Summit.  
 Moskovskaya Str. 43/11  
 01015 Kiev  
 T. 044-2280733  
 www.bikesummit.com.ua  
 www.orbea.com

**URUGUAY**  
 MotocicloSports Bike&Run.  
 Miguel Barreiro  
 3243, Montevideo  
 T. +598 27069918  
 email: orbea@motociclosports.com.uy  
 www.motociclosports.com.uy

**VENEZUELA**  
 Bicicletas y Deportes LA MINA  
 Av. Rojas cruce con Orinoco  
 Maturín-Edo. Monagas  
 T. +58 291 6412316  
 bicilamina@hotmail.com  
 www.orbea.com



## BIKE INDEX

### ROAD

ORCA AVANT AQUA

—

### TRI

ORDU ORCA TRI

—

### MTB

RALLON OCCAM OIZ ALMA MX

—

### ALL USE

SPORT COMFORT

—

### TREKKING

COMFORT EQUIPPED TRAVEL

—

### URBAN

BMX FIXIE SPEED BOULEVARD FOLDING

—

### KIDS

GROW MX

## EQUIPMENT INDEX

### HELMETS

ODIN RUNE M1 M2 ARI CITY YOUTH KIDS

—

### CYCLING APPAREL

RACING SPORT

—

### HYDRA

2+2 10+2





ORBEA

# ROAD

**YOU KNOW THE FEELING:  
YOU KEEP COMING CLOSER TO THE HORIZON  
AND THEN, ALL OF A SUDDEN,  
YOU CAN TOUCH IT.**





Orca

10 YEARS ON TOP. KEEP DREAMING.



# Orca

NAME	Orbea Orca
CATEGORY	Road
FIT	Stack and Reach Progressive sizing Monocoque
AERODYNAMICS	New fork
CONSTRUCTION	Orbea Monocoque Attraction Press Fit Bottom Bracket EC/DC Internal Cable Tapered Head Tube

ORBEA VALUES

Lifetime Warranty  
Orbea Design

"I have spent 10 years riding and winning with the Orca. With this bike I won my first stage at Montjuic Hill in 2004. Since then I have taken this bike around the world, and I have seen the podium and won some of the most important stages of grand tours such as Giro de Italia, Tour de France and the Vuelta a Espana. This bike has fought in the classics with Euskaltel-Euskadi and me. The bike has been dipped in Gold at the 2008 Beijing Olympics. The Orca was the perfect tool to help me win Gold in the Olympic road race. Keep Dreaming."


**SAMUEL SÁNCHEZ**  
Rider of Euskaltel-Euskadi.



 Samuel Sánchez  
2008 Olympic gold medal



# HISTORY



## 2003 THE LEGEND WAS BORN.

Orca has always been a revolution for Orbea and for the market. It still is. It was Orbea's first full carbon fiber bike. In 2003, its creation marked a turning point in the cycling world. And it was the first step on a path of success that Orbea continues along today, with all of the passion of the early days. Bike of the year in Spain and France.

- 100% T700S Carbon Fiber.
- 1,000 gr – Light Weight.
- Optimized Carbon Fiber layup to deliver better power transmission with maximum rider comfort.

## 2006 EUROBIKE AWARD.

We put our faith in design, setting trends for the industry. The 2006 Orca won the prestigious Eurobike Design Award, a prize it grants each year to the very best.

- Monocoque frame.
- SSN- Size Specific Nerve.
- Optimal balance between stiffness and lightness.
- Innovative frame shapes.

## 2008 OLYMPIC GOLD MEDAL IN BEIJING.

In 2008, Orbea designed the market's first ever super-lightweight magnesium seatpost clamp. Just one more step in the evolution of the bike that marked a generation.

- Monocoque Frame.
- SSN- Size Specific Nerve.
- Optimal Balance Between Stiffness and Lightness.
- Magnesium Seatpost Clamp.

## 2010 A NEW EVOLUTION.

The Orca evolution continues with the latest-generation Orbea Gold level carbon fiber, BB30, 1-1/8 to 1-1/2" tapered head tube, and bold new graphics.

- Monocoque frame.
- SSN- Size Specific Nerve.
- Oversize headtube.
- BB30.

## 2011 IT IS COMPETITION.

The Orca is our flagship road racing frame, and it is made with our top-level Orbea carbon fiber for maximum performance while ensuring an inspired, dynamic ride quality. It's not simply a product we make, it embodies the passion we feel for the top echelon of road racing. It is the adrenaline of the Tour converted into carbon, the sweat of the Giro transformed into technology, the tension of the Vuelta as innovation... it is competition.

- Monocoque frame.
- SSN- Size Specific Nerve.
- Attraction.
- AiZone.
- Attraction.
- AiZone.

## TOMORROW... 10 YEARS ON TOP KEEP DREAMING.





# USERS

## PRO USER.

Professional cyclists are those who are passionate about competition. They are authentic athletes who love high level competition and challenges. Our Orbea athletes are key ambassadors for our bikes and an important source of feedback in our design process. They are the people who push our road bikes to the limit.

They may ride 8000-17000 km per year. For them it is not a product, it is a tool that they use every day to achieve their best performance. They love technology and the latest innovations.

## ENTHUSIAST USER.

Lovers and fans of road cycling, those who ride 3000-8000 km per year. They like riding outdoors for long stretches. They are cyclists with high purchasing power, who demand high-end products. The Orbea Orca is the bike that ensures maximum performance and a dynamic, personalized experience for the user. It is a high-tech product built to perform in the most difficult tours and races.

# ASSOCIATED TEAMS

## EUSKALTEL-EUSKADI.

Effort, commitment and responsibility. These are the values of the Euskaltel Euskadi team. A team lead by honesty and work as ambassadors of their country. The Basque country prides themselves in supporting their home team. Euskaltel Euskadi is competitive and global. Euskaltel Euskadi are mostly riders from the Basque country and help develop up and coming riders from their country. This philosophy has driven the team for the last two decades, and given the team success that guarantees the stability of the project. Euskaltel Euskadi is a staple in the World Pro Tour peloton.

## OPTUM PRO CYCLING.

The Optum presented by Kelly Benefit Strategies Pro Cycling Team continues the rich cycling tradition established by Kelly Benefit Strategies in 2007. The team enters its 2nd season under the helm of title sponsor Optum and continues to pursue winning at the highest levels of the sport while staying true to the values of its partners. Since becoming the first-ever freshman team to win the USPRO Criterium Championship, the team has consistently impressed and improved on its performances from year to year, which now also boasts the 2012 National Racing Calendar's best women's team as well as a cyclocross program.

- 1. Euskaltel-Euskadi
- 2. Optum Pro Cycling
- 3. User



1



2



3



# CONCEPT

# FEATURES

## 10 YEARS ON TOP KEEP DREAMING.

The Orbea Orca is able to meet the needs of the most demanding users, including our professional riders. With an intense and passionate team of designers and engineers, the Orca has never been anything less than the best. Any rider, any road, any distance. The Orca is for the rider that demands the very best.

## TECHNOLOGY.

### 1. FIT

#### Stack and Reach

The 2014 Orbea road bikes have a re-designed geometry that allows any rider to be fit easily and properly on the bike. We based our frame sizing on the concept of stack and reach, developed by Dan Empfield, a pioneer in understanding the height and length of bicycle frames. Stack and reach are important measurements because they define the spatial relationships of two important touch points between your body and the bike – pedals and handlebars. Stack is the vertical distance from the center of the bottom bracket to the top of the headtube at center. Reach is the horizontal distance from the center of the bottom bracket to that same point - the top of the headtube at center.

An understanding of stack and reach can explain why many small bikes don't fit well. There are instances in our market when the smallest sizes do not offer shorter reach measurements and do not bring the head tube (therefore the handlebars) any closer to the rider than the next bigger size. In actuality, the way the bike fits is quite similar to the next bigger size save for a typically shorter stack on the smaller size. How does the manufacturer advertise a full size range then, based on top tube lengths? Changes in seat angle have historically been the answer. For a given reach, a steeper seat tube angle will result in a shorter top tube length. This old way

of looking at sizing based on the top tube measurement can ultimately be deceiving. Reach, on the other hand, is a measurement that is unaffected by angular differences in seat tube geometry.

What we're suggesting is an evolution in bike geometry. It's a different way to look at how to design and build bike frames that allows the Orca sizing to follow a more linear size progression. We've also increased the number of sizes to seven, up from six last year. The goal was to have a bike that can fit riders of all sizes. Our unique stack and reach based geometry means easier size selection and ensures an actual progression in sizing and fit, from the smallest size to the largest.

Our new road range will span two distinct geometry patterns that allow us to offer different fit styles. These differences address the needs and wants of all cyclists, man or woman, large or small. At Orbea, we know that everyone is different, with different bodily proportions, ranges of flexibility, and intended riding preferences and styles. We are all cyclists, yet we are all individuals. This is why we're building road bikes with options - to get you fit first and riding comfortably in the end.

Of the two geometries, the farther reach / lower stack of the Orca yields a shorter head tube and a lower, more forward hand position. The Orca is the bike that our professional riders on the Euskaltel-Euskadi and Optum Pro Cycling teams choose for their battles on roads around the world. It is a perfect bike for riders with good flexibility and who desire the

ability to have the most aerodynamic body position for supreme performance.



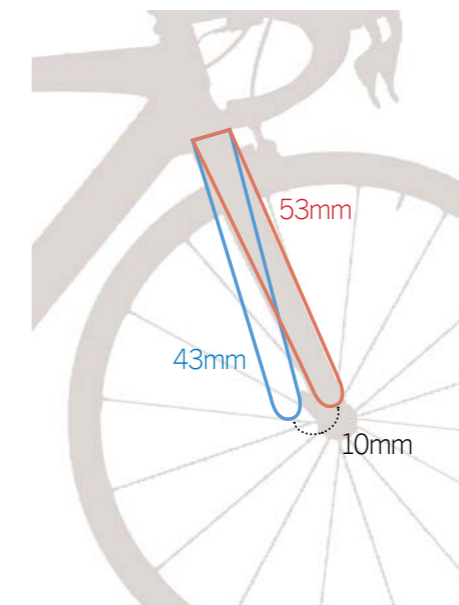
#### Linear size progression

We've developed seven new sizes for the new Orbea Orca, up from six on the previous generation. The new size range includes 47, 49, 51, 53, 55, 57, and 60cm sizes. This large range of sizes ensures that anyone can ride an Orca, no matter how large or small.

After analyzing our historical fit data, we concluded that we could greatly improve the fit options for our smallest riders. We are now offering new 47 and 49cm sizes. And since the Avant follows a more linear size progression, with regards to stack and reach, the 47cm bike indeed offers the smallest fit, with each subsequent size getting larger in a logical and predictable fashion.

*“Stack and reach are important measurements because they define the spatial relationships of two important touch points between your body and the bike pedals and handlebars.”*

To make these new bikes a reality, we've built two distinct forks for the Orca. The three smallest frame sizes use a specific fork, with a 53mm rake. The larger sizes use a fork with a 43mm rake. This difference is necessary, along with a tuned head angle through the size range, to maintain correct steering and front triangle geometry that takes into account the dynamic interaction between rider and bicycle. We prioritize handling, comfort, and control. The end goal is a world-class user experience on the Orca. The two distinct forks allow that same experience, with a well-balanced riding sensation, across the size range. No matter the size, the new Orbea Orca offers quick handling and agility with confidence-inspiring stability.



#### Monolink

Monolink Wide range of adjustment a total of four degrees of fore and aft adjustment from the base 73° seat tube angle. This makes the total effective range from 71° to 75°. Each Monolink equipped Orbea Orca comes with a dual-rail adapter set for the seatpost. Only available on the Orbea Orca Euskaltel-Euskadi Team Edition.





# FEATURES



## 2. AERODYNAMICS

In our latest version of the Orbea Orca, we have pushed for an optimum blend of attributes to create a bike that is perfectly balanced for the rigors of competition. One of our goals was to reduce wind resistance without sacrificing the stiffness or efficiency of the Orca frameset. And armed with our recent experiences in developing the latest Ordu superbike, we have re-designed the Orca fork. It was an obvious place to look for a speed advantage. The new fork make our bikes faster and more stable, giving the user an ability to ride at higher speeds with less energy expenditure.

The new Orca fork has a 1:3 aspect ratio. More importantly, it is only 1cm wide - the minimum limit set forth by the UCI technical guidelines. We've designed it for maximum reduction of aerodynamic drag at the front of the bike, precisely where these gains matter the most. Along with the narrowing of the fork blades, our engineers completely re-designed the layup schedule for the monocoque construction to ensure no reduction of strength and stiffness. The result is an Orca fork that complements the frame for confidence inspiring handling through high-speed corners, yet it is 7 watts more efficient than the last version.

## 3. CONSTRUCTION

### Monocoque

Orbea carbon fiber bicycles are made with a monocoque construction technique. This translates into a bike frame structure made as one seamless unit. We've been doing it this way since 2002, and our experience tells us that this is the only way to produce frames with the strength and durability to be worthy of our lifetime warranty.

Monocoque isn't the easiest way to build bike frames, nor is it the least expensive. However we choose to use this process because it offers us the ability to produce the best bikes on the market, and we won't compromise our standards to save a little money on manufacturing costs.

Part of the complexity of monocoque is the requirement of a dedicated mold set for each size frame. However, we can guarantee consistency and accuracy with the molding process, and monocoque allows us the freedom to create complex and beautiful tube shapes. This method of building the frame as one structural unit also allows the placement of continuous fibers that run through tube intersections in the frameset. The long fibers transmit forces throughout the tubes to reduce the chance for frame failure at critical, high stress areas.

Each frame size bears a specific design, optimizing the performance of the frame structure according to the size and body mass of the intended rider. The result

is seven individually designed frames 100% exclusive and perfectly balanced. We achieve this by creating carbon fiber frame structures with optimized tube diameters, wall thicknesses, and lay-up schedules, each variable being specific to a particular frame size.

This is a quality standard that we guarantee on our products, and which is far above the average standard required.

The result of this painstaking attention to size-specific design is that the new Orbea Orca will provide similar ride quality and performance characteristics across the size range.

The new Orbea Orca range is 10% lighter than and 8% stiffer.



### Attraction

Attraction is the smoothness that all cyclists desire. It insulates you from the realities of the road surface. This allows you to ride at peak performance, have more control, and benefit from more traction at all times. When you hit bumps, the compressive forces are converted into shear movement in the distinctive twists and bends on the seatstays. This conversion of forces absorbs energy from the bump force and improves comfort over irregular road surfaces.

While Attraction allows you to ride faster and farther, it has no effect on the ability of the rear triangle to transfer your power from the pedals to the pavement. Attraction is where comfort and performance are one.

### Press Fit Bottom Bracket

We have chosen the Press Fit bottom bracket system for our newest high-end road bicycles. The reasoning is simple - Press Fit provides a new standard for stiffness and light weight. While saving a few grams is always nice, the greatest benefit is that the added width of the bottom bracket shell allows us to optimize the intersection of the down tubes and bottom bracket shell. This increases pedaling stiffness and, ultimately, allows for a more efficient transfer of your energy to the rear wheel.

There are other benefits with the Press Fit system. All three major component manufacturers support this standard and

make compatible cranksets and bottom brackets. The nylon shell surrounding the bearing system on the bottom bracket makes the manufacturing tolerance more forgiving. The result is simpler installation, less maintenance, and less chance for creaky parts.

### EC/DC - Internal Cable Routing:

The Internal cable routing of the new Orbea Orca is designed to provide efficient and direct pathways to the rear brake and derailleurs. This enclosed system will protect performance and reduce maintenance by shielding the cables from the grit and grime from the road. The completely internal system also offers a small aerodynamic advantage to go along with a cleaner look.

Perhaps the most unique aspect of our internal routing system is that we've designed it to be compatible for both electronic and mechanical (EC/DC) shifting systems. This was not available on the previous generation of the Orca. Now, you can use whichever system you prefer, and the new Orca will allow simple and easy installation.

### Tapered Headtube

As our world-class competition bike, the Orca is designed with pure performance in mind. And to offer the best steering precision and control, we build it with a tapered headtube. This allows us to increase the diameter of the lower bearing, and likewise the steerer tube diameter. The result is a stiffer, stronger fork with no

appreciable weight gain. This is an integral part of what gives the Orca its confidence inspiring stability at speed through corners, even across lumpy pavement.





*Orca*





# ERGONOMICS

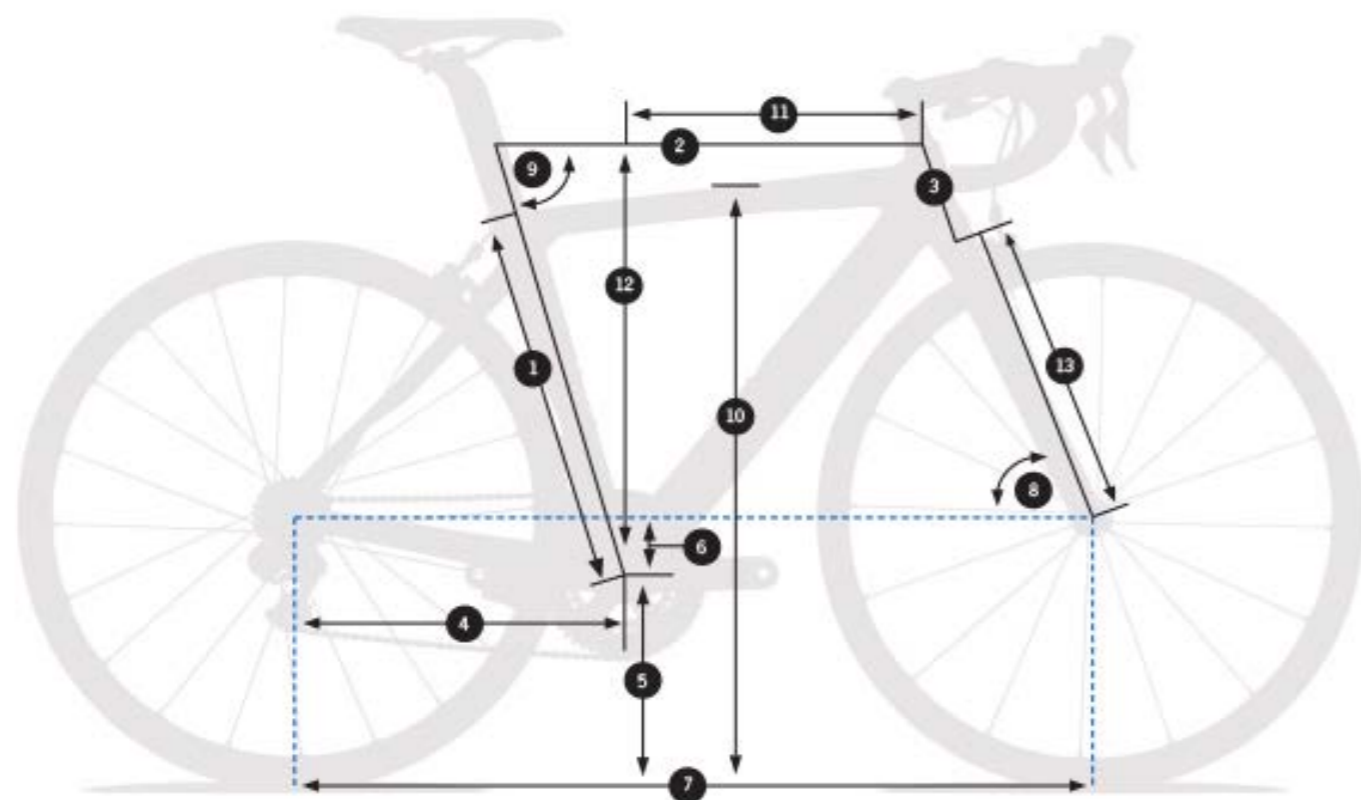
# SIZE

# GEOMETRY

SIZE (mm)	47	49	51	53	55	57	60
Crank	170	170	170	172,5	172,5	175	175
Stem	100	100	100	110	110	120	120
Handlebar	400	400	400	420	420	440	440

HEIGHT (cm)	SIZES
<160	47
160-165	49
165-170	51
170-175	53
175-180	53-55
180-185	55-57
185-190	57
>190	60

TALLAS (mm)	47	49	51	53	55	57	60
1. Seat tube	412mm	457mm	485mm	510mm	527mm	546mm	574mm
2. Top tube(eff)	514mm	520mm	531mm	544mm	559mm	571mm	591mm
3. Head tube	104mm	112mm	130mm	145mm	165mm	182mm	207mm
4. Chain stay	405mm	405mm	405mm	405mm	408mm	408mm	408mm
5. Bb height				270mm			
6. Bb drop				70mm			
7. Wheelbase	970mm	972mm	980mm	980mm	991mm	999mm	1013mm
8. Head angle	71°	71.4°	71.8°	72.1°	72.5°	73°	73.5°
9. Seat angle	73.5°	73.5°	73.5°	73.5°	73.2°	73.2°	73.2°
10. Standover	714mm	742mm	764mm	790mm	804mm	823mm	851mm
11. Reach	365mm	368mm	373mm	380mm	386mm	393mm	404mm
12. Stack	506mm	515mm	533mm	552mm	572mm	590mm	616mm
13. Fork length				375mm			







# ERGONOMICS. BRONZE

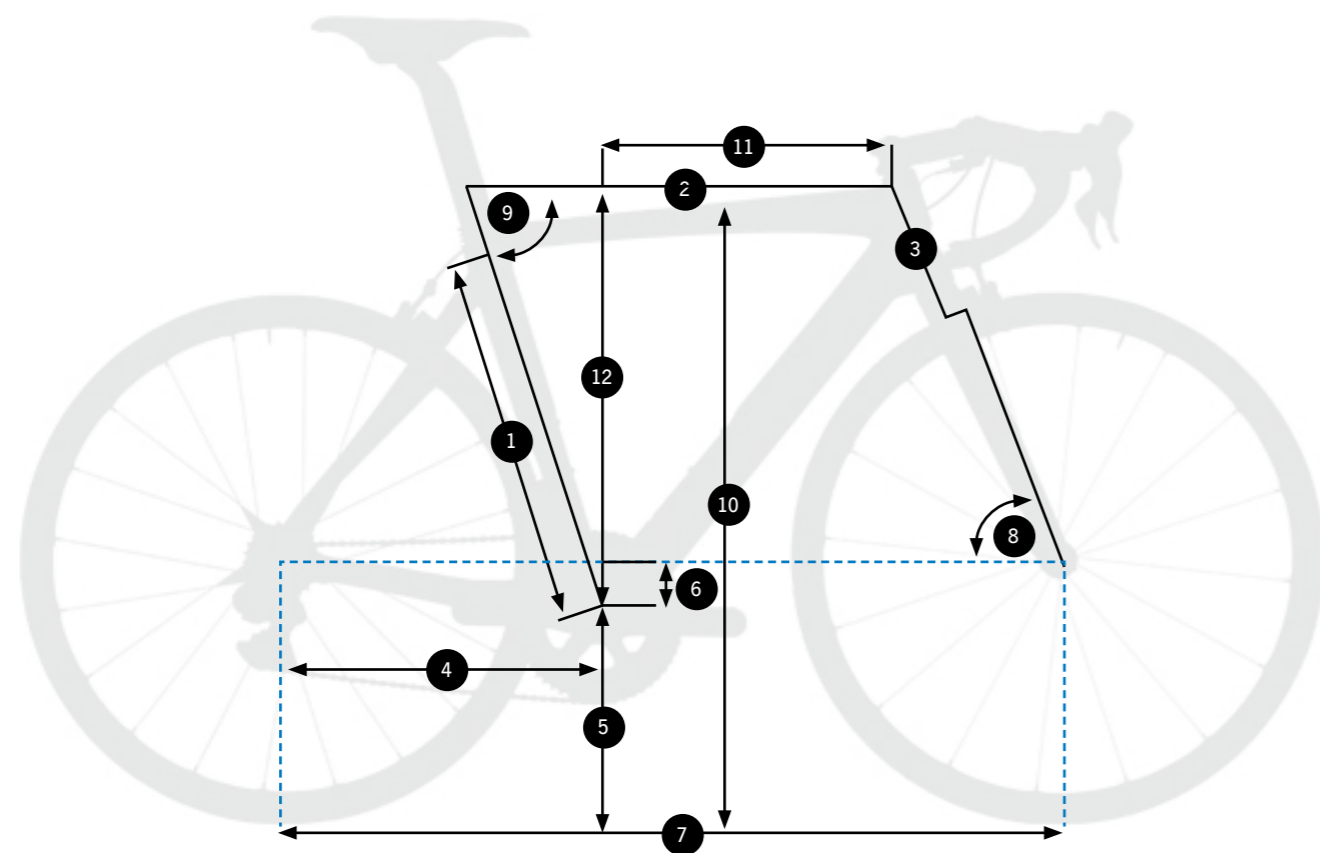
# SIZE

# GEOMETRY

SIZE (mm)	48	51	53	55	57	60
Crank	170	170	172,5	172,5	172,5	175
Stem	90	100	110	110	120	130
Handlebar	40	40	42	42	44	44

HEIGHT (cm)	SIZES
160-165	48
165-170	51
170-175	53
175-180	53-55
180-185	55-57
185-190	57
>190	60

SIZES (mm)	48	51	53	55	57	60
1. Seat tube	430mm	460mm	480mm	500mm	520mm	550mm
2. Top tube (eff)	520mm	535mm	545mm	555mm	570mm	590mm
3. Head tube	104mm	120mm	145mm	165mm	185mm	205mm
4. Chain stay	405mm	405mm	405mm	408mm	408mm	408mm
5. Bb height	267mm (700x23c Tire)	267mm (700x23c Tire)	267mm (700x23c Tire)	267mm (700x23c Tire)	267mm (700x23c Tire)	267mm (700x23c Tire)
6. Bb offset	70mm	70mm	70mm	70mm	70mm	70mm
7. Wheelbase	970mm	970mm	980mm	988mm	998mm	1013mm
8. Head angle	71.5°	72.1°	72.1°	73.5°	73.2°	73.5°
9. Seat angle	74.75°	73.5°	73.5°	73.2°	73.2°	73.2°
10. Standover	743mm	766mm	788mm	807mm	827mm	846mm
11. Reach	360mm	377mm	380mm	382mm	391mm	403mm
12. Stack	500mm	530mm	552mm	572mm	590mm	621mm







# ERGONOMICS. BRONZE DAMA

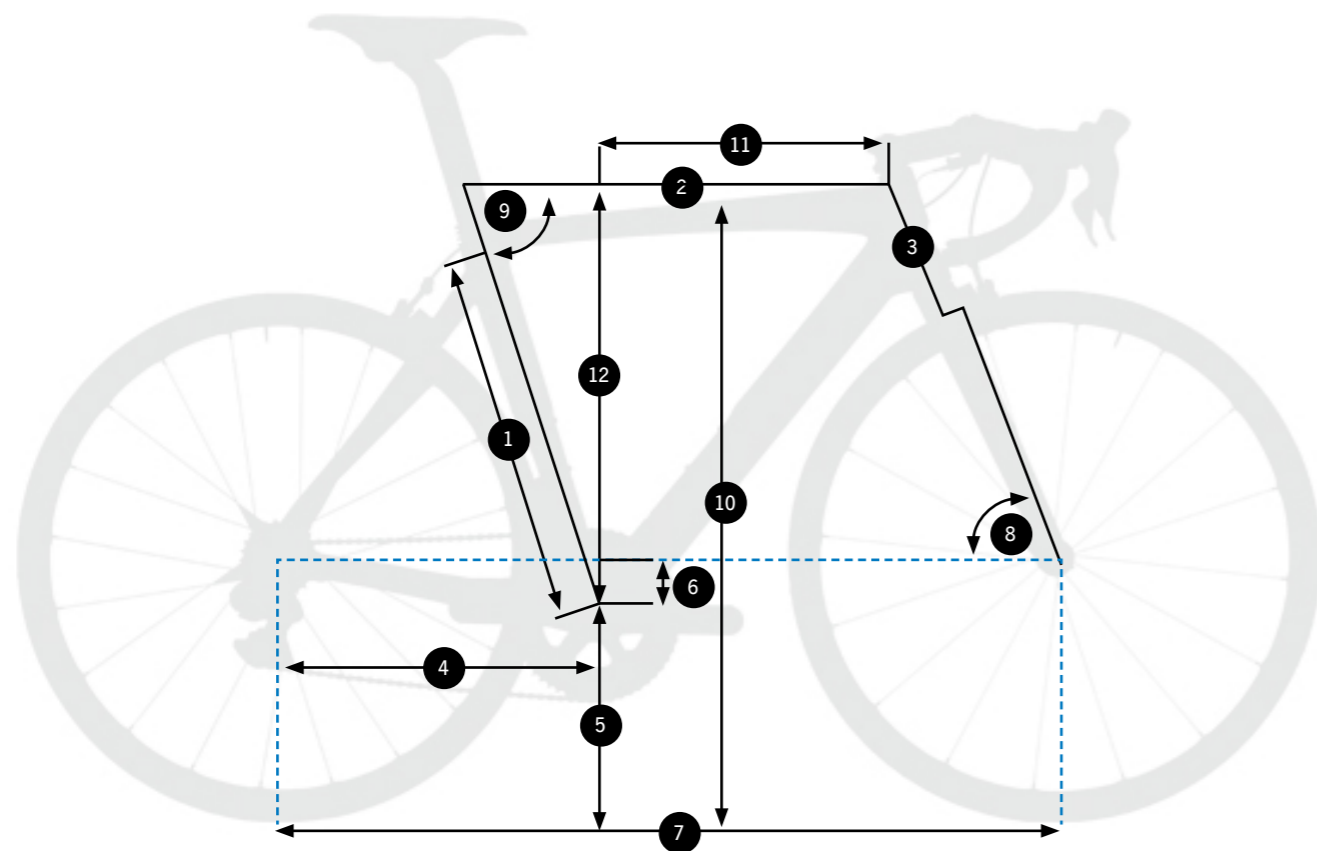
# SIZE

# GEOMETRY

SIZE (mm)	47	49	51	53
Crank	165	170	170	170
Stem	80	90	90	90
Handlebar	380	380	400	400

HEIGHT (cm)	SIZES
<160	47
160-165	49
165-170	51
>170	53

SIZES (mm)	47	49	51	53
1. Seat Tube	380mm	430mm	450mm	460mm
2. Top Tube (Eff)	504mm	510mm	520mm	525mm
3. Head Tube	104mm	110mm	129mm	140mm
4. Chain Stay	405mm	405mm	405mm	408mm
5. Bb Height	267mm	267mm	267mm	267mm
6. Bb Offset	70mm	70mm	70mm	70mm
7. Wheelbase	970mm	970mm	970mm	970mm
8. Head Angle	70.0°	70.1°	71.4°	72.0°
9. Seat Angle	75.0°	74.5°	74.5°	74.5°
10. Standover	714mm	742mm	754mm	776mm
11. Reach	365mm	365mm	370mm	373mm
12. Stack	505mm	510mm	533mm	546mm







Frame	ORBEA ORCA OMP
Fork	ORBEA ORCA OMP
Crankset	SHIMANO DURA ACE 34X50
Headset	INTEGRATED CARBON 1" 1/2
Handlebar	FSA K-FORCE COMPACT
Stem	FSA K-FORCE LIGHT
Shifters	SHIMANO DURA ACE DI2 SHIFTER THUMB DI2
Brakes	SHIMANO DURA ACE
Rear derailleur	SHIMANO DURA ACE DI2
Front derailleur	SHIMANO DURA ACE DI2
Chain	SHIMANO DURA ACE
Wheels	SHIMANO DURA ACE CARBON ZIPP 404 CC FIRECREST MAVIC KSYRIUM ELITE WTS MAVIC KSYRIUM SLR WTS
Rear cogs	SHIMANO DURA ACE 11-28 11S
Tyres	VITTORIA DIAMANTE PRO 700X22
Pedals	NO
Seat post	ORBEA ORCA ORCA ZERO OFFSET
Saddle	SELLE ITALIA SL FLOW

COLORS

- EUSKALTEL\*  
P1
- BLACK\*  
P6
- WHITE-BLUE  
P2
- WHITE-RED  
P3
- CARBON-RED  
P5
- CARBON-PINK  
P4

SIZES

47, 49, 51, 53, 55, 57, 60.

\* Get this exclusive color when you buy an Orca Race frame. + Saddle SLR Monolink + Seat Post Orca Monolink

CODE

CODE: B114



Orca

ORCA M-TEAM



## TECHNICAL FEATURES

ORBEA

Frame	ORBEA ORCA OMP
Fork	ORBEA ORCA OMP
Crankset	SHIMANO DURA ACE 34X50
Headset	INTEGRATED CARBON 1" 1/2
Handlebar	FSA K-FORCE COMPACT
Stem	FSA K-FORCE LIGHT
Shifters	SHIMANO DURA ACE
Brakes	SHIMANO DURA ACE
Rear derailleur	SHIMANO DURA ACE
Front derailleur	SHIMANO DURA ACE
Chain	SHIMANO DURA ACE
Wheels	MAVIC KSYRIUM SLR WTS ZIPP 404 CC FIRECREST MAVIC KSYRIUM ELITE WTS SHIMANO WH-9000 C-24
Rear cogs	SHIMANO DURA ACE 11-28 11S
Tyres	AKSION
Pedals	NO
Seat post	ORBEA ORCA ORCA ZERO OFFSET
Saddle	SELLE ITALIA SL FLOW

## COLORS

 EUSKALTEL* P1	 WHITE-BLUE P2	 WHITE-RED P3	 CARBON-RED P5	 CARBON-PINK P4
 BLACK* P6				

## SIZES

47, 49, 51, 53, 55, 57, 60.

\* Get this exclusive color when you buy an Orca Race frame. + Saddle SLR Monolink + Seat Post Orca Monolink

## CODE

CODE: B113





Frame	ORBEA ORCA OMP
Fork	ORBEA ORCA OMP
Crankset	CAMPAGNOLO S RECORD 34X50 CT
Headset	INTEGRATED CARBON 1" 1/2
Handlebar	FSA K-FORCE COMPACT
Stem	FSA K-FORCE LIGHT
Shifters	CAMPAGNOLO S RECORD EPS
Brakes	CAMPAGNOLO S RECORD
Rear derailleur	CAMPAGNOLO S RECORD EPS
Front derailleur	CAMPAGNOLO S RECORD EPS
Chain	CAMPAGNOLO S RECORD
Wheels	MAVIC KSYRIUM SLR WTS ZIPP 404 CC FIRECREST MAVIC KSYRIUM ELITE WTS CAMPAGNOLO BORA
Rear cogs	CAMPAGNOLO S RECORD 11-27 11S
Tyres	AKSION
Pedals	NO
Seat post	ORBEA ORCA ORCA ZERO OFFSET
Saddle	SELLE ITALIA SL FLOW

## COLORS

 EUSKALTEL* P1	 WHITE-BLUE P2	 WHITE-RED P3	 CARBON-RED P5	 CARBON-PINK P4
 BLACK* P6				

## SIZES

47, 49, 51, 53, 55, 57, 60.

\* Get this exclusive color when you buy an Orca Race frame. + Saddle SLR Monolink + Seat Post Orca Monolink

## CODE

CODE: B112





## TECHNICAL FEATURES

ORBEA

Frame	ORBEA ORCA OMP
Fork	ORBEA ORCA OMP
Crankset	SRAM RED GXP 34X50
Headset	INTEGRATED CARBON 1" 1/2
Handlebar	FSA K-FORCE COMPACT
Stem	FSA K-FORCE LIGHT
Shifters	SRAM RED
Brakes	SRAM RED
Rear derailleur	SRAM RED
Front derailleur	SRAM RED
Chain	SRAM PC 1190
Wheels	MAVIC KSYRIUM SLR WTS ZIPP 404 CC FIRECREST MAVIC KSYRIUM ELITE WTS SHIMANO WH-9000 C-24
Rear cogs	SRAM XG1190 11-28 11S
Tyres	AKSION
Pedals	NO
Seat post	ORBEA ORCA ORCA ZERO OFFSET
Saddle	SELLE ITALIA SL FLOW

## COLORS

 EUSKALTEL* P1	 WHITE-BLUE P2	 WHITE-RED P3	 CARBON-RED P5	 CARBON-PINK P4
 BLACK* P6				

## SIZES

47, 49, 51, 53, 55, 57, 60.

\* Get this exclusive color when you buy an Orca Race frame. + Saddle SLR Monolink + Seat Post Orca Monolink

## CODE

CODE: B111





## TECHNICAL FEATURES

ORBEA

Frame	ORBEA ORCA OMP
Fork	ORBEA ORCA OMP
Crankset	SHIMANO ULTEGRA 34X50
Headset	INTEGRATED CARBON 1" 1/2
Handlebar	FSA WING COMPACT FSA K-FORCE CT
Stem	FSA TEAM ISSUE ALU FSA K-FORCE LIGHT
Shifters	SHIMANO ULTEGRA DI2
Brakes	SHIMANO ULTEGRA
Rear derailleur	SHIMANO ULTEGRA DI2
Front derailleur	SHIMANO ULTEGRA DI2
Chain	SHIMANO ULTEGRA
Wheels	MAVIC KSYRIUM EQUIPE WTS ZIPP 404 CC FIRECREST MAVIC KSYRIUM ELITE WTS
Rear cogs	SHIMANO ULTEGRA 11-28 11S
Tyres	AKSION
Pedals	NO
Seat post	ORBEA ORCA ORCA ZERO OFFSET
Saddle	SELLE ITALIA SL FLOW

## COLORS

 EUSKALTEL* P1	 WHITE-BLUE P2	 WHITE-RED P3	 CARBON-RED P5	 CARBON-PINK P4
 BLACK* P6				

## SIZES

47, 49, 51, 53, 55, 57, 60.

\* Get this exclusive color when you buy an Orca Race frame. + Saddle SLR Monolink + Seat Post Orca Monolink

## CODE

CODE: B110





## TECHNICAL FEATURES

ORBEA

Frame	ORBEA ORCA OMP
Fork	ORBEA ORCA OMP
Crankset	SHIMANO ULTEGRA 34X50
Headset	INTEGRATED CARBON 1" 1/2
Handlebar	FSA WING COMPACT FSA K-FORCE CT
Stem	FSA TEAM ISSUE ALU FSA K-FORCE LIGHT
Shifters	SHIMANO ULTEGRA
Brakes	SHIMANO ULTEGRA
Rear derailleur	SHIMANO ULTEGRA
Front derailleur	SHIMANO ULTEGRA
Chain	SHIMANO ULTEGRA
Wheels	MAVIC AKSIUM S WTS MAVIC KSYRIUM EQUIPE WTS ZIPP 404 CC FIRECREST MAVIC KSYRIUM ELITE WTS
Tyres	AKSION
Rear cogs	SHIMANO ULTEGRA 11-28 11S
Pedals	NO
Seat post	ORBEA ORCA ORCA ZERO OFFSET
Saddle	SELLE ITALIA SL FLOW

## COLORS

 EUSKALTEL* P1	 WHITE-BLUE P2	 WHITE-RED P3	 CARBON-RED P5	 CARBON-PINK P4
 BLACK* P6				

## SIZES

47, 49, 51, 53, 55, 57, 60.

\* Get this exclusive color when you buy an Orca Race frame. + Saddle SLR Monolink + Seat Post Orca Monolink

## CODE

CODE: B109





Frame	ORBEA ORCA OMP
Fork	ORBEA ORCA OMP
Crankset	SHIMANO 105 34X50
Headset	INTEGRATED CARBON 1" 1/2
Handlebar	FSA WING COMPACT FSA K-FORCE CT
Stem	FSA TEAM ISSUE ALU FSA K-FORCE LIGHT
Shifters	SHIMANO 105
Brakes	SHIMANO 105
Rear derailleur	SHIMANO 105
Front derailleur	SHIMANO 105
Chain	KMC X10
Wheels	MAVIC AKSIUM S WTS MAVIC KSYRIUM EQUIPE WTS ZIPP 404 CC FIRECREST MAVIC KSYRIUM ELITE WTS
Tyres	AKSION
Rear cogs	SHIMANO 105 11-28 10S
Pedals	NO
Seat post	ORBEA ORCA ORCA ZERO OFFSET
Saddle	SELLE ITALIA SL FLOW

## COLORS

 EUSKALTEL* P1	 WHITE-BLUE P2	 WHITE-RED P3	 CARBON-RED P5	 CARBON-PINK P4
 BLACK* P6				

## SIZES

47, 49, 51, 53, 55, 57, 60.

\* Get this exclusive color when you buy an Orca Race frame. + Saddle SLR Monolink + Seat Post Orca Monolink

## CODE

CODE: B108





Frame	ORBEA ORCA BRONZE
Fork	ORBEA ORCA BRONZE
Crankset	SHIMANO ULTEGRA 34X50
Headset	INTEGRATED CARBON 1" 1/2
Handlebar	ORBEA ROAD FSA WING CT
Stem	ORBEA ALU FSA TEAM ISSUE ALU
Shifters	SHIMANO ULTEGRA DI2
Brakes	SHIMANO ULTEGRA
Rear derailleur	SHIMANO ULTEGRA DI2
Front derailleur	SHIMANO ULTEGRA DI2
Chain	SHIMANO ULTEGRA
Wheels	MAVIC AKSIUM WTS MAVIC KSYRIUM EQUIPE WTS
Tyres	AKSION
Rear cogs	SHIMANO ULTEGRA 11-28 11S
Pedals	NO
Seat post	ORBEA CARBON
Saddle	SELLE ITALIA SL FLOW

\*\*Model assembled with frame compatible with electronic or mechanical shifting system.

## COLORS

 CARBON-RED  
XT

 ANTHRACITE-CARBON  
XQ

## SIZES

48, 51, 53, 55, 57, 60.

## CODE

CODE: B107





## TECHNICAL FEATURES

ORBEA

Frame	ORBEA ORCA BRONZE
Fork	ORBEA ORCA BRONZE
Crankset	SHIMANO ULTEGRA 34X50
Headset	INTEGRATED CARBON 1" 1/2
Handlebar	ORBEA ROAD FSA WING CT
Stem	ORBEA ALU FSA TEAM ISSUE ALU
Shifters	SHIMANO ULTEGRA
Brakes	ORBEA
Rear derailleur	SHIMANO ULTEGRA
Front derailleur	SHIMANO ULTEGRA
Chain	SHIMANO ULTEGRA
Wheels	MAVIC AKSIUM S WTS MAVIC KSYRIUM EQUIPE WTS
Tyres	AKSION
Rear cogs	SHIMANO ULTEGRA 11-28 11S
Pedals	NO
Seat post	ORBEA CARBON
Saddle	SELLE ITALIA X1 FLOW

\*\*Model assembled with frame compatible with electronic or mechanical shifting system.

## COLORS

 CARBON-RED  
XT

 ANTHRACITE-CARBON  
XQ

## SIZES

48, 51, 53, 55, 57, 60.

## CODE

CODE: B106





## TECHNICAL FEATURES

ORBEA

Frame	ORBEA ORCA BRONZE
Fork	ORBEA ORCA BRONZE
Crankset	FSA OMEGA 34X50 BB30 FSA OMEGA BB30 30X39X50
Headset	INTEGRATED CARBON 1" 1/2
Handlebar	ORBEA ROAD FSA WING CT
Stem	ORBEA ALU FSA TEAM ISSUE ALU
Shifters	SHIMANO 105
Brakes	ORBEA
Rear derailleur	SHIMANO 105
Front derailleur	SHIMANO TIAGRA
Chain	KMC X10
Wheels	ORBEA AERO MAVIC AKSIUM WTS MAVIC KSYRIUM EQUIPE WTS
Rear cogs	SHIMANO TIAGRA 12-28 10S
Tyres	VITTORIA ZAFIRO 700X23
Pedals	NO
Seat post	ORBEA CARBON
Saddle	SELLE ITALIA X1 FLOW

\*\*Model assembled with frame compatible with mechanical shifting system.

## COLORS

 CARBON-RED  
XT

 ANTHRACITE-CARBON  
XQ

## SIZES

48, 51, 53, 55, 57, 60.

## CODE

CODE: B105





## TECHNICAL FEATURES

ORBEA

Frame	ORBEA ORCA BRONZE
Fork	ORBEA ORCA BRONZE
Crankset	SHIMANO SORA 34X50 SHIMANO SORA 30X39X50
Headset	INTEGRATED CARBON 1" 1/2
Handlebar	ORBEA ROAD FSA WING CT
Stem	ORBEA ALU FSA TEAM ISSUE ALU
Shifters	SHIMANO SORA
Brakes	ORBEA
Rear derailleur	SHIMANO SORA
Front derailleur	SHIMANO SORA
Chain	SHIMANO HG53
Wheels	ORBEA AERO MAVIC AKSIUM WTS MAVIC KSYRIUM EQUIPE WTS
Rear cogs	SHIMANO SORA 12-27 9S
Tyres	VITTORIA ZAFIRO 700X23
Pedals	NO
Seat post	ORBEA CARBON
Saddle	SELLE ITALIA X1 FLOW

\*\*Model assembled with frame compatible with mechanical shifting system.

## COLORS

 CARBON-RED  
XT

 ANTHRACITE-CARBON  
XQ

## SIZES

48, 51, 53, 55, 57, 60.

## CODE

CODE: B104





## TECHNICAL FEATURES

ORBEA

Frame	ORBEA ORCA DAMA BRONZE
Fork	ORBEA ORCA BRONZE
Crankset	SHIMANO ULTEGRA 34X50
Headset	INTEGRATED CARBON 1" 1/2
Handlebar	ORBEA ROAD FSA WING CT
Stem	ORBEA ALU FSA TEAM ISSUE ALU
Shifters	SHIMANO ULTEGRA DI2
Brakes	SHIMANO ULTEGRA
Rear derailleur	SHIMANO ULTEGRA DI2
Front derailleur	SHIMANO ULTEGRA DI2
Chain	SHIMANO ULTEGRA
Wheels	MAVIC AKSIUM S WTS MAVIC KSYRIUM EQUIPE WTS
Tyres	AKSION
Rear cogs	SHIMANO ULTEGRA 11-28 11S
Pedals	NO
Seat post	ORBEA CARBON
Saddle	SELLE ITALIA SL FLOW

\*\*Model assembled with frame compatible with electronic or mechanical shifting system.

## COLORS

 CARBON-PURPLE  
XR

 WHITE-CARBON-SILVER  
XS

## SIZES

47, 49, 51, 53.

## CODE

CODE: B146





Frame	ORBEA ORCA DAMA BRONZE
Fork	ORBEA ORCA BRONZE
Crankset	SHIMANO ULTEGRA 34X50
Headset	INTEGRATED CARBON 1" 1/2
Handlebar	ORBEA ROAD FSA WING CT
Stem	ORBEA ALU FSA TEAM ISSUE ALU
Shifters	SHIMANO ULTEGRA
Brakes	ORBEA
Rear derailleur	SHIMANO ULTEGRA
Front derailleur	SHIMANO ULTEGRA
Chain	SHIMANO ULTEGRA
Wheels	MAVIC AKSIUM WTS MAVIC KSYRIUM EQUIPE WTS
Tyres	AKSION
Rear cogs	SHIMANO ULTEGRA 11-28 11S
Pedals	NO
Seat post	ORBEA CARBON
Saddle	SELLE ITALIA X1 FLOW

\*\*Model assembled with frame compatible with electronic or mechanical shifting system.

## COLORS

 CARBON-PURPLE  
XR

 WHITE-CARBON-SILVER  
XS

## SIZES

47, 49, 51, 53.

## CODE

CODE: B145





## TECHNICAL FEATURES

ORBEA

Frame	ORBEA ORCA DAMA BRONZE
Fork	ORBEA ORCA BRONZE
Crankset	FSA OMEGA 34X50 BB30 FSA OMEGA BB30 30x39x50
Headset	INTEGRATED CARBON 1" 1/2
Handlebar	ORBEA ROAD FSA WING CT
Stem	ORBEA ALU FSA TEAM ISSUE ALU
Shifters	SHIMANO 105
Brakes	ORBEA
Rear derailleur	SHIMANO 105
Front derailleur	SHIMANO TIAGRA
Chain	KMC X10
Wheels	ORBEA AERO MAVIC AKSIUM WTS MAVIC KSYRIUM EQUIPE WTS
Rear cogs	SHIMANO TIAGRA 12-28 10S
Tyres	VITTORIA ZAFIRO 700X23
Pedals	NO
Seat post	ORBEA CARBON
Saddle	SELLE ITALIA X1 FLOW

\*\*Model assembled with frame compatible with mechanical shifting system.

## COLORS

 CARBON-PURPLE  
XR

 WHITE-CARBON-SILVER  
XS

## SIZES

47, 49, 51, 53.

## CODE

CODE: B144





## TECHNICAL FEATURES

ORBEA

Frame	ORBEA ORCA DAMA BRONZE
Fork	ORBEA ORCA BRONZE
Crankset	SHIMANO SORA 34X50 SHIMANO SORA 30X39X50
Headset	INTEGRATED CARBON 1" 1/2
Handlebar	ORBEA ROAD FSA WING CT
Stem	ORBEA ALU FSA TEAM ISSUE ALU
Shifters	SHIMANO SORA
Brakes	ORBEA
Rear derailleur	SHIMANO SORA
Front derailleur	SHIMANO SORA
Chain	SHIMANO HG53
Wheels	ORBEA AERO MAVIC AKSIUM WTS MAVIC KSYRIUM EQUIPE WTS
Rear cogs	SHIMANO SORA 12-27 9S
Tyres	VITTORIA ZAFIRO 700X23
Pedals	NO
Seat post	ORBEA CARBON
Saddle	SELLE ITALIA X1 FLOW

\*\*Model assembled with frame compatible with mechanical shifting system.

## COLORS

 CARBON-PURPLE  
XR

 WHITE-CARBON-SILVER  
XS

## SIZES

47, 49, 51, 53.

## CODE

CODE: B143





# AVANT

FROM HERE... TO THERE.



# AVANT

NAME	Orbea Avant	VERSATILITY	Disc or Rim Brakes Dropout Spacing Mechanical or Electronic Shifting Discreet Fender, Rack, and Brake Mounts Tires up to 28mm
CATEGORY	Road	ORBEA VALUES	Lifetime Warranty Orbea Design
FIT	Stack and Reach Progressive sizing		
AERODYNAMICS	Disc vs. Rim Brakes		
CONSTRUCTION	Orbea Monocoque Press Fit Bottom Bracket Internal Cable Routing Tapered Headtube		

**“ From here... to there.**

*I'm looking for a cyclo sportive bike. I ride nearly 8,000km a year in 7 or 8 tours. The Dolomites, the Quebrantahuesos. . . long-distance tours that require a comfy bike, an efficient machine to improve my performance. This year I made my debut at the Pax Avant – a tough yet awesome adventure! I suffered and enjoyed it at the same time.*

**ASIER LAVADO**  
Road cycling lover



Presentation of the new Avant at the Press Camp 2013 in Utah.



# HISTORY

## THREE COWS, AND A DESTINATION.

What would you say if we suggest a course that has a history dating back nearly 650 years?

In 1375 the people of two opposing Pyrenean valleys, one Spanish and one French, made peace after years of border disputes. The local officials created an agreement through which the Gauls surrendered three cows to the Navarrese each year with a celebration in July. Political representatives and citizens of each valley come to witness and partake of the festivities that follow the ceremony. As in years past, three animals are selected and delivered. The act closes with the pronunciation of two words: Pax Avant! (So let there be peace!)

We will celebrate that concord with a cycling tour running through the two territories. The Pax Avant blends the charm of beautiful Pyrenean villages with the intensity and beauty of the Pyrenean landscapes. Everything is ready, do you feel like pedaling?

At the beginning and at the end of the adventure, we will seal the deal. We will pronounce: "Pax Avant". Join the challenge!





# USERS

## LOVERS.

Lovers and fans of road cycling, those who made 8000-15000 km per year. They like riding outdoor for long stretches. They are cyclist with high purchasing power, which demand high-end products. The Orbea Avant is the bike that ensures maximum performance and a dynamic, personalized experience for the user. That means high-end technology product to perform in the most difficult marches and bicycle races.





# FEATURES

# CONCEPT



## FROM HERE... TO THERE

This has been the undercurrent for its development - from mechanical to electronic, from rim brakes to disc, from one hub width to the next. These sorts of technical journeys are part of what this bike is about. It is also about journeys on the roads - all sorts of roads. In fact, the Avant can take tires up to 28mm. We are proud of its versatility. No matter where you choose to ride, this bike can be outfitted properly. It can be configured with fenders and racks if you choose to ride for adventure. Yet the discreet mounts are virtually hidden when the bike is prepared without them. How do you want to ride.

## TECHNOLOGIES.

### 1. FIT

#### Stack and Reach Concept

The 2014 Orbea road bikes have a re-designed geometry that allows any rider to be fit easily and properly on the bike. We based our frame sizing on the concept of stack and reach, developed by Dan Empfield, a pioneer in understanding the height and length of bicycle frames. Stack and reach are important measurements because they define the spatial relationships of two important touch points between your body and the bike – pedals and handlebars. Stack is the vertical distance from the center of the bottom bracket to the top of the headtube at center.

An understanding of stack and reach can explain why many small bikes don't fit well. There are instances in our market when the smallest sizes do not offer shorter reach measurements and do not bring the head tube (therefore the handlebars) any closer to the rider than the next bigger size. In actuality, the way the bike fits is quite similar to the next bigger size save for a typically shorter stack on the smaller size. How does the manufacturer advertise a full size range then, based on top tube lengths? Changes in seat angle have historically been the answer. For a given reach, a steeper seat tube angle will result in a shorter top tube length. This old way of looking at sizing based on the top tube measurement can ultimately be deceiving. Reach, on the other hand, is a measure-

ment that is unaffected by angular differences in seat tube geometry..

What we're suggesting is an evolution in bike geometry. It's a different way to look at how to design and build bike frames that allows the Avant sizing to follow a more linear size progression. Like the Orca, we're building the Avant in seven sizes. The goal was to have a bike that can fit riders of any stature. Our unique stack and reach based geometry means easier size selection and ensures an actual progression in sizing and fit, from the smallest size to the largest.

Our new road range will span two distinct geometry patterns that allow us to offer different fit styles. These differences address the needs and wants of all cyclists, man or woman, large or small. At Orbea, we know that everyone is different, with different bodily proportions, ranges of



flexibility, and intended riding preferences and styles. We are all cyclists, yet we are all individuals. This is why we're building road bikes with options - to get you fit first and riding comfortably in the end.

Of the two geometries, the closer reach / higher stack of the Avant yields a longer head tube and a higher hand position, with the handlebars a bit closer towards the saddle. The Avant offers a just-right blend of comfort and performance for many cyclists. It is a perfect bike for riders with limited flexibility or for those who desire the ability to have a more upright body position for supreme comfort over long distances.

#### Linear Size Progression

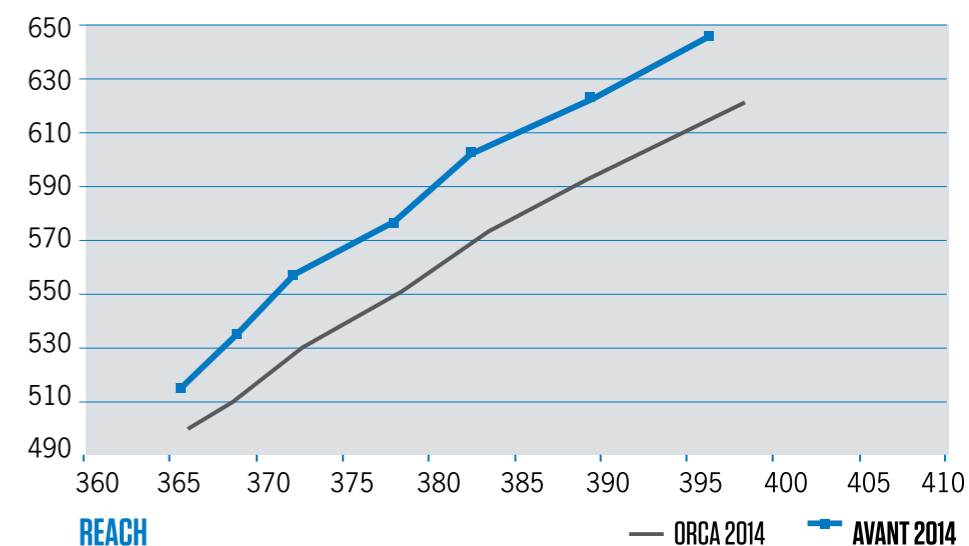
We've developed seven sizes for the new Orbea Avant. The frames are available in 47, 49, 51, 53, 55, 57, and 60cm sizes. This large range of sizes ensures that anyone can ride an Avant, no matter how large or small.

After analyzing our historical fit data, we concluded that we could greatly improve the fit options for our smallest riders. We are now offering new 47 and 49cm sizes. And since the Avant follows a more linear size progression, with regards to stack and reach, the 47cm bike indeed offers the smallest fit, with each subsequent size getting larger in a logical and predictable fashion.

To make these new bikes a reality, we've built two distinct forks for the Avant. The three smallest frame sizes use a specific

fork, with a 53mm rake. The larger sizes use a fork with a 43mm rake. This difference is necessary, along with a tuned head angle through the size range, to maintain correct steering and front triangle geometry that takes into account the dynamic interaction between rider and bicycle. We prioritize handling, comfort, and control. The end goal is a confidence inspiring user experience on the Avant. The two distinct forks allow that same experience, with a well-balanced riding sensation, across the size range. No matter the size, the new Orbea Avant offers quick handling and agility with predictable, high-speed stability.

#### STACK






*“Monocoque isn't the easiest way to build bike frames, nor is it the least expensive. However we choose to use this process because it offers us the ability to produce the best bikes on the market.”*



## 2. AERODYNAMICS

### Disc vs. Caliper Brakes

We tested the Avant in the wind tunnel, and we found that the aerodynamic differences between disc and rim brakes are negligible. At narrow yaw angles, our tests showed the disc brake equipped bikes to be faster. As the yaw angle increases out past 10° or so, the rim brake bikes gain the advantage. In the end, the choice is yours to make based on personal preference or desired braking performance.



## 3. CONSTRUCTION

### Monocoque

Like the rest of Orbea's carbon fiber bikes, the Avant is made using a monocoque construction technique. This translates into a bike frame structure made as one seamless unit. We've been doing it this way since 2002, and our experience tells us that this is the only way to produce composite frames with the strength and durability to be worthy of our lifetime warranty.

Monocoque isn't the easiest way to build bike frames, nor is it the least expensive. However we choose to use this process because it offers us the ability to produce the best bikes on the market, and we won't compromise our standards to save a little money on manufacturing costs.

Part of the complexity of monocoque is the requirement of a dedicated mold set for each size frame. However, we can guarantee consistency and accuracy with the molding process, and monocoque allows us the freedom to create complex and beautiful tube shapes. This method of building the frame as one structural unit also allows the placement of continuous fibers that run through tube intersections in the frameset. The long fibers transmit forces throughout the tubes to reduce the chance for frame failure at critical, high stress areas.

Each frame size bears a specific design, optimizing the performance of the frame structure according to the size and body mass of the intended rider. The result is seven individually designed frames - 100% exclusive and perfectly balanced. We achieve this by creating frame structures with optimized tube diameters and wall thicknesses, each variable being specific to a particular frame size.

This is a quality standard that we guarantee on our products, and which is far above the average standard required. The result of this painstaking attention to size-specific design is that the new Orbea Avant will provide similar ride quality and performance characteristics across the size range.

### Press Fit Bottom Bracket

We have chosen the Press Fit bottom bracket system for our newest high-end road bicycles. The reasoning is simple - Press Fit provides a new standard for stiffness and light weight. While saving a few grams is always nice, the greatest benefit is that the added width of the bottom bracket shell allows us to optimize the intersection of the down tubes and bottom bracket shell. This increases pedaling stiffness and, ultimately, allows for a more efficient transfer of your energy to the rear wheel.

There are other benefits with the Press Fit system. All three major component manufacturers support this standard and make compatible cranksets and bottom brackets. The nylon shell surrounding the bearing system on the bottom bracket makes the manufacturing tolerance more forgiving. The result is simpler installation, less maintenance, and less chance for creaky parts.



### EC/DC – Internal Cable Routing

The internal cable routing of the new Orbea Avant is designed to provide efficient and direct pathways to the rear brake and derailleurs. This enclosed system will protect performance and reduce maintenance by shielding the cables from the grit and grime from the road. The completely internal system also offers a small aerodynamic advantage to go along with a cleaner look.

Perhaps the most unique aspect of our internal routing system is that we've designed it to be compatible for both electronic and mechanical (EC/DC) shifting systems. Now, you can use whichever system you prefer, and the Avant will allow simple and easy installation.



### Tapered Headtube

Like our Orca road bikes, the Avant is designed with performance in mind. And to offer the best steering precision and control, we build the Avant with a tapered headtube. This allows us to increase the diameter of the lower bearing, and likewise the steerer tube diameter. The result is a stiffer, stronger fork with no appreciable weight gain. This is an integral part of what gives the Avant its confidence inspiring stability at speed through corners, even across lumpy pavement.

### Disc or Rim Brakes

The Avant is unique in that it is fully compatible with traditional rim brakes as well as disc brakes. The advantage for the user is the choice. Products will be offered with both options, and the ability to make a swap from one brake style to the other is easy and simple. The frame is designed so that mounting hardware for the disc brakes is removable, leaving nothing but discreet, threaded bosses, with nothing to detract from the visual aesthetic of the bike.

### Dropout spacing

With disc brakes in mind, we've designed the Avant to be compatible with 135mm and 130mm hub widths. The reason for this is simple - as the road disc standard develops, we wanted the bike to be compatible with any wheelset you might choose. The conversion is a simple affair and consists of removable dropout chips to effect the change in width.



### EC/DC

The choice between mechanical and electronic shifting has become more blurred as electronic options come down in cost. The Avant is built with both in mind. The internal routing system is compatible with traditional cables or the more modern, electronic wiring systems. The Avant is available as a Di2 complete bike, and this product also includes a hidden, seatpost-mounted battery.

### Discreet Fender, Rack, and Brake Mounts

The Avant is a bike that can “take you from here to there.” This is the undercurrent for its development. From mechanical to electronic, from rim to disc, from one wheel to the next, these sorts of technical journeys are part of what this bike is about. It’s also about journeys on the roads - all sorts of roads. We are proud of the versatility of the Avant, in that no matter where you choose to ride, this bike can be outfitted properly. It can be outfitted with fenders and racks if you choose, but the hidden mounting bosses won’t attract attention at the road race on Sunday if you choose not.



### Tires up to 28mm

Towards that adventurous spirit of the Avant, it is quite capable of accepting a 28mm tire - front and back. We've worked with this goal in mind, as the popularity of gravel road riding and racing has blossomed. The advantage with the larger tires is, of course, reduced chance for punctures. But the larger tires also significantly increase comfort for long days in the saddle. Both the rim brake and disc brake options are compatible with 28mm tires.





**AVANT**



# AVANT

## ERGONOMICS

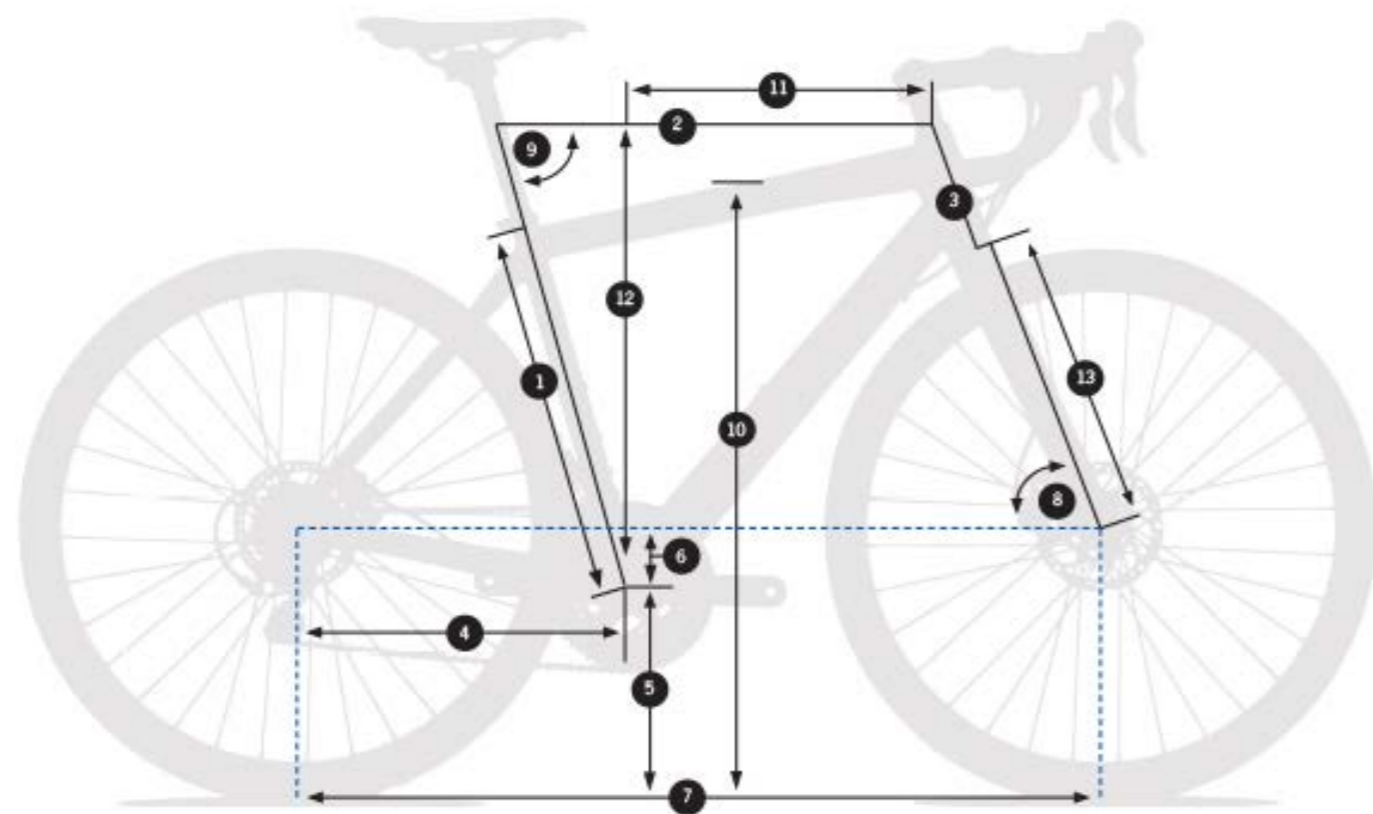
SIZE (mm)	47	49	51	53	55	57	60
Crank	170	170	170	172	172	175	175
Stem	90	90	100	110	110	120	130*
Handlebar	400	400	400	420	420	440	440

## SIZE

HEIGHT (cm)	SIZES
< 160	47
160-165	49
165-170	51
170-175	53
175-180	53-55
180-185	55-57
185-190	57
>190	60

## GEOMETRY

TALLAS (mm)	47	49	51	53	55	57	60
1. Seat tube	410mm	420mm	470mm	490mm	510mm	530mm	560mm
2. Top tube	516mm	526mm	535mm	549mm	563mm	579mm	594mm
3. Head tube	113mm	129mm	147mm	165mm	188mm	205mm	226mm
4. Chain stay	414mm				418mm		
5. BB height					270mm		
6. BB offset					72.5mm		
7. Wheel base	978mm	980mm	985mm	994mm	1005mm	1014mm	1024mm
8. Head angle	71.2°	71.4°	71.8°	72°	72.5°	73°	73.5°
9. Seat angle	73.5°				73.2°	73°	
10. Standover height	714mm	729mm	763mm	781mm	796mm	813mm	838mm
11. Reach	363mm	367mm	371mm	378mm	383mm	392mm	400mm
12. Stack	517mm	536mm	555mm	573mm	596mm	615mm	636mm
13. Fork length	375mm						







Frame	ORBEA AVANT OMP
Fork	ORBEA AVANT OMP
Crankset	SRAM RED GXP 34x50
Headset	INTEGRATED CARBON 1" 1/2
Handlebar	FSA K-FORCE COMPACT
Stem	FSA K-FORCE LIGHT
Shifters	SRAM RED DISC
Brakes	SRAM RED DISC
Rear derailleur	SRAM RED
Front derailleur	SRAM RED
Chain	SRAM PC 1190
Wheels	ZIPP 303 CC FIRECREST DISC
Rear cogs	SRAM XG1190 11-28 11S
Tyres	VITTORIA DIAMANTE PRO 700x25
Pedals	NO
Seat post	FSA SLK D12
Saddle	SELLE ITALIA NEKKAR FLOW

## COLORS

 CARBON-BLUE  
B1

 CARBON-RED  
B2

 CARBON-PINK  
B3

## SIZES

47, 49, 51, 53, 55, 57, 60.

## CODE

CODE: B147





Frame	ORBEA AVANT OMP
Fork	ORBEA AVANT OMP
Crankset	SHIMANO ULTEGRA 34X50
Headset	INTEGRATED CARBON 1" 1/2
Handlebar	FSA WING COMPACT FSA K-FORCE CT
Stem	FSA TEAM ISSUE ALU FSA K-FORCE LIGHT
Shifters	SHIMANO BR-R785 DISC
Brakes	SHIMANO ULTEGRA Di2
Rear derailleur	SHIMANO ULTEGRA Di2
Front derailleur	SHIMANO ULTEGRA Di2
Chain	SHIMANO ULTEGRA
Wheels	SHIMANO WH-RX31
Rear cogs	SHIMANO ULTEGRA 11-28 11S
Tyres	VITTORIA DIAMANTE PRO 700X25
Pedals	NO
Seat post	FSA SLK Di2
Saddle	SELLE ITALIA NEKKAR FLOW

## COLORS

 CARBON-BLUE  
B1

 CARBON-RED  
B2

 CARBON-PINK  
B3

## SIZES

47, 49, 51, 53, 55, 57, 60.

## CODE

CODE: B122





Frame	ORBEA AVANT OMP
Fork	ORBEA AVANT OMP
Crankset	SHIMANO ULTEGRA 34X50
Headset	INTEGRATED CARBON 1" 1/2
Handlebar	FSA WING COMPACT FSA K-FORCE CT
Stem	FSA TEAM ISSUE ALU FSA K-FORCE LIGHT
Shifters	SHIMANO ULTEGRA DI2
Brakes	SHIMANO 105
Rear derailleur	SHIMANO ULTEGRA DI2
Front derailleur	SHIMANO ULTEGRA DI2
Chain	SHIMANO ULTEGRA
Wheels	MAVIC AKSIUM S WTS
Tyres	AKSION
Rear cogs	SHIMANO ULTEGRA 11-28 11S
Pedals	NO
Seat post	FSA SLK DI2
Saddle	SELLE ITALIA NEKKAR FLOW

## COLORS

 CARBON-BLUE  
B1

 CARBON-RED  
B2

 CARBON-PINK  
B3

## SIZES

47, 49, 51, 53, 55, 57, 60.

## CODE

CODE: B121






Frame	ORBEA AVANT OMP
Fork	ORBEA AVANT OMP
Crankset	SHIMANO ULTEGRA 34X50
Headset	INTEGRATED CARBON 1" 1/2
Handlebar	ORBEA ROAD FSA WING CT
Stem	ORBEA ALU FSA TEAM ISSUE ALU
Shifters	SHIMANO ULTEGRA
Brakes	SHIMANO BR-CX77 DISC
Rear derailleur	SHIMANO ULTEGRA
Front derailleur	SHIMANO ULTEGRA
Chain	SHIMANO ULTEGRA
Wheels	AIRLINE DW13 SHIMANO WH-RX31
Rear cogs	SHIMANO ULTEGRA 11-28 11S
Tyres	VITTORIA ZAFIRO 700X25
Pedals	NO
Seat post	ORBEA CARBON
Saddle	SELLE ITALIA NEKKAR FLOW

## COLORS

 CARBON-BLUE  
B1

 CARBON-RED  
B2

 CARBON-PINK  
B3

## SIZES

47, 49, 51, 53, 55, 57, 60.

## CODE

CODE: B120





Frame	ORBEA AVANT OMP
Fork	ORBEA AVANT OMP
Crankset	SHIMANO ULTEGRA 34X50
Headset	INTEGRATED CARBON 1" 1/2 FSA WING CT
Handlebar	ORBEA ROAD
Stem	ORBEA ALU FSA TEAM ISSUE ALU
Shifters	SHIMANO ULTEGRA
Brakes	ORBEA
Rear derailleur	SHIMANO ULTEGRA
Front derailleur	SHIMANO ULTEGRA
Chain	SHIMANO ULTEGRA
Wheels	MAVIC AKSIUM S WTS MAVIC KSYRIUM EQUIPE WTS
Tyres	AKSION
Rear cogs	SHIMANO ULTEGRA 11-28 11S
Pedals	NO
Seat post	ORBEA CARBON
Saddle	SELLE ITALIA NEKKAR FLOW

## COLORS

 CARBON-BLUE  
B1

 CARBON-RED  
B2

 CARBON-PINK  
B3

## SIZES

47, 49, 51, 53, 55, 57, 60.

## CODE

CODE: B119






Frame	ORBEA AVANT OMP
Fork	ORBEA AVANT OMP
Crankset	FSA OMEGA 34X50 FSA OMEGA PRESS FIT 30X39X50
Headset	INTEGRATED CARBON 1" 1/2
Handlebar	ORBEA ROAD FSA WING CT
Stem	ORBEA ALU FSA TEAM ISSUE ALU
Shifters	SHIMANO 105
Brakes	SHIMANO BR-517 DISC
Rear derailleur	SHIMANO 105
Front derailleur	SHIMANO TIAGRA
Chain	KMC X10
Wheels	AIRLINE DW13 SHIMANO WH-RX31
Rear cogs	SHIMANO TIAGRA 12-28 10S
Tyres	VITTORIA ZAFIRO 700X25
Pedals	NO
Seat post	ORBEA CARBON
Saddle	SELLE ITALIA NEKKAR FLOW

## COLORS

 CARBON-BLUE  
B1

 CARBON-RED  
B2

 CARBON-PINK  
B3

## SIZES

47, 49, 51, 53, 55, 57, 60.

## CODE

CODE: B118





Frame	ORBEA AVANT OMP
Fork	ORBEA AVANT OMP
Crankset	FSA OMEGA 34X50 FSA OMEGA PRESS FIT 30X39X50
Headset	INTEGRATED CARBON 1" 1/2
Handlebar	ORBEA ROAD FSA WING CT
Stem	ORBEA ALU FSA TEAM ISSUE ALU
Shifters	SHIMANO 105
Brakes	ORBEA
Rear derailleur	SHIMANO 105
Front derailleur	SHIMANO TIAGRA
Chain	KMC X10
Wheels	MAVIC AKSIUM S WTS MAVIC KSYRIUM EQUIPE WTS
Tyres	AKSION
Rear cogs	SHIMANO TIAGRA 12-28 10S
Pedals	NO
Seat post	ORBEA CARBON
Saddle	SELLE ITALIA NEKKAR FLOW

## COLORS

 CARBON-BLUE  
B1

 CARBON-RED  
B2

 CARBON-PINK  
B3

## SIZES

47, 49, 51, 53, 55, 57, 60.

## CODE

CODE: B117





Frame	ORBEA AVANT OMP
Fork	ORBEA AVANT OMP
Crankset	FSA OMEGA 30X39X50
Headset	INTEGRATED CARBON 1" 1/2
Handlebar	ORBEA FLAT ALU
Stem	ORBEA ADJUSTABLE
Shifters	SHIMANO R780
Brakes	ORBEA
Rear derailleur	SHIMANO 105
Front derailleur	SHIMANO TIAGRA
Chain	KMC X10
Wheels	MAVIC AKSIUM S WTS MAVIC KSYRIUM EQUIPE WTS
Tyres	AKSION
Rear cogs	SHIMANO TIAGRA 12-28 10S
Pedals	NO
Seat post	ORBEA CARBON
Saddle	SELLE ITALIA NEKKAR FLOW

## COLORS

 CARBON-BLUE  
B1

 CARBON-RED  
B2

 CARBON-PINK  
B3

## SIZES

47, 49, 51, 53, 55, 57, 60.

## CODE

CODE: B140





Frame	ORBEA AVANT HYDRO
Fork	ORBEA AVANT OMP
Crankset	FSA OMEGA 34x50 FSA OMEGA 30x39x50
Headset	INTEGRATED CARBON 1" 1/2
Handlebar	ORBEA ROAD
Stem	ORBEA ALU
Shifters	SHIMANO 105
Brakes	SHIMANO BR-R317 DISC
Rear Derailleur	SHIMANO 105
Front Derailleur	SHIMANO TIAGRA
Chain	KMC X10
Wheels	AIRLINE DW13
Rear Cogs	SHIMANO TIAGRA 12-28 10S
Tyres	VITTORIA ZAFIRO 700x25
Pedals	LOOK KEO EASY
Seat Post	ORBEA CARBON
Saddle	SELLE ITALIA X1 FLOW

## COLORS

 BLACK-BLUE  
B4

 BLACK-RED  
B5

 BLACK-PINK  
B6

## SIZES

47, 49, 51, 53, 55, 57, 60

## CODE

CODE: B116





Frame	ORBEA AVANT HYDRO
Fork	ORBEA AVANT OMP
Crankset	SHIMANO SORA 34x50 SHIMANO SORA 30x39x50
Headset	INTEGRATED CARBON 1" 1/2
Handlebar	ORBEA ROAD
Stem	ORBEA ALU
Shifters	SHIMANO SORA
Brakes	SHIMANO BR-R317 DISC
Rear Derailleur	SHIMANO SORA
Front Derailleur	SHIMANO SORA
Chain	SHIMANO HG53
Wheels	AIRLINE DW13
Rear Cogs	SHIMANO SORA 12-27 9S
Tyres	VITTORIA ZAFIRO 700x25
Pedals	ORBEA ROAD ALU
Seat Post	ORBEA CARBON
Saddle	SELLE ITALIA X1 FLOW

## COLORS

 BLACK-BLUE  
B4

 BLACK-RED  
B5

 BLACK-PINK  
B6

## SIZES

47, 49, 51, 53, 55, 57, 60

## CODE

CODE: B115





Frame	ORBEA AVANT HYDRO
Fork	ORBEA CARBON
Crankset	FSA OMEGA 34x50 FSA OMEGA 30x39x50
Headset	SEMIINTEGRATED 1" 1/8
Handlebar	ORBEA ROAD
Stem	ORBEA ALU
Shifters	SHIMANO 105
Brakes	ORBEA
Rear Derailleur	SHIMANO 105
Front Derailleur	SHIMANO TIAGRA
Chain	KMC X10
Wheels	ORBEA AERO
Rear Cogs	SHIMANO TIAGRA 12-28 10S
Tyres	VITTORIA ZAFIRO 700x23
Pedals	LOOK KEO EASY
Seat Post	ORBEA CARBON
Saddle	SELLE ITALIA X1 FLOW

## COLORS

 BLACK-BLUE  
B4

 BLACK-RED  
B5

 BLACK-PINK  
B6

## SIZES

47, 49, 51, 53, 55, 57, 60

## CODE

CODE: B174





Frame	ORBEA AVANT HYDRO
Fork	ORBEA CARBON
Crankset	SHIMANO SORA 34x50 SHIMANO SORA 30x39x50
Headset	SEMIINTEGRATED 1" 1/8
Handlebar	ORBEA ROAD
Stem	ORBEA ALU
Shifters	SHIMANO SORA
Brakes	ORBEA
Rear Derailleur	SHIMANO SORA
Front Derailleur	SHIMANO SORA
Chain	SHIMANO HG53
Wheels	ORBEA AERO
Rear Cogs	SHIMANO SORA 12-27 9S
Tyres	VITTORIA ZAFIRO 700x23
Pedals	ORBEA ROAD ALU
Seat Post	ORBEA OC-I
Saddle	SELLE ITALIA X1 FLOW

## COLORS

 BLACK-BLUE  
B4

 BLACK-RED  
B5

 BLACK-PINK  
B6

## SIZES

47, 49, 51, 53, 55, 57, 60

## CODE

CODE: B173





Frame	ORBEA AVANT HYDRO
Fork	ORBEA CARBON
Crankset	SHIMANO CLARIS 34x50 SHIMANO CLARIS 30x39x50
Headset	SEMIINTEGRATED 1" 1/8
Handlebar	ORBEA ROAD
Stem	ORBEA ALU
Shifters	SHIMANO CLARIS
Brakes	ORBEA
Rear Derailleur	SHIMANO CLARIS
Front Derailleur	SHIMANO CLARIS
Wheels	ORBEA AERO
Rear Cogs	SHIMANO HG50 13-26 8S
Tyres	VITTORIA ZAFIRO 700x23
Pedals	ORBEA ROAD ALU
Seat Post	ORBEA OC-1
Saddle	SELLE ITALIA X1 FLOW

## COLORS

 BLACK-BLUE  
B4

 BLACK-RED  
B5

 BLACK-PINK  
B6

## SIZES

47, 49, 51, 53, 55, 57, 60

## CODE

CODE: B172





Frame	ORBEA AVANT HYDRO
Fork	ORBEA CARBON
Crankset	SHIMANO TOURNEY 30x39x50
Headset	SEMIINTEGRATED 1" 1/8
Handlebar	ORBEA ROAD
Stem	ORBEA ALU
Shifters	SHIMANO TOURNEY
Brakes	ORBEA
Rear Derailleur	SHIMANO TOURNEY
Front Derailleur	SHIMANO TOURNEY *T-49 CLARIS
Chain	KMC Z50
Wheels	ORBEA AERO
Rear Cogs	SHIMANO HG20 12-28 7S
Tyres	VITTORIA ZAFIRO 700x23
Pedals	ORBEA ROAD ALU
Seat Post	ORBEA OC-I
Saddle	SELLE ITALIA X1 FLOW

## COLORS

 BLACK-BLUE  
B4

 BLACK-RED  
B5

 BLACK-PINK  
B6

## SIZES

47, 49, 51, 53, 55, 57, 60

## CODE

CODE: B171





Frame	ORBEA AVANT HYDRO
Fork	ORBEA CARBON
Crankset	FSA OMEGA 30x39x50
Headset	SEMIINTEGRATED 1" 1/8
Handlebar	ORBEA FLAT ALU
Stem	ORBEA ADJUSTABLE
Shifters	SHIMANO TIAGRA
Brakes	ORBEA
Rear Derailleur	SHIMANO 105
Front Derailleur	SHIMANO TIAGRA
Chain	KMC X10
Wheels	ORBEA AERO
Rear Cogs	SHIMANO TIAGRA 12-28 10S
Tyres	VITTORIA ZAFIRO 700x23
Pedals	LOOK KEO EASY
Seat Post	ORBEA CARBON
Saddle	SELLE ITALIA X1 FLOW

## COLORS

 BLACK-BLUE  
B4

 BLACK-RED  
B5

 BLACK-PINK  
B6

## SIZES

47, 49, 51, 53, 55, 57, 60

## CODE

CODE: B179





Frame	ORBEA AVANT HYDRO
Fork	ORBEA CARBON
Crankset	SHIMANO SORA 30x39x50
Headset	SEMIINTEGRATED 1" 1/8
Handlebar	ORBEA FLAT ALU
Stem	ORBEA ADJUSTABLE
Shifters	SHIMANO SORA
Brake Levers	SHIMANO SORA
Brakes	ORBEA
Rear Derailleur	SHIMANO SORA
Front Derailleur	SHIMANO SORA
Chain	SHIMANO HG53
Wheels	ORBEA AERO
Rear Cogs	SHIMANO SORA 12-27 9S
Tyres	VITTORIA ZAFIRO 700x23
Pedals	ORBEA ROAD ALU
Seat Post	ORBEA OC-I
Saddle	SELLE ITALIA X1 FLOW

## COLORS

 BLACK-BLUE  
B4

 BLACK-RED  
B5

 BLACK-PINK  
B6

## SIZES

47, 49, 51, 53, 55, 57, 60

## CODE

CODE: B178





Frame	ORBEA AVANT HYDRO
Fork	ORBEA CARBON
Crankset	SHIMANO CLARIS 30x39x50
Headset	SEMIINTEGRATED 1" 1/8
Handlebar	ORBEA FLAT ALU
Stem	ORBEA ADJUSTABLE
Shifters	SHIMANO CLARIS
Brake Levers	SHIMANO CLARIS
Brakes	ORBEA
Rear Derailleur	SHIMANO CLARIS
Front Derailleur	SHIMANO CLARIS
Wheels	ORBEA AERO
Rear Cogs	SHIMANO HG50 13-26 8S
Tyres	VITTORIA ZAFIRO 700x23
Pedals	ORBEA ROAD ALU
Seat Post	ORBEA OC-1
Saddle	SELLE ITALIA X1 FLOW

## COLORS

 BLACK-BLUE  
B4

 BLACK-RED  
B5

 BLACK-PINK  
B6

## SIZES

47, 49, 51, 53, 55, 57, 60

## CODE

CODE: B176





Frame	ORBEA AVANT HYDRO
Fork	ORBEA CARBON
Crankset	SHIMANO FC-M131 28x38x48
Headset	SEMIINTEGRATED 1" 1/8
Handlebar	ORBEA FLAT ALU
Stem	ORBEA ADJUSTABLE
Shifters	SHIMANO M310
Brakes	ORBEA
Rear Derailleur	SHIMANO TOURNEY
Front Derailleur	SHIMANO CLARIS
Chain	KMC Z50
Wheels	ORBEA AERO
Rear Cogs	SHIMANO HG20 12-28 7S
Tyres	VITTORIA ZAFIRO 700x23
Pedals	ORBEA ROAD ALU
Seat Post	ORBEA OC-1
Saddle	SELLE ITALIA X1 FLOW

## COLORS

 BLACK-BLUE  
B4

 BLACK-RED  
B5

 BLACK-PINK  
B6

## SIZES

47, 49, 51, 53, 55, 57, 60

## CODE

CODE: B175





# AQUA



# AQUA

## ERGONOMICS

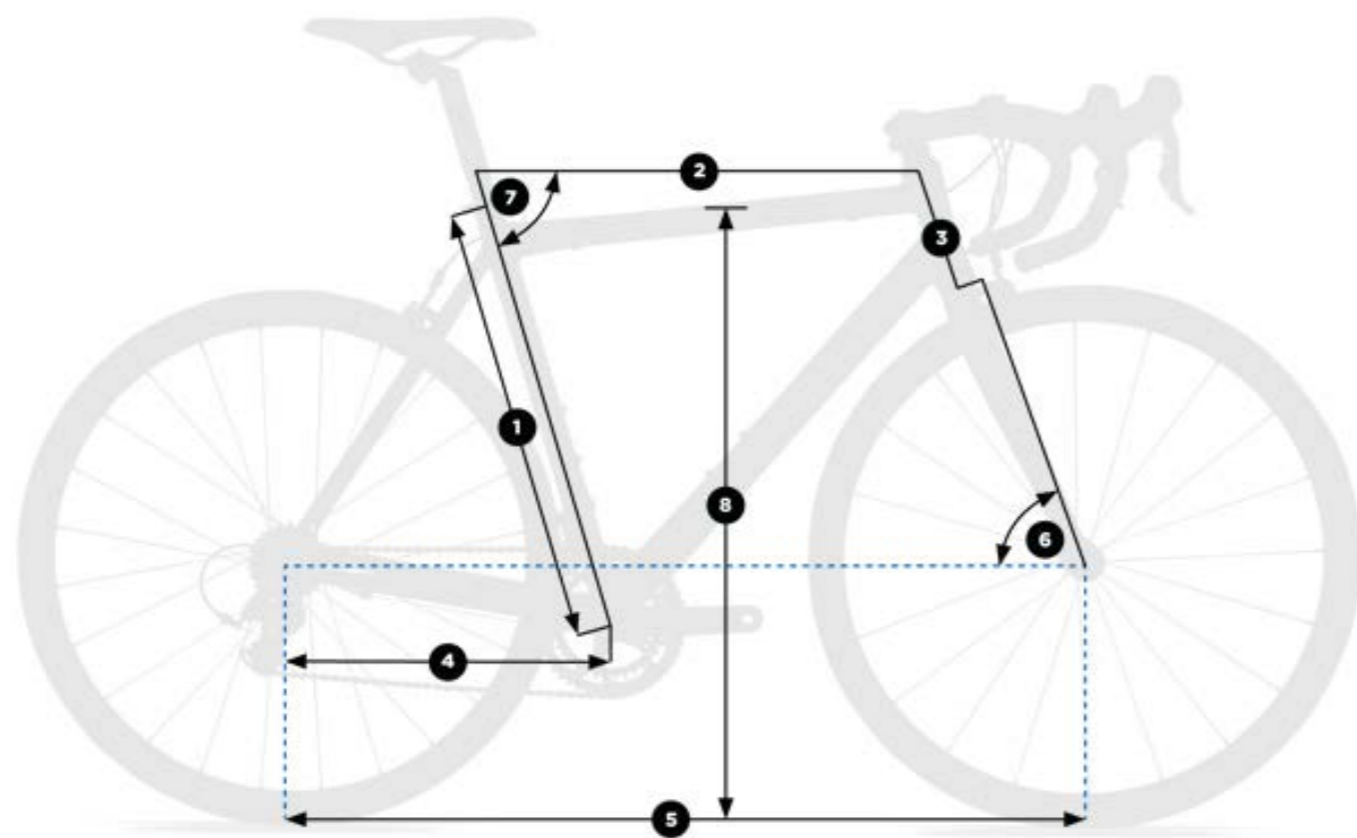
## SIZE

## GEOMETRY

SIZE (mm)	47	48	51	54	57	60
Crank	170	170	170	172,5	175	175
Stem	90	105	105	105	105	120
Handlebar	400	400	420	420	440	440

HEIGHT (cm)	SIZES
< 165	47-48
165-170	51
170-180	54
180-190	57
>190	60

SIZES (mm)	47	48	51	54	57	60
1. Seat tube	410	430	460	490	520	550
2. Top tube (eff)	504	509	535	550	570	590
3. Head tube	92	102	120	148	176	204
4. Chain stay	405	405	405	405	405	405
5. Wheelbase	966	970	970	983	998	1013
6. Head angle	70°	71.5°	72.3°	72.6°	73.2°	73.7°
7. Seat angle	75.2°	74.75°	73.5°	73.2°	73.2°	73.2°
8. Standover	716	720	750	780	810	835





# AQUA

## ERGONOMICS. DAMA

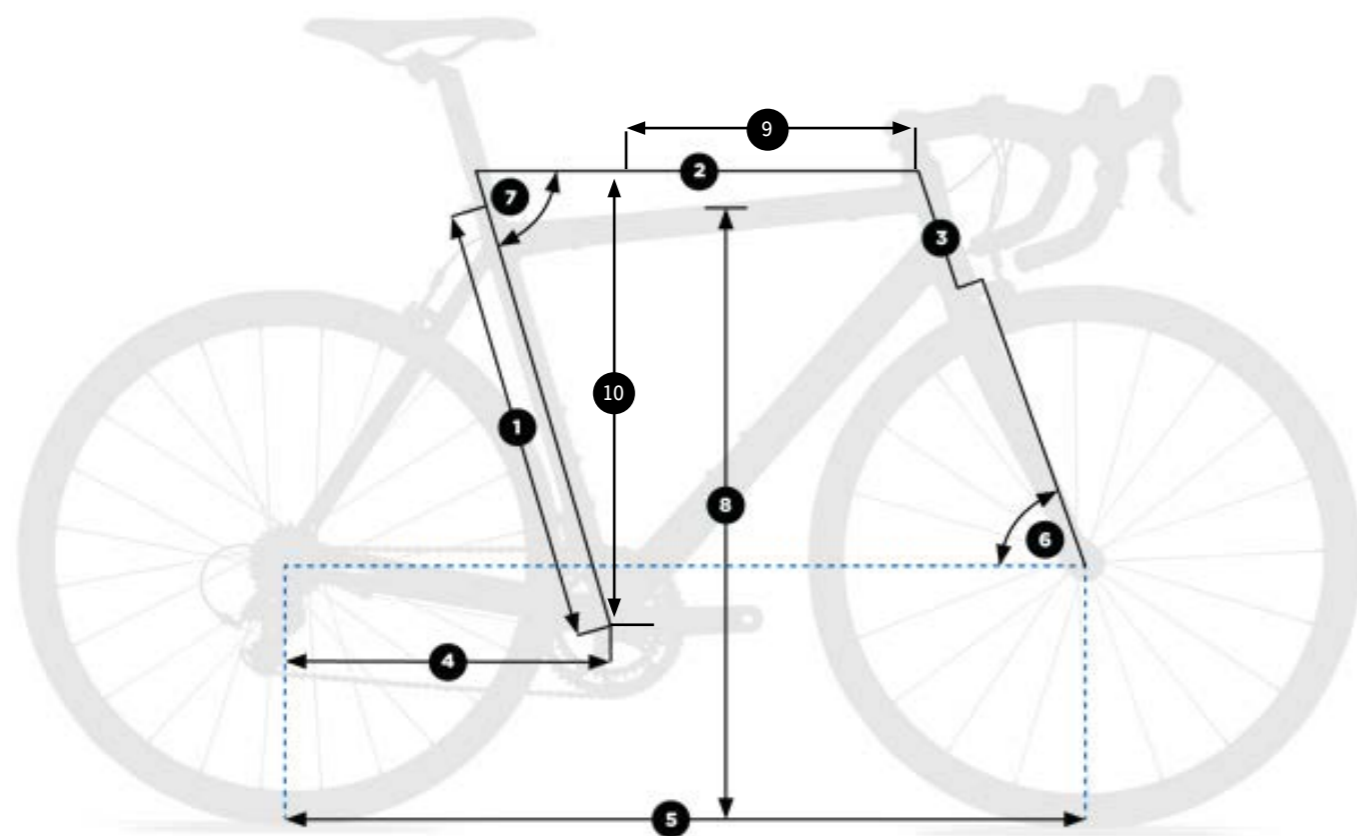
## SIZE

## GEOMETRY

SIZE (mm)	47	49	53	56
Crank	170	170	170	170
Stem	90	90	90	105
Handlebar	380	380	400	400

HEIGHT (cm)	SIZES
<165	47
165-170	49
170-175	53
>175	56

SIZES (mm)	47	49	53	56
1. Seat tube	410	430	460	490
2. Top tube (eff)	504	510	525	540
3. Head tube	92	111	145	165
4. Chain stay	405	405	405	405
5. Wheelbase	966	970	971	971
6. Head angle	70°	70.1°	72°	73.8°
7. Seat angle	75.2°	74.5°	74.5°	74.5°
8. Standover	716	742	766	793
9. Reach	365	365	370	380
10. Stack	470	512	551	577





AQUA

AQUA 10



## TECHNICAL FEATURES

ORBEA

Frame	ORBEA AQUA
Fork	ORBEA CARBON
Crankset	FSA OMEGA 34X50 FSA OMEGA 30X39X50
Headset	SEMIINTEGRATED 1" 1/8
Handlebar	ORBEA ROAD
Stem	ORBEA ALU
Shifters	SHIMANO 105
Brakes	ORBEA
Rear derailleur	SHIMANO 105
Front derailleur	SHIMANO TIAGRA
Chain	KMC X10
Wheels	ORBEA AERO
Rear cogs	SHIMANO TIAGRA 12-28 10S
Tyres	VITTORIA ZAFIRO 700X23
Pedals	LOOK KEO EASY
Seat post	ORBEA CARBON
Saddle	SELLE ITALIA X1 FLOW

## COLORS

 BLACK-BLUE  
J1

 BLACK-RED  
J2

 BLACK-ANTHRACITE  
J3

## SIZES

47, 48, 51, 54, 57, 60.

## CODE

CODE: B103



AQUA

AQUA 30



## TECHNICAL FEATURES

ORBEA

Frame	ORBEA AQUA
Fork	ORBEA CARBON
Crankset	SHIMANO SORA 34X50 SHIMANO SORA 30X39X50
Headset	SEMIINTEGRATED 1" 1/8
Handlebar	ORBEA ROAD
Stem	ORBEA ALU
Shifters	SHIMANO SORA
Brakes	ORBEA
Rear derailleur	SHIMANO SORA
Front derailleur	SHIMANO SORA
Chain	SHIMANO HG53
Wheels	ORBEA AERO
Rear cogs	SHIMANO SORA 12-27 9S
Tyres	VITTORIA ZAFIRO 700X23
Pedals	ORBEA ROAD ALU
Seat post	ORBEA ALU
Saddle	SELLE ITALIA X1 FLOW

## COLORS

 BLACK-BLUE  
J1

 BLACK-RED  
J2

 BLACK-ANTHRACITE  
J3

## SIZES

47, 48, 51, 54, 57, 60.

## CODE

CODE: B102



AQUA

AQUA 50



## TECHNICAL FEATURES

ORBEA

Frame	ORBEA AQUA
Fork	ORBEA CARBON
Crankset	SHIMANO CLARIS 34X50 SHIMANO CLARIS 30X39X50
Headset	SEMIINTEGRATED 1" 1/8
Handlebar	ORBEA ROAD
Stem	ORBEA ALU
Shifters	SHIMANO CLARIS
Brakes	ORBEA
Rear derailleur	SHIMANO CLARIS
Front derailleur	SHIMANO CLARIS
Chain	SHIMANO HG50
Wheels	ORBEA AERO
Rear cogs	SHIMANO HG50 13-26 8S
Tyres	VITTORIA ZAFIRO 700X23
Pedals	ORBEA ROAD ALU
Seat post	ORBEA ALU
Saddle	SELLE ITALIA X1 FLOW

## COLORS

 BLACK-BLUE  
J1

 BLACK-RED  
J2

 BLACK-ANTHRACITE  
J3

## SIZES

47, 48, 51, 54, 57, 60.

## CODE

CODE: B101



AQUA

AQUA 70



## TECHNICAL FEATURES

ORBEA

Frame	ORBEA AQUA
Fork	ORBEA CARBON
Crankset	SHIMANO TOURNEY 30X39X50
Headset	SEMIINTEGRATED 1" 1/8
Handlebar	ORBEA ROAD
Stem	ORBEA ALU
Shifters	SHIMANO TOURNEY
Brakes	ORBEA
Rear derailleur	SHIMANO TOURNEY
Front derailleur	SHIMANO TOURNEY
Chain	KMC Z50
Wheels	ORBEA AERO
Rear cogs	SHIMANO HG20 12-28 7S
Tyres	VITTORIA ZAFIRO 700X23
Pedals	ORBEA ROAD ALU
Seat post	ORBEA ALU
Saddle	SELLE ITALIA X1 FLOW

## COLORS

 BLACK-BLUE  
J1

 BLACK-RED  
J2

 BLACK-ANTHRACITE  
J3

## SIZES

47, 48, 51, 54, 57, 60.

## CODE

CODE: B100



AQUA

AQUA 10F



## TECHNICAL FEATURES

ORBEA

Frame	ORBEA AQUA
Fork	ORBEA CARBON
Crankset	FSA OMEGA 30X39X50
Headset	SEMIINTEGRATED 1" 1/8
Handlebar	ORBEA FLAT ALU
Stem	ORBEA ADJUSTABLE
Shifters	SHIMANO TIAGRA
Brakes	ORBEA
Rear derailleur	SHIMANO 105
Front derailleur	SHIMANO TIAGRA
Chain	KMC X10
Wheels	ORBEA AERO
Rear cogs	SHIMANO TIAGRA 12-28 10S
Tyres	VITTORIA ZAFIRO 700X23
Pedals	LOOK KEO EASY
Seat post	ORBEA CARBON
Saddle	SELLE ITALIA X1 FLOW

## COLORS

 BLACK-BLUE  
J1

 BLACK-RED  
J2

 BLACK-ANTHRACITE  
J3

## SIZES

47, 48, 51, 54, 57, 60.

## CODE

CODE: B139



AQUA

AQUA 30F



## TECHNICAL FEATURES

ORBEA

Frame	ORBEA AQUA
Fork	ORBEA CARBON
Crankset	SHIMANO SORA 30X39X50
Headset	SEMIINTEGRATED 1" 1/8
Handlebar	ORBEA FLAT ALU
Stem	ORBEA ADJUSTABLE
Shifters	SHIMANO SORA
Brake levers	SHIMANO SORA
Brakes	ORBEA
Rear derailleur	SHIMANO SORA
Front derailleur	SHIMANO SORA
Chain	SHIMANO HG53
Wheels	ORBEA AERO
Rear cogs	SHIMANO SORA 12-27 9S
Tyres	VITTORIA ZAFIRO 700X23
Pedals	ORBEA ROAD ALU
Seat post	ORBEA ALU
Saddle	SELLE ITALIA X1 FLOW

## COLORS

 BLACK-BLUE  
J1

 BLACK-RED  
J2

 BLACK-ANTHRACITE  
J3

## SIZES

47, 48, 51, 54, 57, 60.

## CODE

CODE: B138



AQUA

AQUA 50F



## TECHNICAL FEATURES

ORBEA

Frame	ORBEA AQUA
Fork	ORBEA CARBON
Crankset	SHIMANO CLARIS 30X39X50
Headset	SEMIINTEGRATED 1" 1/8
Handlebar	ORBEA FLAT ALU
Stem	ORBEA ADJUSTABLE
Shifters	SHIMANO CLARIS
Brake levers	SHIMANO CLARIS
Brakes	ORBEA
Rear derailleur	SHIMANO CLARIS
Front derailleur	SHIMANO CLARIS
Chain	SHIMANO HG50
Wheels	ORBEA AERO
Rear cogs	SHIMANO HG50 13-26 8S
Tyres	VITTORIA ZAFIRO 700X23
Pedals	ORBEA ROAD ALU
Seat post	ORBEA ALU
Saddle	SELLE ITALIA X1 FLOW

## COLORS

 BLACK-BLUE  
J1

 BLACK-RED  
J2

 BLACK-ANTHRACITE  
J3

## SIZES

47, 48, 51, 54, 57, 60.

## CODE

CODE: B137



AQUA

AQUA 70F



## TECHNICAL FEATURES

ORBEA

Frame	ORBEA AQUA
Fork	ORBEA CARBON
Crankset	SHIMANO FC-M131 28x38x48
Headset	SEMIINTEGRATED 1" 1/8
Handlebar	ORBEA FLAT ALU
Stem	ORBEA ADJUSTABLE
Shifters	SHIMANO M310
Brake levers	SHIMANO CLARIS
Brakes	ORBEA
Rear derailleur	SHIMANO TOURNEY
Front derailleur	SHIMANO CLARIS
Chain	KMC Z50
Wheels	ORBEA AERO
Rear cogs	SHIMANO HG20 12-28 7S
Tyres	VITTORIA ZAFIRO 700X23
Pedals	ORBEA ROAD ALU
Seat post	ORBEA ALU
Saddle	SELLE ITALIA X1 FLOW

## COLORS

 BLACK-BLUE  
J1

 BLACK-RED  
J2

 BLACK-ANTHRACITE  
J3

## SIZES

47, 48, 51, 54, 57, 60.

## CODE

CODE: B136



AQUA

AQUA DAMA 10



## TECHNICAL FEATURES

ORBEA

Frame	ORBEA AQUA DAMA
Fork	ORBEA CARBON
Crankset	FSA OMEGA 34X50 FSA OMEGA 30X39X50
Headset	SEMIINTEGRATED 1" 1/8
Handlebar	ORBEA ROAD
Stem	ORBEA ALU
Shifters	SHIMANO 105
Brakes	ORBEA
Rear derailleur	SHIMANO 105
Front derailleur	SHIMANO TIAGRA
Chain	KMC X10
Wheels	ORBEA AERO
Rear cogs	SHIMANO TIAGRA 12-28 10S
Tyres	VITTORIA ZAFIRO 700X23
Pedals	LOOK KEO EASY
Seat post	ORBEA CARBON
Saddle	SELLE ITALIA X1 FLOW

## COLORS

WHITE-PINK  
 J4

## SIZES

47, 49, 53, 56.

## CODE

CODE: B142





Frame	ORBEA AQUA DAMA
Fork	ORBEA CARBON
Crankset	SHIMANO SORA 34X50 SHIMANO SORA 30X39X50
Headset	SEMIINTEGRATED 1" 1/8
Handlebar	ORBEA ROAD
Stem	ORBEA ALU
Shifters	SHIMANO SORA
Brakes	ORBEA
Rear derailleur	SHIMANO SORA
Front derailleur	SHIMANO SORA
Chain	SHIMANO HG53
Wheels	ORBEA AERO
Rear cogs	SHIMANO SORA 12-27 9S
Tyres	VITTORIA ZAFIRO 700X23
Pedals	ORBEA ROAD ALU
Seat post	ORBEA ALU
Saddle	SELLE ITALIA X1 FLOW

## COLORS

WHITE-PINK  
J4

## SIZES

47, 49, 53, 56.

## CODE

CODE: B141






ORBEA

# TRIATHLON

JUST AIM AT BEATING  
YOUR TOUGHEST RIVAL:  
YOURSELF.









NAME	Orbea Ordu
USE	Competition
CONSTRUCTION	Orbea Monocoque
MATERIALS	Orbea Carbon
ORBEA VALUES	Lifetime Warranty Orbea Design
TECHNOLOGY	Fit First, Aerodynamics, Ride Quality

*“ It wasn’t just about winning Ironman Florida. It was about making a statement start to finish of ‘I’m not just gonna win, I’m gonna dominate’”. Strykovicz rode his Ordu to a record time of 4:04:39 in the bike split at Ironman Florida. His elapsed time was 6 minutes and 54 seconds faster than the previous record. The aerodynamic and ergonomic improvements we developed for the Ordu are bound to secure another decade of supremacy. Who wants to be the fastest? ”*

**ANDREW STARYKOWICZ - Mr 4:04**





# HISTORY

For the last decade, the Ordu has been the most dominant bicycle in professional triathlon. It has been on the top step of the podium at nearly every major event worldwide, winning multiple championships at all triathlon distances including Ironman, 70.3, and Olympic distance.

And with great success, comes great expectations. The new Ordu was built to shatter those and to help you do the same to your personal best out on course. The Ordu evolution started with Computational Fluid Dynamics (CFD). We employ CFD to help us test our new bikes in a virtual wind tunnel to refine the shape before creating prototypes that we can test in the wind tunnel. Once we're satisfied with a shape, we employ rapid prototyping for actual wind tunnel testing. It is this multi-stage process, with continuous refinement and testing that creates a more aerodynamic machine.



Ordu wind tunnel tests in Phoenix, 2012





# ASSOCIATED TEAMS



Orbea is happy to announce a partnership with Orca in forming the Orbea-Orca Triathlon Team. With the goal of continued global growth for both brands, the team is composed of talented athletes from around the world. The main goal for the team will always be successes and race wins for our athletes, as Andrew Starykowicz achieved when he set a new Ironman distance world record on the new Orbea Ordu with his time of 4:04:39. The Orbea-Orca Triathlon Team project will support professional athletes as well as team of talented global athletes. This will mean brand involvement and support for the best young athletes in both long and short distance events.

Athletes racing in the Orbea-Orca Triathlon Team.

Pro Athletes: Andrew Starykowicz (US), Manny Huerta (US), Matt Sharp (UK), Courtney Atkinson (AUS), Ariane Monticeli (BRA), Asa Lundström (SWE), Jenny Schulz (GER), Michael Poole (NZ), Jeff Symonds (CAN).

Talented Global Athletes: Albert Moreno (SP), Sky Draper (UK), Tamara Gomez (SP), Miriam Casillas (SP), Xisca Tous (SP), Judit Saizar (SP), Melina Alonso (SP), Camila Alonso (SP), Claudia Abreu (US).

*“ With Orca we can guarantee to deliver the best products for triathlon, not just in the bike leg, where we were already the fastest, but in the swim and run as well. ”*





# CONCEPT

# FEATURES



## DEVELOPED SLOWLY TO BE THE FASTEST.

Our goals for the new Ordu focused on improvements in three key areas - Ergonomics, Aerodynamics, and Ride Quality. These improvements are the result of feedback from our sponsored athletes, from comments from other riders in forums and blogs, from exhaustive development in our design and engineering departments, and from weeks spent in the wind tunnel. In the end, the new Ordu meets these goals and offers less aerodynamic drag and a better rider/ bike interface. This results in more comfort for you, saves you energy, and allows you to go faster.

## TECHNOLOGY.

### 1. FIT FIRST

Beyond any other factor in high performance cycling, optimized fit between rider and bike is the foremost attribute we strive for. We designed this Ordu using a Fit First philosophy. Beginning with Dan Empfield's Stack and Reach concept and the experience of fitting thousands of athletes on Triathlon and Time Trial Bikes, we adjusted our fit coordinates to reflect the needs of today's athlete.

Our unique Monolink stem system is highly adjustable and offers a wide range of height adjustment without using shims. Each Ordu comes complete with four stem lengths - 75, 90, 100, 110mm. This way, you can be sure of a comfortable,

fast fit. The stem design accepts any base bar with a 31.8mm clamp, so you won't be limited to a proprietary base bar. We also made sure that any standard front brake can be used. You choose - You win. Like the stem, the Monolink seatpost offers an easy way to customize your fit. You'll be able to fine-tune your position with a total of four degrees of fore and aft adjustment from the base 78° seat tube angle. The total effective seat angle range is 76° to 80°. Each bike comes with dual-rail adapters for the seatpost. This way you can use your favorite saddle if it is not Monolink compatible.

For smaller riders, our extra small Ordu uses 650c wheels to provide an uncompromised fit.



### 2. AERODYNAMICS

The leading edge of the bike received the highest priority for aerodynamic shaping. The Ordu is available with two different forks. A 1:3 UCI compliant fork will be the logical choice for athletes competing in sanctioned time trial events. For triathletes, we offer a non UCI compliant 1:4 fork that features a faster, more aerodynamic shape. Both fork versions are built with an integrated, structural nosecone that increases the chord length in this critical area of the bike, making it more slippery and smoothing the airflow across the frame. The fork is nestled in the frame using standard 1-1/8" integrated headset bearings to keep this area as narrow as possible. At only 38mm wide, it further decreases aerodynamic drag. In addition, these standard bearings are easily replaceable for routine maintenance. Any standard road bike front brake can be employed, making it user friendly and ready to accept the best the market has to offer.

The rear brake has been relocated to a concealed position underneath the chainstays. The brake arms are shrouded with a removable cover that ensures smooth airflow and protection from the elements. This lower brake position allowed us to redesign the critical seatstay/seat tube junction to reduce drag and smooth airflow over the rear wheel.

As a modern superbike, the Ordu gets completely internal cable routing. We've simplified the installation with one fra-

me that allows mechanical or electronic shifting systems and effectively hides it all from the wind. The cables or wires enter the frame through the top tube just behind the stem, only to emerge where necessary to connect each individual component. We've limited the exposed cables to a bare minimum - every effort to shave precious grams of drag.

In total, we reduced the aerodynamic drag by 11% versus the old Ordu. Tests were run at various yaw angles at the industry standard 30mph. We found the greatest improvements in efficiency at "real world" yaw angles. That's to say that you'll rarely find yourself riding directly into a head wind at 0° yaw. As the wind approaches the Ordu from an angle of 10° off center, which is very common out on the road, it offers the greatest improvement over the old design.

ny reduction in grams of drag is important because it takes less energy to propel the bicycle. This can mean one of two things: You'll be able to ride faster than the old bike at a given power output, or you can ride at the same pace with substantially less effort, saving your legs for the all-important run.

The new Ordu can save you up to 30 watts over the older bike at 10° yaw. Over the course of a 40km time trial, ridden at 25mph, this increase in efficiency could result in a roughly two minute time savings! With the same data, we calculate that the new Ordu could potentially shave

roughly nine minutes from a 112 mile triathlon bike leg. Of course, efficiency may vary depending rider position and conditions.

You might ask, "what if I don't go 25mph?" Even if you average 20mph the decrease in aerodynamic drag is substantial enough to give you even greater time savings. Expressed as a percentage net loss of time, longer races result in greater savings.



## FEATURES

### 3. RIDE QUALITY

The fork and rear triangle of the new Ordu have been designed with improved shaping to optimize performance. This is called Attraction. We've used this technology in our Orca road bikes, and it has been proven in grueling World Tour races worldwide. The feedback from team riders was so positive that we were compelled to offer it on the new Ordu. In the same way, the Ordu uses Attraction to dissipate vibrations from the road surface. It's a way to make you more comfortable and help you get through your ride with less fatigue. With Attraction, comfort is achieved while maintaining lateral stiffness, thereby maximizing performance on the bike with optimal pedaling efficiency.

As our flagship TT/Triathlon bike, the Ordu is built with our finest materials. Here, we use Orbea Carbon Fiber. It's a blend of ultra-high modulus fibers used in order to offer the highest stiffness to weight ratio. The layup also receives the utmost attention to minimize superfluous grams and extract the greatest performance. Like our other models, the Ordu is built as a monocoque. This means that the frame is molded in one piece, with continuous, long fibers running through each tube intersection. The result is a frame strong enough to receive the Orbea Lifetime Warranty.

The carbon layup schedules (the number and orientation of the individual layers) are designed with each frame size in mind. The goal is to ensure that the Ordu offers a consistent ride quality across the size range. We call this Size Specific Nerve. The Ordu is built with four sizes, each tuned to an individual rider's size and body mass. This is how we can promise that performance is optimized and comfort is assured. You'll get to the finish line faster and fresher than ever.

Developed slowly to go fast, the new Orbea Ordu fits better and is faster and more comfortable than ever before. Join us for another decade of dominance.





QADL





# ERGONOMICS

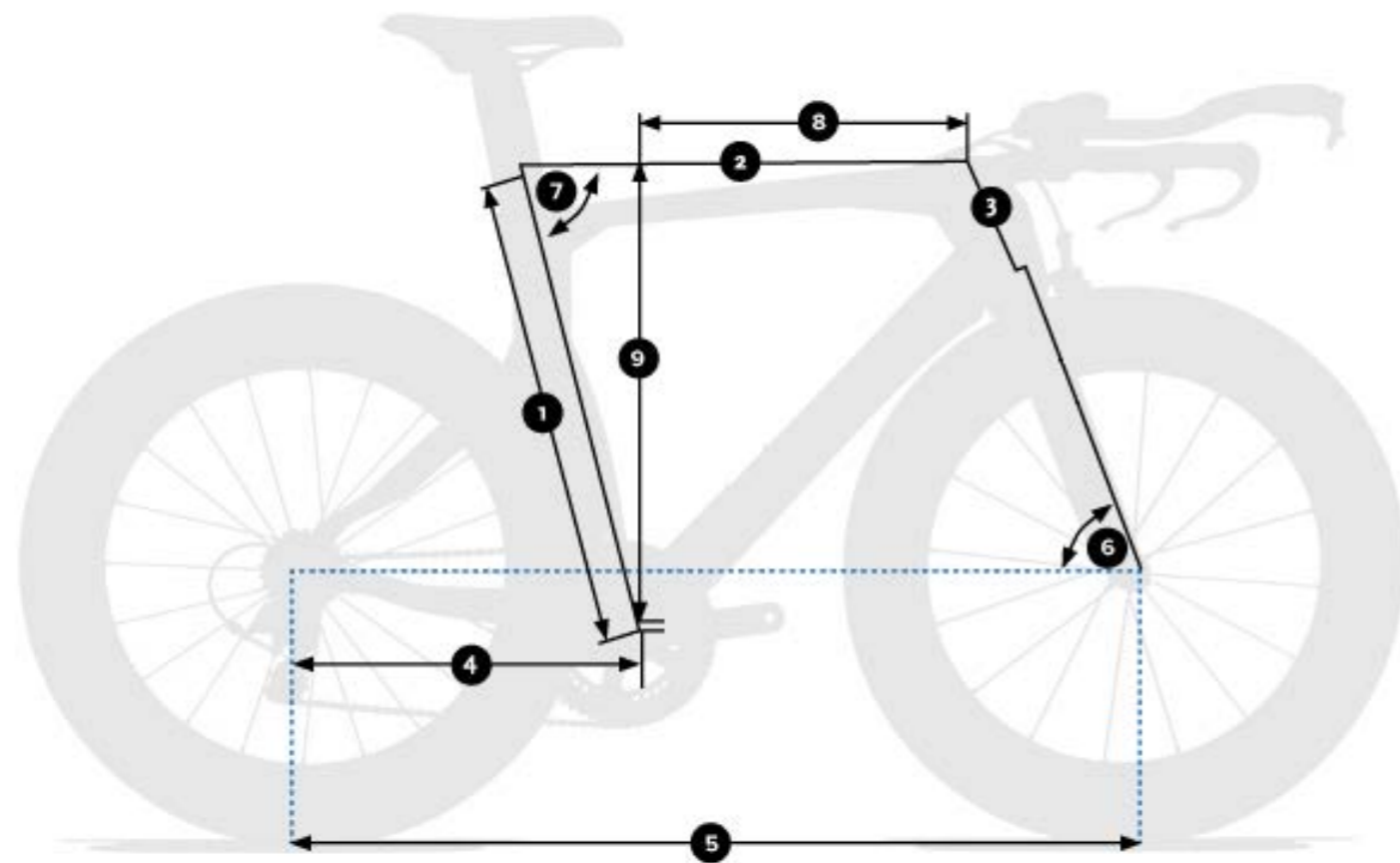
SIZE (mm)	XS-S	M	L
Crank	170	172,5	175
Stem	110	110	110
Handlebar	400	400	400

# SIZE

HEIGHT (cm)	SIZES
152-163	XS
163-175	S
175-185	M
>185	L

# GEOMETRY

SIZES (mm)	XS	S	M	L
1. Seat tube	440	483	502	537
2. Top tube (EFF)	484	505	524	561
3. Head tube	100	90	100	140
4. Chain stay	370	400	400	400
5. Wheelbase	929	973	994	1029
6. Head angle	72°	72°	72,4°	73°
7. Seat angle	78°	78°	78°	78°
8. Reach	381	395	416	444
9. Stack	467	501	512	552
10. Wheel size	650	700	700	700







ORDU M-LTD

TECHNICAL FEATURES



Frame	ORBEA ORDU
Fork	ORBEA ORDU
Crankset	SHIMANO DURA ACE 39X53
Headset	INTEGRATED 1" 1/8
Handlebar	FSA TRIMAX CARBON
Stem	ORBEA ORDU MONOLINK
Shifters	SHIMANO DURA ACE DI2
Brakes	SHIMANO DURA ACE
Rear derailleur	SHIMANO DURA ACE DI2
Front derailleur	SHIMANO DURA ACE DI2
Chain	SHIMANO DURA ACE
Wheels	ZIPP 808 CC FIRECREST

SHIMANO WH-RS21  
 ZIPP 404 CC FIRECREST  
 ZIPP 404/808 CC FIRECREST  
 \*\* Size XS RRDA ZIPP 404 CC 650

Rear cogs	SHIMANO DURA ACE 11-28 11S
Tyres	VITTORIA DIAMANTE PRO 700X22
Pedals	NO
Seat post	ORBEA ORDU MONOLINK
Saddle	SELLE ITALIA SLR MONOLINK
	ISM PROLOGUE
	ISM ROAD

COLORS

- CARBON-RED A1
- WHITE-CARBON A2
- EUSKALTEL A3

SIZES

XS, S, M, L.

CODE

CODE WHEELS 700 : B130    CODE WHEELS 650 : B134





ORDU M-TEAM

TECHNICAL FEATURES



Frame	ORBEA ORDU
Fork	ORBEA ORDU
Crankset	SHIMANO DURA ACE 39X53
Headset	INTEGRATED 1" 1/8
Handlebar	FSA TRIMAX CARBON
Stem	ORBEA ORDU MONOLINK
Shifters	SHIMANO CRONO
Brakes	SHIMANO DURA ACE
Rear derailleur	SHIMANO DURA ACE
Front derailleur	SHIMANO DURA ACE
Chain	SHIMANO DURA ACE
Wheels	ZIPP 404 CC FIRECREST

SHIMANO WH-RS21  
 ZIPP 808 CC FIRECREST  
 ZIPP 404/808 CC FIRECREST CC  
 \*\* Size XS RRDA ZIPP 404 CC 650

Rear cogs	SHIMANO DURA ACE 11-28 11S
Tyres	VITTORIA DIAMANTE PRO 700X22
Pedals	NO
Seat post	ORBEA ORDU MONOLINK
Saddle	SELLE ITALIA SLR MONOLINK ISM PROLOGUE ISM ROAD

COLORS

- CARBON-RED  
A1
- WHITE-CARBON  
A2
- EUSKALTEL  
A3

SIZES

XS, S, M, L .

CODE

CODE WHEELS 700 : B129    CODE WHEELS 650 : B133





ORDU M10

TECHNICAL FEATURES



Frame	ORBEA ORDU
Fork	ORBEA ORDU
Crankset	SHIMANO ULTEGRA 39X53
Headset	INTEGRATED 1" 1/8
Handlebar	FSA TRIMAX CARBON
Stem	ORBEA ORDU MONOLINK
Brakes	TEKTRO TRP TTV
Rear derailleur	SHIMANO ULTEGRA DI2
Front derailleur	SHIMANO ULTEGRA DI2
Chain	SHIMANO ULTEGRA
Wheels	SHIMANO WH-RS21 ZIPP 404 CC FIRECREST ZIPP 808 CC FIRECREST ZIPP 404/808 CC FIRECREST
** Size XS	RRDA ZIPP 404 CC 650
Rear cogs	SHIMANO ULTEGRA 11-28 11S
Tyres	VITTORIA DIAMANTE PRO 700X22
Pedals	NO
Seat post	ORBEA ORDU MONOLINK
Saddle	SELLE ITALIA SLR MONOLINK ISM PROLOGUE ISM ROAD

COLORS

- CARBON-RED  
A1
- WHITE-CARBON  
A2
- EUSKALTEL  
A3

SIZES

XS, S, M, L.

CODE

CODE WHEELS 700 : B128    CODE WHEELS 650 : B132





ORDU M30

TECHNICAL FEATURES



Frame	ORBEA ORDU
Fork	ORBEA ORDU
Crankset	SHIMANO ULTEGRA 39X53
Headset	INTEGRATED 1" 1/8
Handlebar	FSA TRIMAX CARBON
Stem	ORBEA ORDU MONOLINK
Shifters	SHIMANO CRONO
Brakes	TEKTRO TRP TTV
Rear derailleur	SHIMANO ULTEGRA
Front derailleur	SHIMANO ULTEGRA
Chain	SHIMANO ULTEGRA
Wheels	SHIMANO WH-RS21
	ZIPP 404 CC FIRECREST
	ZIPP 808 CC FIRECREST
	ZIPP 404/808 CC FIRECREST
** Size XS	RRDA ZIPP 404 CC 650
Rear cogs	SHIMANO ULTEGRA 11-28 11S
Tyres	VITTORIA DIAMANTE PRO 700X22
Pedals	NO
Seat post	ORBEA ORDU MONOLINK
Saddle	SELLE ITALIA SLR MONOLINK
	ISM PROLOGUE
	ISM ROAD

COLORS

- CARBON-RED  
A1
- WHITE-CARBON  
A2
- EUSKALTEL  
A3

SIZES

XS, S, M, L .

CODE

CODE WHEELS 700 : B127    CODE WHEELS 650 : B131






Frame	ORBEA ORCA OMP
Fork	ORBEA ORCA OMP
Crankset	SHIMANO ULTEGRA 34X50 SHIMANO ULTEGRA 39X53
Headset	INTEGRATED CARBON 1" 1/2
Handlebar	FSA WING COMPACT
Stem	FSA TEAM ISSUE ALU FSA K-FORCE LIGHT
Shifters	SHIMANO ULTEGRA DI2
Brakes	SHIMANO ULTEGRA
Rear derailleur	SHIMANO ULTEGRA DI2
Front derailleur	SHIMANO ULTEGRA DI2
Chain	SHIMANO ULTEGRA
Wheels	SHIMANO WH-RS21 ZIPP 404 CC FIRECREST ZIPP 808 CC FIRECREST ZIPP 404/808 CC FIRECREST
Rear cogs	SHIMANO ULTEGRA 11-28 11S
Tyres	VITTORIA RUBINO 700X23
Pedals	NO
Seat post	ORCA ZERO OFFSET ORBEA ORCA
Saddle	SELLE ITALIA SL T1 ISM PROLOGUE ISM ROAD SELLE ITALIA SL

**COLORS**

 WHITE-BLUE  
P2

 WHITE-RED  
P3

 CARBON-PINK  
P4

 CARBON-RED  
P5

**SIZES**

47, 49, 51, 53, 55, 57, 60.

**CODE**

CODE: B126





## TECHNICAL FEATURES

ORBEA

Frame	ORBEA ORCA OMP
Fork	ORBEA ORCA OMP
Crankset	SHIMANO ULTEGRA 34X50 SHIMANO ULTEGRA 39X53
Headset	INTEGRATED CARBON 1" 1/2
Handlebar	FSA WING COMPACT
Stem	FSA TEAM ISSUE ALU FSA K-FORCE LIGHT
Shifters	SHIMANO ULTEGRA
Brakes	SHIMANO ULTEGRA
Rear derailleur	SHIMANO ULTEGRA
Front derailleur	SHIMANO ULTEGRA
Chain	SHIMANO ULTEGRA
Wheels	SHIMANO WH-RS21 ZIPP 404 CC FIRECREST ZIPP 808 CC FIRECREST ZIPP 404/808 CC FIRECREST
Rear cogs	SHIMANO ULTEGRA 11-28 11S
Tyres	VITTORIA RUBINO 700X23
Pedals	NO
Seat post	ORCA ZERO OFFSET ORBEA ORCA
Saddle	SELLE ITALIA SL T1 ISM PROLOGUE ISM ROAD SELLE ITALIA SL

## COLORS

 WHITE-BLUE  
P2

 WHITE-RED  
P3

 CARBON-PINK  
P4

 CARBON-RED  
P5

## SIZES

47, 49, 51, 53, 55, 57, 60.

## CODE

CODE: B125





Frame	ORBEA ORCA OMP
Fork	ORBEA ORCA OMP
Crankset	SHIMANO 105 34X50
Headset	INTEGRATED CARBON 1" 1/2
Handlebar	FSA WING COMPACT
Stem	FSA TEAM ISSUE ALU FSA K-FORCE LIGHT
Shifters	SHIMANO 105
Brakes	SHIMANO 105
Rear derailleur	SHIMANO 105
Front derailleur	SHIMANO 105
Chain	KMC X10
Wheels	SHIMANO WH-RS21 ZIPP 404 CC FIRECREST ZIPP 808 CC FIRECREST ZIPP 404/808 CC FIRECREST
Rear cogs	SHIMANO 105 11-28 10S
Tyres	VITTORIA RUBINO 700X23
Pedals	NO
Seat post	ORCA ZERO OFFSET ORBEA ORCA
Saddle	SELLE ITALIA SL T1 ISM PROLOGUE ISM ROAD SELLE ITALIA SL

## COLORS

 WHITE-BLUE  
P2

 WHITE-RED  
P3

 CARBON-PINK  
P4

 CARBON-RED  
P5

## SIZES

47, 49, 51, 53, 55, 57, 60.

## CODE

CODE: B124





Frame	ORBEA ORCA BRONZE
Fork	ORBEA ORCA BRONZE
Crankset	FSA OMEGA 34x50 BB30
Headset	INTEGRATED CARBON 1" 1/2
Handlebar	ORBEA ROAD
Stem	ORBEA ALU FSA TEAM ISSUE ALU
Shifters	SHIMANO 105
Brakes	ORBEA
Rear derailleur	SHIMANO 105
Front derailleur	SHIMANO 105
Chain	KMC X10
Wheels	MAVIC AKSIUM S WTS SHIMANO WH-RS21
Tyres	AKSION
Rear cogs	SHIMANO TIAGRA 12-28 10S
Pedals	NO
Seat post	FSA SLK ORBEA CARBON
Saddle	SELLE ITALIA SL T1 ISM PROLOGUE ISM ROAD

## COLORS

 CARBON-RED  
XT

 ANTHRACITE-CARBON  
XQ

## SIZES

48, 51, 53, 55, 57, 60.

## CODE

CODE: B123



# MTB

ORBEA

LUCKILY, THERE'RE STILL PLACES WHERE  
YOU CAN GET LOST AND BE HAPPY.





ORBEA

[www.orbea.com](http://www.orbea.com)

# RALLON

WE MAY NOT BE RACING BUT THAT DOESN'T MEAN I AM NOT TRYING TO BEAT YOU :-)





# RALLON

NAME	Orbea Rallon
USE	Enduro
CONSTRUCTION	Tricone Alloy
ORBEA VALUES	Lifetime Warranty Orbea Design
TECHNOLOGY	Advanced Dynamics, Pure Enduro Geometry, C9-12, Downtube Cable Highway, Direct Post Mount, Adjustable Geo

Time flies, it slips away and we can never have enough of it. What would you do with a little extra? The speed of the new Rallon gives you a few precious seconds to write your own story. Low, long and slack with 160mm of gravity-tuned travel, the Rallon can get you to the bottom of the hill as quickly as you dare. Short stays and a steep seat angle give the agility and efficiency to pedal up for one more lap.



Markel Uriarte, rider of Orbea Méribel Enduro Crew, in Sierra de Aralar, Basque Country.



# ASSOCIATED TEAMS

## ORBEA MÉRIBEL ENDURO CREW.

The Orbea Méribel Enduro Crew is an E.W.S. team picked to race and improve our bikes and have a hell of a good time doing it. Physical endurance, focus and technical riding skills set them apart and their unique riding experiences and knowledge provide us with the sort of input that simply can't be replicated outside the race course tape. When they ride, they push their strength, endurance and bike handling skills to the edge – the kind of riding that puts smiles on faces and tests our bikes to the limit. This is their mission and the new Rallon is their bike.



The riders of Orbea Méribel Enduro Crew during the stage in the Méribel ski resort in France.





# CONCEPT

# FEATURES



Time flies, it slips away and we can never have enough of it. What would you do with a little extra? We can't turn back the clock on a misspent youth but the speed of the new Rallon gives you a few precious seconds to write your own story on the mountain. Grab a few extra raspy breaths at the top of the climb. Whip instead of tuck. Knock your buddy off the leader board. Take the fun line instead of the easy line. Pull a snack from your pack or post a pic to instagram. Sometimes a few seconds can seem like all the time in the world.

## TECHNOLOGY.

### 1. Advanced Dynamics.

Advanced Dynamics simulates the interactions between the bike and rider to create suspension that performs in all conditions and terrain.

Advanced Dynamics is the heart of every Orbea suspension bike. It is a process we developed in conjunction with CEIT (Technological Research and Studies Center of Gipuzkoa, Basque Country) that allows us to model and test our suspension platforms.

Using a vast database of shock tunes and component behaviors we can study a design under a virtual rider that exerts forces on the pedals, saddle and handlebars. We can shape the simulations to evaluate different variables – rider height, weight, riding style – on different tracks. Even tire pressures can be tested and recorded before a welding torch is lit.

This virtual test process allows us to optimize our suspension designs before the prototyping and field testing phases. When the tires finally hit the dirt we can focus instead on fine-tuning damper characteristics and spring curves with our expert suspension partners. This is the obsessive tinkering that turns a good bike into a great one.

The result is a dynamic suspension system that is tuned for variable trail conditions with a leverage rate curve that is specifi-

cally matched to the spring and damper. Advanced Dynamics transforms virtual designs into real, highly-refined machines. Bikes for demanding riders that are faster, more fun to ride and far beyond ordinary.

### 2. Leverage Curve.

*Linear/Progressive Curve.* Offers maximum tuning capability with 10% progression to help suspension ride higher and recover faster.

*Extreme sensitivity.* Small bump compliance for optimum traction in flat turns and washboard terrain.

*Maximum progressivity at full travel.* Limits bottom out forces to frame, suspension and rider.

*High Pivot Point.* Great DH performance with improvements in pedaling efficiency due to natural anti-squid.

### 3. BOS and Fox tuning partnership.

Collaborative input. Modified extensively from R3 and early prototypes refined with input from BOS and Fox.

### 4. Pure Enduro Geometry.

*Slack head angle:* 66.5°/66° (adjustable) > Great stability at speed through rough terrain.

*Low bottom bracket.* 14mm/21mm lower than previous Rallon > Corners naturally with low center of gravity.

*Short chainstays.* 420mm > Agility and maneuverability especially at low speeds

*Long cockpit.* 11mm longer effective top tube, 25mm longer reach from R3 > Optimum balance and weight distribution.

*Long wheelbase.* 40mm longer than R3 > Better stability at high speeds.

*Forward pedaling position.* 75°/74.5° > Better pedaling position even with generous SAG.

*Adjustable geo.* A simple rotation of the shock mount pin drops the BB 7mm and slackens angles by 5°.

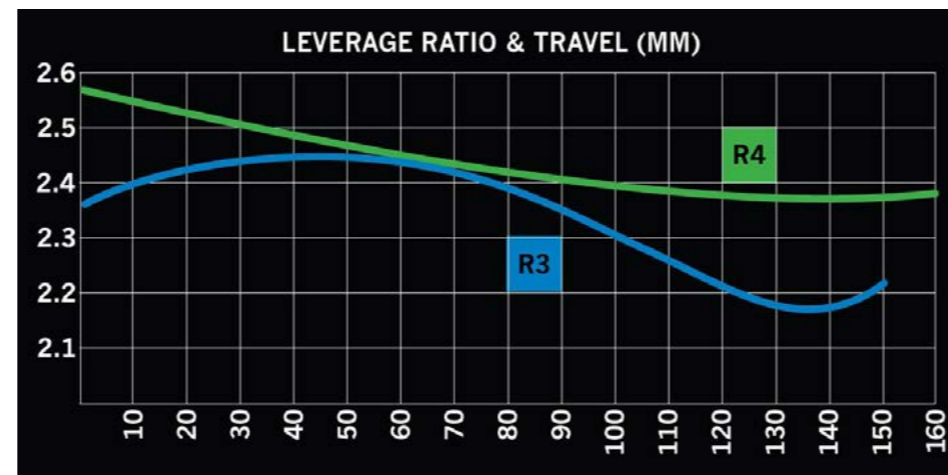

### 5. 27.5"

*Choosing 27.5"* - Testing with Simon Andre, Orbea Méribel Enduro Crew Rider

*Decisions* – “With 160mm rear travel and the aggressive geometry we desired, we limited our choice to 26 or 27.5. We were intrigued by 29 but decided that big wheels with this combination of travel, short chainstays and a versatile chaindrive (1, 2 or 3 by 10 or 11 gears) would require too many compromises to be practical.”

*Choosing 27.5"* – “Testing the first two prototypes, we quickly became proponents of the 27.5 wheel. On technical sections the bikes were very close and in braking sections we had similar sensations from both sizes, but the 27.5 bike felt faster and more controlled in both wide open and rough terrain. It maintained speed better and cornered more confidently in flat turns.”

*Optimizing geometry* – “Next we refined our 27.5” prototypes with subtle geometry changes and linkage tweaks from our first tests. This is when we fine-tuned the predictions made by the modeling software and realized that the 27.5 wheels were a perfect match to our preferred geometry.”





# FEATURES

## 6. Tricone Alloy

*Refined.* Premium Triple Butted and Hydroformed 7000 series alloy. 3.15kg medium frame/shock weight.

*Efficient.* Hollow rocker arm and proprietary yoke and dropout parts are light and stiff.

*Tested.* Quicker and more extensive testing of geometry as race tracks and trail riding evolve.

*Suspension prioritized.* Frame cost is kept lower with sophisticated suspension being the highest priority.

## 7. C9-12.

A concentric pivot at the rear axle is simpler, lighter and stiffer.

## 8. ISCG 05.

Removable tabs allow riders to customize the level of chain retention.



## 9. Downtube Cable Highway.

Clean, smooth bolt on system increases performance and decreases maintenance.

## 10. Freno post mount.

Disc brake bolts directly to frame and works with 180mm+ rotors.

## 11. Dropper post routing..

Ready for internal (stealth) or external post routing.

## 12. Frame protection.

Dual compound armor protects key areas of the frame from rock strikes or chain slap.

## 13. Adjustable geometry.

A simple rotation of the shock mount pin drops the bb 7mm and slackens angles by 0.5°.



***RALLON***



**RALLON**

**ERGONOMICS**

**SIZE**

**GEOMETRY**

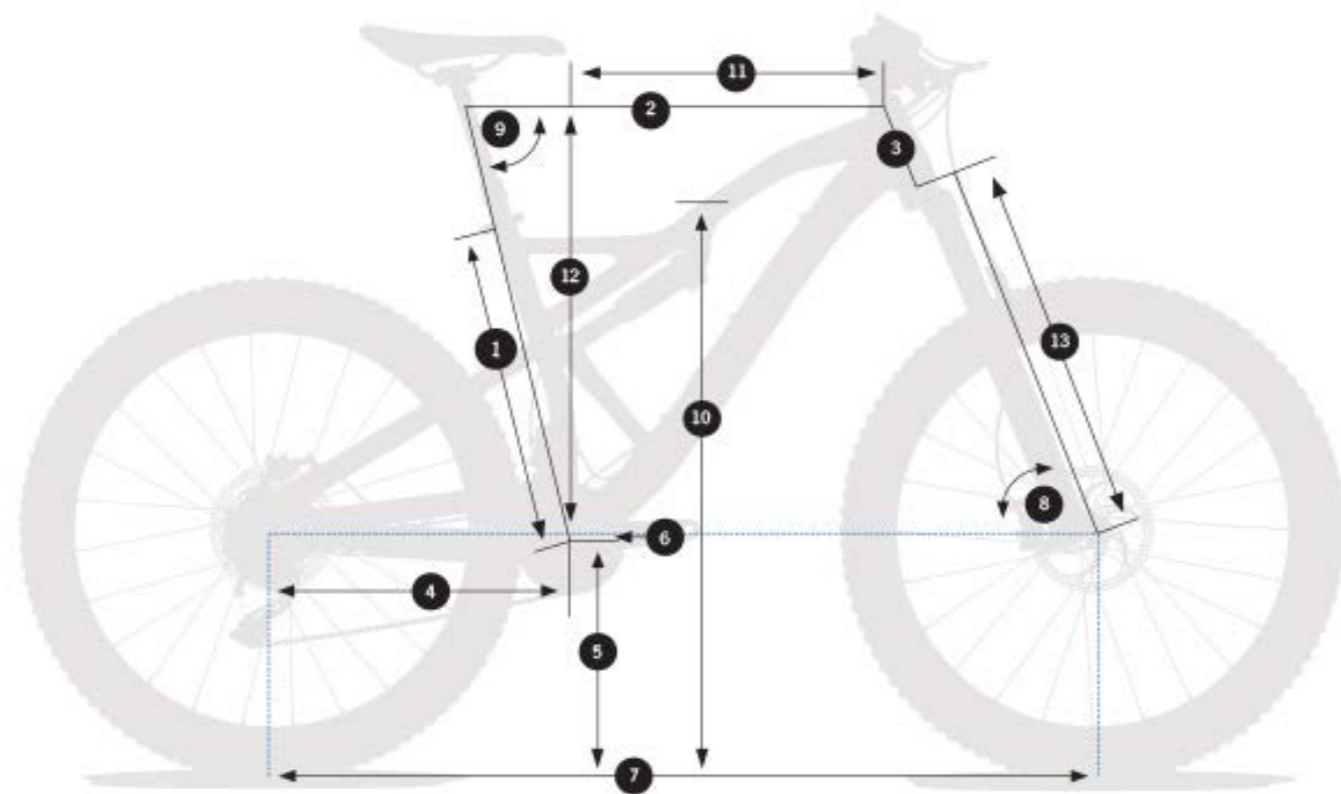
SIZE (mm)	16,5/S	18/M	19,5/L
Crank	170	170	170
Stem	50*	50*	70**
Handlebar	760*	760*	760*

HEIGHT (cm)	SIZES
165-175	16,5/S
175-185	18/M
185-195	19,5/L

SIZES (mm)	16,5/S	18/M	19,5/L
1. Seat tube	420	455	495
2. Top tube (EFF)	582	606	635
3. Head tube	115	120	135
4. Chain stay		420	
5. BB height		345/338	
6. BB offset		7/14 (Change geometry)	
7. Wheelbase	1148	1172	1204
8. Head angle		66,5°/66° (Change geometry)	
9. Seat angle		75°/74,5° (Change geometry)	
10. Standover	750	770	790
11. Reach	419	442	467
12. Stack	606	611	624
13. Fork length		554,5	

\* Rallon X30 in all sizes with 750mm handlebar, and in S and M sizes with 60mm stem.

\*\* Rallon XTeam and Rallon XLTD in L size with 65mm stem.







Frame	ORBEA RALLON
Shock	BOS KIRK RALLON CUSTOM
Fork	BOS DEVILLE QR20T
Crankset	SRAM XX1 28T
Headset	SEMIINTEGRATED ORBIT ZS 1" 1/2
Handlebar	RACE FACE SIXC RAISED
Stem	RACE FACE ATLAS
Shifters	SRAM XX1
Brakes	FORMULA T1 GOLD DISC
Rear Derailleur	SRAM XX1
Chain	SRAM PC XX1
Wheels	SRAM ROAM 60 27 DISC TL
Rear Cogs	SRAM XX 10-42 11S
Tyres	VITTORIA GEAX GOMA TNT 27,5x2.25
Pedals	NO
	SHIMANO PDM 980
Seat Post	ROCK SHOX REVERB STEALTH
Saddle	SELLE ROYAL FIZIK GOBI MG SELLE ITALIA SLR XC FLOW

**COLORS**

FLUOR-BLACK  
G1



BLACK-WHITE  
G2

**SIZES**

16,5, 18, 19,5.

**CODE**

CODE: B265





Frame	ORBEA RALLON
Shock	BOS KIRK RALLON CUSTOM
Fork	BOS DEVILLE QR20T FOX 27,5 TALAS CTD 160 QR15
Crankset	RACE FACE SIXC 24x36 BASH SRAM XX1 28T SHIMANO XTR 26x38
Headset	SEMIINTEGRATED ORBIT ZS 1" 1/2
Handlebar	RACE FACE SIXC RAISED
Stem	RACE FACE ATLAS
Shifters	SHIMANO XTR
Brakes	FORMULA T1 GOLD DISC SHIMANO XTR TRAIL
Rear Derailleur	SHIMANO XTR TRAIL
Front Derailleur	SHIMANO XTR
Chain	SHIMANO XTR BIONICON CHAINGUIDE
Wheels	SHIMANO CN-M981 SRAM ROAM 60
Rear Cogs	MAVIC CROSSMAX ENDURO LTD
Tyres	SHIMANO CS-M771 11-36 10S
Pedals	NO SHIMANO PDM 980
Seat Post	ROCK SHOX REVERB STEALTH
Saddle	SELLE ROYAL FIZIK GOBI MG SELLE ITALIA SLR XC FLOW

**COLORS**

 FLUOR-BLACK  
G1

 BLACK-WHITE  
G2

**SIZES**

16,5, 18, 19,5.

**CODE**

CODE: B264





## TECHNICAL FEATURES

**ORBEA**

Frame	ORBEA RALLON
Shock	FOX CTD BV LV BOS KIRK R4 CUSTOM
Fork	FOX TALAS CTD QR15T 160 BOS DEVILLE 27,5 160 QR20
Crankset	RACE FACE TURBINE 24x36 BASH SHIMANO XT 24x38
Headset	SEMIINTEGRATED ORBIT ZS 1" 1/2
Handlebar	RACE FACE TURBINE RAISED RACE FACE SIXC/ATLAS KIT
Stem	RACE FACE TURBINE OEM
Shifters	SHIMANO SLX
Brakes	FORMULA T1S DISC SHIMANO SLX FORMULA T1 GOLD
Rear Derailleur	SHIMANO XT TRAIL
Front Derailleur	SHIMANO DEORE
Chain	SHIMANO HG74 BIONICON CHAINGUIDE
Wheels	MAVIC CROSS-ONE SHIMANO WH-XT 27,5 MAVIC CROSSMAX ENDURO
Rear Cogs	SHIMANO HG81 11-36 10S
Tyres	VITTORIA GEAX GOMA FB 27,5x2.25
Pedals	NO SHIMANO PDM 520
Seat Post	ROCK SHOX REVERB STEALTH RACE FACE TURBINE
Saddle	SELLE ROYAL FIZIK GOBI MG SELLE ITALIA SLR XC FLOW

## COLORS

FLUOR-BLACK  
G1BLACK-WHITE  
G2

## SIZES

16,5, 18, 19,5.

## CODE

CODE: B263





## TECHNICAL FEATURES

**ORBEA**

Frame	ORBEA RALLON
Shock	FOX CTD BV LV BOS KIRK R4 CUSTOM
Fork	FOX CTD O/B QR15T 160 FOX 27,5 TALAS CTD 160 QR15 BOS DEVILLE 27,5 160 QR20
Crankset	RACE FACE RIDE 24x36 BASH SHIMANO SLX 24x38
Headset	SEMIINTEGRATED ORBIT ZS 1" 1/2
Handlebar	RACE FACE EVOLVE RAISED RACE FACE TURBINE RAISED KIT
Stem	RACE FACE ALU
Shifters	SHIMANO SLX
Brakes	FORMULA C1 DISC SHIMANO SLX FORMULA T1S
Rear Derailleur	SHIMANO SLX TRAIL
Front Derailleur	SHIMANO DEORE
Chain	SHIMANO HG54 BIONICON CHAINGUIDE
Wheels	MAVIC XM319 DISC MAVIC CROSSONE 27,5 SHIMANO WH-XT 27,5
Rear Cogs	SHIMANO HG50 11-36 10S
Tyres	VITTORIA GEAX GOMA FB 27,5x2.25
Pedals	NO SHIMANO PDM 520
Seat Post	RACE FACE RIDE RACE FACE TURBINE ROCK SHOX REVERB STEALTH
Saddle	SELLE ITALIA Q-BIK FIZIK GOBI MG

## COLORS

 FLUOR-BLACK  
G1

 BLACK-WHITE  
G2

## SIZES

16,5, 18, 19,5.

## CODE

CODE: B262









NAME	Orbea Occam
USE	Marathon / Trail
CONSTRUCTION	Monocoque
ORBEA VALUES	Lifetime Warranty Orbea Design
TECHNOLOGY	Advanced Dynamics, C9-12, Diamond Link, Geometry, wiring, PP28.

### Occam

We understand you like to enjoy the mountain at your own pace. Sometimes the beauty of the landscape means more than a technical descent. Other days it's a demanding trail that grabs your attention and reminds you why you love riding your bike.

### Occam 29er

The new Occam 29 is perfectly suited for trails and long distance XC riding because it is efficient, light and offers a great level of control. With a 105mm travel, the bike is extremely fast and can go at a blistering pace across rugged terrain. Developed with the Advanced Dynamics technology, the Occam29 is an example of Orbea's strengths in the making of full suspension bikes.



Mount Jaizkibel, Donostia-San Sebastián.  
One of the locations chosen for testing the Occam.





# USERS

The enduro/all-mountain segment has exhibited tremendous growth in the last few years, and we see it as having the potential to offer great media visibility and inspiring video/photographic content to support our marketing actions. In terms of explaining its meteoric growth and why it has the potential to be a way to influence consumers, enduro is perhaps the racing discipline that most resembles a fun weekend ride with like-minded friends who like to challenge each other to be better riders.

The Orbea Meribel Enduro Crew is pushing our bikes all around the world at the most important competition on this category, the Enduro World Series. Also, they are making a lot of noise at all the social media channels such as instagram, facebook, twitter,... A very young and talented crew always looking for the next step.



Tom Malecha, 2013.





# CONCEPT

## WHEN EFFICIENCY MEETS CONTROL.

The new Occam29 is perfectly suited for trails and long distance XC riding because it is efficient, light and offers a great level of control. With a 105mm travel, the bike is extremely fast and can go at a blistering pace across rugged terrain. Developed with the Advanced Dynamics technology, the Occam29 is an example of Orbea's strengths in the making of full suspension bikes.

# FEATURES

## TECHNOLOGY.

### 1. ADVANCE DYNAMICS

Advanced Dynamics is the result of a long process of research into full suspension systems. Until now, the technology used in these bikes was based on two-dimensional motion analysis, but Orbea relies on virtual analysis, where all the variables are taken into consideration: relative acceleration and speed in every bike-rider interaction and transfer of active suspension in all terrains, studied for the first time in the field of full suspension bikes.

The Advanced Dynamics cutting-edge technology uses exclusive software tools that provide engineers with thorough information about bike behavior. There is



also the information gathered in tests with prototypes, which turns Advanced Dynamics into the perfect tool to develop full suspension bikes.

Moreover, we have worked together with Fox to develop the setting for the soul of the Occam29: the shock absorber. An efficient pedal stroke, high speed and controlled descent need a special setting for the shock absorber. This is why it was one of the aspects we took care of for the best possible performance by this key component.

### 2. INNOVATIVE 29" GEOMETRY / OCCAM29

Speed, responsiveness, stability. These were three of the major goals the new 29er by Orbea should attain. To meet them, we developed the shortest chainstays (445mm) in a 29er. The head tube angle is 70° or 69° for full downhill control. The seat tube angle is 74° for great pedaling power. The longer top tube and the shorter stem work together for increased control.

### 3. CONCENTRIC 9-12

One of our construction solutions in the Occam, we have included it in the new Occam29 as well, as it minimizes weight, adds stiffness and safety, and facilitates the direct installation of disk brakes. The exclusive design of the Orbea C9-12 allows for excellent assemble of traditional rear hubs or the new 12mm thru axle hubs (X12, 12x142, 142mm, etc.).

### 4. SEALED BALL BEARINGS

A bike with four pivot points would need eight ball bearings. Our bike has as many as ten. This bike offers terrific sensitivity because sealed ball bearings are used rather than standard bushings. However, the rear shock mount is what makes the difference. It keeps the bike really stiff and sensitive, and reduces friction while creating an ultra compact system that can be felt in the bike's unbeatable performance.

### 5. DOWNTUBE CABLE HIGHWAY

The Downtube Cable Highway routing solution keeps things tidy and simple in the new Occam29. The cables run along the upper part of the down tube, which prevents interaction with both the suspension system and the pedaling.

The derailleur cable runs inside all along. The rear brake and gear cables run on the outside of the tube. This way, the bike gets rid of cable rub in the main pivot point, and the lower part of the tube allows for placing a protector or carrying the bike up impossible trails.





*“The Silver models are composed of light, high-modulus carbon fibers that provide stiffness and high impact resistance. It is a blend of high modulus fibers that ensure elasticity and high resistance.”*

#### 4. OMS AND ORBEA HYDRO


The Orbea Occam and the Occam29 are built in Silver Carbon or Hydro. The Silver models are composed of light, high-modulus carbon fibers that provide stiffness and high impact resistance. It is a blend of high modulus fibers that ensure elasticity and high resistance. This translates into a high performance bike that is as robust as a demanding rider like you needs.

The aluminum model is built in Orbea hydroformed triple butted aluminum. The material is extremely light and has impressive mechanical properties. It's made of aluminum, silicon and magnesium, and gets T4/T6 heat treatment at 565o C.

Also, it involves complex hydroforming and triple butting processes that save weight while increasing robustness and reliability.

#### 5. C9-12

One of our construction solutions in the Occam, we've included it in the new Occam29 as well, as it minimizes weight, adds stiffness and safety, and facilitates the direct installation of disk brakes. The exclusive design of the Orbea C9-12 allows for excellent assembly of traditional rear hubs or the new 12mm thru axle hubs (X12, 12x142, 142mm, etc.).



#### 6. SEALED BALL BEARINGS

A bike with four pivot points would need eight ball bearings. Our bike has as many as ten. This bike offers terrific sensitivity because sealed ball bearings are used instead of standard bushings. However, the rear shock mount is what makes the difference. It keeps the bike really stiff and sensitive, and reduces friction while creating an ultra compact system that can be felt in the bike's unbeatable performance.

#### 7. INSIDE BUSHING IN MAIN PIVOT POINT (28MM OD)

The main pivot point has an aluminum bushing, 28mm in diameter, to hold the 15mm ball bearings on both sides. Two conical parts add rigidity and watertightness as you tighten the main screw up. As a result, you get a precise, durable and noiseless bicycle.

#### 8. DOWNTUBE CABLE HIGHWAY

The Downtube Cable Highway routing solution keeps things tidy and simple in the new Occam29. The cables run along the upper part of the down tube, which prevents interaction with both the suspension system and the pedaling.

The derailleur cable runs inside all along. The rear brake and gear cables run on the outside of the tube. This way, the bike gets rid of cable rub in the main pivot point, and the lower part of the tube allows for placing a protector or carrying the bike up impossible trails.



OCCAM





# ERGONOMICS

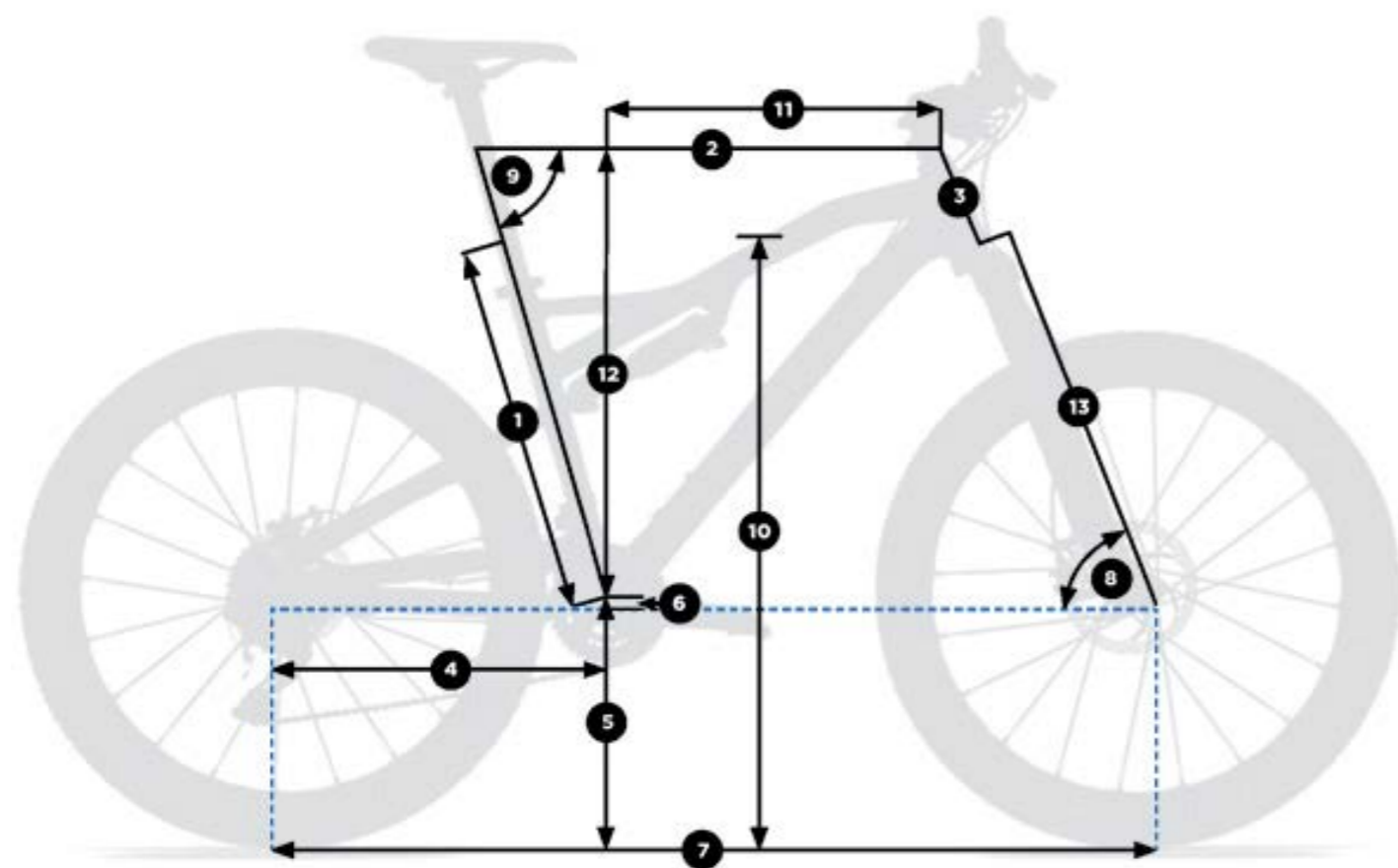
SIZE (mm)	XS	S	M	L
Crank	170	170	175	175
Stem	70	90	90	120
Handlebar	710	710	710	710

# SIZE

HEIGHT (cm)	SIZES
150-165	XS
160-175	S
170-185	M
180-198	L

# GEOMETRY

SIZES (mm)	XS	S	M	L
1. Seat tube	394mm	432mm	470mm	520mm
2. Top tube (EFF)	556mm	585mm	612mm	639mm
3. Head tube	110mm	120mm	130mm	145mm
4. Chain stay	420mm	420mm	420mm	420mm
5. BB height	323/354mm (26x2.2)	323/354mm (26x2.2)	323/354mm (26x2.2)	323/354mm (26x2.2)
6. BB offset	12mm	12mm	12mm	12mm
7. Wheelbase	1078mm	1108mm	1136mm	1165mm
8. Head angle	68.5°/67.5°	68.5°/67.5°	68.5°/67.5°	68.5°/67.5°
9. Seat angle	74.5°/73.5°	74.5°/73.5°	74.5°/73.5°	74.5°/73.5°
10. Standover	769mm	775mm	781mm	787mm
11. Reach	401mm	428mm	452mm	475mm
12. Stack	559mm	568mm	577mm	591mm
13. Fork length	493/511mm (120mm/140mm travel)	493/511mm (120mm/140mm travel)	493/511mm (120mm/140mm travel)	493/511mm (120mm/140mm travel)







## TECHNICAL FEATURES

Frame	ORBEA OCCAM OMS
Shock	FOX CTD BV LV REMOTE KASHIMA
Fork	FOX CTD REMOTE QR15 120 KASHIMA
Crankset	SHIMANO XTR 26x38 SHIMANO XTR 24x32x42 SRAM XX1 30T
Headset	INTEGRATED 1" 1/8 - 1" 1/2
Handlebar	RACE FACE NEXT RAISED
Stem	RACE FACE TURBINE FSA K-FORCE FLAT KIT
Shifters	SHIMANO XTR
Brakes	SHIMANO XTR XC RACE
Rear derailleur	SHIMANO XTR SHADOW
Front derailleur	SHIMANO XTR
Chain	SHIMANO CN-M981
Wheels	SHIMANO XTR 11-36 10S
Rear cogs	KENDA SLANT SIX 26x2,35 SCT
Tyres	KENDA SLANT SIX 26x2,35 SCT GEAX GOMA 26x2,25 TNT GEAX AKA 26x2,20 TNT
Pedals	NO SHIMANO PDM 980
Seat post	RACEFACE NEXT SL ROCK SHOX REVERB
Saddle	SELLE ROYAL FIZIK GOBI MG SELLE ITALIA SLR XC FLOW

## COLORS

RED  
D6YELLOW  
D5

## SIZES

XS, S, M, L.

## CODE

CODE: B252





## TECHNICAL FEATURES

Frame	ORBEA OCCAM OMS
Shock	FOX CTD BV LV REMOTE FOX CTD BV LV REMOTE KASHIMA
Fork	FOX CTD REMOTE QR15T 120 FOX 32 FIT CTD 120 REMOTE QR15 KASHIMA FOX 32 TALAS CTD 150 ADJUST QR15
Crankset	SHIMANO XT 24x38 SHIMANO XT 24x32x42
Headset	INTEGRATED 1" 1/8 - 1" 1/2
Handlebar	RACE FACE TURBINE RAISED
Stem	RACE FACE TURBINE OEM RACE FACE NEXT RAISED KIT
Shifters	SHIMANO SLX
Brakes	SHIMANO SLX DISC FORMULA R1
Rear derailleur	SHIMANO XTR SHADOW
Front derailleur	SHIMANO XT
Chain	SHIMANO HG75
Wheels	MAVIC CROSSMAX ST TL MAVIC CROSSMAX SLR
Rear cogs	SHIMANO HG81 11-36 10S
Tyres	KENDA SLANT SIX 26x2,35 SCT GEAX GOMA 26x2,25 TNT
Pedals	NO SHIMANO PDM 520
Seat post	RACE FACE TURBINE ROCK SHOX REVERB
Saddle	SELLE ROYAL FIZIK GOBI MG SELLE ITALIA SLR XC FLOW

## COLORS

RED  
D6YELLOW  
D5

## SIZES

XS, S, M, L.

## CODE

CODE: B251





## TECHNICAL FEATURES

Frame	ORBEA OCCAM OMS
Shock	FOX CTD BV ADJUST FOX CTD BV REMOTE
Fork	FOX TALAS CTD QR15T 150 FOX 32 FIT CTD 120 REMOTE QR15 FOX 32 FIT CTD 120 REMOTE QR15+FOX CTD BV REMOTE
Crankset	RACE FACE RIDE 24x36 BASH SHIMANO XT 24x32x42 SHIMANO XT 24x38
Headset	INTEGRATED 1" 1/8 - 1" 1/2
Handlebar	RACE FACE TURBINE RAISED
Stem	RACE FACE TURBINE OEM RACE FACE NEXT RAISED KIT
Shifters	SHIMANO SLX
Brakes	FORMULA T1S DISC SHIMANO SLX
Rear derailleur	SHIMANO XT
Front derailleur	SHIMANO SLX
Chain	SHIMANO HG75 BIONICON CHAINGUIDE
Wheels	SHIMANO XT TL MAVIC CROSSMAX SLR MAVIC CROSSMAX ST
Rear cogs	SHIMANO HG81 11-36 10S
Tyres	VITTORIA GEAX GOMA TNT 26x2.25 KENDA SLANT SIX 26x2,35/2,10 SCT
Pedals	NO SHIMANO PDM 520
Seat post	ROCK SHOX REVERB
Saddle	SELLE ROYAL FIZIK GOBI MG SELLE ITALIA SLR XC FLOW

## COLORS

RED  
D6YELLOW  
D5

## SIZES

XS, S, M, L.

## CODE

CODE: B253





## TECHNICAL FEATURES

ORBEA

Frame	ORBEA OCCAM OMS
Shock	FOX CTD FOX CTD BV REMOTE
Fork	FOX 32 FLOAT CTD 120 FOX 32 FIT CTD 120 REMOTE QR15 FOX 32 FLOAT CTD 140 QR15 FOX 32 FIT CTD 120 REMOTE QR15+FOX CTD BV REMOTE
Crankset	SHIMANO SLX 24x38 SHIMANO SLX 24x32x42
Headset	INTEGRATED 1" 1/8 - 1" 1/2
Handlebar	RACE FACE RIDE RAISED
Stem	RACE FACE ALU RACE FACE TURBINE RAISED KIT
Shifters	SHIMANO SLX
Brakes	FORMULA C1 DISC SHIMANO SLX
Rear derailleur	SHIMANO XT
Front derailleur	SHIMANO SLX
Chain	SHIMANO HG54
Wheels	MAVIC CROSS-ONE SHIMANO WH-MT66
Rear cogs	SHIMANO HG50 11-36 10S
Tyres	KENDA SLANT SIX 26x2,35 FB GEAX GOMA 26x2,25 FB
Pedals	NO SHIMANO PDM 520
Seat post	RACE FACE RIDE ROCK SHOX REVERB
Saddle	SELLE ITALIA NEKKAR SELLE ITALIA SL XC FLOW FIZIK GOBI MG

## COLORS

RED  
D6YELLOW  
D5

## SIZES

XS, S, M, L.

## CODE

CODE: B250





## TECHNICAL FEATURES

ORBEA

Frame	ORBEA OCCAM HYDRO
Shock	FOX CTD BV LV REMOTE FOX CTD BV LV REMOTE KASHIMA
Fork	FOX CTD REMOTE QR15T 120 FOX 32 FIT CTD 120 REMOTE QR15 KASHIMA FOX 32 TALAS CTD 150 ADJUST QR15
Crankset	SHIMANO XT 24x38 SHIMANO XT 24x32x42
Headset	INTEGRATED 1" 1/8 - 1" 1/2
Handlebar	RACE FACE TURBINE RAISED
Stem	RACE FACE TURBINE OEM RACE FACE NEXT RAISED KIT
Shifters	SHIMANO SLX
Brakes	SHIMANO SLX DISC FORMULA R1
Rear derailleur	SHIMANO XTR SHADOW
Front derailleur	SHIMANO XT
Chain	SHIMANO HG75
Wheels	SHIMANO WH-MT66 MAVIC CROSSMAX SLR MAVIC CROSSMAX ST
Rear cogs	SHIMANO HG81 11-36 10S
Tyres	KENDA SLANT SIX 26x2,35 SCT GEAX GOMA 26x2,25 TNT
Pedals	NO SHIMANO PDM 520
Seat post	RACE FACE TURBINE ROCK SHOX REVERB
Saddle	SELLE ITALIA NEKKAR SELLE ITALIA SL XC FLOW FIZIK GOBI MG

## COLORS

WHITE-RED  
 D8

TITANIUM  
 D9

## SIZES

XS, S, M, L.

## CODE

CODE: B248





TECHNICAL FEATURES

Frame	ORBEA OCCAM HYDRO
Shock	FOX CTD BV ADJUST FOX CTD BV REMOTE
Fork	FOX 32 FLOAT CTD 140 FOX 32 FIT CTD 120 REMOTE QR15 FOX 32 TALAS CTD 150 ADJUST QR15 FOX 32 FIT CTD 120 REMOTE QR15+FOX CTD BV REMOTE
Crankset	RACE FACE RIDE 24x36 BASH SHIMANO SLX 24x32x42 SHIMANO SLX 24x38
Headset	INTEGRATED 1" 1/8 - 1" 1/2
Handlebar	RACE FACE RIDE RAISED
Stem	RACE FACE ALU RACE FACE TURBINE RAISED KIT
Shifters	SHIMANO SLX
Brakes	FORMULA T1S DISC SHIMANO SLX
Rear derailleur	SHIMANO XT
Front derailleur	SHIMANO SLX
Chain	SHIMANO HG54 BIONICON CHAINGUIDE
Wheels	MAVIC CROSS-ONE SHIMANO WH-MT66 SHIMANO WH-XT
Rear cogs	SHIMANO HG50 11-36 10S
Tyres	VITTORIA GEAX GOMA FB 26x2.25 KENDA SLANT SIX 26x2,35/2,10 FB
Pedals	NO SHIMANO PDM 520
Seat post	RACE FACE RIDE ROCK SHOX REVERB
Saddle	SELLE ITALIA Q-BIK SELLE ITALIA SL XC FLOW

COLORS

 WHITE-RED  
D8

 TITANIUM  
D9

SIZES

XS, S, M, L.

CODE

CODE: B249





## TECHNICAL FEATURES

ORBEA

Frame	ORBEA OCCAM HYDRO
Shock	FOX CTD FOX CTD BV REMOTE
Fork	FOX 32 FLOAT CTD 120 FOX 32 FIT CTD 120 REMOTE QR15 FOX 32 FLOAT CTD 140 QR15 FOX 32 FIT CTD 120 REMOTE QR15+FOX CTD BV REMOTE
Crankset	SHIMANO DEORE 24x38 SHIMANO FCM-552 24x32x42
Headset	INTEGRATED 1" 1/8-1" 1/2
Handlebar	RACE FACE RIDE RAISED
Stem	RACE FACE ALU RACE FACE TURBINE RAISED KIT
Shifters	SHIMANO DEORE
Brakes	FORMULA C1 DISC SHIMANO SLX
Rear derailleur	SHIMANO SLX SHIMANO SLX TRAIL
Front derailleur	SHIMANO DEORE
Chain	SHIMANO HG54
Wheels	MAVIC X119 DISC MAVIC CROSSONE SHIMANO WH-MT66
Rear cogs	SHIMANO HG50 11-36 10S
Tyres	KENDA SLANT SIX 26x2,35 FB GEAX GOMA 26x2,25 FB
Pedals	NO SHIMANO PDM 520
Seat post	RACE FACE RIDE ROCK SHOX REVERB
Saddle	SELLE ITALIA Q-BIK SELLE ITALIA SL XC FLOW

## COLORS

WHITE-RED  
D8

TITANIUM  
D9

## SIZES

XS, S, M, L.

## CODE

CODE: B247





## TECHNICAL FEATURES

Frame	ORBEA OCCAM HYDRO
Shock	FOX CTD FOX CTD BV REMOTE
Fork	ROCK SHOX XC32 TK AIR 120 FOX 32 FLOAT CTD 120
Crankset	SHIMANO M552 24x32x42 SHIMANO FCM-625 24x38
Headset	INTEGRATED 1" 1/8-1" 1/2
Handlebar	RACE FACE RIDE RAISED
Stem	ORBEA OC-II RACE FACE RIDE KIT
Shifters	SHIMANO DEORE
Brakes	SHIMANO BR-M395 DISC FORMULA C1
Rear derailleur	SHIMANO DEORE SHIMANO SLX TRAIL
Front derailleur	SHIMANO DEORE
Chain	SHIMANO HG54
Wheels	MAVIC X119 DISC MAVIC CROSSONE SHIMANO WH-MT66
Rear cogs	SHIMANO HG50 11-36 10S
Tyres	KENDA SLANT SIX 26x2,35 FB GEAX GOMA 26x2,25 FB
Pedals	NO SHIMANO PDM 520
Seat post	ORBEA OC-II
Saddle	SELLE ITALIA Q-BIK SELLE ITALIA SL XC FLOW

## COLORS

WHITE-RED  
D8

TITANIUM  
D9

## SIZES

XS, S, M, L.

## CODE

CODE: B246



**OCCAM 129**





# ERGONOMICS

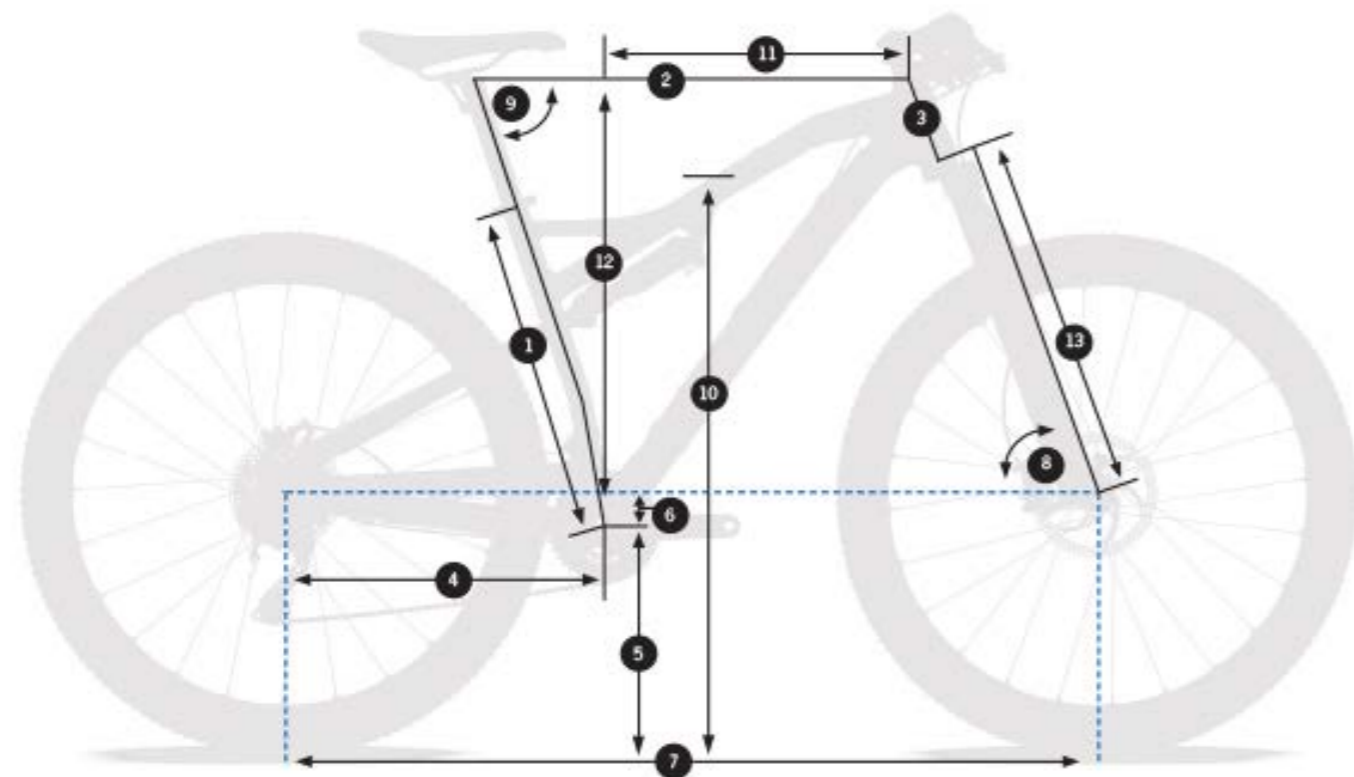
SIZE (mm)	S	M	L
Crank	170	175	175
Stem	60 (turbine 50)	70	90
Handlebar	670	670	670

# SIZE

HEIGHT (cm)	SIZES
160-175	S
170-185	M
180-198	L

# GEOMETRY

SIZES (mm)	S	M	L
1. Seat tube	420 mm	470 mm	520 mm
2. Top tube (EFF)	577 mm	612 mm	639 mm
3. Head tube	110 mm	120 mm	135 mm
4. Chain stay	445 mm	445 mm	445 mm
5. BB height	327 mm (29x2.2tire)	327 mm (29x2.2tire)	327 mm (29x2.2tire)
6. BB offset	44 mm	44 mm	44 mm
7. Wheelbase	1098 mm	1133 mm	1161 mm
8. Head angle	70°/69°	70°/69°	70°/69°
9. Seat angle	74°/73°	74°/73°	74°/73°
10. Standover	720 mm	755 mm	780 mm
11. Reach	402 mm	435 mm	458 mm
12. Stack	608 mm	618 mm	632 mm
13. Fork length	501 mm/521 mm	501 mm/521 mm	501 mm/521 mm







## TECHNICAL FEATURES

ORBEA

Frame	ORBEA OCCAM OMS 29
Shock	FOX CTD BV LV REMOTE KASHIMA
Fork	FOX CTD REMOTE QR15T 100 KASH FOX 29 FIT CTD 120 ADJUST QR15
Crankset	SHIMANO XTR 26X38 SHIMANO XTR 24X32X42 SRAM XX1 28T
Headset	INTEGRATED 1" 1/8 - 1" 1/2
Handlebar	RACE FACE NEXT FLAT FSA K-FORCE FLAT KIT
Stem	RACE FACE TURBINE
Shifters	SHIMANO XTR
Brakes	SHIMANO XTR XC RACE
Rear derailleur	SHIMANO XTR SHADOW
Front derailleur	SHIMANO XTR
Chain	SHIMANO CN-M981
Wheels	SRAM RISE 60 29 DISC
Rear cogs	SHIMANO XTR 11-36 10S
Tyres	KENDA SLANT SIX 29X2,20 SCT GEAX AKA 29X2,20 TNT
Pedals	NO SHIMANO PDM 980
Seat post	RACEFACE NEXT SL ROCK SHOX REVERB
Saddle	SELLE ROYAL FIZIK GOBI MG SELLE ITALIA SLR XC FLOW

## COLORS

RED  
D6WHITE-BLUE  
D7

## SIZES

S, M, L.

## CODE

CODE: B261





## TECHNICAL FEATURES

ORBEA

Frame	ORBEA OCCAM OMS 29
Shock	FOX CTD BV LV REMOTE
Fork	FOX CTD BV LV REMOTE KASHIMA FOX 29 FIT CTD REMOTE QR15 100 FOX 29 FIT CTD 100 REMOTE QR15 KASHIMA FOX 29 FIT CTD 120 ADJUST QR15
Crankset	SHIMANO XT 24X38 SHIMANO XT 22X30X40
Headset	INTEGRATED 1" 1/8 - 1" 1/2
Handlebar	RACE FACE TURBINE FLAT FSA SLK FLAT KIT RACE FACE NEXT FLAT KIT
Stem	RACE FACE TURBINE OEM
Shifters	SHIMANO SLX
Brakes	SHIMANO SLX DISC FORMULA R1
Rear derailleur	SHIMANO XTR SHADOW
Front derailleur	SHIMANO XT
Chain	SHIMANO HG75
Wheels	MAVIC CROSSMAX SLR
Rear cogs	SHIMANO HG81 11-36 10S
Tyres	KENDA SLANT SIX 29X2,20 SCT GEAX AKA 29X2,20 TNT
Pedals	NO SHIMANO PDM 520
Seat post	RACE FACE TURBINE ROCK SHOX REVERB
Saddle	SELLE ROYAL FIZIK GOBI MG SELLE ITALIA SLR XC FLOW

## COLORS

RED  
D6WHITE-BLUE  
D7

## SIZES

S, M, L.

## CODE

CODE: B260





## TECHNICAL FEATURES

ORBEA

Frame	ORBEA OCCAM OMS 29
Shock	FOX CTD ADJUST FOX CTD BV REMOTE
Fork	FOX 29 FIT CTD ADJUST QR15 120 FOX 29 FIT CTD 100 REMOTE QR15 FOX 29 FIT CTD 100 REMOTE QR15+FOX CTD BV REMOTE
Crankset	SHIMANO SLX 24X38 SHIMANO SLX 22X30X40
Headset	INTEGRATED 1" 1/8 - 1" 1/2
Handlebar	RACE FACE TURBINE FLAT FSA SLK FLAT KIT RACE FACE NEXT FLAT KIT
Stem	RACE FACE TURBINE OEM
Shifters	SHIMANO SLX
Brakes	FORMULA T1S DISC SHIMANO SLX
Rear derailleur	SHIMANO XT
Front derailleur	SHIMANO SLX
Chain	SHIMANO HG75
Wheels	SHIMANO XT MAVIC CROSSMAX SLR 29
Rear cogs	SHIMANO HG81 11-36 10S
Tyres	KENDA SLANT SIX 29X2,20 SCT GEAX AKA 29X2,20 TNT
Pedals	NO SHIMANO PDM 520
Seat post	RACE FACE TURBINE ROCK SHOX REVERB
Saddle	SELLE ROYAL FIZIK GOBI MG SELLE ITALIA SL XC FLOW

## COLORS

RED  
D6WHITE-BLUE  
D7

## SIZES

S, M, L.

## CODE

CODE: B259





## TECHNICAL FEATURES

ORBEA

Frame	ORBEA OCCAM OMS 29
Shock	FOX CTD SV FOX CTD BV REMOTE
Fork	FOX CTD O/C QR15T 100 FOX 29 FIT CTD 100 REMOTE QR15 FOX 29 FIT 120 ADJUST QR15 FOX 29 FIT CTD 100 REMOTE QR15+FOX CTD BV REMOTE
Crankset	SHIMANO SLX 24X38 SHIMANO SLX 22X30X40
Headset	INTEGRATED 1" 1/8 - 1" 1/2
Handlebar	RACE FACE RISE FLAT FSA SLK FLAT KIT RACE FACE TURBINE FLAT KIT
Stem	RACE FACE ALU
Shifters	SHIMANO SLX
Brakes	FORMULA C1 DISC SHIMANO SLX
Rear derailleur	SHIMANO XT
Front derailleur	SHIMANO SLX
Chain	SHIMANO HG54
Wheels	MAVIC CROSS-ONE SHIMANO WH-MT66 29 MAVIC CROSSMAX SLR 29
Rear cogs	SHIMANO HG50 11-36 10S
Tyres	KENDA SLANT SIX 29X2,20 FB GEAX AKA 29X2,20 XC
Pedals	NO SHIMANO PDM 520
Seat post	RACE FACE RIDE ROCK SHOX REVERB
Saddle	SELLE ITALIA NEKKAR SELLE ITALIA SL XC FLOW FIZIK GOBI MG

## COLORS

RED  
D6WHITE-BLUE  
D7

## SIZES

S, M, L.

## CODE

CODE: B258





## TECHNICAL FEATURES

ORBEA

Frame	ORBEA OCCAM HYDRO 29
Shock	FOX CTD BV LV REMOTE
Fork	FOX CTD BV LV REMOTE KASHIMA FOX 29 FIT CTD REMOTE QR15 100 FOX 29 FIT CTD 100 REMOTE QR15 KASHIMA FOX 29 FIT CTD 120 ADJUST QR15
Crankset	SHIMANO XT 24X38 SHIMANO XT 22X30X40
Headset	INTEGRATED 1" 1/8 - 1" 1/2
Handlebar	RACE FACE TURBINE FLAT FSA SLK FLAT KIT
Stem	RACE FACE TURBINE OEM
Shifters	SHIMANO SLX
Brakes	SHIMANO SLX DISC FORMULA R1
Rear derailleur	SHIMANO XTR SHADOW
Front derailleur	SHIMANO XT
Chain	SHIMANO HG75
Wheels	SHIMANO WH-MT66 29 MAVIC CROSSMAX SLR 29
Rear cogs	SHIMANO HG81 11-36 10S
Tyres	KENDA SLANT SIX 29X2,20 SCT GEAX AKA 29X2,20 TNT
Pedals	NO SHIMANO PDM 520
Seat post	RACE FACE TURBINE ROCK SHOX REVERB
Saddle	SELLE ITALIA NEKKAR SELLE ITALIA SL XC FLOW FIZIK GOBI MG

## COLORS

 WHITE-RED  
D8

 WHITE-BLUE  
DA

## SIZES

S, M, L.

## CODE

CODE: B257





Frame	ORBEA OCCAM HYDRO 29
Shock	FOX CTD ADJUST FOX CTD BV REMOTE
Fork	FOX 29 FIT CTD ADJUST QR15 120 FOX 29 FIT CTD 100 REMOTE QR15 FOX 29 FIT CTD 100 REMOTE QR15+FOX CTD BV REMOTE
Crankset	SHIMANO FCM625 24X38 SHIMANO FCM-622 22X30X40
Headset	INTEGRATED 1" 1/8 - 1" 1/2
Handlebar	RACE FACE RISE FLAT FSA SLK FLAT KIT RACE FACE TURBINE FLAT KIT
Stem	RACE FACE ALU
Shifters	SHIMANO SLX
Brakes	FORMULA T1S DISC FORMULA R1
Rear derailleur	SHIMANO XT
Front derailleur	SHIMANO SLX
Chain	SHIMANO HG54
Wheels	MAVIC CROSS-ONE SHIMANO WH-MT66 29
Rear cogs	SHIMANO HG50 11-36 10S
Tyres	KENDA SLANT SIX 29X2,20 FB GEAX AKA 29X2,20 XC
Pedals	NO SHIMANO PDM 520
Seat post	RACE FACE RIDE ROCK SHOX REVERB
Saddle	SELLE ITALIA Q-BIK SELLE ITALIA SL XC FLOW

## COLORS

 WHITE-RED  
D8

 WHITE-BLUE  
DA

## SIZES

S, M, L.

## CODE

CODE: B256





## TECHNICAL FEATURES

ORBEA

Frame	ORBEA OCCAM HYDRO 29
Shock	FOX CTD SV FOX CTD BV REMOTE
Fork	FOX CTD O/C QR15T 100 FOX 29 FIT CTD 100 REMOTE QR15 FOX 29 FIT CTD 120 ADJUST QR15 FOX 29 FIT CTD 100 REMOTE QR15+FOX CTD BV REMOTE
Crankset	SHIMANO FCM622 22X30X40 SHIMANO FCM-625 24X38
Headset	INTEGRATED 1" 1/8-1" 1/2
Handlebar	RACE FACE RISE FLAT RACE FACE TURBINE FLAT KIT
Stem	RACE FACE ALU
Shifters	SHIMANO DEORE
Brakes	FORMULA C1 DISC SHIMANO SLX
Rear derailleur	SHIMANO SLX SHIMANO SLX TRAIL
Front derailleur	SHIMANO DEORE
Chain	SHIMANO HG54
Wheels	MAVIC XM 119 DIS MAVIC CROSSONE 29 SHIMANO WH-MT66 29
Rear cogs	SHIMANO HG50 11-36 10S
Tyres	KENDA SLANT SIX 29X2,20 FB GEAX AKA 29X2,20 XC
Pedals	NO SHIMANO PDM 520
Seat post	RACE FACE RIDE ROCK SHOX REVERB
Saddle	SELLE ITALIA Q-BIK SELLE ITALIA SL XC FLOW

## COLORS

 WHITE-RED  
D8

 WHITE-BLUE  
DA

## SIZES

S, M, L.

## CODE

CODE: B255





## TECHNICAL FEATURES

ORBEA

Frame	ORBEA OCCAM HYDRO 29
Shock	FOX CTD SV FOX CTD BV REMOTE
Fork	ROCK SHOX XC32TK AIR 100 FOX 29 FLOAT CTD 100 QR15
Crankset	SHIMANO FCM622 22X30X40 SHIMANO FCM-625 24X38
Headset	INTEGRATED 1" 1/8-1" 1/2
Handlebar	RACE FACE RISE FLAT
Stem	ORBEA OC-II RACE FACE RIDE KIT
Shifters	SHIMANO DEORE
Brakes	SHIMANO BR-M395 DISC FORMULA C1
Rear derailleur	SHIMANO DEORE SHIMANO SLX TRAIL
Front derailleur	SHIMANO DEORE
Chain	SHIMANO HG54
Wheels	MAVIC XM 119 DISC MAVIC CROSSONE 29 SHIMANO WH-MT66 29
Rear cogs	SHIMANO HG50 11-36 10S
Tyres	KENDA SLANT SIX 29X2,20 FB GEAX AKA 29x2,20 XC
Pedals	NO SHIMANO PDM 520
Seat post	ORBEA OC-II
Saddle	SELLE ITALIA Q-BIK SELLE ITALIA SL XC FLOW

## COLORS

 WHITE-RED  
D8

 WHITE-BLUE  
DA

## SIZES

S, M, L.

## CODE

CODE: B254









NAME	Orbea Oiz
USE	XC Competition, XC Long Distance
CONSTRUCTION	Orbea Monocoque
ORBEA VALUES	Lifetime Warranty Orbea Design
TECHNOLOGY	Advanced Dynamics, U-Flexion by Orbea II, Monocoque, DCR. Weight: Frame w/s 1,5 kg

*"I love it. It climbs rough single tracks like a dream. And it's really confident on the descents. I've really enjoyed the new bike. Thanks again for having it ready for me to test. Hopefully, people are convinced now that it's a world-class performance bike"*

#### CATHARINE PENDREL

*She won the 2012 World Cup events in rounds in Mont-Sainte-Anne, Canada, and Windham, New York, riding a new bike. In Canada on a tough and technical course, she crushed her rivals. She was riding the new Orbea Oiz.*



Catharine 'Kika' Pendrel smiles at us after winning the World Championships 2011 in Champéry.



# HISTORY

## ORBEA: PURE-BRED CHARACTER.

Our goal was also a challenge: to create the best full suspension XC bike. It took us 18 months at Orbea, interviewing users, designing and creating 3D environments, making prototypes and, finally, making the dream of every XC enthusiast a reality. With the Advanced Dynamics technology, we got the geometry we needed, adjusted the configuration of the pivot points and obtained the lightest, most efficient and perfectly stiff bike on the market. It's the F1 of full suspension bikes: it's the new Oiz.

## NEW OIZ: BORN TO WIN.

After an unbeatable season, Catharine Pendrel became World Cup Champion for the second time, after winning the title in 2010. Without a doubt, today she is the best XC racer. So the Oiz was a winner even before being launched on the market! No-one knew it and yet everyone could see it. It was sent into orbit before it was born.



1



2

### 1 WC MT ST. ANNE CANADÁ

Two days before round 5 of the World Cup in Mont-Sainte-Anne, Canada, something came to Luna Chix from Orbea. The addressee was Catharine Pendrel. Along with the other riders of Luna Chix, she had participated in the development of the new Oiz. That day in June, Catharine got a prototype she would test in one of the most difficult courses in the World Cup. The Canadian rider of Luna Chix did something no-one thought she would do. She loved the bike and won the World Cup! It was the best possible start for this bike, even before being launched on the market.



### 2 WC WINDHAM NEW YORK

We called Catharine's Oiz 'the spy.' The reason was that we wanted her to test the bike in a race but concealing some features. Our designers created some graphics to hide the bike's shape. However, neither the Oiz nor Catharine were able to hide their world-class character, since they won in Windham too.





# ASSOCIATED TEAMS

# USERS

## LUNA CHIX.

The Luna Chix Pro Team is the most successful, longest-running team in the history of professional MTB and XTERRA racing. Luna Chix Pros have been in the Olympics (Georgia Gould - Bronze medal in London 2012), won World Championships in MTB (Catherine Pendrel – Champéry 2011) and XTERRA; the Overall UCI MTB World cup title three times; five US National Xterra Championships and countless national MTB and cyclo-cross championships in the US, Canada and Czech Republic.

### PRO USER.


**How many bikes they have?**  
1 Road / 3 Hardtail / 1 Full suspension / 3 Ciclocross  
**Kilometers per year**  
15.000 / 20.000  
**What other sports do they like?**  
Enduro, Cross country skiing  
**Reasons to change the bike**  
Improve performance  
**The perfect race**  
Nervous tracks, natural & technical sections, short and hard climbs

### EXPERT USER.

**How many bikes they have?**  
2/3 bikes (1 road, 1 or 2 MTB)  
**Kilometers per year**  
8.000  
**What other sports do they like?**  
Ski, Running  
**Reasons to change the bike**  
New bikes, materials, efficiency  
**The perfect race**  
Long, technical and hard tracks

### USER.

**How many bikes they have?**  
1 or 2 bikes  
**Kilometers per year**  
2.000  
**What other sports do they like?**  
Ski, football, running  
**Reasons to change the bike**  
Lightness, comfort, polyvalent  
**The perfect race**  
Marathon races, Orbea Monegros 29er.



1. Catharine Pendrel
2. Expert user
3. User



# CONCEPT

# FEATURES



## PURE-BRED CHARACTER.

Orbea Oiz is a Formula One-inspired full suspension bike for the most extraordinary feats. A light bike, the Oiz weighs less than 9kg. It is also incredibly stiff and efficient enough for you to pedal powerfully in trails with loose rocks and roots, or speed up and go as fast as the wind. A bike to improve your performance every day, thanks to its unbeatable winning spirit.

## TECHNOLOGY.

### 1. ADVANCED DYNAMICS

Advanced Dynamics is the most advanced full suspension design tool on the market. Leaving two-dimensional motion analysis behind, Orbea relies on virtual simulation to take into consideration the bike-rider interaction in all terrains. This way, we've determined the ideal location of pivot points for each type of bike: Rallon (enduro), Occam (trail/AM), Occam29 (long distance XC/marathon) and Oiz (XC).

Our racing teams Orbea Racing Team and Luna Chix helped us find the principles the new Oiz should be based on: traction, lightweight, stiffness and pedaling efficiency. Using the Advanced Dynamics software, we decided what the ideal configuration was of the pivot points to achieve our goals.

The main pivot point went up and was especially adapted to the double chainring that helps you deal with any obstacles on the trail, and the pivot point in the joints between chainstays and seatstays was removed using an F1 tech solution: flexible seatstays. In addition, customized shock absorbers were developed with the cooperation of RockShox and Fox.

In the Orbea design process, prototyping and field testing are a must. This time, it was Catharine Pendrel who tested the bike in the World Cup rounds in Mont-Sainte-Anne, Canada, and Windham, New York. After the races, she said:

I love it. It climbs rough single tracks like a dream. And it's really confident on the descents. I've really enjoyed the new bike. Thanks again for having it ready for me to test. Hopefully, people are convinced now that it's a world-class performance bike!

### Leverage Ratio

The leverage ratio curve achieved by this bike is perfect for pure XC rides. Ready to use with a SAG even lower than 20%, it keeps an excellent geometry, and the regressive design allows you to use the entire travel.

### 2. MONOCOQUE

The Oiz has been designed with competition in mind. This is why Orbea carbon fibers were used both in the front and rear triangles, the link, the hangers, and other parts. Developed with monocoque structure, the bike offers the highest durable quality and the lightest possible weight. It's a fact: the frame, shock absorber excluded, weighs 1.5kg.

### 3. UFO II (U-FLEXION BY ORBEA)

We've done away with the pivot point on the rear wheel axle. The technology developed for the previous Oiz was upgraded for the new machine with flexible seatstays. With this innovation, we make ultra-light bikes that require little maintenance and are stiffer for super fast acceleration like you've never seen in a full-suspension bike before.

The secret lies in the shape and materials. When properly handled, carbon can be bent, so we placed the fibers and shaped the seatstays in such a way that deformation doesn't reach the critical point. This technology, which has been long in use in F1 cars, delivers unrivaled weight-stiffness balance.

Along the lines of rigidity, we placed a steel tensor named Tensegrity in the joint between the link and the seatstays to balance lateral forces and provide optimal stiffness and very low weight. The construction solution does away with the rear axle that is used to increase stiffness but doesn't make a great looking frame. Instead, we designed a tensor to strengthen the seatstays-link joint with a very small yet highly effective element. How come no-one had come up with this idea before?

### 4. XC COMPETITION GEOMETRY

The Alma owes part of its success to the joint efforts made with our racing teams. It was the only way to develop the perfect geometry for XC racing. Our racers wanted a full-suspension Alma. And we adapted it to the requirements of a full suspension bike.

**Chainstays:** 420mm. They ensure brisk handling and regarding SAG, the geometry is the same as Alma's.

**Seat angle:** 74°. This is the angle you need in a race to go into attack position.

**Head angle:** 70°. Perfect for technical sections on trails full of obstacles. The head angle you need for this type of use is less aggressive than in a hardtail bike, since you have to overcome bends, rocks, roots, etc.





**5. DCR ①**

In our search for efficiency and the best solution for every request, we designed this bike with DCR, a system in which the cables run inside the frame. The Direct Cable Routing system protects the cables, dramatically reduces friction and enhances durability. Results: Very low weight, minimum maintenance, optimal performance.

DCR is a unique cable routing system that guides the brake, gear and derailleur cables in a direct, highly efficient way. We managed to reduce maintenance. Thanks to the sealing, mud is no longer a problem, and the cables run entirely along the inside of the Oiz so that cleaning it is really easy.

**6. FOX ICD INTEGRATION**

The Orbea Oiz is the first bike that is compatible with one of the latest revolutions in the bike market, the Fox iCD system. This electronic system that controls the fork and the shock absorber has the perfect partner in the Oiz, which can make full use of all its features.

**7. DOWNTUBE PATENT**

An exclusive design by Orbea, it works as a fender and results in improved frame rigidity and biker protection. The downtube widens, optimizing stiffness and providing protection against mud, water and other annoying elements.

**8. TAPERED HEADTUBE**

The Oiz features an oversized, tapered headtube. This tapered headtube 1 1/8-1.5" adds stiffness and steering precision.

**9. DIRECT POSTMOUNT**

Why have an adapter for the rear brake calipers when you can mount the brake directly on the frame? We did away with two bolts and an extra part, creating a simple, clean and rigid set. We developed a stiffer system to reduce braking noise and increase rigidity.

**10. PRESS FIT**

This bike comes with a press-fit bottom bracket. It's an ultra wide bottom bracket that ensures optimal stiffness and the best pedaling sensations. In addition, sealing and maintenance are within the desired levels.



OTZ





## ERGONOMICS

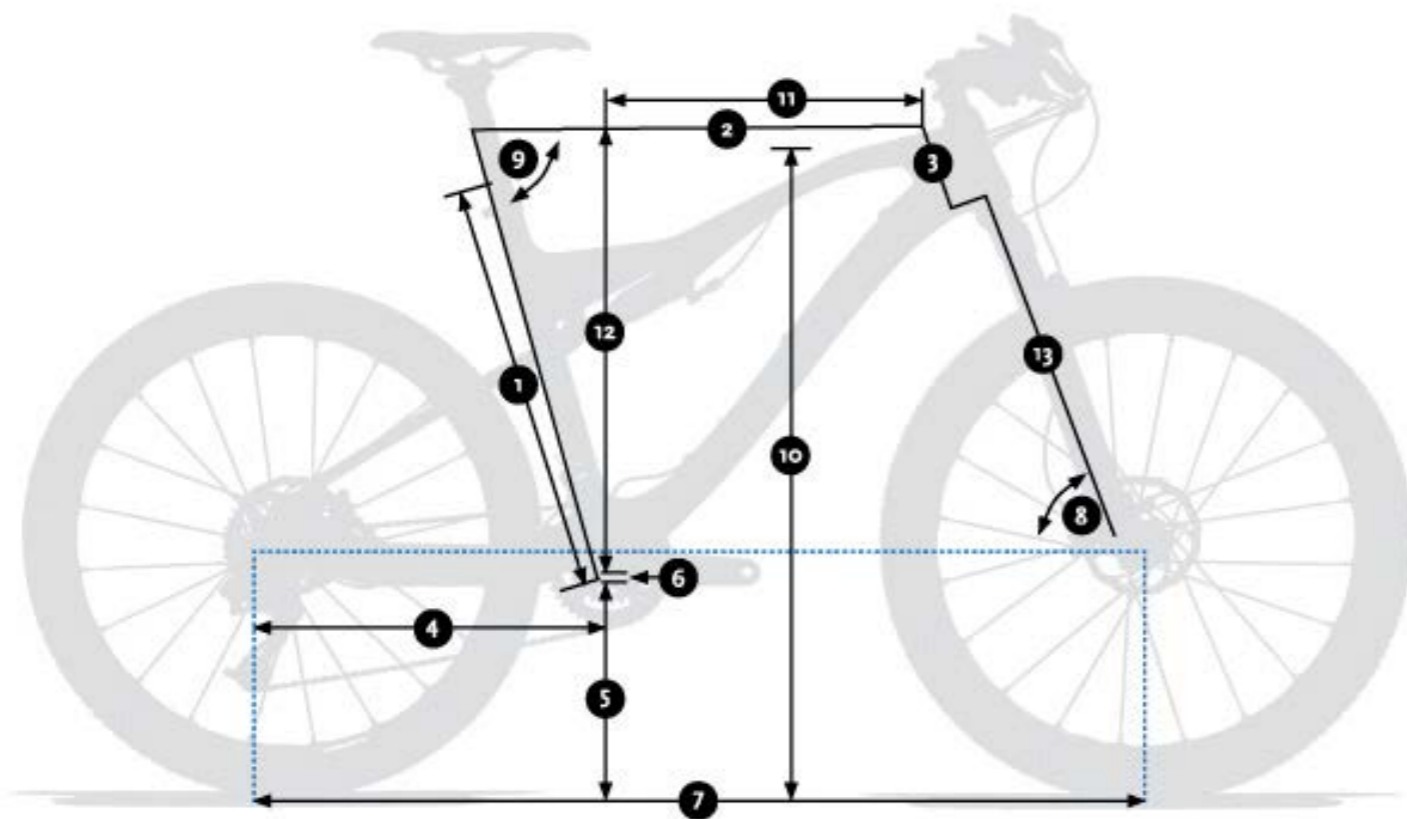
SIZE (mm)	XS	S	M	L
Crank	170	175	175	175
Stem	70	90	90	110
Handlebar	670	670	670	670

## SIZE

HEIGHT (cm)	SIZES
150-165	XS
160-175	S
170-185	M
180-198	L

## GEOMETRY

SIZES (mm)	XS	S	M	L
1. Seat tube	406mm	432mm	470mm	520mm
2. Top tube (EFF)	552mm	583mm	605mm	625mm
3. Head tube	110mm	115mm	120mm	125mm
4. Chain stay	420mm	420mm	420mm	420mm
5. BB height	319mm (26x2.0 tire)	319mm (26x2.0 tire)	319mm (26x2.0 tire)	319mm (26x2.0 tire)
6. BB offset	-15 (100mm fork) -8 (120mm fork)	-15 (100mm fork) -8 (120mm fork)	-15 (100mm fork) -8 (120mm fork)	-15 (100mm fork) -8 (120mm fork)
7. Wheelbase	1050mm	1081mm	1104mm	1124mm
8. Head angle	70° (100mm fork) 69° (120 mm fork)	70° (100mm fork) 69° (120 mm fork)	70° (100mm fork) 69° (120 mm fork)	70° (100mm fork) 69° (120 mm fork)
9. Seat angle	74° (100mm fork) 73° (120mm fork)	74° (100mm fork) 73° (120mm fork)	74° (100mm fork) 73° (120mm fork)	74° (100mm fork) 73° (120mm fork)
10. Standover	689mm	709mm	717mm	755mm
11. Reach	395mm	424mm	445mm	464mm
12. Stack	548mm	553mm	558mm	562mm
13. Fork length	473mm	473mm	473mm	473mm







OIZ M-LTD




## TECHNICAL FEATURES

ORBEA

Frame	ORBEA OIZ CARBON
Shock	FOX FLOAT ICD KASHIMA
Fork	FOX 32 FLOAT ICD KASHIMA QR15 FOX 32 FIT CTD100 REM QR15 KASH+FOX CTD BV REM KAS
Crankset	SRAM XX1 30T
Headset	INTEGRATED 1" 1/8 - 1" 1/2
Handlebar	FSA K-FORCE LIGHT SUPER K FLAT
Stem	FSA OS-99 CSI
Shifters	SRAM XX1
Brakes	SRAM AVID XX SHIMANO XTR XC RACE
Rear derailleur	SRAM XX1
Chain	SRAM PC XX1
Wheels	MAVIC CROSSMAX SLR TL
Rear cogs	SRAM XX 10-42 11S
Tyres	MAXXIS IKON 26X2,20 3C-SPEED KENDA SLANT SIX 26X2,10 SCT
Pedals	NO SHIMANO PDM 980
Seat post	FSA K-FORCE
Saddle	SELLE ITALIA SLR XC GEL FLOW

## COLORS

 RED  
L3

 BLUE  
L4

## SIZES

XS, S, M, L.

## CODE

CODE: B245





OIZ M-TEAM



## TECHNICAL FEATURES

ORBEA

Frame	ORBEA OIZ CARBON
Shock	FOX FLOAT CTD REMOTE KASHIMA
Fork	FOX CTD REMOTEQR15 100 KASHIMA
Crankset	SHIMANO XTR 26X38 SHIMANO XTR 24X32X42
Headset	INTEGRATED 1" 1/8 - 1" 1/2
Handlebar	FSA K-FORCE LIGHT SUPER K FLAT
Stem	FSA OS-99 CSI
Shifters	SHIMANO XTR
Brakes	SHIMANO XTR RACE
Rear derailleur	SHIMANO XTR SHADOW
Front derailleur	SHIMANO XTR
Chain	SHIMANO CN-M981
Rear cogs	SHIMANO XTR 11-36
Tyres	MAXXIS IKON 26X2,20 3C-SPEED KENDA SLANT SIX 26X2,10 SCT
Pedals	NO SHIMANO PDM 980
Seat post	FSA K-FORCE
Saddle	SELLE ITALIA SLR XC GEL FLOW

## COLORS

RED  
L3BLUE  
L4

## SIZES

XS, S, M, L.

## CODE

CODE: B244





OIZ M 10



## TECHNICAL FEATURES

ORBEA

Frame	ORBEA OIZ CARBON
Shock	FOX FLOAT CTD REMOTE KASHIMA
Fork	FOX CTD REMOTEQR15 100 KASHIMA FOX 32 FIT CTD 120 REMOTE QR15
Crankset	SHIMANO XT 24X38 SHIMANO XT 24X32X42
Headset	INTEGRATED 1" 1/8 - 1" 1/2
Handlebar	FSA SLK OS FLAT FSA K-FORCE FLAT KIT
Stem	FSA SLK
Shifters	SHIMANO XT
Brakes	FORMULA R1 DISC SHIMANO XTR XC RACE
Rear derailleur	SHIMANO XTR SHADOW
Front derailleur	SHIMANO XT
Chain	SHIMANO HG75
Wheels	SHIMANO XT TL MAVIC CROSSMAX SLR
Rear cogs	SHIMANO HG81 11-36 10S
Tyres	VITTORIA GEAX AKA TNT 26X2.20 KENDA SLANT SIX 26X2,10 SCT
Pedals	NO SHIMANO PDM 980
Seat post	FSA SLK
Saddle	SELLE ITALIA SLR XC GEL FLOW

## COLORS

RED  
L3BLUE  
L4

## SIZES

XS, S, M, L.

## CODE

CODE: B243





OIZ M 20



## TECHNICAL FEATURES

ORBEA

Frame	ORBEA OIZ CARBON
Shock	FOX FLOAT CTD REMOTE FOX CTD BV LV REMOTE KASHIMA
Fork	FOX CTD REMOTEQR15 100 KASHIMA FOX 32 FIT CTD 120 REMOTE QR15
Crankset	SHIMANO XT 24X38 SHIMANO XT 24X32X42
Headset	INTEGRATED 1" 1/8 - 1" 1/2
Handlebar	RACE FACE ALU RAISED FSA SLK FLAT KIT
Stem	RACE FACE ALU
Shifters	SHIMANO SLX
Brakes	SHIMANO SLX DISC FORMULA R1
Rear derailleur	SHIMANO XTR SHADOW
Front derailleur	SHIMANO XT
Chain	SHIMANO HG75
Wheels	SHIMANO XT TL MAVIC CROSSMAX SLR
Rear cogs	SHIMANO HG81 11-36 10S
Tyres	VITTORIA GEAX AKA TNT 26X2.20 KENDA SLANT SIX 26X2,10 SCT
Pedals	NO SHIMANO PDM 520
Seat post	RACE FACE RIDE
Saddle	SELLE ITALIA SL XC FLOW SELLE ITALIA SLR XC FLOW

## COLORS

RED  
L1WHITE  
L2

## SIZES

XS, S, M, L.

## CODE

CODE: B242





OIZ M 30



## TECHNICAL FEATURES

ORBEA

Frame	ORBEA OIZ CARBON
Shock	FOX FLOAT CTD REMOTE FOX CTD BV LV REMOTE KASHIMA
Fork	FOX CTD REMOTE QR15T 120 FOX 32 FIT CTD 100 REMOTE QR15 KASHIMA
Crankset	SHIMANO SLX 24X38 SHIMANO SLX 24X32X42
Headset	INTEGRATED 1" 1/8 - 1" 1/2
Handlebar	RACE FACE RISE FLAT FSA SLK FLAT KIT
Stem	RACE FACE ALU
Shifters	SHIMANO SLX
Brakes	SHIMANO SLX DISC FORMULA R1
Rear derailleur	SHIMANO XT SHADOW
Front derailleur	SHIMANO SLX
Chain	SHIMANO HG75
Wheels	SHIMANO WH-MT66 SHIMANO WH-XT MAVIC CROSSMAX SLR
Rear cogs	SHIMANO HG50 11-36 10S
Tyres	VITTORIA GEAX AKA TNT 26X2.20 KENDA SLANT SIX 26X2,10 SCT
Pedals	NO SHIMANO PDM 520
Seat post	RACE FACE RIDE
Saddle	SELLE ITALIA SL XC FLOW SELLE ITALIA SLR XC FLOW

## COLORS

 RED  
L1

 WHITE  
L2

## SIZES

XS, S, M, L.

## CODE

CODE: B241





OIZ M 50



## TECHNICAL FEATURES

ORBEA

Frame	ORBEA OIZ CARBON
Shock	FOX FLOAT CTD REMOTE FOX CTD BV LV REMOTE KASHIMA
Fork	FOX 32 FLOAT CTD O/B 100 FOX 32 FIT CTD 120 REMOTE QR15 FOX32 FIT CTD 100 REMOTE QR15 KASHIMA
Crankset	SHIMANO FCM625 24X38 SHIMANO FCM-552 24X32X42
Headset	INTEGRATED 1" 1/8 - 1" 1/2
Handlebar	RACE FACE ALU RAISED FSA SLK FLAT KIT
Stem	RACE FACE ALU
Shifters	SHIMANO DEORE
Brakes	FORMULA C1 DISC SHIMANO SLX
Rear derailleur	SHIMANO SLX
Front derailleur	SHIMANO DEORE
Chain	SHIMANO HG54
Wheels	MAVIC CROSS-ONE SHIMANO WH-MT66 MAVIC CROSSMAX SLR
Rear cogs	SHIMANO HG50 11-36 10S
Tyres	VITTORIA GEAX AKA XC 26X2.20 KENDA SLANT SIX 26X2,10 FB
Pedals	NO SHIMANO PDM 520
Seat post	RACE FACE RIDE
Saddle	SELLE ITALIA SL XC FLOW SELLE ITALIA SLR XC FLOW

## COLORS

RED  
L1WHITE  
L2

## SIZES

XS, S, M, L.

## CODE

CODE: B240







ALMA

NAME	Orbea Alma
USE	XC Competición
CONSTRUCTION	Monocoque
ORBEA VALUES	Lifetime Warranty Orbea Design
TECHNOLOGY	Monocoque, 4x4, Big Wheels Concept, DCR, Di2 ready

"I train every day because I want to win. It's my obsession. Wins come in the blink of an eye, but all the previous training takes a lot of time and effort. All of my muscles work as a perfect machine in my attempt to get better day after day. Alma is an essential complement when I try to become one with the toughest of terrains and win. It's as light as a feather, still so stiff that when I speed up, my rivals feel the impact, and it adapts to my characteristics like no other. Oh, and it's as nice as nature."

#### GEORGIA GOULD

Rider of Luna Chix. In races, she rides an Alma.





# HISTORY



ORBEA

## 2000 STARSHIP KILO.

First XC frame by Orbea made with Alu 6000 and triple butted tubes. Iñaki Lejarreta was the first rider to become Junior World Championship riding with this frame in 2000. Orbea Racing Team teammate Marga Fullana dominated and won numerous races of the World Cup with this machine. Carlos Coloma, Cédric Ravanel, Cécile Rode and Roberto Lezaun dominated cross country races on a Starship.



## 2005.

Alma was born in 2005 to conquer the mountains. The carbon fibers that run along the monocoque frame and all the technologies used in its construction made it a reference in its own segment.

### THE FIRST STEP TOWARD MTB GLORY

The bike that was to lead the way to the future of MTB was born. A mountain bike with monocoque construction and all of Orbea's know-how of carbon-fiber technology. A bike that made everyone sigh when it rolled by, that everyone found amazing when they realized how light, stiff and smooth it was.



## 2008. ORBEA ALMA SL 2.5R, A GOLD BICYCLE.

Winning gold is no piece of cake. You need the best biker ever and the best XC bike.

The Olympic Games in Beijing witnessed Julien Absalon and the Alma on top of Mount Olympus, where only superb bikes can be. Orbea put a limited edition of this bike on the market, staging an authentic revolution. It was the predecessor of the new model we introduced immediately afterwards, in which we applied our knowledge, passion and technologies. At that time, Orbea Racing Team, including Julien Absalon, Iñaki Lejarreta and Rubén Ruzafa, dominated the XC World Cup and World Championships. In 2007, Absalon became World Champion in Fort William.



## 2010. WE HAD A DREAM LAST NIGHT: IT WAS THE ALMA.

Alma is a dream. It's technology taken to the next level.

The flag of freedom on the mountaintop. This was how we described the second-generation Alma in September 2010. On the same path, the new Alma is bound to be the leader on the market and in races as well. We've worked hard to make an all-racing machine with an innovative design, as Orbea usually does. It is in our DNA; the Alma is like Orbea's soul.



## 2014 ALMA, POWER HAS NEVER BEEN SO SUBTLE.

Alma. Power has never been so subtle. After all these years, with all we've learned (good and not so good), we've moved further. Today, we're launching a state-of-the-art bike, developed with the latest technologies, design and engineering. An XC bike that is to lay the foundations for the future, because no-one will be able to overpower it.





## USERS

## ASSOCIATED TEAMS

### PRO USER. GEORGIA GOULD

*How many bikes have you got?*  
2 roadies / 3 cyclo-cross / 3 hardtail / 2 full-suspension  
*Kilometers rolled a year*  
15,000 - 25,000  
*Do you do other sports?*  
Enduro racing, long distance skiing, running.  
*Reasons to change bikes?*  
To improve performance.  
*Ideal outing?*  
Fast, long circuits with tough, technical climbs.

### EXPERIENCED USER

*How many bikes have you got?*  
2-3 (road bike and MTB)  
*Kilometers rolled a year*  
8,000  
*Do you do other sports?*  
Skiing, running.  
*Reasons to change bikes?*  
New bikes, materials, efficiency.  
*Ideal outing?*  
Tough, long technical trails.

### FRELIFER USER

*How many bikes have you got?*  
1-3 bikes  
*Kilometers rolled a year*  
2,000  
*Do you do other sports?*  
Skiing, football, running.  
*Reasons to change bikes?*  
Weight, comfort, versatility.  
*Ideal outing?*  
Marathons, Orbea Monegros 29er.

### LUNA CHIX PRO.

The Luna Chix Pro Team is the most successful, longest-running team in the history of professional MTB and XTERRA racing. Luna Chix Pros have been in the Olympics (Georgia Gould - Bronze medal in London 2012), won World Championships in MTB (Catherine Pendrel - Champéry 2011) and XTERRA; the Overall UCI MTB World cup title three times; five US National Xterra Championships and countless national MTB and cyclo-cross championships in the US, Canada and Czech Republic.



 Luna Chix team rider.



# CONCEPT

# FEATURES



## POWER HAS NEVER BEEN SO SUBTLE

The most exciting objects are those that illicit desire without reason. They have a personality that gives them life. A personality that makes them unique. To some, it is simply a bicycle. To others, it is inspiration. Desire. A communication between the heart and the mind. An organic feeling, applied with mastery...with respect to the history of the object...and treated to the smallest detail, makes it...an object of desire.

Smooth becomes strength. Agility becomes accuracy. Lightness becomes power. Organic becomes pure emotion. Alma. Power has never been so subtle.

## TECHNOLOGY.

### 1. Monocoque

The philosophy behind our bike design and manufacture leads us to put excellent, extremely durable solutions on the market. This is the reason why we have chosen the monocoque construction system. Constructed in a single piece, our frames offer the best capabilities in terms of light weight, stiffness and comfort.

*Light weight:* Made from carbon fibers, the Alma weighs only 950g.

*Stiffness:* The frames using monocoque construction have optimal rigidity for better rides and longer durability. The tests we perform on all the frames to check compliance with industry standards guarantee their reliability. Tests are performed to check the bike's lateral and vertical rigidity (seat tube, bottom bracket, headtube), among other features, before the machine reaches the market. That is, before hitting the road, so that everything runs smoothly on the bike.



*Comfort:* XC courses are explosive and demanding. To face them, you need a bicycle that responds in every pedal stroke, that helps improve your performance. To make a responsive bike, we've extended the length of the chainstays and the downtube but reduced that of the top tube and the seatstays. The result is optimal rigidity of the lower part of the frame and increased comfort of the upper part. Facts speak for themselves: we make 211% more comfortable bikes while retaining the desired stiffness.

The new Alma has a 27.2mm-diameter seatpost for maximum comfort and performance.

### 2. 4x4

4x4 means full traction. Absolute reliability. Best results on any surface. This is Alma and this is its characteristic technology. Look at the Alma frame to see that both the front and the rear triangles are four-point instead of three-point triangles, as you might expect. We go beyond tradition and logic and we have many good reasons to do so:

*Rear triangle:* It has a longer distance between the anchor points of the seatstays and chainstays in the front triangle. By means of a gap, we obtained a longer distance between the chainstays and the seatstays. Direct consequences: With a longer distance we improved lateral rigidity by 15%. Besides, lateral torsion is considerably lower than in the frames made by our rivals.



*Front triangle:* A turn only 10cm from the seat tube, a new point that adds to the previous three to make a four-point triangle. Magic. 4x4. Advantages of this new feature:

*Improved rigidity:* We improved the Alma's lateral rigidity by 15%.

*Improved comfort:* The new angles created on the front and rear triangles allow the downtube and seat tube to merge in a lower area for greater impact absorption, even on the roughest terrains. With this we make 211% more comfortable bikes.

*Less lateral torsion:* The reduced lateral torsion means better transmission of the rider's power.

### 3. BWC

The Alma geometry has been redesigned for better adaptation of the frame to various sizes: the bottom bracket moved up and the headtube became shorter. The result is an unrivaled attack position in XC races.

*Stack and reach:* The stack & reach concept involves the longitudinal measures from the seat to the handlebar and from the headtube to the front wheel axle. Taking these measurements, we passed from the previous seven sizes for the Alma 26 and 29 to the current five sizes (two with 27.5" and three with 29" wheels) to cater for the whole range of XC riders.

*Chainstays:* The chainstays of the Alma are the shortest on the market. Being 436mm in length with 29" wheels and 423mm with 27.5" wheels, this bike performs great in all courses, with the best rear drivetrain response.



ORBEA

*Sizes.* The new Alma's geometry grows linearly, and with this concept, the smaller sizes come with 27.5" wheels while the bigger ones use 29" wheels. We believe size matters: the bigger the better. This is why we approach sizes considering users' height. Depending on how tall users are, we offer them bikes with 27.5" or 29" wheels. Features. Arguments

SIZE	DIAMETER	WHEEL
16	27,5	S
17,5	27,5	M
17,5	29	M
19	29	L
21,5	29	XL



# FEATURES

## 4. DCR


Cables run inside the frame: Direct cable routing (DCR) is a unique cable routing system that guides the brake, gear and derailleur cables in a direct, highly efficient way. This system allows for lower maintenance and an absolutely clean bike.

- Lighter weight.
- Less maintenance, protection from the elements (mud, dirt, etc.).
- Less friction.
- More durability.

## 5. Press fit

The Press Fit system of the Alma provides extra rigidity, enhanced transfer of power to pedals and lighter weight. The bottom bracket moved up 5mm for improved performance on technical or rocky sections.

- Ultralight.
- Stiffer.
- Optimal transfer of power to pedals.



## 6. Direct Post Mount

Why have an adapter for the rear brake calipers when you can mount the brake directly on the frame? We've done away with two bolts and an extra part, creating a simple, clean and rigid set. We've developed a stiffer system to reduce braking noise and increase rigidity.


## 7. Tapered Headtube

The Alma features an oversize tapered headtube 1 1/8-1.5" that adds rigidity and riding precision. Also the headtube is shorter for better riding position. Longer headtubes hamper maneuverability, which is why our tubes feature an optimal length that enable users ride the Alma smoothly, even in difficult environments.

## 8. Di2 Ready

The new Alma is ready to carry new technologies. Ahead of the times, this frame is compatible with electronic gearing systems, which are bound to become the standard system in mountain bikes. The Alma can accommodate the battery pack of the new electronic gear-shifting system, which allows for effortless shifting, requires low maintenance and will certainly place our bike with the most advanced in terms of industry technology.









# ERGONOMICS. NEW M

# SIZE

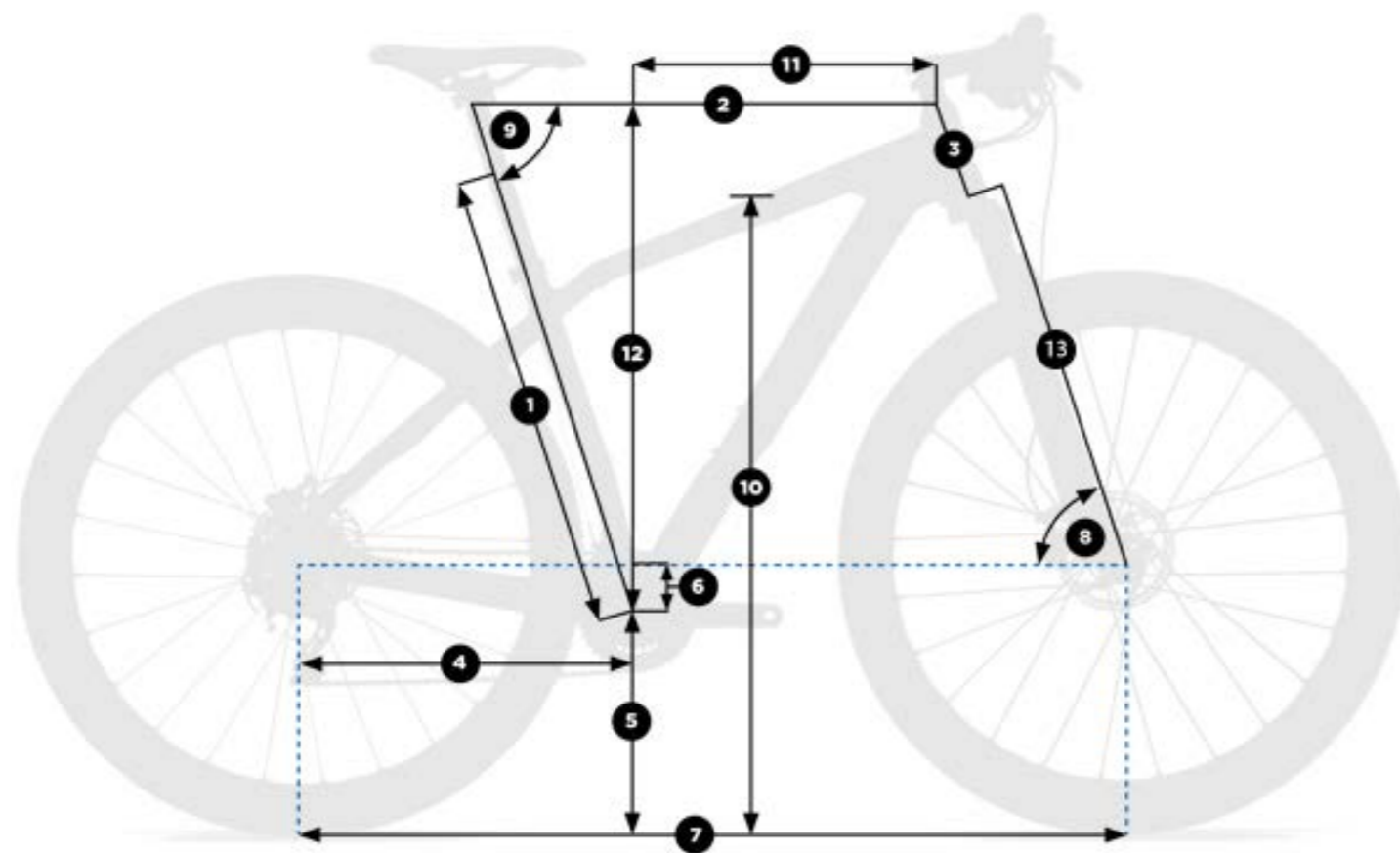
# GEOMETRY

SIZE (mm)	27"		29"		
	16"/S	17,5"/M	17,5"/M	19"/L	21"/XL
Crank	170	175	175	175	175
Stem	70	90	90	90	110
Handlebar	710	710	710	710	710

27,5"	
HEIGHT (cm)	SIZES
155-170	16-S
165-180	17,5"-M

29"	
HEIGHT (cm)	SIZES
165-180	17,5"-M
175-190	19"-L
185-198	21,5"-XL

SIZES (mm)	27"		29"		
	16"/S	17,5"/M	17,5"/M	19"/L	21"/XL
1. Seat tube	400	445	445	483	533
2. Top tube (EFF)	552	583 mm	591	613	638
3. Head tube	95	105	100	110	125
4. Chain stay	423		436		
5. BB height	313		310		
6. BB offset	-42		-60		
7. Wheelbase	1038	1070	1084	1106	1132
8. Head angle	70,5°				
9. Seat angle	73,5°				
10. Standover	720	747	747	777	820
11. Reach	380	409	409	423	449
12. Stack	577	587	611	621	635
13. Fork length	489 (100 mm)		501 (100 mm)		







ALMA M-LTD



## TECHNICAL FEATURES

ORBEA

Frame	ORBEA ALMA OMR
Fork	FOX ICD QR15T 100 KASHIMA FOX FIT CTD 100 REMOTE QR15 KASHIMA
Crankset	SRAM XX1 28T
Headset	INTEGRATED 1" 1/8 - 1" 1/2
Handlebar	FSA K-FORCE LIGHT SUPER K FLAT
Stem	FSA OS-99 CSI
Shifters	SRAM XX1
Brakes	SRAM AVID XX SHIMANO XTR XC RACE
Rear Derailleurs	SRAM XX1
Chain	SRAM PC XX1
Wheels	MAVIC CROSSMAX SLR
Rear Cogs	SRAM XX 10-42 11S
Tyres	MAXXIS IKON 3C-SPEED 2,20
Pedals	NO SHIMANO PDM 980
Seat Post	FSA K-FORCE LIGHT DI2
Saddle	SELLE ITALIA SLR XC GEL FLOW

## COLORS

 RED-BLUE  
RD

 WHITE-BLUE  
RF

## SIZES

27,5" S, M. / 29" M, L, XL.

## CODE

CODE: B239





## ALMA M-TEAM



## TECHNICAL FEATURES

ORBEA

Frame	ORBEA ALMA OMR
Fork	FOX CTD REMOTE QR15T 100 KASH
Crankset	SHIMANO XTR 26x38 SHIMANO XTR 24x32x42
Headset	INTEGRATED 1" 1/8 - 1" 1/2
Handlebar	FSA K-FORCE LIGHT SUPER K FLAT
Stem	FSA OS-99 CSI
Shifters	SHIMANO XTR
Brakes	SHIMANO XTR XC RACE
Rear Derailleurs	SHIMANO XTR SHADOW
Front Derailleurs	SHIMANO XTR
Chain	SHIMANO CN-M981
Wheels	MAVIC CROSSMAX SLR
Rear Cogs	SHIMANO XTR 11-36 10S
Tyres	MAXXIS IKON 3C-SPEED 2,20
Pedals	NO SHIMANO PDM 980
Seat Post	FSA K-FORCE LIGHT
Saddle	SELLE ITALIA SLR XC GEL FLOW

## COLORS

 RED-BLUE  
RD

 WHITE-BLUE  
RF

## SIZES

27,5" S, M. / 29" M, L, XL.

## CODE

CODE: B238





ALMA M 10



## TECHNICAL FEATURES

ORBEA

Frame	ORBEA ALMA OMR
Fork	FOX FIT CTD REMOTE QR15 100 FOX FIT CTD 100 REMOTE QR15 KASHIMA
Crankset	SHIMANO XT 24x38 SHIMANO XT 22x30x40
Headset	INTEGRATED 1" 1/8 - 1" 1/2
Handlebar	FSA SLK OS FLAT FSA K-FORCE FLAT KIT
Stem	FSA SLK
Shifters	SHIMANO XT
Brakes	FORMULA R1 DISC SHIMANO XTR XC RACE
Rear Derailleurs	SHIMANO XTR SHADOW
Front Derailleurs	SHIMANO XT
Chain	SHIMANO HG75
Wheels	SHIMANO XT MAVIC CROSSMAX SLR
Rear Cogs	SHIMANO HG81 11-36 10S
Tyres	VITTORIA GEAX AKA TNT 2.20
Pedals	NO SHIMANO PDM 980
Seat Post	FSA SLK
Saddle	SELLE ITALIA SL XC FLOW SELLE ITALIA SLR XC FLOW

## COLORS

 RED-BLUE  
RD

 WHITE-BLUE  
RF

## SIZES

27,5" S, M. / 29" M, L, XL.

## CODE

CODE: B237





ALMA M 20



TECHNICAL FEATURES



Frame	ORBEA ALMA OMP
Fork	FOX FIT CTD REMOTE QR15 100 FOX FIT CTD 100 REMOTE QR15 KASHIMA
Crankset	SHIMANO XT 24x38 SHIMANO XT 22x30x40
Headset	INTEGRATED 1" 1/8 - 1" 1/2
Handlebar	RACE FACE RISE FLAT FSA SLK FLAT KIT
Stem	RACE FACE ALU
Shifters	SHIMANO SLX
Brakes	SHIMANO SLX DISC FORMULA R1
Rear Derailleurs	SHIMANO XTR SHADOW
Front Derailleurs	SHIMANO XT
Chain	SHIMANO HG75
Wheels	SHIMANO XT MAVIC CROSSMAX SLR
Rear Cogs	SHIMANO HG81 11-36 10S
Tyres	VITTORIA GEAX AKA TNT 2.20
Pedals	NO SHIMANO PDM 520
Seat Post	RACE FACE RIDE
Saddle	SELLE ITALIA SL XC FLOW SELLE ITALIA SLR XC FLOW

COLORS



RED  
RA



WHITE  
RB

SIZES

27,5" S, M. / 29" M, L, XL.

CODE

CODE: B236





## ALMA M 30



## TECHNICAL FEATURES

ORBEA

Frame	ORBEA ALMA OMP
Fork	FOX CTD O/C QR15T 100 FOX FIT CTD 100 REMOTE QR15
Crankset	SHIMANO SLX 24x38 SHIMANO SLX 22x30x40
Headset	INTEGRATED 1" 1/8 - 1" 1/2
Handlebar	RACE FACE RISE FLAT FSA SLK FLAT KIT
Stem	RACE FACE ALU
Shifters	SHIMANO SLX
Brakes	SHIMANO SLX DISC FORMULA R1
Rear Derailleurs	SHIMANO XT
Front Derailleurs	SHIMANO SLX
Chain	SHIMANO HG75
Wheels	MAVIC CROSS-ONE SHIMANO WH-XT MAVIC CROSSMAX SLR
Rear Cogs	SHIMANO HG50 11-36 10S
Tyres	VITTORIA GEAX AKA XC 2.20
Pedals	NO SHIMANO PDM 520
Seat Post	RACE FACE RIDE
Saddle	SELLE ITALIA SL XC FLOW SELLE ITALIA SLR XC FLOW

## COLORS

RED  
RAWHITE  
RB

## SIZES

27,5" S, M. / 29" M, L, XL.

## CODE

CODE: B235





## ALMA M 50



## COLORS

RED  
RAWHITE  
RB

## SIZES

27,5" S, M. / 29" M, L, XL.

## TECHNICAL FEATURES

ORBEA

Frame	ORBEA ALMA OMP
Fork	FOX CTD O/C QR15T 100 FOX FIT CTD 100 REMOTE QR15
Crankset	SHIMANO FCM622 22x30x40 SHIMANO FCM-625 24x38
Headset	INTEGRATED 1" 1/8-1" 1/2
Handlebar	RACE FACE RISE FLAT FSA SLK FLAT KIT
Stem	RACE FACE ALU
Shifters	SHIMANO DEORE
Brakes	FORMULA C1 DISC SHIMANO SLX
Rear Derailleurs	SHIMANO XT
Front Derailleurs	SHIMANO SLX
Chain	SHIMANO HG54
Wheels	MAVIC XM 119 DISC MAVIC CROSS ONE SHIMANO WH-XT
Rear Cogs	SHIMANO HG50 11-36 10S
Tyres	VITTORIA GEAX AKA XC 2.20
Pedals	NO SHIMANO PDM 520
Seat Post	RACE FACE RIDE
Saddle	SELLE ITALIA X1 SELLE ITALIA SL XC FLOW

## CODE

CODE: B234





# ERGONOMICS. 29H

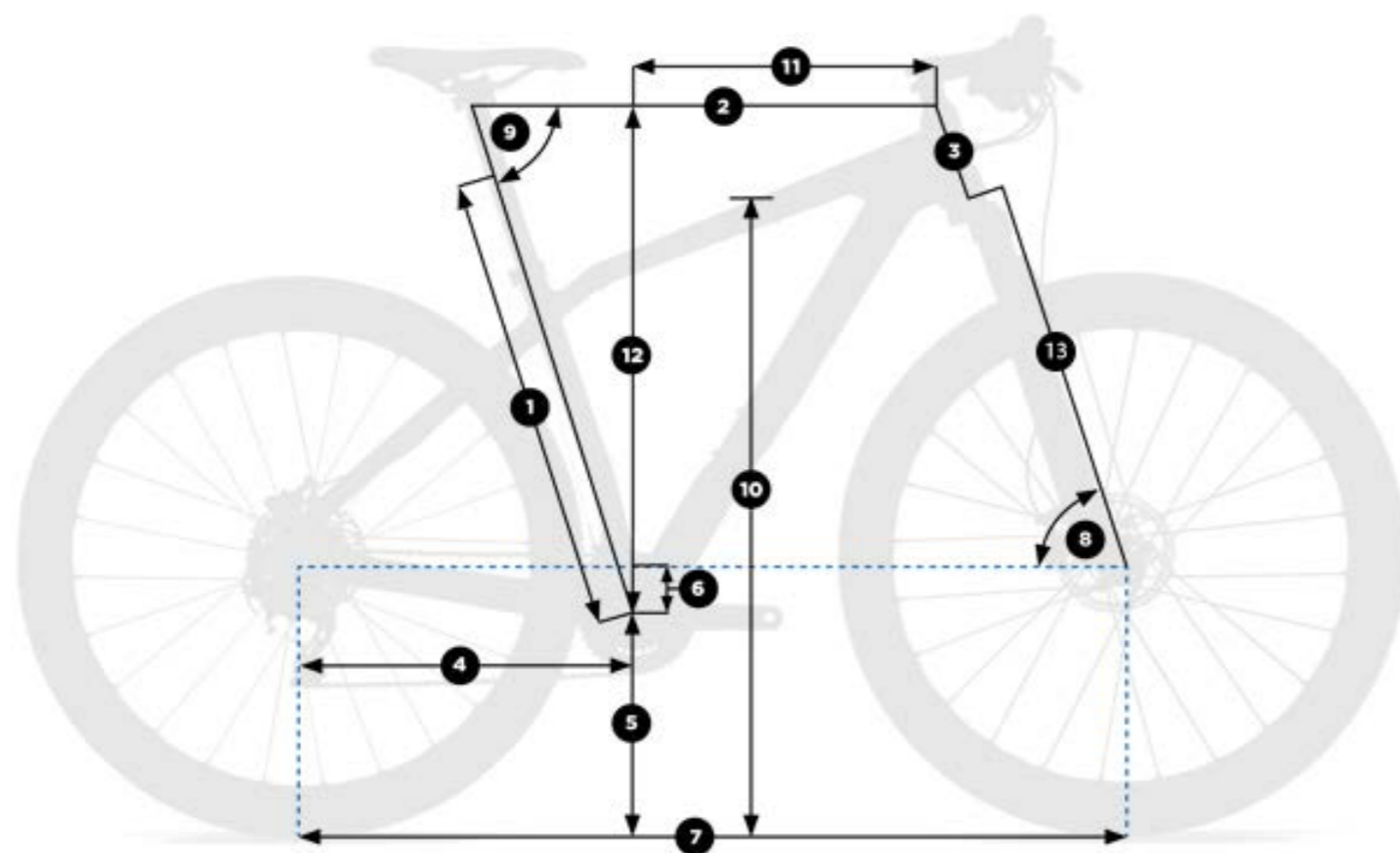
# SIZE

# GEOMETRY

SIZE (mm)	S	M	L
Crank	170	175	175
Stem	70	90	90
Handlebar	670	670	670

HEIGHT (cm)	SIZES
160-175	S
170-185	M
180-198	L

SIZE (MM)	S	M	L
1. Seat tube	420mm	470mm	520mm
2. Top tube (EFF)	575mm	590mm	620mm
3. Head tube	110mm	115mm	130mm
4. Chain stay	439mm	439mm	439mm
5. BB height	65mm	65mm	65mm
6. BB offset	303mm (29x2.1)	303mm (29x2.1)	303mm (29x2.1)
7. Wheelbase	1060mm	1070mm	1094mm
8. Head angle	71.5°	71.5°	72°
9. Seat angle	73°	73°	73°
10. Standover	783mm	806mm	840mm
11. Reach	386mm	394mm	418mm
12. Stack	635mm	640mm	656mm
13. Fork length	505mm (100mm travel)	505mm (100mm travel)	505mm (100mm travel)







# ERGONOMICS. 26H

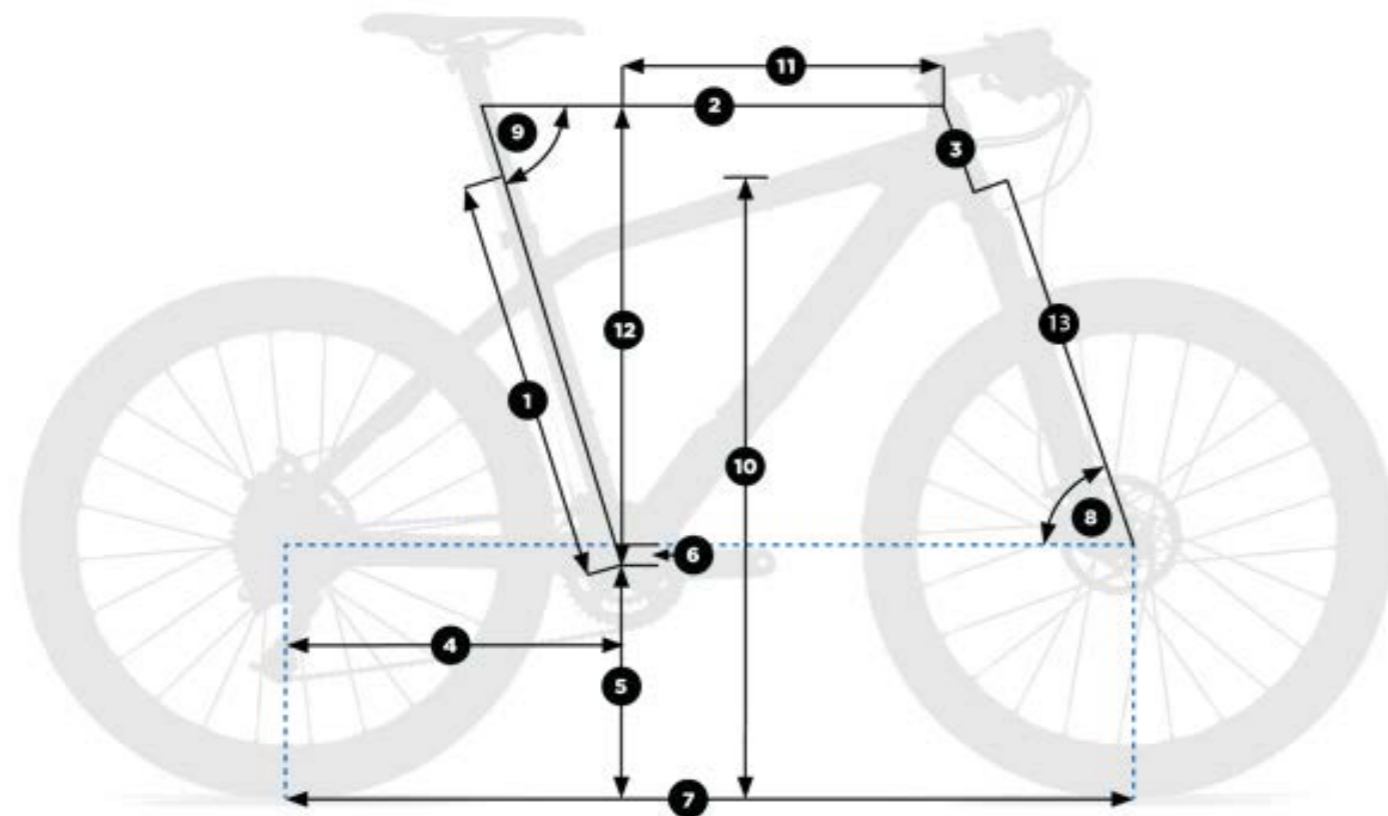
# SIZE

# GEOMETRY

SIZE (mm)	S	M	L	XL
Crank	170	175	175	175
Stem	70	90	110	110
Handlebar	670	670	670	670

HEIGHT (cm)	SIZES
150-165	S
160-175	M
170-185	L
180-198	XL

SIZES (mm)	S	M	L	XL
1. Seat tube	406mm	445mm	483mm	533mm
2. Top tube (EFF)	552mm	583mm	605mm	625mm
3. Head tube	110mm	115mm	120mm	125mm
4. Chain stay	423mm	423mm	423mm	423mm
5. BB height	305mm (26x2.1)	305mm (26x2.1)	305mm (26x2.1)	305mm (26x2.1)
6. BB offset	30mm	30mm	30mm	30mm
7. Wheelbase	1037mm	1063mm	1080mm	1099mm
8. Head angle	70.5°	70.5°	71°	71°
9. Seat angle	73.5°	73°	73°	73°
10. Standover	745mm	771mm	791mm	815mm
11. Reach	385mm	409mm	428mm	447mm
12. Stack	565mm	569mm	576mm	581mm
13. Fork length	471mm (80mm travel)	471mm (80mm travel)	471mm (80mm travel)	471mm (80mm travel)







# ERGONOMICS. DAMA

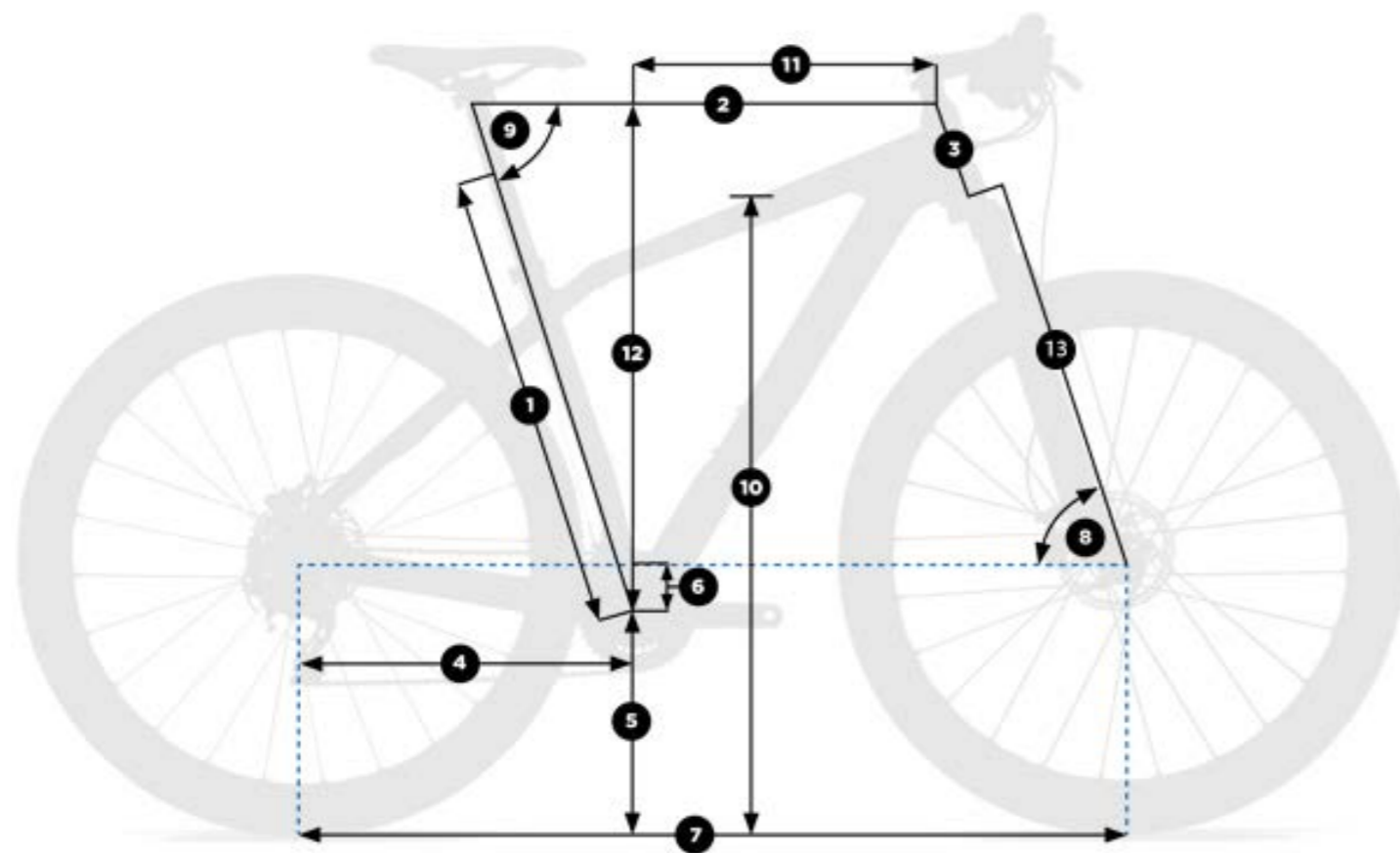
# SIZE

# GEOMETRY

SIZE (mm)	XS	S	M
Crank	170	170	175
Stem	70	90	90
Handlebar	670	670	670

HEIGHT (cm)	SIZES
150-165	XS
160-175	S
170-185	M

SIZES (mm)	XS	S	M
1. Seat tube	380	406	445
2. Top tube (EFF)	533	552	583
3. Head tube	110	110	115
4. Chain stay	423	423	423
5. BB height	305	305	305
6. BB offset	30	30	30
7. Wheelbase	1018	1037	1063
8. Head angle	70.5°	70.5°	70.5°
9. Seat angle	73.5°	73.5°	75°
10. Standover	738	755	768
11. Reach	365	385	409
12. Stack	565	565	569
13. Fork length	471	471	471







## TECHNICAL FEATURES



Frame	ORBEA ALMA HYDRO 29
Fork	FOX 29 CTD 100 FOX 29 FLOAT CTD 100 QR15 FOX 29 FIT CTD 100 REMOTE QR15
Crankset	SHIMANO XT 24X38 SHIMANO XT 22X30X40
Headset	INTEGRATED 1" 1/8-1" 1/2
Handlebar	RACE FACE RISE FLAT FSA SLK FLAT KIT
Stem	RACE FACE ALU
Shifters	SHIMANO SLX
Brakes	SHIMANO SLX DISC FORMULA R1
Rear derailleur	SHIMANO XT SHADOW
Front derailleur	SHIMANO SLX
Chain	SHIMANO HG75
Wheels	SHIMANO WH-MT66 29 SHIMANO WH-XT 29
Rear cogs	SHIMANO HG50 11-36 10S
Tyres	VITTORIA GEAX AKA TNT 2.20 KENDA SLANT SIX 29X2,20 SCT
Pedals	NO SHIMANO PDM 520
Seat post	RACE FACE RIDE
Saddle	SELLE ITALIA X1 SELLE ITALIA SL XC FLOW

## COLORS

 BLACK-RED  
R6

 WHITE-BLUE  
R5

## SIZES

S, M, L.

## CODE

CODE: B227





## TECHNICAL FEATURES

ORBEA

Frame	ORBEA ALMA HYDRO 29
Fork	FOX 29 CTD 100 FOX 29 FLOAT CTD 100 QR15
Crankset	SHIMANO FCM625 24X38 SHIMANO FCM-622 22X30X40
Headset	INTEGRATED 1" 1/8-1" 1/2
Handlebar	ORBEA OC-II FLAT RACE FACE RIDE FLAT KIT
Stem	ORBEA OC-II
Shifters	SHIMANO SLX
Brakes	FORMULA C1 DISC SHIMANO SLX
Rear derailleur	SHIMANO XT SHADOW
Front derailleur	SHIMANO SLX
Chain	SHIMANO HG54
Wheels	MAVIC XM119 DIS MAVIC CROSSONE 29 SHIMANO WH-MT66 29
Rear cogs	SHIMANO HG50 11-36 10S
Tyres	VITTORIA GEAX AKA XC 2.20 KENDA SLANT SIX 29X2,20 FB
Pedals	NO SHIMANO PDM 520
Seat post	ORBEA OC-II
Saddle	SELLE ITALIA X1 SELLE ITALIA SL XC FLOW

## COLORS

 BLACK-RED  
R6

 WHITE-BLUE  
R5

## SIZES

S, M, L.

## CODE

CODE: B226





## TECHNICAL FEATURES

ORBEA

Frame	ORBEA ALMA ALU 29
Fork	ROCK SHOX 30 GOLD TK AIR 100
Crankset	SHIMANO FCM622 22X30X40 SHIMANO FCM-625 24X38
Headset	SEMIINTEGRATED 1" 1/8
Handlebar	ORBEA OC-II FLAT RACE FACE RIDE FLAT KIT
Stem	ORBEA OC-II
Shifters	SHIMANO DEORE
Brakes	FORMULA C1 DISC SHIMANO SLX
Rear derailleur	SHIMANO XT SHADOW
Front derailleur	SHIMANO SLX
Chain	SHIMANO HG54
Wheels	MAVIC XM 119 DISC MAVIC CROSSONE 29 SHIMANO WH-MT66 29
Rear cogs	SHIMANO HG50 11-36 10S
Tyres	VITTORIA GEAX AKA XC 2.20 KENDA SLANT SIX 29X2,20 FB
Pedals	ORBEA STEEL CAGE SHIMANO PDM 520
Seat post	ORBEA OC-II
Saddle	SELLE ITALIA X1 SELLE ITALIA SL XC FLOW

## COLORS

 BLACK-RED  
R3

 BLACK-WHITE  
R2

 BLACK-ORANGE  
R1

## SIZES

S, M, L.

## CODE

CODE: B225





Frame	ORBEA ALMA ALU 29
Fork	ROCK SHOX XC32TK AIR 100
Crankset	SHIMANO FCM622 22X30X40
Headset	SEMIINTEGRATED 1" 1/8
Handlebar	ORBEA OC-II FLAT
Stem	ORBEA OC-II
Shifters	SHIMANO DEORE
Brakes	FORMULA C1 DISC
Rear derailleur	SHIMANO SLX
Front derailleur	SHIMANO DEORE
Chain	SHIMANO HG54
Wheels	ORBEA DISC
Rear cogs	SHIMANO HG50 11-36 10S
Tyres	VITTORIA GEAX AKA XC 2.20
Pedals	ORBEA STEEL CAGE
Seat post	ORBEA OC-II
Saddle	SELLE ITALIA X1

COLORS

BLACK-RED  
R3

BLACK-WHITE  
R2

BLACK-ORANGE  
R1

SIZES

S, M, L.

CODE

CODE: B224





Frame	ORBEA ALMA ALU 29
Fork	ROCK SHOX XC30 29 TK 100
Crankset	SHIMANO FCM622 22X30X40
Headset	SEMIINTEGRATED 1" 1/8
Handlebar	ORBEA OC-II FLAT
Stem	ORBEA OC-II
Shifters	SHIMANO DEORE
Brakes	SHIMANO BR-M395 DISC
Rear derailleur	SHIMANO DEORE
Front derailleur	SHIMANO DEORE
Chain	SHIMANO HG54
Wheels	ORBEA DISC
Rear cogs	SHIMANO HG50 11-36 10S
Tyres	VITTORIA GEAX AKA XC 2.20
Pedals	ORBEA STEEL CAGE
Seat post	ORBEA OC-II
Saddle	SELLE ITALIA X1

## COLORS

 BLACK-RED  
R3

 BLACK-WHITE  
R2

 BLACK-ORANGE  
R1

## SIZES

S, M, L.

## CODE

CODE: B223





ALMA H 10



## TECHNICAL FEATURES

ORBEA

Frame	ORBEA ALMA HYDRO
Fork	FOX 32 FLOAT CTD O/B 100
Crankset	SHIMANO XT 24X38 SHIMANO XT 24X32X42
Headset	SEMIINTEGRATED 1 1/8
Handlebar	RACE FACE ALU RAISED FSA SLK FLAT KIT
Stem	RACE FACE ALU
Shifters	SHIMANO SLX
Brakes	SHIMANO SLX DISC FORMULA R1
Rear derailleur	SHIMANO XT SHADOW
Front derailleur	SHIMANO SLX
Chain	SHIMANO HG75
Wheels	SHIMANO WH-MT66 SHIMANO WH-XT
Rear cogs	SHIMANO HG50 11-36 10S
Tyres	VITTORIA GEAX AKA TNT 26X2.20 KENDA SLANT SIX 26X2,10 SCT
Pedals	NO SHIMANO PDM 520
Seat post	RACE FACE RIDE
Saddle	SELLE ITALIA X1 SELLE ITALIA SL XC FLOW

## COLORS

 BLACK-RED  
R6

 WHITE-BLUE  
R5

## SIZES

S, M, L, XL.

## CODE

CODE: B222





ALMA H 30



## TECHNICAL FEATURES

ORBEA

Frame	ORBEA ALMA HYDRO
Fork	FOX 32 FLOAT CTD O/B 100
Crankset	SHIMANO FCM625 24X38 SHIMANO FCM-552 24X32X42
Headset	SEMIINTEGRATED 1 1/8
Handlebar	ORBEA OC-II RAISED RACE FACE RIDE FLAT KIT
Stem	ORBEA OC-II
Shifters	SHIMANO SLX
Brakes	FORMULA C1 DISC SHIMANO SLX
Rear derailleur	SHIMANO XT SHADOW
Front derailleur	SHIMANO SLX
Chain	SHIMANO HG54
Wheels	MAVIC X119 DISC MAVIC CROSSONE SHIMANO WH-MT66
Rear cogs	SHIMANO HG50 11-36 10S
Tyres	VITTORIA GEAX AKA XC 26X2.20 KENDA SLANT SIX 26X2,10 FB
Pedals	NO SHIMANO PDM 520
Seat post	ORBEA OC-II
Saddle	SELLE ITALIA X1 SELLE ITALIA SL XC FLOW

## COLORS

 BLACK-RED  
R6

 WHITE-BLUE  
R5

## SIZES

S, M, L, XL.

## CODE

CODE: B221





## ALMA H 50



## TECHNICAL FEATURES

ORBEA

Frame	ORBEA ALMA ALU
Fork	ROCK SHOX 30 GOLD TK AIR 100 FOX 32 FLOAT CTD 100
Crankset	SHIMANO FCM625 24X38 SHIMANO FCM-552 24X32X42
Headset	SEMIINTEGRATED 1" 1/8
Handlebar	ORBEA OC-II RAISED RACE FACE RIDE FLAT KIT
Stem	ORBEA OC-II
Shifters	SHIMANO DEORE
Brakes	FORMULA C1 DISC SHIMANO SLX
Rear derailleur	SHIMANO XT SHADOW
Front derailleur	SHIMANO SLX
Chain	SHIMANO HG54
Wheels	MAVIC X119 DISC MAVIC CROSSONE SHIMANO WH-MT66
Rear cogs	SHIMANO HG50 11-36 10S
Tyres	VITTORIA GEAX AKA XC 26X2.20 KENDA SLANT SIX 26X2,10 FB
Pedals	ORBEA STEEL CAGE SHIMANO PDM 520
Seat post	ORBEA OC-II
Saddle	SELLE ITALIA X1 SELLE ITALIA SL XC FLOW

## COLORS

 BLACK-RED  
R3

 BLACK-WHITE  
R2

 BLACK-ORANGE  
R1

## SIZES

S, M, L, XL.

## CODE

CODE: B220





ALMA H 60



## TECHNICAL FEATURES

ORBEA

Frame	ORBEA ALMA ALU
Fork	ROCK SHOX XC32TK AIR 100
Crankset	SHIMANO M552 24X32X42
Headset	SEMIINTEGRATED 1" 1/8
Handlebar	ORBEA OC-II RAISED
Stem	ORBEA OC-II
Shifters	SHIMANO DEORE
Brakes	FORMULA C1 DISC
Rear derailleur	SHIMANO SLX
Front derailleur	SHIMANO DEORE
Chain	SHIMANO HG54
Wheels	ORBEA DISC
Rear cogs	SHIMANO HG50 11-36 10S
Tyres	VITTORIA GEAX AKA XC 26X2.20
Pedals	ORBEA STEEL CAGE
Seat post	ORBEA OC-II
Saddle	SELLE ITALIA X1

## COLORS

 BLACK-RED  
R3

 BLACK-WHITE  
R2

 BLACK-ORANGE  
R1

## SIZES

S, M, L, XL.

## CODE

CODE: B219





ALMA H 70



TECHNICAL FEATURES



Frame	ORBEA ALMA ALU
Fork	ROCK SHOX XC30 TK 100
Crankset	SHIMANO M552 24X32X42
Headset	SEMIINTEGRATED 1" 1/8
Handlebar	ORBEA OC-II RAISED
Stem	ORBEA OC-II
Shifters	SHIMANO DEORE
Brakes	SHIMANO BR-M395 DISC
Rear derailleur	SHIMANO DEORE
Front derailleur	SHIMANO DEORE
Chain	SHIMANO HG54
Wheels	ORBEA DISC
Rear cogs	SHIMANO HG50 11-36 10S
Tyres	VITTORIA GEAX AKA XC 26X2.20
Pedals	ORBEA STEEL CAGE
Seat post	ORBEA OC-II
Saddle	SELLE ITALIA X1

COLORS

 BLACK-RED  
R3

 BLACK-WHITE  
R2

 BLACK-ORANGE  
R1

SIZES

S, M, L, XL.

CODE

CODE: B218





## ALMA H 60 DAMA



## TECHNICAL FEATURES

ORBEA

Frame	ORBEA ALMA ALU
Fork	ROCK SHOX XC32TK AIR 100
Crankset	SHIMANO M552 24X32X42
Headset	SEMIINTEGRATED 1" 1/8
Handlebar	ORBEA OC-II RAISED
Stem	ORBEA OC-II
Shifters	SHIMANO DEORE
Brakes	FORMULA C1 DISC
Rear derailleur	SHIMANO SLX
Front derailleur	SHIMANO DEORE
Chain	SHIMANO HG54
Wheels	ORBEA DISC
Rear cogs	SHIMANO HG50 11-36 10S
Tyres	VITTORIA GEAX AKA XC 26X2.20
Pedals	ORBEA STEEL CAGE
Seat post	ORBEA OC-II
Saddle	SELLE ITALIA X2 FLOW LADY

## COLORS

 BLACK-GREEN  
R4

## SIZES

XS, S, M.

## CODE

CODE: B275









NAME	Orbea MX
USE	MTB
CONSTRUCTION	Orbea Aluminium
ORBEA VALUES	Lifetime Warranty Orbea Design
DESIGN	Orbea Design
TECHNOLOGY	MX Compact Geometry, super Strong Neck

“To me, mountain biking means fun, getting fit and enjoying nature. I need a strong, responsive bike that won't fail. A companion that meets the needs of my weekend outings. My choice? The Orbea MX.”

**THOMAS FOUQUET**  
*Nice (France).*





# CONCEPT

# FEATURES



## SERIOUS FUN.

The MX are technologically innovative. The MX are technologically innovative bikes that have been designed for terrific fun with the essence of MTB: nice races between friends, off-road trails, long routes, a cyclo sportive once in a while, laughter and nature... MTB at its best!

## MX COMPACT GEOMETRY.

Orbea MX Compact Geometry is the key technology behind MX bikes to improve the performance of mountain bikers who, above all, want to have fun!

It very noticeably improves steering control, agility and stability, both uphill and downhill, on the trail or off-road, and provides maximum pedaling performance for bikers who are looking for riding "FUN".

### 1. ERGONOMICS.

Small changes but big improvements for great FUN.

Ergonomically speaking, the pedaling position is more 'natural', which leads to reduced fatigue and improved bike handling. This is particularly important if you aren't interested in lifting the World Cup but are always ready for big fun.

### 2. AGILITY.

You'll see how easy it is to negotiate areas that seemed difficult before. The bike is agile in both ascents and descents on all terrains.

This frame with pronounced slope provides extra riding agility, which means more fun as well as greater safety and maximum comfort. In our labs, we tested the frame for rigidity, but the long seatpost helps 'absorb' vibrations before they reach your back.

### 3. STABILITY AND SAFETY.

The MX move safely and reliably... The secret? We've lowered the biker's gravity center.

We've lowered the gravity center, by slightly lowering the bottom bracket for you to ride in a more stable fashion. The result is remarkable balance and perfect composure in uphill and downhill riding. This is one of the distinguishing features of the MX Compact Geometry.

### 4. CONTROL.

The MX Compact Geometry takes the bicycle as a whole, not just the frame. With the 70mm stem we've got a stable bike on descents because the handlebar stem stands a few millimeters behind the front wheel axis and enables the biker to slide their weight back on technical sections. It's here that you'll notice how the control of the bicycle has improved (it can save you a crash or two). However, it's good in every riding environment, even on flat roads, because this type of bike is remarkably easier to handle. Everything will be in your full control!

## SUPER STRONG NECK.

This technology, used in the Rallon, the Occam and the MX, is the result of computer-based resistance calculations (or finite element analysis) that help us optimize Orbea's product performance. Modifying the front part of the top tube, we got a stiffer front end. The bike is thus safer in all riding conditions, especially on loose rocks, roots and mud, which are commonplace in mountain biking areas.

## 4S.

### 4S, ORBEA'S TOTAL TRACTION TECHNOLOGY!

Its four-vertex rear triangle ensures us greater rigidity and transmits all the power, reducing lateral torsion as much as possible (we've calculated it using finite element software, tested it in our laboratory and, in particular, felt it over the terrain).

## HEXATUBING.

The polyhedral shape of the tubes improves the strength and rigidity properties of the entire frame.

The development of tubes with edges on Rallon, Occam and MX models provides better performance in terms of overall frame durability, rigidity and strength. The feeling on the bike is more "compact" and solid.

## INTERNAL CABLE ROUTING.

Your MX is always ready! In addition to its clean esthetic line, the ICR system lengthens (x10) the gear change system, making it smoother.

The gear change cables need the most maintenance of anything on a conventional mountain bike. If you take a little longer ride and it's raining or there's mud (or even if you just wash your bike with pressurized water), you'll probably have to replace the cables and gear covers after only a few rides, since they get dirty and no longer operate smoothly. When they stop operating smoothly, we have to use more force on them, which results in wear and tear on the mechanical systems and causes them to lose precision. Orbea's complete ICR cable system prevents all this, and your MX will always be ready! (When the time comes when you do need to replace the cables, you'll be surprised how easy this is with the ICR system. Much easier than on a conventional system!)



## 26"/29".

"Big Wheel" or "Small Wheel"? That's the question!

At Orbea, we've conducted different tests with both our racing team and novice and experienced riders. Results have shown that performance and fun (each independently from one another) clearly improve with both size extremes. The little ones with small wheels, and the larger ones with 29" wheels. In the middle of the size range, performance, stability and comfort are generally greater with 29" wheels, but some riders have shown a preference for the more sensitive 26" wheels, so you'll find both options in the M and L sizes. This represents a greater manufacturing effort that few brands would take on; but for us, the important thing is to offer what's best for each rider.

## FUSIBLE DERAILLEUR DROP-OUT.

A replaceable rear derailleur hanger can "save" the life of your frame.

A replaceable derailleur hanger is essential if it gets hit hard (as the result of a fall, during transport, etc.). The part gets damaged, but it's a simple matter of replacing it (otherwise, the damaged part could be the frame, in which case the repairs will always be a lot trickier).

So this factor may prove more important than it would seem!



## EASY RACK.

Decide on the spur of the moment if you want to carry weight.

If you decide to mount a pack rack, it's important to point out that this frame is designed for easy mounting, with large, quality bolts (that are still discreet, matching the overall look of the bike). We recommend you use Orbea's pack rack as the perfect esthetic and functional match for this model.

## POST-MOUNT DISC STANDARDS.

Post-mount disk brakes are the new market standard.

Because of their easy, precise adjustment, post-mount disk brakes have been gaining ground and are the most common standard in the market (having surpassed the IS system).

## WOMEN'S ADAPTED MODEL.

Seat specifically designed for women riders.

Women riders have the option of requesting that their MX bike come factory-equipped with a more comfortable seat adapted to female ergonomics.



MTV





## ERGONOMICS

SIZE (mm)	26"			29"		
	S	M	L	M	L	XL
Crank	170	170	175	170	175	175
Stem	70	70	70	70	70	70
Handlebar	640	680	680	680	680	680

## SIZE

26"	
HEIGHT (cm)	SIZES
150-165	S
165-175	M
175-185	L
29"	
HEIGHT (cm)	SIZES
165-175	M
175-185	L
185-205	XL

## GEOMETRY

SIZES (mm)	26"			29"		
	S	M	L	M	L	XL
1. Seat tube	368,34	435	470	420	470	520,7
2. Top tube (EFF)	545	569,17	605	579,4	588,8	617,1
3. Head tube	105	120	130	110	115	130
4. Chain stay		425			450	
5. BB height		300			305	
6. BB offset		40			65	
7. Wheelbase	1023,91	1048,54	1084,95	1075,3	1084,95	1113,8
8. Head angle		70,5			71°	
9. Seat angle		73°			73°	
10. Standover	750,4	787,2	807,1	815	839,8	869,7
11. Reach	371,3	390,79	423,74	386	394	418
12. Stack	569,3	583,44	592,87	632,46	637,19	651,37
13. Fork length		470 (100 mm)			506 (100 mm)	





Frame	MX 29
Fork	SUNTOUR XCR 29 LO REMOTE 100
Crankset	SHIMANO FC-M522 24X32X42
Headset	SEMIINTEGRATED 1" 1/8
Handlebar	ORBEA OC-I RAISED
Stem	ORBEA OC-II
Shifters	SHIMANO DEORE
Brakes	SHIMANO BR-M395 DISC
Rear derailleur	SHIMANO DEORE
Front derailleur	SHIMANO DEORE
Chain	SHIMANO HG54
Wheels	ORBEA DISC
Rear cogs	SHIMANO HG50 11-36 10S
Tyres	KENDA MTB 29X2.1
Pedals	ORBEA STEEL CAGE
Seat post	ORBEA OC-I
Saddle	SELLE ITALIA Q-BIK

**COLORS**

 BLACK-RED  
M5

 BLACK-BLUE  
M6

 BLACK-YELLOW  
M7

**SIZES**

M, L, XL.

**CODE**

CODE: B214 CODE DAMA: B217





Frame	MX 29
Fork	SUNTOUR XCR 29 LO REMOTE 100
Crankset	SHIMANO FCM-371 22X32X44
Headset	SEMIINTEGRATED 1" 1/8
Handlebar	ORBEA OC-I RAISED
Stem	ORBEA OC-II
Shifters	SHIMANO ACERA
Brakes	SHIMANO BR-M395
Rear derailleur	SHIMANO ACERA
Chain	SHIMANO HG53
Wheels	ORBEA DISC
Rear cogs	SRAM PG950 11-32 9S
Tyres	KENDA MTB 29X2.1
Pedals	ORBEA STEEL CAGE
Seat post	ORBEA OC-I
Saddle	SELLE ITALIA Q-BIK

**COLORS**

 BLACK-RED  
M5

 BLACK-BLUE  
M6

 BLACK-YELLOW  
M7

**SIZES**

M, L, XL.

**CODE**

CODE: B213 CODE DAMA: B216





Frame	MX 29
Fork	SUNTOUR XCM XLO 100
Crankset	SHIMANO FCM-311 22X32X42
Headset	SEMIINTEGRATED 1" 1/8
Handlebar	ORBEA OC-I RAISED
Stem	ORBEA OC-II
Shifters	SHIMANO M 310
Brakes	SHIMANO BR-M395 DISC
Rear derailleur	SHIMANO ACERA
Chain	KMC Z8
Wheels	ORBEA DISC
Rear cogs	SHIMANO HG31 11-32 8S
Tyres	KENDA MTB 29X2.1
Pedals	ORBEA STEEL CAGE
Seat post	ORBEA OC-I
Saddle	SELLE ROYAL MATCH ST

**COLORS**

 BLACK-RED  
M5

 BLACK-BLUE  
M6

 BLACK-YELLOW  
M7

**SIZES**

M, L, XL.

**CODE**

CODE: B212    CODE DAMA: B215





Frame	MX 26
Fork	SUNTOUR XCR LO REMOTE 100
Crankset	SHIMANO FC-M522 24X32X42
Headset	SEMIINTEGRATED 1" 1/8
Handlebar	ORBEA OC-I RAISED
Stem	ORBEA OC-II
Shifters	SHIMANO DEORE
Brakes	SHIMANO BR-M395 DISC
Rear derailleur	SHIMANO DEORE
Front derailleur	SHIMANO DEORE
Chain	SHIMANO HG54
Wheels	ORBEA DISC
Rear cogs	SHIMANO HG50 11-36 10S
Tyres	KENDA MTB 26X1.95
Pedals	ORBEA STEEL CAGE
Seat post	ORBEA OC-I
Saddle	SELLE ITALIA Q-BIK

**COLORS**

 BLACK-RED  
M5

 BLACK-BLUE  
M6

 BLACK-YELLOW  
M7

**SIZES**

S, M, L.

**CODE**

CODE: B207 CODE DAMA: B210





Frame	MX 26
Fork	SUNTOUR XCR LO REMOTE 100
Crankset	SHIMANO FCM-371 22X32X44
Headset	SEMIINTEGRATED 1" 1/8
Handlebar	ORBEA OC-I RAISED
Stem	ORBEA OC-II
Shifters	SHIMANO ACERA
Brakes	SHIMANO BR-M395 DISC
Rear derailleur	SHIMANO ACERA
Front derailleur	SHIMANO ALIVIO
Chain	SHIMANO HG53
Wheels	ORBEA DISC
Rear cogs	SRAM PG950 11-32 9S
Tyres	KENDA MTB 26X1.95
Pedals	ORBEA STEEL CAGE
Seat post	ORBEA OC-I
Saddle	SELLE ITALIA Q-BIK

**COLORS**

 BLACK-RED  
M5

 BLACK-BLUE  
M6

 BLACK-YELLOW  
M7

**SIZES**

S, M, L.

**CODE**

CODE: B206 CODE DAMA: B209





Frame	MX 26
Fork	SUNTOUR XCM XLO 100
Crankset	SHIMANO FCM-311 22X32X42
Headset	SEMIINTEGRATED 1" 1/8
Handlebar	ORBEA OC-I RAISED
Stem	ORBEA OC-II
Shifters	SHIMANO M 310
Brakes	SHIMANO BR-M395 DISC
Rear derailleur	SHIMANO ACERA
Chain	KMC Z8
Wheels	ORBEA DISC
Rear cogs	SHIMANO HG31 11-32 8S
Tyres	KENDA MTB 26X1.95
Pedals	ORBEA STEEL CAGE
Seat post	ORBEA OC-I
Saddle	SELLE ROYAL MATCH ST

**COLORS**

 BLACK-RED  
M5

 BLACK-BLUE  
M6

 BLACK-YELLOW  
M7

**SIZES**

S, M, L.

**CODE**

CODE: B205 CODE DAMA: B208





ORBEA

ALL USE







# all use

NAME	Orbea All Use Sport and Confort
USE	MTB
CONSTRUCTION	Orbea Alu
ORBEA VALUES	Lifetime warranty Orbea Design
TECHNOLOGY	Easy Ride Geometry, Sloping/ Entrance/Open, Comfort Pack, Internal Cable Routing, 26/28, Fusible Derailleur Drop-out, Easy Rack

*"I ride in town and on the mountains, this is why I need a bike that's good for both environments. It must move easily across town and take me out to the country on weekends. An all-terrain machine. I've found the All-Use by Orbea, a versatile bike that goes wherever I want. An all-in-one bike to ride in town and the mountain"*

**ANDREU GASCÓN**  
Barcelona.

*"I live in a city but I love nature. To me, a comfortable position on the bike is the most important thing. I want the bike to carry me leisurely in the streets or down a greenway. Actually, I look for a comfortable, relaxed position. I want my bike to be my everyday companion in my quest for tranquility."*

**SIMONE GEYSELS**  
Brussels (Belgium).





# CONCEPT

# FEATURES



Orbea's All-Use range is designed to produce bikes that are above all versatile, attractive and that incorporate new technologies into affordable products. They'll go along with you as you do sports, in your leisure time and on your daily commute. They're ready for whatever you want.

## ALL USE SPORT

All-Use Sport bikes are designed for mountain bike riding with no limits, and to accompany you wherever your daily travels take you.

## ALL USE COMFORT

If what you're looking for is a bike with a comfortable position for excursions and getting around the city, you'll love Orbea's All-Use Comfort model.

## TECHNOLOGY.

### 1. EASY RIDE GEOMETRY

Designed for natural, comfortable riding.

The ergonomics of All-Use bikes provide improved control, thanks to a lower center of gravity, a more natural riding position and maneuverability that is enhanced by the frame design.

It's while you're riding that you'll be surprised by how comfortable the All-Use bike really is and how easy it is to travel over any terrain and in any situation.

### 2. SLOPING/ENTRANCE

Think about what you'll use your bike for and how you'll use it to know what frame suits your needs.

The frame determines the bike's character.

For a comfy bike with a sportive character, choose the Sloping frame. The Entrance frame is more comfortable and can carry saddlebags or a baby seat, and you can easily mount and dismount from the side center. The most comfortable bike of them all, however, is the Open.

As you can see, it's easy!

### 3. SPORT PACK

All-Use SPORT, equipped for pure mountain biking.

You need to be well equipped for mountain biking. A super-oversized mountain bike handlebar and grips you can hang on to for greater control, a sports seat, tires with good grip, double-wall rims and sport pedals. All the assurance you need to head out to the mountain, and there's even a model with disk brakes. With All-Use SPORT, you can enjoy pure mountain biking. Don't forget your helmet!

### 4. COMFORT PACK

ALL-USE COMFORT = Versatility with Comfort.

All-Use Comfort bikes are designed and intended for riding comfort. That's why they have a higher handlebar and adjustable stem, so you can adjust the bike to your natural position. It also has details like ergonomic grips, nice pedals, and of course, a very comfortable seat.

Top models also include seat and front wheel suspension.

All-Use Comfort bikes are mainly that... Comfortable!

### 5. INTERNAL CABLE ROUTING

Your All-Use is always ready! In addition to its clean esthetic line, the ICR system lengthens (x10) the gear change system, making it smoother.

The gear change cables need the most maintenance of anything on a conventional mountain bike. If you take a little longer ride and it's raining or there's mud (or even if you just wash your bike with pressurized water), you'll probably have to replace the cables and gear covers after only a few rides, since they get dirty and no longer operate smoothly. When they stop operating smoothly, we have to use more force on them, which results in wear and tear on the mechanical systems and causes them to lose precision. Orbea's complete ICR cable system prevents all this, and your All-Use will always be ready!

(When the time comes when you do need to replace the cables, you'll be surprised how easy this is with the ICR system. Much easier than on a conventional system!)

### 6. 26/29 SPORT

Choose your wheel! It's easy. We'll give you some hints!

At Orbea, we've conducted riding tests with different users, from beginners to professionals, and the results show that for size S, users do better with 26" wheels. On the other hand, large sizes do better with 29" wheels. For the sizes in the middle, those who are mainly going to use their bikes for sports usually prefer the stability and performance of 29" wheels, while those who are going to do a lot of riding in the city are normally better off with 26" wheels, which give them greater agility at low speeds.

### 7. 26/28 COMFORT

Choose your wheel! It's easy. We'll give you some hints!

At Orbea, we've conducted riding tests with different users, from beginners to professionals, and the results show that for size S, users do better with 26" wheels. On the other hand, large sizes do better with 28" wheels. For the sizes in the middle, those who are going to ride a lot of routes or rolling stretches (a lot of travel in the bike lane, long distances, etc.) usually prefer the tread of 28" wheels, while those who are going to do a lot of riding in the city are normally better off with 26" wheels, which give them greater agility at low speeds.

### 8. FUSIBLE DERAILLEUR DROP-OUT

A replaceable rear derailleur hanger can "save" the life of your frame.

A replaceable derailleur hanger is essential if it gets hit hard (as the result of a fall, during transport, etc.). The part gets damaged, but it's a simple matter of replacing it (otherwise, the damaged part could be the frame, in which case the repairs will always be a lot trickier).

So this factor may prove more important than it would seem!

### 9. EASY RACK

Decide on the spur of the moment if you want to carry weight.

If you decide to mount a pack rack, it's important to point out that this frame is designed for easy mounting, with large, quality bolts (that are still discreet, matching the overall look of the bike).

We recommend you use Orbea's pack rack as the perfect esthetic and functional match for this model.



*all use*  
*SPORT*





# ERGONOMICS. SPORT 29

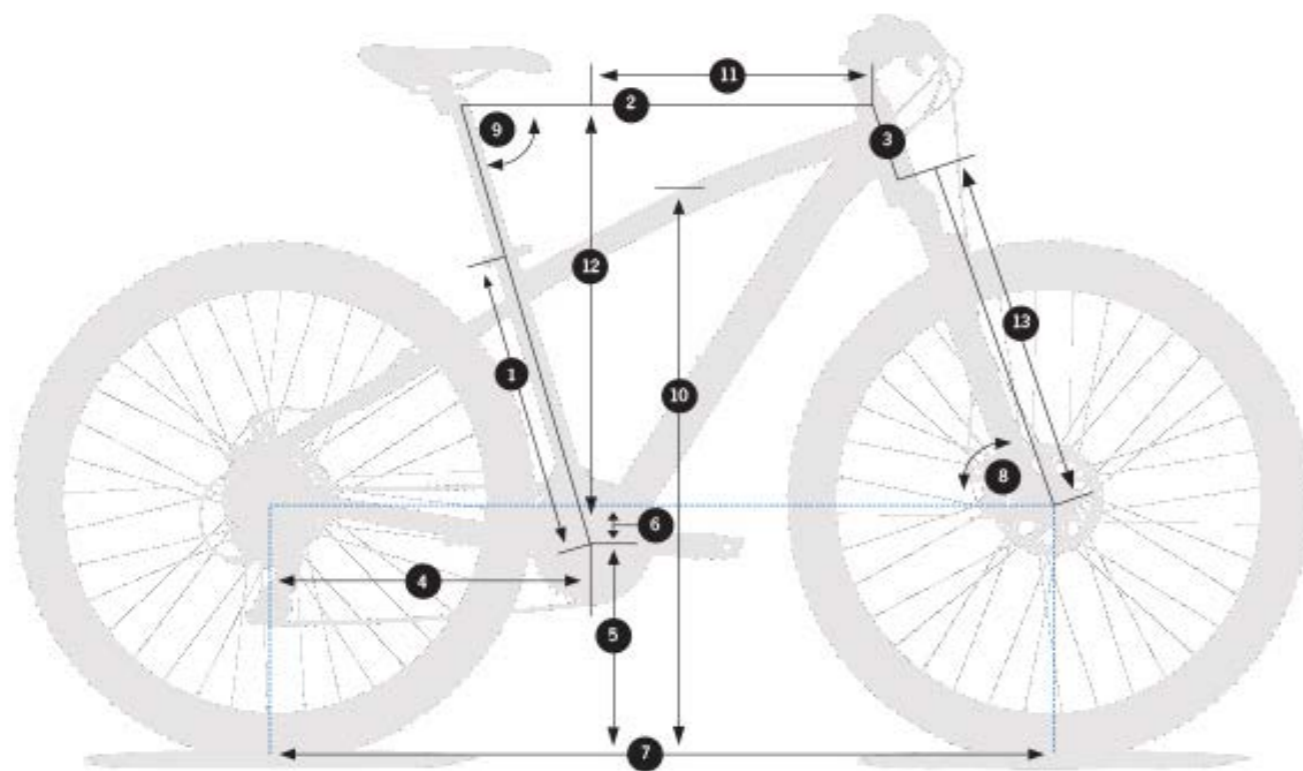
# SIZE

# GEOMETRY

SIZE (mm)	M	L	XL
Crank	170	175	175
Stem	70	70	70
Handlebar	640	680	680

HEIGHT (cm)	SIZES
165-175	M
175-185	L
185-205	XL

SIZES (mm)	SLOPING			ENTRANCE		
	M	L	XL	M	L	XL
1. Seat tube	431	465	499	427	457	510
2. Top tube (EFF)	575,5	603	631,9	566,5	589	617,86
3. Head tube	110	120	140	110	120	140
4. Chain stay		450			450	
5. BB height		305			305	
6. BB offset		65			65	
7. Wheelbase	1070,8	1098,8	1128,8	1061,8	1084,8	1114,8
8. Head angle		71°			71°	
9. Seat angle		74°			74°	
10. Standover	810,1	831,3	858,6	754,04	770,61	803,7
11. Reach	401,5	426,32	449,8	393	412,3	435,8
12. Stack	606,58	616	634,93	606	616	634,9
13. Fork length		475 ( 80 mm )			475 ( 80 mm )	







# ERGONOMICS. SPORT 26

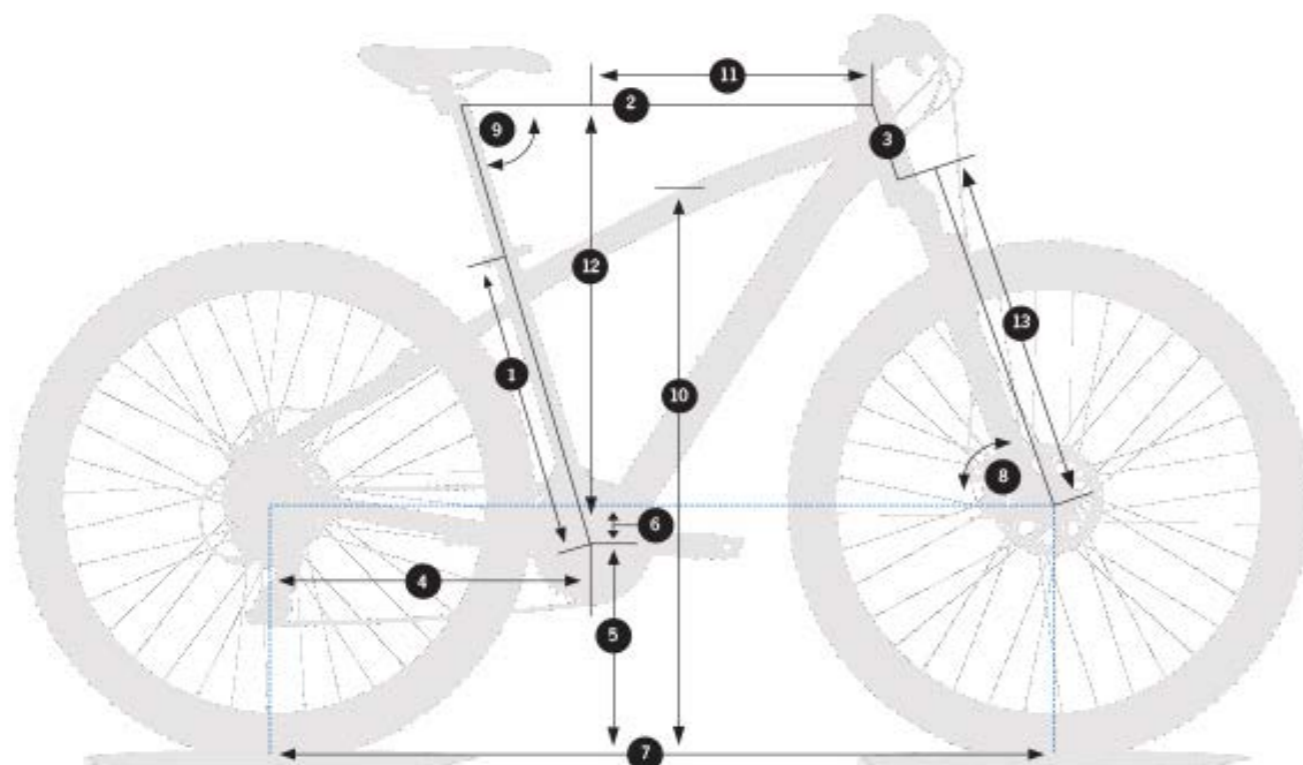
# SIZE

# GEOMETRY

SIZE (mm)	S	M	L
Crank	170	170	170
Stem	70	70	90
Handlebar	640	640	640

HEIGHT (cm)	SIZES
150-165	S
165-175	M
175-185	L

SIZES (mm)	SLOPING			ENTRANCE		
	S	M	L	S	M	L
1. Seat tube	372	397	443	354	401	451
2. Top tube (EFF)	538,1	563,78	593,1	528,1	552,8	582,6
3. Head tube	120	130	140	120	140	150
4. Chain stay		425			425	
5. BB height		298			298	
6. BB offset		42			42	
7. Wheelbase	1022	1047,95	1073	1012	1038	1063
8. Head angle	70,5°	70,5°	71°	70,5°	70,5°	71°
9. Seat angle		74°			74°	
10. Standover	752	769,2	795,5	690,8	744	750,5
11. Reach	375	398	424,5	365,4	384,7	411,5
12. Stack	567,46	577	588,3	567,4	586,3	597,82
13. Fork length		450 ( 80 mm )			450 ( 80 mm )	







Frame	ORBEA ALL USE TOP BAR
Fork	XCM HLO 80 DIS
Crankset	SHIMANO FCM-171 24X34X42
Headset	SEMIINTEGRATED 1" 1/8
Handlebar	ORBEA OC-I RAISED
Stem	ORBEA OC-I
Shifters	SHIMANO STEF 51
Brakes	TEKTRO MECHANIC DISC
Rear derailleur	ALTUS
Front derailleur	SHIMANO TX50
Chain	KMC Z8
Wheels	ORBEA DISC
Rear cogs	SHIMANO HG31 11-32 8S
Tyres	KENDA MTB 29X2.1
Pedals	VP 570
Seat post	ORBEA OC-I
Saddle	SELLE ROYAL MATCH ST

## COLORS

 BLACK-BLUE  
S4


 BLACK-GREEN  
S5


 WHITE-RED  
S6


 BLACK-ANTHRACITE  
S7

## SIZES

M, L, XL.

## CODE

CODE: B203



## SPORT 29 10 ENTRANCE



Frame	ORBEA ALL USE MID BAR
Fork	XCM HLO 80 DIS
Crankset	SHIMANO FCM-171 24X34X42
Headset	SEMIINTEGRATED 1" 1/8
Handlebar	ORBEA OC-I RAISED
Stem	ORBEA OC-I
Shifters	SHIMANO STEF 51
Brakes	TEKTRO MECHANIC DISC
Rear derailleur	SHIMANO ALTUS
Front derailleur	SHIMANO TX50
Chain	KMC Z8
Wheels	ORBEA DISC
Rear cogs	SHIMANO HG31 11-32 8S
Tyres	KENDA MTB 29X2.1
Pedals	VP 570
Seat post	ORBEA OC-I
Saddle	SELLE ROYAL WAVE OFF-ROAD

## COLORS

BLACK-ANTHRACITE S8
 WHITE-BLUE S9

## SIZES

M, L, XL.

## CODE

CODE: B204





SPORT 26 10



Frame	ORBEA ALL USE TOP BAR
Fork	SUNTOUR XCM 80
Crankset	SHIMANO FCM-171 24X34X42
Headset	SEMIINTEGRATED 1" 1/8
Handlebar	ORBEA OC-I RAISED
Stem	ORBEA OC-I
Shifters	SHIMANO STEF 51
Brakes	TEKTRO MECHANIC DISC
Rear derailleur	SHIMANO ALTUS
Front derailleur	SHIMANO TX50
Chain	KMC Z8
Wheels	ORBEA DISC
Rear cogs	SHIMANO HG31 11-32 8S
Tyres	KENDA MTB 26X1.95
Pedals	VP 570
Seat post	ORBEA OC-I
Saddle	SELLE ROYAL MATCH ST

COLORS

 BLACK-BLUE  
S4

 BLACK-GREEN  
S5

 WHITE-RED  
S6

 BLACK-ANTHRACITE  
S7

SIZES

S, M, L.

CODE

CODE: B408





Frame	ORBEA ALL USE TOP BAR
Fork	ZOOM CH 386
Crankset	SHIMANO FC-M131 24X34X42
Headset	SEMIINTEGRATED 1" 1/8
Handlebar	ORBEA OC-I RAISED
Stem	ORBEA OC-I
Shifters	SHIMANO STEF 51
Brakes	ORBEA V-BRAKE ALU
Rear derailleur	SHIMANO TX35
Front derailleur	SHIMANO TX50
Chain	KMC Z50
Wheels	ORBEA HYPNO
Rear cogs	SHIMANO TZ31 14-34 7S
Tyres	KENDA MTB 26X1.95
Pedals	VP 570
Seat post	ORBEA OC-I
Saddle	SELLE ROYAL MATCH ST

## COLORS

 BLACK-BLUE  
S4

 BLACK-GREEN  
S5

 WHITE-RED  
S6

 BLACK-ANTHRACITE  
S7

## SIZES

S, M, L.

## CODE

CODE: B407





Frame	ORBEA ALL USE MID BAR
Fork	SUNTOUR XCM 80
Crankset	SHIMANO FCM-171 24X34X42
Headset	SEMIINTEGRATED 1" 1/8
Handlebar	ORBEA OC-I RAISED
Stem	ORBEA OC-I
Shifters	SHIMANO STEF 51
Brakes	TEKTRO MECHANIC DISC
Rear derailleur	SHIMANO ALTUS
Front derailleur	SHIMANO TX50
Chain	KMC Z8
Wheels	ORBEA DISC
Rear cogs	SHIMANO HG31 11-32 8S
Tyres	KENDA MTB 26X1.95
Pedals	VP 570
Seat post	ORBEA OC-I
Saddle	SELLE ROYAL WAVE OFF-ROAD

## COLORS

BLACK-ANTHRACITE S8
 WHITE-BLUE S9

## SIZES

S, M, L.

## CODE

CODE: B410



## SPORT 26 20 ENTRANCE



Frame	ORBEA ALL USE MID BAR
Fork	ZOOM CH 386
Crankset	SHIMANO FC-M131 24X34X42
Headset	SEMIINTEGRATED 1" 1/8
Handlebar	ORBEA OC-I RAISED
Stem	ORBEA OC-I
Shifters	SHIMANO STEF 51
Brakes	ORBEA V-BRAKE ALU
Rear derailleur	SHIMANO TX35
Front derailleur	SHIMANO TX50
Chain	KMC Z50
Wheels	ORBEA HYPNO
Rear cogs	SHIMANO TZ31 14-34 7S
Tyres	KENDA MTB 26X1.95
Pedals	VP 570
Seat post	ORBEA OC-I
Saddle	SELLE ROYAL WAVE OFF-ROAD

## COLORS

BLACK-ANTHRACITE S8
 WHITE-BLUE S9

## SIZES

S, M, L.

## CODE

CODE: B409





*COMFORT*

The image features a stylized logo on a black background. At the top, the letters 'R' and 'S' are rendered in a hatched, 3D style. Below these, the word 'COMFORT' is written in a bold, italicized, sans-serif font. The 'T' at the end of the word has a long, thin horizontal stroke extending to the right.





# ERGONOMICS. COMFORT 28

# SIZE

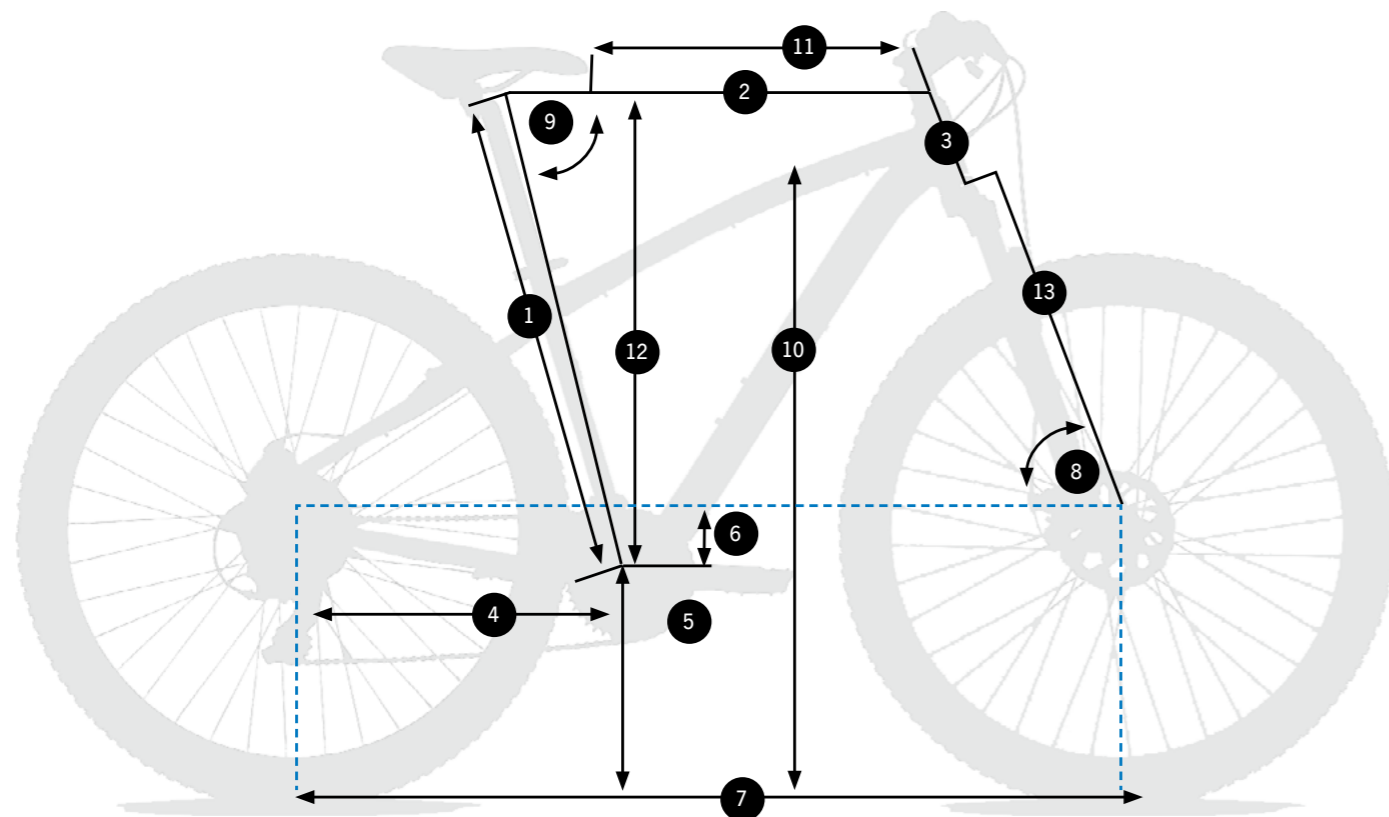
# GEOMETRY

SIZE (mm)	M	L	XL
Crank	175	175	175
Stem	150	150	150
Handlebar	640	640	640

HEIGHT (cm)	SIZES
165-175	M
175-185	L
185-205	XL

\* Comfort 28 20, 30 and 40: Crank 170

SIZES (mm)	SLOPING			ENTRANCE			OPEN		
	M	L	XL	M	L	XL	M	L	XL
1. Seat tube	431	465	499	427	457	510	425	460	510
2. Top tube (EFF)	575,5	603	631,9	566,5	589	617,86	543,95	571,98	590
3. Head tube	110	120	140	110	120	140	130	145	160
4. Chain stay		450			450			450	
5. BB height		305			305			305	
6. BB offset		-65			-65			-65	
7. Wheelbase	1070,8	1098,8	1128,8	1061,8	1084,8	1114,8	1045,8	1074,8	1093,8
8. Head angle		71°			71°			70,5°	
9. Seat angle		74°			74°			74°	
10. Standover	810,1	831,3	858,6	754,04	770,61	803,7	598	598	598
11. Reach	401,5	426,32	449,8	393	412,3	435,8	365,18	389,16	404
12. Stack	606,58	616	634,93	606	616	634,9	623,45	637,6	651,7
13. Fork length	475 ( 80 mm )			475 ( 80 mm )			475 ( 80 mm )		







# ERGONOMICS. COMFORT 26

# SIZE

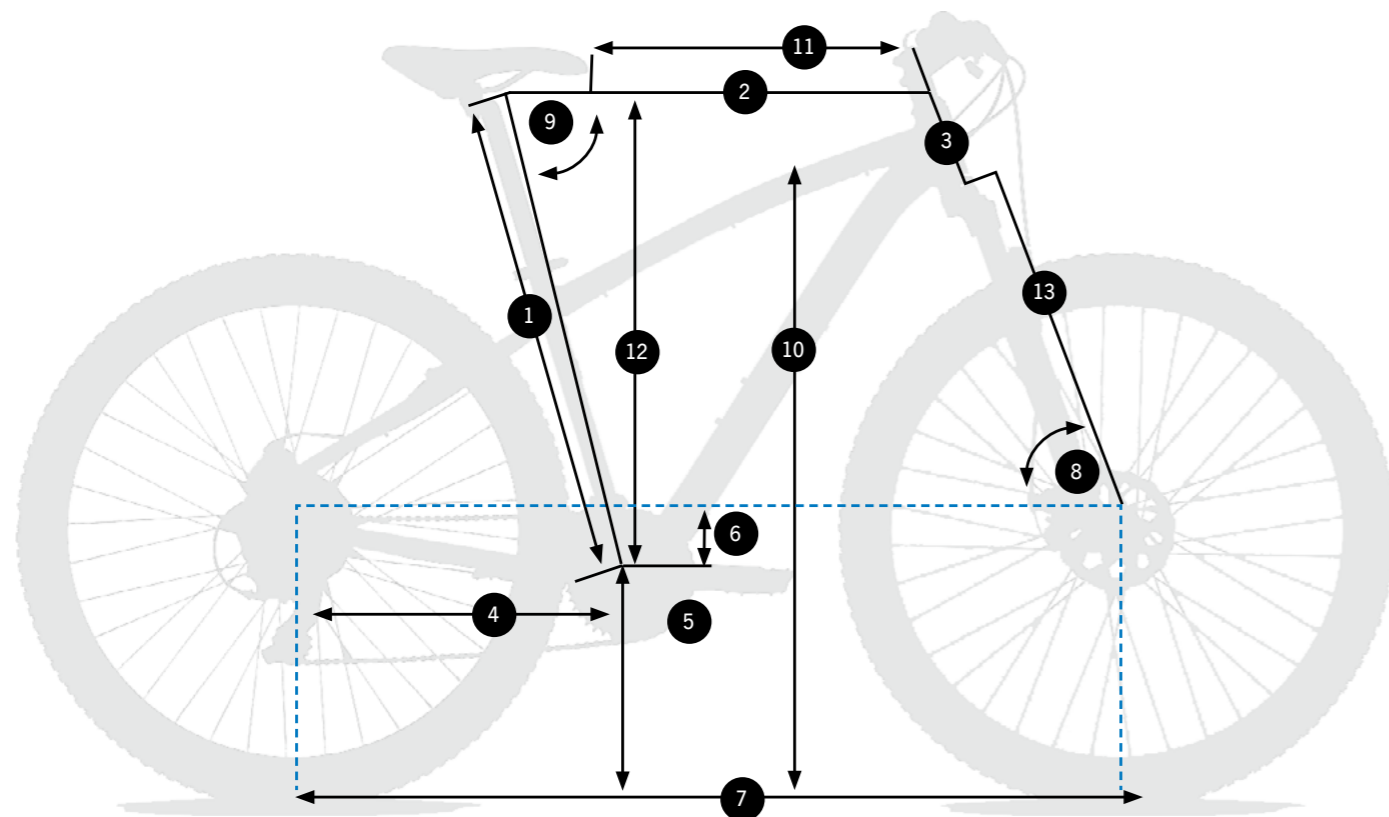
# GEOMETRY

SIZE (mm)	S	M	L
Crank *	175	175	175
Stem	150	150	150
Handlebar	640	640	640

HEIGHT (cm)	SIZES
150-165	S
165-180	M
177-200	L

\* Comfort 26 20, 30 and 40: Crank 170

SIZES (mm)	SLOPING			ENTRANCE			OPEN		
	S	M	L	S	M	L	S	M	L
1. Seat tube	372	397	443	354	401	451	340	405	460
2. Top tube (EFF)	538,1	563,78	593,1	528,1	552,8	582,6	524,2	549,5	572,9
3. Head tube	120	130	140	120	140	150	150	160	170
4. Chain stay		425			425			425	
5. BB height		298			298			298	
6. BB offset		42			42			42	
7. Wheelbase	1022	1047,95	1073	1012	1038	1063	1013	1035,95	1060
8. Head angle	70,5°	70,5°	71°	70,5°	70,5°	71°		70,5°	
9. Seat angle		74°			74°			74°	
10. Standover	752	769,2	795,5	690,8	744	750,5		560	
11. Reach	375	398	424,5	365,4	384,7	411,5	356,7	376	396,9
12. Stack	567,46	577	588,3	567,4	586,3	597,82	595,8	605,1	614,6
13. Fork length		450 (80 mm)			450 (80 mm)			450 (80 mm)	







COMFORT 28 10

TECHNICAL FEATURES



Frame	ORBEA ALL USE TOP BAR
Fork	SUNTOUR NEX 4105
Crankset	SHIMANO ACERA 26X36X48
Headset	SEMIINTEGRATED 1" 1/8
Handlebar	ORBEA CITY RAISED ALU
Stem	ADJUSTABLE 367 ALU
Shifters	SHIMANO ACERA
Brake levers	ORBEA TREKKING ALU
Brakes	SHIMANO BR-M422
Rear derailleur	SHIMANO ACERA
Front derailleur	SHIMANO ACERA
Chain	SHIMANO HG53
Wheels	ORBEA HYPNO DW 28
Rear cogs	SRAM PG950 11-34 9S
Tyres	KENDA HYBRID 700X40C
Pedals	VP-818
Seat post	SP-70 W/SUSPENSION
Saddle	SELLE ROYAL WAVE OFF-ROAD
Quick stand	ORBEA CITY

COLORS

 WHITE-RED  
S6

 BLACK-ANTHRACITE  
S7

 ANTHRACITE-WHITE  
SA

SIZES

M, L, XL.

CODE

CODE 28': B430    CODE 26': B418





COMFORT 28 20

Available in 26"



Frame	ORBEA ALL USE TOP BAR
Fork	SUNTOUR NEX 4105
Crankset	SHIMANO FC-M131 28X38X48
Headset	SEMIINTEGRATED 1" 1/8
Handlebar	ORBEA CITY RAISED ALU
Stem	ADJUSTABLE 367 ALU
Shifters	SHIMANO M310
Brakes	SHIMANO BR-M422
Rear derailleur	SHIMANO ACERA
Front derailleur	SHIMANO ACERA
Chain	KMC Z8
Wheels	ORBEA HYPNO DW 28
Rear cogs	SHIMANO HG31 11-34 8S
Tyres	KENDA HYBRID 700X40C
Pedals	VP-818
Seat post	SP-70 W/SUSPENSION
Saddle	SELLE ROYAL WAVE OFF-ROAD
Quick stand	ORBEA CITY

COLORS

WHITE-RED  
S6

BLACK-ANTHRACITE  
S7

ANTHRACITE-WHITE  
SA

SIZES

M, L, XL.

CODE

CODE 28": B429    CODE 26": B417





COMFORT 28 30

Available in 26"



Frame	ORBEA ALL USE TOP BAR
Fork	ORBEA HI-TEN CROSS
Crankset	SHIMANO FC-M131 28X38X48
Headset	SEMIINTEGRATED 1" 1/8
Handlebar	ORBEA CITY RAISED ALU
Stem	ADJUSTABLE 367 ALU
Shifters	SHIMANO STEF65
Brakes	ORBEA V-BRAKE ALU
Rear derailleur	SHIMANO TX35
Front derailleur	SHIMANO TX51
Chain	KMC Z50
Wheels	ORBEA HYPNO DW 28
Rear cogs	SHIMANO TZ31 14-34 7S
Tyres	KENDA HYBRID 700X40C
Pedals	VP-818
Seat post	ORBEA OC-I
Saddle	SELLE ROYAL WAVE OFF-ROAD
Quick stand	ORBEA CITY

COLORS

WHITE-RED  
S6

BLACK-ANTHRACITE  
S7

ANTHRACITE-WHITE  
SA

SIZES

M, L, XL.

CODE

CODE 28": B428    CODE 26": B416





COMFORT 28 40

Available in 26"



Frame	ORBEA ALL USE TOP BAR
Fork	ORBEA HI-TEN CROSS
Crankset	PROWHEEL
Headset	SEMIINTEGRATED 1" 1/8
Handlebar	ORBEA CITY RAISED ALU
Stem	ADJUSTABLE 367 ALU
Shifters	SHIMANO M310
Brake levers	ORBEA TREKKING ALU
Brakes	ORBEA V-BRAKE ALU
Rear derailleur	SHIMANO TX35
Chain	KMC Z50
Wheels	ORBEA HYPNO DW 28
Rear cogs	SHIMANO TZ31 14-34 7S
Tyres	KENDA HYBRID 700X40C
Pedals	VP-818
Seat post	ORBEA OC-I
Saddle	SELLE ROYAL WAVE OFF-ROAD
Quick stand	ORBEA CITY

COLORS

WHITE-RED  
S6

BLACK-ANTHRACITE  
S7

ANTHRACITE-WHITE  
SA

SIZES

M, L, XL.

CODE

CODE 28": B427    CODE 26": B415





COMFORT 28 10 ENTRANCE

Available in 26"



Frame	ORBEA ALL USE MID BAR
Fork	SUNTOUR NEX 4105
Crankset	SHIMANO ACERA 26X36X48
Headset	SEMIINTEGRATED 1" 1/8
Handlebar	ORBEA CITY RAISED ALU
Stem	ADJUSTABLE 367 ALU
Shifters	SHIMANO ACERA
Brake levers	ORBEA TREKKING ALU
Brakes	SHIMANO BR-M422
Rear derailleur	SHIMANO ACERA
Front derailleur	SHIMANO ACERA
Chain	SHIMANO HG53
Wheels	ORBEA HYPNO DW 28
Rear cogs	SRAM PG950 11-34 9S
Tyres	KENDA HYBRID 700X40C
Pedals	VP-818
Seat post	SP-70 W/SUSPENSION
Saddle	SELLE ROYAL WAVE CONFORT
Quick stand	ORBEA CITY

COLORS

- WHITE-BLUE  
S9
- BLACK-ANTHRACITE  
S8
- ANTHRACITE-WHITE  
SB

SIZES

M, L, XL.

CODE

CODE 28": B434    CODE 26": B422





COMFORT 28 20 ENTRANCE



Frame	ORBEA ALL USE MID BAR
Fork	SUNTOUR NEX 4110
Crankset	SHIMANO FC-M131 28X38X48
Headset	SEMIINTEGRATED 1" 1/8
Handlebar	ORBEA CITY RAISED ALU
Stem	ADJUSTABLE 367 ALU
Shifters	SHIMANO M310
Brakes	SHIMANO BR-M422
Rear derailleur	SHIMANO ACERA
Front derailleur	SHIMANO ACERA
Chain	KMC Z8
Wheels	ORBEA HYPNO DW 28
Rear cogs	SHIMANO HG31 11-34 8S
Tyres	KENDA HYBRID 700X40C
Pedals	VP-818
Seat post	SP-70 W/SUSPENSION
Saddle	SELLE ROYAL WAVE CONFORT
Quick stand	ORBEA CITY

COLORS

- WHITE-BLUE S9
- BLACK-ANTHRACITE S8
- ANTHRACITE-WHITE SB

SIZES

M, L, XL.

CODE

CODE 28': B433    CODE 26': B421





COMFORT 28 30 ENTRANCE

TECHNICAL FEATURES



Frame	ORBEA ALL USE MID BAR
Fork	ORBEA HI-TEN CROSS
Crankset	SHIMANO FC-M131 28X38X48
Headset	SEMIINTEGRATED 1" 1/8
Handlebar	ORBEA CITY RAISED ALU
Stem	ADJUSTABLE 367 ALU
Shifters	SHIMANO STEF65
Brakes	ORBEA V-BRAKE ALU
Rear derailleur	SHIMANO TX35
Front derailleur	SHIMANO TX51
Chain	KMC Z50
Wheels	ORBEA HYPNO DW 28
Rear cogs	SHIMANO TZ31 14-34 7S
Tyres	KENDA HYBRID 700X40C
Pedals	VP-818
Seat post	ORBEA OC-I
Saddle	SELLE ROYAL WAVE CONFORT
Quick stand	ORBEA CITY

COLORS

- WHITE-BLUE  
S9
- BLACK-ANTHRACITE  
S8
- ANTHRACITE-WHITE  
SB

SIZES

M, L, XL.

CODE

CODE 28': B432    CODE 26': B420





COMFORT 28 40 ENTRANCE



Frame	ORBEA ALL USE MID BAR
Fork	ORBEA HI-TEN CROSS
Crankset	PROWHEEL
Headset	SEMIINTEGRATED 1" 1/8
Handlebar	ORBEA CITY RAISED ALU
Stem	ADJUSTABLE 367 ALU
Shifters	SHIMANO M310
Brake levers	ORBEA TREKKING ALU
Brakes	ORBEA V-BRAKE ALU
Rear derailleur	SHIMANO TX35
Chain	KMC Z50
Wheels	ORBEA HYPNO DW 28
Rear cogs	SHIMANO TZ31 14-34 7S
Tyres	KENDA HYBRID 700X40C
Pedals	VP-818
Seat post	ORBEA OC-I
Saddle	SELLE ROYAL WAVE CONFORT
Quick stand	ORBEA CITY

COLORS

- WHITE-BLUE  
S9
- BLACK-ANTHRACITE  
S8
- ANTHRACITE-WHITE  
SB

SIZES

M, L, XL.

CODE

CODE 28': B431    CODE 26': B419





COMFORT 28 10 OPEN



Frame	ORBEA ALL USE LOW BAR
Fork	SUNTOUR NEX 4105
Crankset	SHIMANO ACERA 26X36X48
Headset	SEMIINTEGRATED 1" 1/8
Handlebar	ORBEA CITY RAISED ALU
Stem	ADJUSTABLE 367 ALU
Shifters	SHIMANO ACERA
Brake levers	ORBEA TREKKING ALU
Brakes	SHIMANO BR-M422
Rear derailleur	SHIMANO ACERA
Front derailleur	SHIMANO ACERA
Chain	SHIMANO HG53
Wheels	ORBEA HYPNO DW 28
Rear cogs	SRAM PG950 11-34 9S
Tyres	KENDA HYBRID 700X40C
Pedals	VP-818
Seat post	SP-70 W/SUSPENSION
Saddle	SELLE ROYAL WAVE CONFORT
Quick stand	ORBEA CITY

COLORS

- WHITE-BLUE SG
- BLACK-ANTHRACITE SD
- RED-SILVER SF

SIZES

M, L, XL.

CODE

CODE 28': B438    CODE 26': B426





COMFORT 28 20 OPEN



Frame	ORBEA ALL USE LOW BAR
Fork	SUNTOUR NEX 4105
Crankset	SHIMANO FC-M131 28X38X48
Headset	SEMIINTEGRATED 1" 1/8
Handlebar	ORBEA CITY RAISED ALU
Stem	ADJUSTABLE 367 ALU
Shifters	SHIMANO M310
Brakes	SHIMANO BR-M422
Rear derailleur	SHIMANO ACERA
Front derailleur	SHIMANO ACERA
Chain	ORBEA Z8
Wheels	ORBEA HYPNO DW 28
Rear cogs	SHIMANO HG31 11-34 8S
Tyres	KENDA HYBRID 700X40C
Pedals	VP-818
Seat post	SP-70 W/SUSPENSION
Saddle	SELLE ROYAL WAVE CONFORT
Quick stand	ORBEA CITY

COLORS

WHITE-BLUE  
SG

BLACK-ANTHRACITE  
SD

RED-SILVER  
SF

SIZES

M, L, XL.

CODE

CODE 28': B437 CODE 26': B425





COMFORT 28 30 OPEN



Frame	ORBEA ALL USE LOW BAR
Fork	ORBEA HI-TEN CROSS
Crankset	SHIMANO FC-M131 28X38X48
Headset	SEMIINTEGRATED 1" 1/8
Handlebar	ORBEA CITY RAISED ALU
Stem	ADJUSTABLE 367 ALU
Shifters	SHIMANO STEF65
Brakes	ORBEA V-BRAKE ALU
Rear derailleur	SHIMANO TX35
Front derailleur	SHIMANO TX51
Chain	KMC Z50
Wheels	ORBEA HYPNO DW 28
Rear cogs	SHIMANO TZ31 14-34 7S
Tyres	KENDA HYBRID 700X40C
Pedals	VP-818
Seat post	ORBEA OC-I
Saddle	SELLE ROYAL WAVE CONFORT
Quick stand	ORBEA CITY

COLORS

WHITE-BLUE  
SG

BLACK-ANTHRACITE  
SD

RED-SILVER  
SF

SIZES

M, L, XL.

CODE

CODE 28': B436 CODE 26': B424





COMFORT 28 40 OPEN

TECHNICAL FEATURES



Available in 26"



Frame	ORBEA ALL USE LOW BAR
Fork	ORBEA HI-TEN CROSS
Crankset	PROWHEEL
Headset	SEMIINTEGRATED 1" 1/8
Handlebar	ORBEA CITY RAISED ALU
Stem	ADJUSTABLE 367 ALU
Shifters	SHIMANO M310
Brake levers	ORBEA TREKKING ALU
Brakes	ORBEA V-BRAKE ALU
Rear derailleur	SHIMANO TX35
Chain	KMC Z50
Wheels	ORBEA HYPNO DW 28
Rear cogs	SHIMANO TZ31 14-34 7S
Tyres	KENDA HYBRID 700X40C
Pedals	VP-818
Seat post	ORBEA OC-I
Saddle	SELLE ROYAL WAVE CONFORT
Quick stand	ORBEA CITY

COLORS

 WHITE-BLUE  
SG

 BLACK-ANTHRACITE  
SD

 RED-SILVER  
SF

SIZES

M, L, XL.

CODE

CODE 28": B435 CODE 26": B423





ORBEA

# TREKKING

THE ROAD ISN'T PART OF THE TRIP.  
IT'S THE TRIP ITSELF.





*COMFORT*  
*equipped*





# ERGONOMICS. COMFORT 28 EQ.

## SIZE

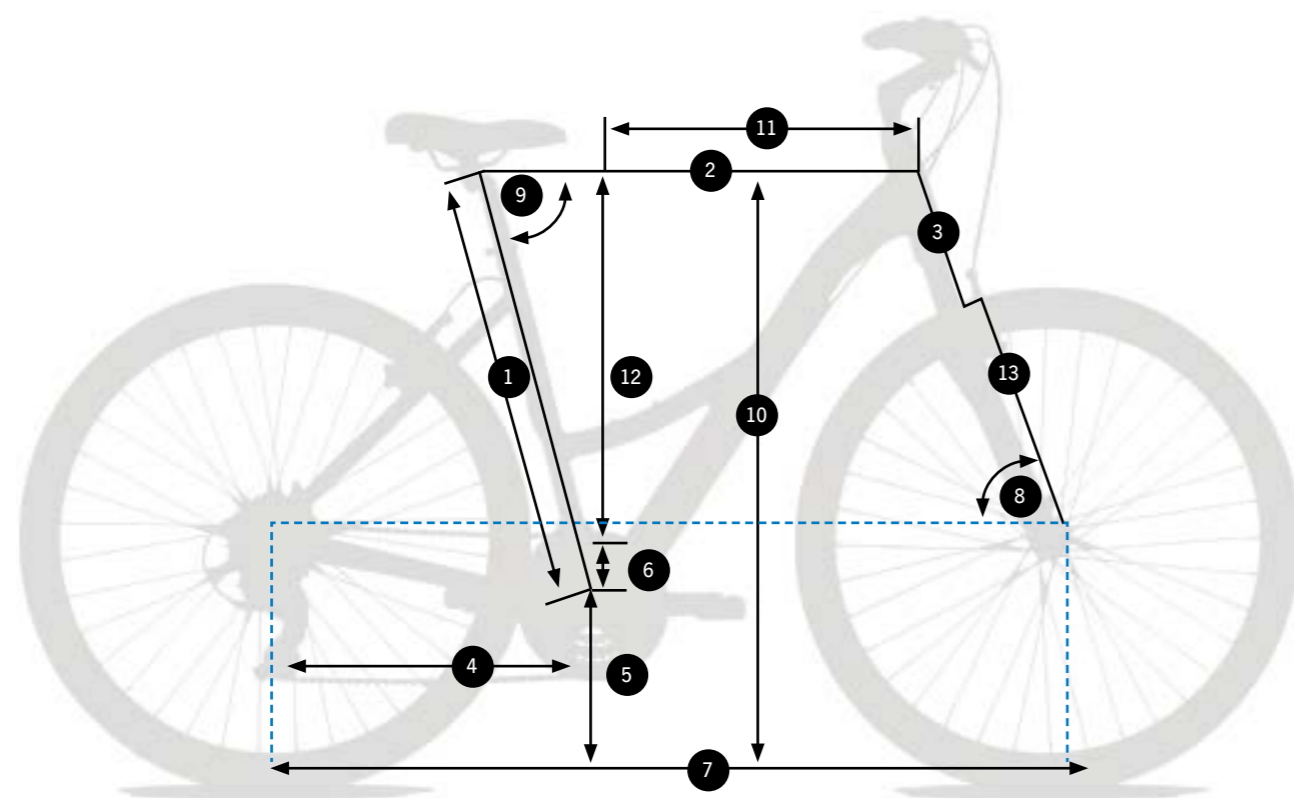
## GEOMETRY

SIZE (mm)	M	L	XL
Crank	175	175	175
Stem	150	150	150
Handlebar	640	640	640

HEIGHT (cm)	SIZES
165-175	M
175-185	L
185-205	XL

\* Comfort 28 20, 30 and 40: Crank 170

SIZES (mm)	SLOPING			ENTRANCE			OPEN		
	M	L	XL	M	L	XL	M	L	XL
1. Seat tube	431	465	499	427	457	510	425	460	510
2. Top tube (EFF)	575,5	603	631,9	566,5	589	617,86	543,95	571,98	590
3. Head tube	110	120	140	110	120	140	130	145	160
4. Chain stay		450			450			450	
5. BB height		305			305			305	
6. BB offset		-65			-65			-65	
7. Wheelbase	1070,8	1098,8	1128,8	1061,8	1084,8	1114,8	1045,8	1074,8	1093,8
8. Head angle		71°			71°			70,5°	
9. Seat angle		74°			74°			74°	
10. Standover	810,1	831,3	858,6	754,04	770,61	803,7	598	598	598
11. Reach	401,5	426,32	449,8	393	412,3	435,8	365,18	389,16	404
12. Stack	606,58	616	634,93	606	616	634,9	623,45	637,6	651,7
13. Fork length	475 ( 80 mm )			475 ( 80 mm )			475 ( 80 mm )		







# ERGONOMICS. COMFORT 26 EQ.

# SIZE

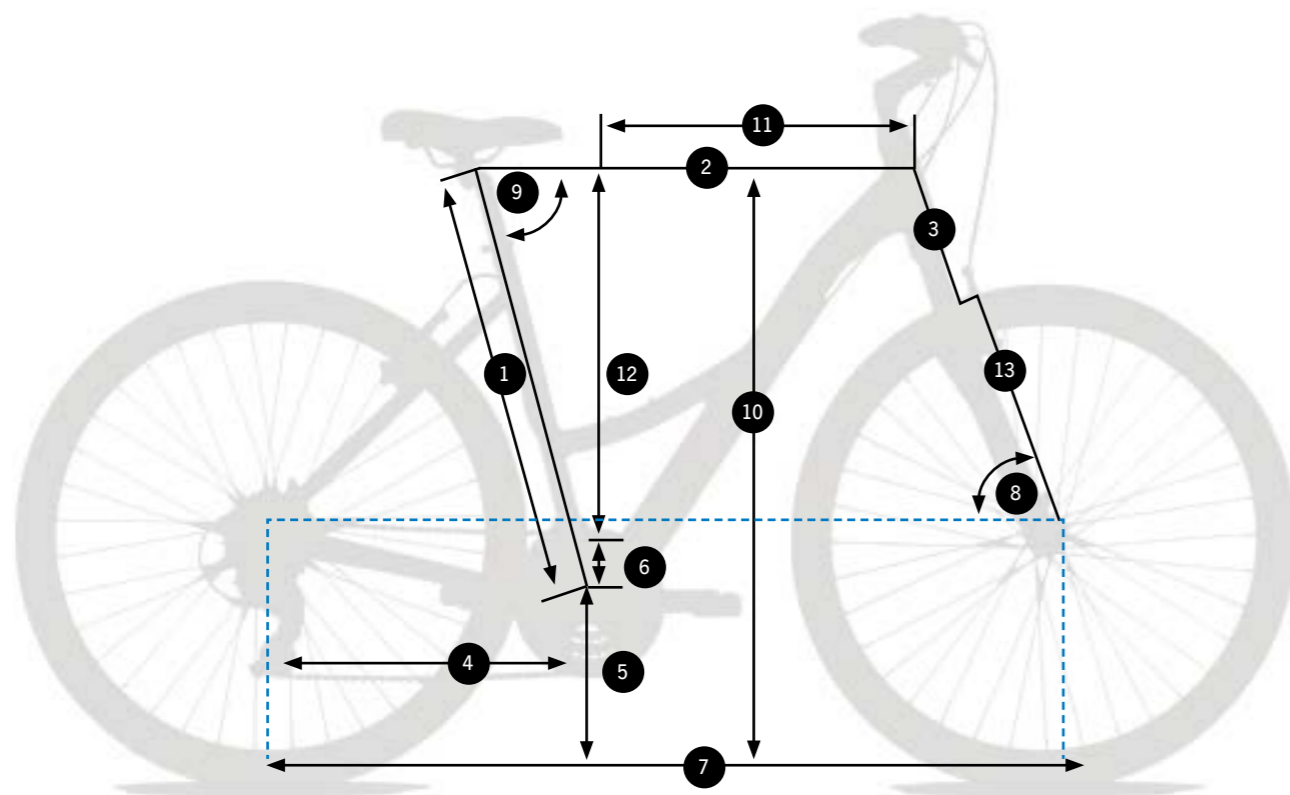
# GEOMETRY

SIZE (mm)	S	M	L
Crank *	175	175	175
Stem	150	150	150
Handlebar	640	640	640

HEIGHT (cm)	SIZES
150-165	S
165-180	M
177-200	L

\* Comfort 26 20, 30 and 40: Crank 170

SIZES (mm)	SLOPING			ENTRANCE			OPEN		
	S	M	L	S	M	L	S	M	L
1. Seat tube	372	397	443	354	401	451	340	405	460
2. Top tube (EFF)	538,1	563,78	593,1	528,1	552,8	582,6	524,2	549,5	572,9
3. Head tube	120	130	140	120	140	150	150	160	170
4. Chain stay		425			425			425	
5. BB height		298			298			298	
6. BB offset		42			42			42	
7. Wheelbase	1022	1047,95	1073	1012	1038	1063	1013	1035,95	1060
8. Head angle	70,5°	70,5°	71°	70,5°	70,5°	71°		70,5°	
9. Seat angle		74°			74°			74°	
10. Standover	752	769,2	795,5	690,8	744	750,5		560	
11. Reach	375	398	424,5	365,4	384,7	411,5	356,7	376	396,9
12. Stack	567,46	577	588,3	567,4	586,3	597,82	595,8	605,1	614,6
13. Fork length	450 ( 80 mm )			450 ( 80 mm )			450 ( 80 mm )		







## COMFORT 28 10 EQ



## COLORS

 WHITE-RED  
S6

 BLACK-ANTHRACITE  
S7

 ANTHRACITE-WHITE  
SA

## SIZES

M, L, XL.

## TECHNICAL FEATURES

ORBEA

Frame	ORBEA ALL USE TOP BAR
Fork	SUNTOUR NEX 4FRONT CARRIER
Crankset	SHIMANO ACERA 26X36X48
Headset	SEMIINTEGRATED 1" 1/8
Handlebar	ORBEA CITY RAISED ALU
Stem	ADJUSTABLE 367 ALU
Shifters	SHIMANO ACERA
Brake levers	ORBEA TREKKING ALU
Brakes	SHIMANO BR-M422
Rear derailleur	SHIMANO ACERA
Front derailleur	SHIMANO ACERA
Chain	SHIMANO HG53
Wheels	ORBEA HYPNO DW 28
Rear cogs	SRAM PG950 11-34 9S
Tyres	KENDA HYBRID 700X40C
Pedals	VP-818
Seat post	SP-70 W/SUSPENSION
Saddle	SELLE ROYAL WAVE OFF-ROAD
Rear carrier	ORBEA CARRIER
Mudguard	ORBEA BLACK
Front light	MICRO FF AUTO
Rear light	BASTA RIFF
Dynamo	SHIMANO DH3N31
Quick stand	ORBEA CITY

## CODE

CODE 28': B462 CODE 26': B478





## COMFORT 28 20 EQ



## COLORS

 WHITE-RED  
S6

 BLACK-ANTHRACITE  
S7

 ANTHRACITE-WHITE  
SA

## SIZES

M, L, XL.

## TECHNICAL FEATURES

ORBEA

Frame	ORBEA ALL USE TOP BAR
Fork	SUNTOUR NEX 4105
Crankset	SHIMANO FC-M131 28X38X48
Headset	SEMIINTEGRATED 1" 1/8
Handlebar	ORBEA CITY RAISED ALU
Stem	ADJUSTABLE 367 ALU
Shifters	SHIMANO M310
Brakes	SHIMANO BR-M422
Rear derailleur	SHIMANO ACERA
Front derailleur	SHIMANO ACERA
Chain	ORBEA Z8
Wheels	ORBEA HYPNO DW 28
Rear cogs	SHIMANO HG31 11-34 8S
Tyres	KENDA HYBRID 700X40C
Pedals	VP-818
Seat post	SP-70 W/SUSPENSION
Saddle	SELLE ROYAL WAVE OFF ROAD
Rear carrier	ORBEA CARRIER
Mudguard	ORBEA BLACK
Front light	MICRO FF AUTO
Rear light	BASTA RIFF
Dynamo	SHIMANO DH3N31
Quick stand	ORBEA CITY

## CODE

CODE 28': B461 CODE 26': B477





COMFORT 28 30 EQ

Available in 26"



Frame	ORBEA ALL USE TOP BAR
Fork	ORBEA HI-TEN CROSS
Crankset	SHIMANO FC-M131 28X38X48
Headset	SEMIINTEGRATED 1" 1/8
Handlebar	ORBEA CITY RAISED ALU
Stem	ADJUSTABLE 367 ALU
Shifters	SHIMANO STEF65
Brakes	ORBEA V-BRAKE ALU
Rear derailleur	SHIMANO TX35
Front derailleur	SHIMANO TX51
Chain	KMC Z50
Wheels	ORBEA HYPNO DW 28
Rear cogs	SHIMANO TZ31 14-34 7S
Tyres	KENDA HYBRID 700X40C
Pedals	VP-818
Seat post	ORBEA OC-I
Saddle	SELLE ROYAL WAVE OFF ROAD
Rear carrier	ORBEA CARRIER
Mudguard	ORBEA BLACK
Quick stand	ORBEA CITY

COLORS

WHITE-RED  
S6

BLACK-ANTHRACITE  
S7

ANTHRACITE-WHITE  
SA

SIZES

M, L, XL.

CODE

CODE 28': B460    CODE 26': B476





COMFORT 28 40 EQ



Frame	ORBEA ALL USE TOP BAR
Fork	ORBEA HI-TEN CROSS
Crankset	PROWHEEL
Headset	SEMIINTEGRATED 1" 1/8
Handlebar	ORBEA CITY RAISED ALU
Stem	ADJUSTABLE 367 ALU
Shifters	SHIMANO M310
Brake levers	ORBEA TREKKING ALU
Brakes	ORBEA V-BRAKE ALU
Rear derailleur	SHIMANO TX35
Chain	KMC Z50
Wheels	ORBEA HYPNO DW 28
Rear cogs	SHIMANO TZ31 14-34 7S
Tyres	KENDA HYBRID 700X40C
Pedals	VP-818
Seat post	ORBEA OC-I
Saddle	SELLE ROYAL WAVE OFF ROAD
Rear carrier	ORBEA CARRIER
Mudguard	ORBEA BLACK
Quick stand	ORBEA CITY

COLORS

- WHITE-RED  
S6
- BLACK-ANTHRACITE  
S7
- ANTHRACITE-WHITE  
SA

SIZES

M, L, XL.

CODE

CODE 28': B459    CODE 26': B475





COMFORT 28 10 ENTRANCE EQ



Frame	ORBEA ALL USE MID BAR
Fork	SUNTOUR NEX 4105
Crankset	SHIMANO ACERA 26X36X48
Headset	SEMIINTEGRATED 1" 1/8
Handlebar	ORBEA CITY RAISED ALU
Stem	ADJUSTABLE 367 ALU
Shifters	SHIMANO ACERA
Brake levers	ORBEA TREKKING ALU
Brakes	SHIMANO BR-M422
Rear derailleur	SHIMANO ACERA
Front derailleur	SHIMANO ACERA
Chain	SHIMANO HG53
Wheels	ORBEA HYPNO DW 28
Rear cogs	SRAM PG950 11-34 9S
Tyres	KENDA HYBRID 700X40C
Pedals	VP-818
Seat post	SP-70 W/SUSPENSION
Saddle	SELLE ROYAL WAVE CONFORT
Rear carrier	ORBEA CARRIER
Mudguard	ORBEA BLACK
Front light	MICRO FF AUTO
Rear light	BASTA RIFF
Dynamo	SHIMANO DH3N31
Quick stand	ORBEA CITY

COLORS

 WHITE-BLUE  
S9

 BLACK-ANTHRACITE  
S8

 ANTHRACITE-WHITE  
SB

SIZES

M, L, XL.

CODE

CODE 28': B466    CODE 26': B482





COMFORT 28 20 ENTRANCE EQ



Frame	ORBEA ALL USE MID BAR
Fork	SUNTOUR NEX 4105
Crankset	SHIMANO FC-M131 28X38X48
Headset	SEMIINTEGRATED 1" 1/8
Handlebar	ORBEA CITY RAISED ALU
Stem	ADJUSTABLE 367 ALU
Shifters	SHIMANO M310
Brakes	SHIMANO BR-M422
Rear derailleur	SHIMANO ACERA
Front derailleur	SHIMANO ACERA
Chain	KMC Z8
Wheels	ORBEA HYPNO DW 28
Rear cogs	SHIMANO HG31 11-34 8S
Tyres	KENDA HYBRID 700X40C
Pedals	VP-818
Seat post	SP-70 W/SUSPENSION
Saddle	SELLE ROYAL WAVE CONFORT
Rear carrier	ORBEA CARRIER
Mudguard	ORBEA BLACK
Front light	MICRO FF AUTO
Rear light	BASTA RIFF
Dynamo	SHIMANO DH3N31
Quick stand	ORBEA CITY

COLORS

 WHITE-BLUE  
S9

 BLACK-ANTHRACITE  
S8

 ANTHRACITE-WHITE  
SB

SIZES

M, L, XL.

CODE

CODE 28': B465    CODE 26': B481





COMFORT 28 30 ENTRANCE EQ

Available in 26"



Frame	ORBEA ALL USE MID BAR
Fork	ORBEA HI-TEN CROSS
Crankset	SHIMANO FC-M131 28X38X48
Headset	SEMIINTEGRATED 1" 1/8
Handlebar	ORBEA CITY RAISED ALU
Stem	ADJUSTABLE 367 ALU
Shifters	SHIMANO STEF65
Brakes	ORBEA V-BRAKE ALU
Rear derailleur	SHIMANO TX35
Front derailleur	SHIMANO TX51
Chain	KMC Z50
Wheels	ORBEA HYPNO DW 28
Rear cogs	SHIMANO TZ31 14-34 7S
Tyres	KENDA HYBRID 700X40C
Pedals	VP-818
Seat post	ORBEA OC-I
Saddle	SELLE ROYAL WAVE CONFORT
Rear carrier	ORBEA CARRIER
Mudguard	ORBEA BLACK
Quick stand	ORBEA CITY

COLORS

WHITE-BLUE  
S9

BLACK-ANTHRACITE  
S8

ANTHRACITE-WHITE  
SB

SIZES

M, L, XL.

CODE

CODE 28': B464    CODE 26': B480





COMFORT 28 40 ENTRANCE EQ



Available in 26"

TECHNICAL FEATURES

Frame	ORBEA ALL USE MID BAR
Fork	ORBEA HI-TEN CROSS
Crankset	PROWHEEL
Headset	SEMIINTEGRATED 1" 1/8
Handlebar	ORBEA CITY RAISED ALU
Stem	ADJUSTABLE 367 ALU
Shifters	SHIMANO M310
Brake levers	ORBEA TREKKING ALU
Brakes	ORBEA V-BRAKE ALU
Rear derailleur	SHIMANO TX35
Chain	KMC Z50
Wheels	ORBEA HYPNO DW 28
Rear cogs	SHIMANO TZ31 14-34 7S
Tyres	KENDA HYBRID 700X40C
Pedals	VP-818
Seat post	ORBEA OC-I
Saddle	SELLE ROYAL WAVE CONFORT
Rear carrier	ORBEA CARRIER
Mudguard	ORBEA BLACK
Quick stand	ORBEA CITY

COLORS

- WHITE-BLUE  
S9
- BLACK-ANTHRACITE  
S8
- ANTHRACITE-WHITE  
SB

SIZES

M, L, XL.

CODE

CODE 28": B463    CODE 26": B479





COMFORT 28 10 OPEN EQ



Available in 26'

Frame	ORBEA ALL USE LOW BAR
Fork	SUNTOUR NEX 4C105
Crankset	SHIMANO ACERA 26X36X48
Headset	SEMIINTEGRATED 1" 1/8
Handlebar	ORBEA CITY RAISED ALU
Stem	ADJUSTABLE 367 ALU
Shifters	SHIMANO ACERA
Brake levers	ORBEA TREKKING ALU
Brakes	SHIMANO BR-M422
Rear derailleur	SHIMANO ACERA
Front derailleur	SHIMANO ACERA
Chain	SHIMANO HG53
Wheels	ORBEA HYPNO DW 28
Rear cogs	SRAM PG950 11-34 9S
Tyres	KENDA HYBRID 700X40C
Pedals	VP-818
Seat post	SP-70 W/SUSPENSION
Saddle	SELLE ROYAL WAVE CONFORT
Rear carrier	ORBEA CARRIER
Mudguard	ORBEA BLACK
Front light	MICRO FF AUTO
Rear light	BASTA RIFF
Dynamo	SHIMANO DH3N31
Quick stand	ORBEA CITY

COLORS

 WHITE-BLUE  
SG

 BLACK-ANTHRACITE  
SD

 RED-SILVER  
SF

SIZES

M, L, XL.

CODE

CODE 28': B470    CODE 26': B486





COMFORT 28 20 OPEN EQ



Available in 26"

Frame	ORBEA ALL USE LOW BAR
Fork	SUNTOUR NEX 4105
Crankset	SHIMANO FC-M131 28X38X48
Headset	SEMIINTEGRATED 1" 1/8
Handlebar	ORBEA CITY RAISED ALU
Stem	ADJUSTABLE 367 ALU
Shifters	SHIMANO M310
Brakes	SHIMANO BR-M422
Rear derailleur	SHIMANO ACERA
Front derailleur	SHIMANO ACERA
Chain	KMC Z8
Wheels	ORBEA HYPNO DW 28
Rear cogs	SHIMANO HG31 11-34 8S
Tyres	KENDA HYBRID 700X40C
Pedals	VP-818
Seat post	SP-70 W/SUSPENSION
Saddle	SELLE ROYAL WAVE CONFORT
Rear carrier	ORBEA CARRIER
Mudguard	ORBEA BLACK
Front light	MICRO FF AUTO
Rear light	BASTA RIFF
Dynamo	SHIMANO DH3N31
Quick stand	ORBEA CITY

COLORS

WHITE-BLUE  
SG

BLACK-ANTHRACITE  
SD

RED-SILVER  
SF

SIZES

M, L, XL.

CODE

CODE 28': B469    CODE 26': B485





COMFORT 28 30 OPEN EQ

Available in 26"



Frame	ORBEA ALL USE LOW BAR
Fork	ORBEA HI-TEN CROSS
Crankset	SHIMANO FC-M131 28X38X48
Headset	SEMIINTEGRATED 1" 1/8
Handlebar	ORBEA CITY RAISED ALU
Stem	ADJUSTABLE 367 ALU
Shifters	SHIMANO STEF65
Brakes	ORBEA V-BRAKE ALU
Rear derailleur	SHIMANO TX35
Front derailleur	SHIMANO TX51
Chain	KMC Z50
Wheels	ORBEA HYPNO DW 28
Rear cogs	SHIMANO TZ31 14-34 7S
Tyres	KENDA HYBRID 700X40C
Pedals	VP-818
Seat post	ORBEA OC-I
Saddle	SELLE ROYAL WAVE CONFORT
Rear carrier	ORBEA CARRIER
Mudguard	ORBEA BLACK
Quick stand	ORBEA CITY

COLORS

WHITE-BLUE  
SG

BLACK-ANTHRACITE  
SD

RED-SILVER  
SF

SIZES

M, L, XL.

CODE

CODE 28': B468 CODE 26': B484





COMFORT 28 40 OPEN EQ

Available in 26"



Frame	ORBEA ALL USE LOW BAR
Fork	ORBEA HI-TEN CROSS
Crankset	PROWHEEL
Headset	SEMIINTEGRATED 1" 1/8
Handlebar	ORBEA CITY RAISED ALU
Stem	ADJUSTABLE 367 ALU
Shifters	SHIMANO M310
Brake levers	ORBEA TREKKING ALU
Brakes	ORBEA V-BRAKE ALU
Rear derailleur	SHIMANO TX35
Chain	KMC Z50
Wheels	ORBEA HYPNO DW 28
Rear cogs	SHIMANO TZ31 14-34 7S
Tyres	KENDA HYBRID 700X40C
Pedals	VP-818
Seat post	ORBEA OC-I
Saddle	SELLE ROYAL WAVE CONFORT
Rear carrier	ORBEA CARRIER
Mudguard	ORBEA BLACK
Quick stand	ORBEA CITY

COLORS

WHITE-BLUE  
SG

BLACK-ANTHRACITE  
SD

RED-SILVER  
SF


SIZES

M, L, XL.

CODE

CODE 28': B467    CODE 26': B483





TRAVEL





# ERGONOMICS

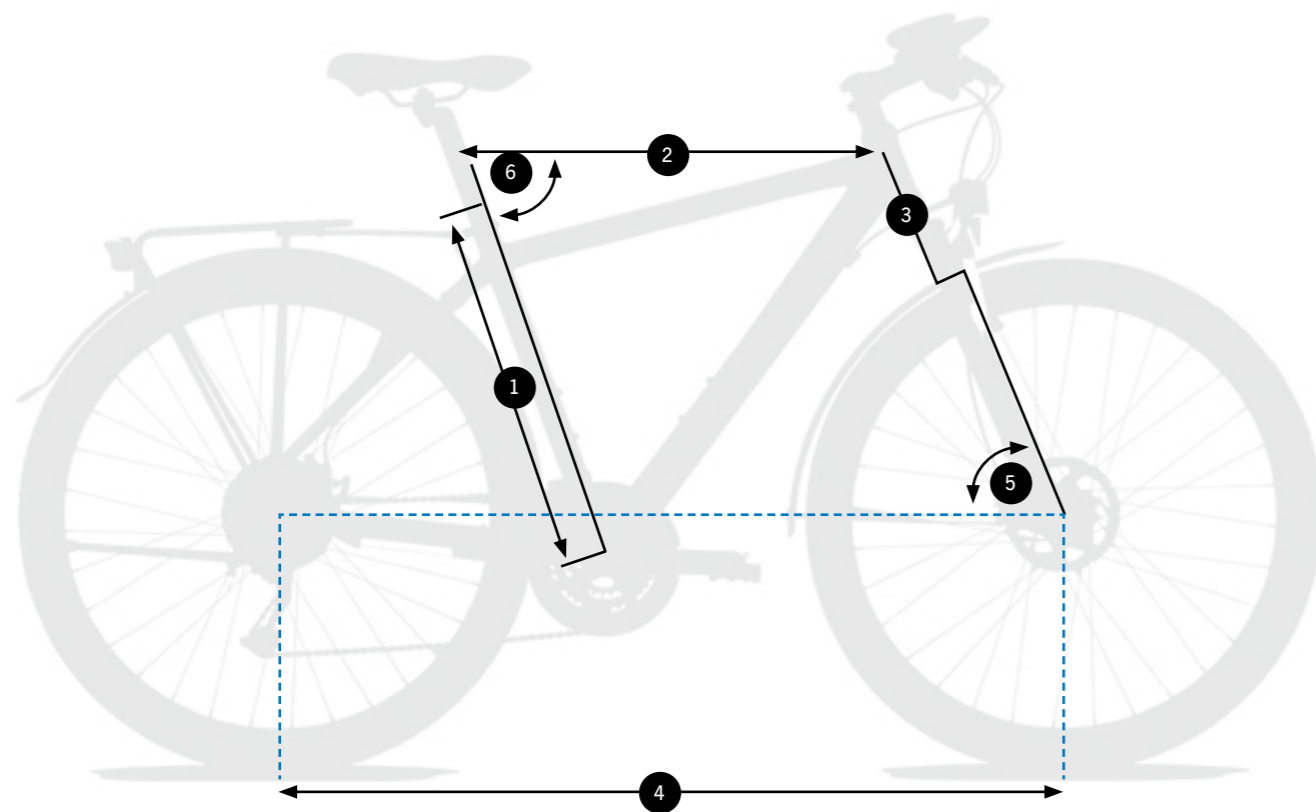
SIZE (mm)	17	19	20,5	22	23,5
Crank	175	175	175	175	175
Stem	150	150	180	180	180
Handlebar	600	600	600	600	600

# SIZE

HEIGHT (cm)	SIZES
<175	17
175-180	19
180-185	20,5
185-190	22
>190	23,5

# GEOMETRY

SIZES (mm)	17	19	20,5	22	23,5
1. Seat tube	432	480	520	560	600
2. Top tube (EFF)	565	575	590	600	615
3. Head tube	100	110	120	155	175
4. Wheelbase	1056	1066	1072	1077	1098
5. Head angle	70°	70°	71°	72°	72°
6. Seat angle	72°	72°	72°	72,5°	73°







## TRAVEL H 10



## TECHNICAL FEATURES

ORBEA

Frame	ORBEA T-RAVEL
Fork	SUNTOUR NCX D LO ALU RIGID CARBON RIGID
Crankset	SHIMANO FCT551 26X36X48
Headset	SEMIINTEGRATED 1" 1/8
Handlebar	ORBEA RAISED ALU HORNBAR CONFORT
Stem	ORBEA ADJUSTABLE
Shifters	SHIMANO DEORE
Brakes	FORMULA RX DISC V-BRAKE
Rear derailleur	SHIMANO DEORE
Front derailleur	SHIMANO XT
Chain	SHIMANO HG54
Wheels	ORBEA DISC 28"
Rear cogs	SHIMANO HG50 11-36 10S
Tyres	VITTORIA RAND TRAIL 700X38
Pedals	VP X93
Seat post	ORBEA OC-I SP-371 SUSPENSION
Saddle	SELLE ROYAL RESPIRO
Rear carrier	TUBUS FLY
Mudguard	ORBEA ALU
Front light	MICRO FF AUTO AXA NANO USB
Rear light	BASTA RIFF
Dynamo	SHIMANO ALFINE
Quick stand	PLETSCHER ALU
<b>PACK</b>	<b>TOURING PACK</b>
Fork	ORBEA ALUMINIUM RIGID
Rear carrier	TUBUS LOGO
Front carrier	TUBUS LOWRIDER ERGO
Quick stand	TUBUS FRONT

## COLORS



## SIZES

17, 19, 20.5, 22, 23.5.

## CODE

CODE: B445





## TRAVEL H 20



## TECHNICAL FEATURES

ORBEA

Frame	ORBEA T-RAVEL
Fork	SUNTOUR NCX D LO ALU RIGID CARBON RIGID
Crankset	SHIMANO ACERA 26X36X48
Headset	SEMIINTEGRATED 1" 1/8
Handlebar	ORBEA RAISED ALU HORNBAR CONFORT
Stem	ADJUSTABLE 367 ALU
Shifters	SHIMANO ACERA
Brakes	FORMULA RX DISC V-BRAKE
Rear derailleur	SHIMANO ACERA
Front derailleur	SHIMANO ACERA
Chain	SHIMANO HG53
Wheels	ORBEA DISC 28"
Rear cogs	SRAM PG950 11-34 9S
Tyres	VITTORIA RAND TRAIL 700X38
Pedals	VP X93
Seat post	ORBEA OC-I SP-371 SUSPENSION
Saddle	SELLE ROYAL RESPIRO
Rear carrier	TUBUS FLY
Mudguard	ORBEA ALU
Front light	MICRO FF AUTO AXA NANO USB
Rear light	BASTA RIFF
Dynamo	SHIMANO ALFINE
Quick stand	PLETSCHER ALU
<b>PACK</b>	<b>TOURING PACK</b>
Fork	ORBEA ALUMINIUM RIGID
Rear carrier	TUBUS LOGO
Front carrier	TUBUS LOWRIDER ERGO
Quick stand	TUBUS FRONT
Headset	SEMIINTEGRATED 1" 1/8
Stem	ORBEA ADJUSTABLE

## COLORS



## SIZES

17, 19, 20.5, 22, 23.5.

## CODE

CODE: B444





## TRAVEL H 30



## COLORS



## SIZES

17, 19, 20.5, 22, 23.5.

## TECHNICAL FEATURES

ORBEA

Frame	ORBEA T-RAVEL
Fork	SUNTOUR NCX D LO ALU RIGID CARBON RIGID
Crankset	SHIMANO ACERA 26X36X48
Headset	SEMIINTEGRATED 1" 1/8
Handlebar	ORBEA RAISED ALU HORNBAR CONFORT
Stem	ADJUSTABLE 367 ALU
Shifters	SHIMANO ACERA
Brake levers	SHIMANO DEORE
Brakes	SHIMANO BR-M422
Rear derailleur	SHIMANO ACERA
Front derailleur	SHIMANO ACERA
Chain	SHIMANO HG53
Wheels	ORBEA DW19 28"
Rear cogs	SRAM PG950 11-34 9S
Tyres	VITTORIA RAND TRAIL 700X38
Pedals	ALU ANODIZED
Seat post	ORBEA OC-I SP-371 SUSPENSION
Saddle	SELLE ROYAL WAVE OFF-ROAD SELLE ROYAL RESPIRO
Rear carrier	TUBUS FLY
Mudguard	ORBEA ALU
Front light	MICRO FF AUTO AXA NANO USB
Rear light	BASTA RIFF
Dynamo	SHIMANO DH3N31
Quick stand	PLETSCHER ALU
<b>PACK</b>	<b>TOURING PACK</b>
Fork	ORBEA ALUMINIUM RIGID
Rear carrier	TUBUS LOGO
Front carrier	TUBUS LOWRIDER ERGO
Quick stand	TUBUS FRONT
Headset	SEMIINTEGRATED 1" 1/8
Stem	ORBEA ADJUSTABLE

## CODE

CODE: B443





## TRAVEL H 10 DAMA



## TECHNICAL FEATURES

ORBEA

Frame	ORBEA T-RAVEL DAMA
Fork	SUNTOUR NCX D LO ALU RIGID CARBON RIGID
Crankset	SHIMANO FCT551 26X36X48
Headset	SEMIINTEGRATED 1" 1/8
Handlebar	ORBEA RAISED ALU HORNBAR CONFORT
Stem	ORBEA ADJUSTABLE
Shifters	SHIMANO DEORE
Brakes	FORMULA RX DISC V-BRAKE
Rear derailleur	SHIMANO DEORE
Front derailleur	SHIMANO XT
Chain	SHIMANO HG54
Wheels	ORBEA DISC 28"
Rear cogs	SHIMANO HG50 11-36 10S
Tyres	VITTORIA RAND TRAIL 700X38
Pedals	VP X93
Seat post	ORBEA OC-I SP-371 SUSPENSION
Saddle	SELLE ROYAL RESPIRO
Rear carrier	TUBUS FLY
Mudguard	ORBEA ALU
Front light	MICRO FF AUTO AXA NANO USB
Rear light	BASTA RIFF
Dynamo	SHIMANO ALFINE
Quick stand	PLETSCHER ALU
<b>PACK</b>	<b>TOURING PACK</b>
Fork	ORBEA ALUMINIUM RIGID
Rear carrier	TUBUS LOGO
Front carrier	TUBUS LOWRIDER ERGO
Quick stand	TUBUS FRONT

## COLORS

BLACK  
JRRED  
JVANTHRACITE  
JTWHITE  
JU

## SIZES

17, 19, 20.5, 22.

## CODE

CODE: B448





## TRAVEL H 20 DAMA



## TECHNICAL FEATURES

ORBEA

Frame	ORBEA T-RAVEL DAMA
Fork	SUNTOUR NCX D LO ALU RIGID CARBON RIGID
Crankset	SHIMANO ACERA 26X36X48
Headset	SEMIINTEGRATED 1" 1/8
Handlebar	ORBEA RAISED ALU HORNBAR CONFORT
Stem	ADJUSTABLE 367 ALU
Shifters	SHIMANO ACERA
Brakes	FORMULA RX DISC V-BRAKE
Rear derailleur	SHIMANO ACERA
Front derailleur	SHIMANO ACERA
Chain	SHIMANO HG53
Wheels	ORBEA DISC 28"
Rear cogs	SRAM PG950 11-34 9S
Tyres	VITTORIA RAND TRAIL 700X38
Pedals	VP X93
Seat post	ORBEA OC-I SP-371 SUSPENSION
Saddle	SELLE ROYAL RESPIRO
Rear carrier	TUBUS FLY
Mudguard	ORBEA ALU
Front light	MICRO FF AUTO AXA NANO USB
Rear light	BASTA RIFF
Dynamo	SHIMANO ALFINE
Quick stand	PLETSCHER ALU
<b>PACK</b>	<b>TOURING PACK</b>
Fork	ORBEA ALUMINIUM RIGID
Rear carrier	TUBUS LOGO
Front carrier	TUBUS LOWRIDER ERGO
Quick stand	TUBUS FRONT
Headset	SEMIINTEGRATED 1" 1/8
Stem	ORBEA ADJUSTABLE

## COLORS



## SIZES

17, 19, 20.5, 22.

## CODE

CODE: B447





## TRAVEL H 30 DAMA



## COLORS



## SIZES

17, 19, 20.5, 22.

## TECHNICAL FEATURES

ORBEA

Frame	ORBEA T-RAVEL DAMA
Fork	SUNTOUR NCX D LO ALU RIGID CARBON RIGID
Crankset	SHIMANO ACERA 26X36X48
Headset	SEMIINTEGRATED 1" 1/8
Handlebar	ORBEA RAISED ALU HORNBAR CONFORT
Stem	ADJUSTABLE 367 ALU
Shifters	SHIMANO ACERA
Brake levers	SHIMANO DEORE
Brakes	SHIMANO BR-M422
Rear derailleur	SHIMANO ACERA
Front derailleur	SHIMANO ACERA
Chain	SHIMANO HG53
Wheels	ORBEA DW19 28"
Rear cogs	SRAM PG950 11-34 9S
Tyres	VITTORIA RAND TRAIL 700X38
Pedals	ALU ANODIZED
Seat post	ORBEA OC-I SP-371 SUSPENSION
Saddle	SELLE ROYAL WAVE CONFORT SELLE ROYAL RESPIRO
Rear carrier	TUBUS FLY
Mudguard	ORBEA ALU
Front light	MICRO FF AUTO AXA NANO USB
Rear light	BASTA RIFF
Dynamo	SHIMANO DH3N31
Quick stand	PLETSCHER ALU
<b>PACK</b>	<b>TOURING PACK</b>
Fork	ORBEA ALUMINIUM RIGID
Rear carrier	TUBUS LOGO
Front carrier	TUBUS LOWRIDER ERGO
Quick stand	TUBUS FRONT
Headset	SEMIINTEGRATED 1" 1/8
Stem	ORBEA ADJUSTABLE

## CODE

CODE: B446





## TRAVEL ELECTRIC



## TECHNICAL FEATURES

ORBEA

Frame	ORBEA T-RAVEL
Fork	SUNTOUR NCX D LO
Crankset	SHIMANO ACERA 26X36X48
Headset	SEMIINTEGRATED 1" 1/8
Handlebar	ORBEA FLAT ALU
Stem	ORBEA ADJUSTABLE
Shifters	SHIMANO ACERA
Brakes	TEKTRO E-SUB
Rear derailleur	SHIMANO ACERA
Front derailleur	SHIMANO ACERA
Chain	SHIMANO HG53
	AXA DEFENDER
Wheels	ORBEA DISC 28"
Rear cogs	DNP 11-34 9S
Tyres	VITTORIA RAND TRAIL 700X38
Pedals	VP X93
Seat post	ORBEA OC-I
Saddle	SELLE ROYAL RESPIRO
Rear carrier	CURANA ELECTRIC
Mudguard	ORBEA ALU
Front light	BASTA SPRINT INOX
Quick stand	PLETSCHER ALU
Motor	BIONX PL 250W HIGH TORQUE
Battery	LIMN 37V/6.4AH/30-40KM
Display	LCD GENERATION MODE

## COLORS

BLACK  
JRRED  
JVANTHRACITE  
JTWHITE  
JU

## SIZES

17, 19, 20.5, 22, 23.5.

## CODE

CODE: B472





## TRAVEL ELECTRIC DAMA



## TECHNICAL FEATURES

ORBEA

Frame	ORBEA T-RAVEL DAMA
Fork	SUNTOUR NCX D LO
Crankset	SHIMANO ACERA 26X36X48
Headset	SEMIINTEGRATED 1" 1/8
Handlebar	ORBEA FLAT ALU
Stem	ORBEA ADJUSTABLE
Shifters	SHIMANO ACERA
Brakes	TEKTRO E-SUB
Rear derailleur	SHIMANO ACERA
Front derailleur	SHIMANO ACERA
Chain	SHIMANO HG53
	AXA DEFENDER
Wheels	ORBEA DISC 28"
Rear cogs	DNP 11-34 9S
Tyres	VITTORIA RAND TRAIL 700X38
Pedals	VP X93
Seat post	ORBEA OC-I
Saddle	SELLE ROYAL RESPIRO
Rear carrier	CURANA ELECTRIC
Mudguard	ORBEA ALU
Front light	BASTA SPRINT INOX
Quick stand	PLETSCHER ALU
Motor	BIONX PL 250W HIGH TORQUE
Battery	LIMN 37V/6.4AH/30-40KM
Display	LCD GENERATION MODE

## COLORS

BLACK  
JRRED  
JVANTHRACITE  
JTWHITE  
JU

## SIZES

17, 19, 20.5, 22.

## CODE

CODE: B473





# URBAN

ORBEA

---

I'M NEVER ALONE  
WHEN I GET AROUND.  
IT RIDES WITH ME.







# BMX

*"I wish young riders had the chance to experience the origins of the Freestyle: riding as a means of body expression and all disciplines merging into one."*

*"I sketched the frame to allow riders to combine Flat and Street tricks. I'm proud of the result, it's unique and limitless, ready to take on the steets."*

**VIKI GOMEZ**

BMX Flatland World Champion



Viki Gomez with his BMX.



# HISTORY

Summer 1991, Viki Gomez jumps on his old Orbea Campeón for the first time in his life. Sixteen kilos of bullet proof steel. Things were easier back then: one bike, a back yard and an entire world of possibilities to peel off elbows and knees.

Years later the tricks would come, the easy ones first and the legendary ones later; and together with them the new materials, the specialization of the sport, the competition. Viki picked Flatland and down this alley he would reach the glory: the World Championship.

That's how we got to 2012. An heterogeneous BMX community is scattered in a sophisticated universe of BMX disciplines: Street, Park, Vert, Dirt, Flat, etc. They all share one shared passion though: the Freestyle. Meanwhile one unanswered question starts to become increasingly disturbing in Viki's mind: Would it be possible to build a bike to combine several BMX disciplines in a single one?

Viki sketched an answer to this question and approached Orbea with a novel and unique proposal, one hybrid BMX bike that would allow the rider to enjoy the magic and balance of Flatland, the adrenaline of Street and the technique of Park. Could we build it? Challenge accepted.

Our engineers teamed up with Street, Park and Flat riders and hand in hand they shaped the first prototypes. According to Orbea quality standards, frames were tested in the lab and in the field to reach the optimal stiffness/weight ratio.

Fourteen months and a dozen prototypes beaten to death later, our efforts found reward. Orbea's "enfant terrible" is finally ready to run free on the streets. Please welcome the new Orbea RUDE.





## CONCEPT

### THE STREETS, MY KINGDOM.

Is it possible to design a bike to enjoy the magic and balance of Flatland, the adrenaline of Street and the technique of Park?

Viki convinced us that it was, we built it and riders loved it.

## FEATURES

### VIKI'S LEGACY FRAME ❶

Orbea accounts for more than 90 years of history building life-lasting frames.

The acquired knowledge combined with the latest technology on Japanese Chromoly manufacturing and the creative design by Viki Gomez has resulted into a unique and reliable BMX frame.

### SLOOP-A-HOOP

If you are going to try flatland tricks like "Boomerang" or a "Fire Hydrant" you want to have clearance between the seat and the handlebar.

In bike geometry this translates into a great slooping (= short Seat Tube) and for the RUDE we decided to name this SLOOP-A-HOOP.

*"Fourteen months and a dozen prototypes beaten to death later, our efforts found reward. Orbea's 'enfant terrible' is finally ready to run free on the streets."*





*"A bike to enjoy the magic and balance of Flatland, the adrenaline of Street and the technique of Park."*


#### TTT: THIN TOP TUBE

As opposed to traditional frames we decided to use the same tubing for the TT and the ST, Ø28.6mm double-buttet tubing. A thin top tube enables the rider to perform specific flatland tricks while ensuring a good performance on street or park rides.

#### SCS: SHORT CHAIN STAYS ②

Short CSs make the bike easier to lift. Different size riders street-tested our prototypes until we found the optimal compromise.

The resulting CS lengths are:  
S size (19,6"): 12,7"  
M size (20,75"): 13,2"  
L size (21"): 13,2"



#### CLEAR HEADSET

Viki's Legacy Frame features an integrated headset. This, together with the removable cable guides result into a neat HT.

#### RUDE CUSTOM DROPOUTS ③

Early feedback from our riders showed us the importance of smooth-integrated dropouts. RUDE's custom dropouts enable safe and smooth landing on the pegs during tricks.

#### VIKI'S LEGACY BAR ④

Viki handcrafted RUDE's handlebar featuring a 8,25" crosspiece that enhances the aesthetics and gives the desirable strength levels for intense use. Max. length: 28,5".

#### P4A: PEGS FOR ALL ⑤

By default, we serve the Orbea Rude with four pegs so you don't have to buy an extra pair to try Flatland tricks.



**BMX**





## ERGONOMICS. RUDE

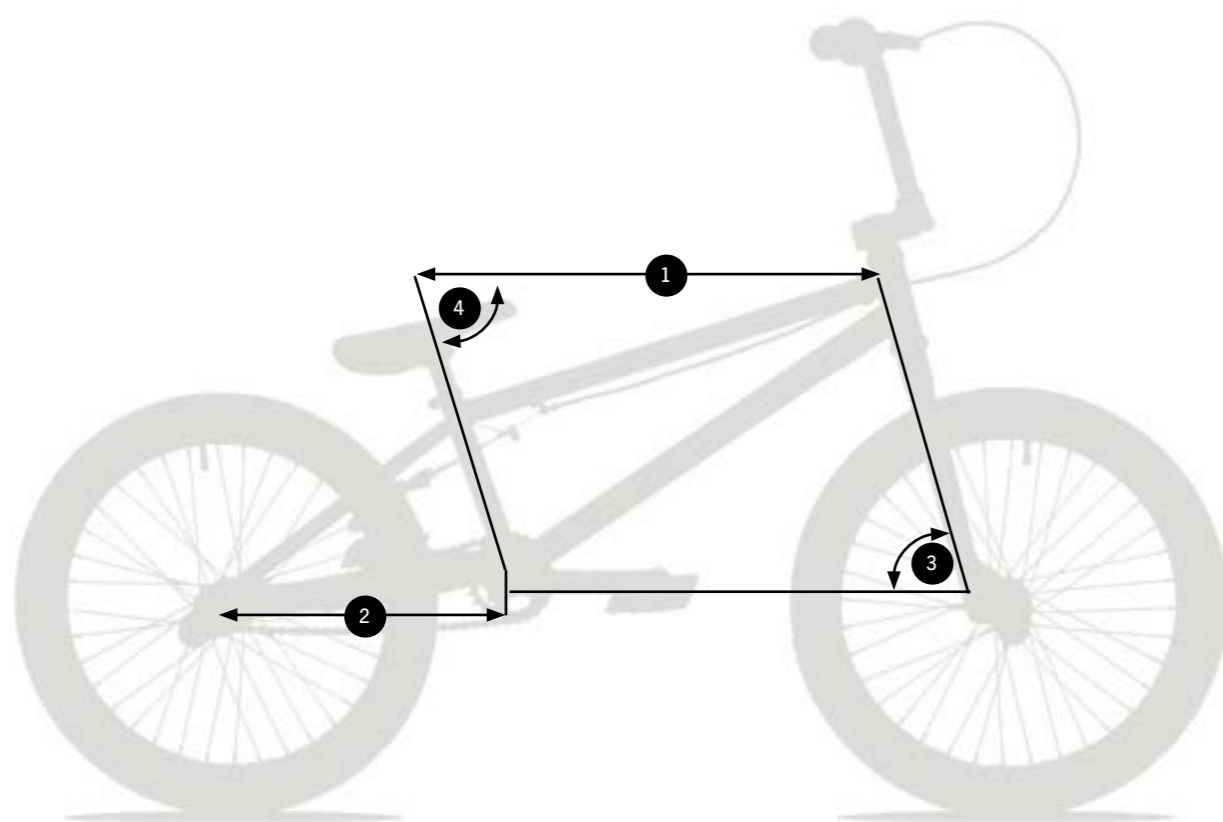
SIZE (mm)	
Rise	8,35"
Width	28,8"
Sweep	12

## SIZE

HEIGHT (cm)	SIZES
<165	S
165-175	M
>175	L

## GEOMETRY

SIZES (mm)	S	M	L
1. Top tube	19,6"	20,75"	21"
2. Chain stay	12,7"	13,2"	13,2"
3. Head tube angle	75	75	75
4. Seat tube angle	78,1	77,9	77,9







## RUDE 10



## TECHNICAL FEATURES

ORBEA

Frame	VIKI'S LEGACY FRAME 100% JAPANESE CRMO
Fork	1 PC STEERER, 100% CRMO
CW	RUDE PRO 25T FREESTYLER ALLOY CNC
Headset	30X41.8 INTEGRATED
Handlebar	VIKI'S LEGACY BAR 100% CRMO
Stem	RUDE PRO FRONT-LOAD
Chain	KMC 410H FREESTYLE
Driver	9T
Tyres	KENDA KONTACT 2.25
Post	PIVOTAL
Seat	RUDE SOFTY MID-PADDED
Pedals	NYLON CK745
Cranks	3 PCS SLIM PRO HEAT-TREATED CRMO
BB	MID-BB SEALED 68MM
Grips	VELO MIX KRATON
Front hub	QUANTA 3/8" HOLLOWTEC SEALED
Rear hub	QUANTA HOLLOWTEC SEALED
Rims	BX32 DOUBLE-WALL FREESTYLE
Clamp	INTEGRATED
Pegs	4X BLACK ALLOY 110MM

## COLORS

BLACK  
M2

## SIZES

S, M, L.

## CODE

CODE: B051





RUDE 20



TECHNICAL FEATURES



Frame	VIKI'S LEGACY FRAME 100% JAPANESE CRMO
Fork	2 PC CRMO STEERER, HI.TEN BLADES
CW	25T ALLOY CNC BLUE
Headset	30X41.8 INTEGRATED
Handlebar	VIKI'S LEGACY BAR HI-TEN
Stem	PROMAX SOLID FRONT-LOAD
Chain	KMC 410H FREESTYLE
Driver	9T
Tyres	KENDA KOVERT 2.0
Post	PIVOTAL
Seat	RUDE NAKED
Pedals	NYLON CK745 ICY
Cranks	3 PCS CRMO
BB	MID-BB SEALED 68MM
Grips	VELO MIX KRATON
Front hub	RIMNETE 3/82 LOOSE-BALL
Rear hub	RIMNETE 105 SEALED
Rims	BX32 DOUBLE-WALL FREESTYLE
Clamp	INTEGRATED
Pegs	4X BLACK ALLOY 105MM

COLORS

RAW  
M1

SIZES

S, M, L.

CODE

CODE: B050



**FIXIE**





# ERGONOMICS. DUDE

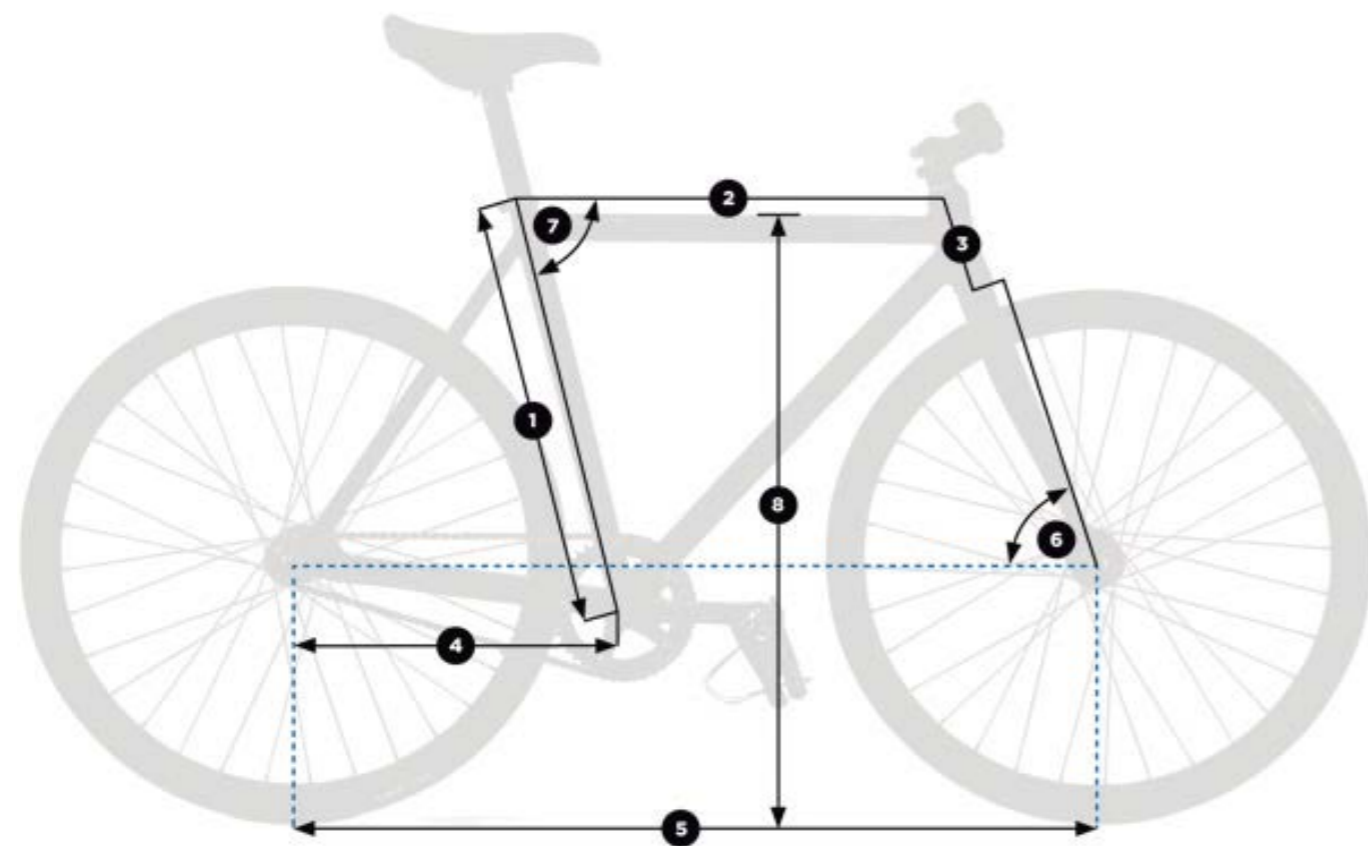
# SIZE

# GEOMETRY

SIZE (mm)	49	52	55	58
Crank	170	170	170	170
Stem	70	70	70	70
Handlebar	450	450	450	450

HEIGHT (cm)	SIZES
<165	49
165-172	52
172-180	55
>180	58

SIZES (mm)	49	52	55	58
1. Seat tube	493	523	550	580
2. Top tube (EFF)	530	540	555	575
3. Head tube	92	120	145	170
4. Chain stay	400	400	400	400
5. Wheelbase	992	996	1004	1017
6. Head angle	71°	71.5°	72°	72.5°
7. Seat angle	76°	75.5°	75°	74.5°
8. Standover	737	765	790	822







DUDE 10

TECHNICAL FEATURES



Frame	ORBEA DUDE
Fork	ORBEA CARBON
Crankset	ADVANCED 46TH
Headset	SEMIINTEGRATED 1" 1/8
Handlebar	RAISED ALU
Stem	ORBEA BLACK
Brake levers	TEKTRO XL-751
Brakes	ORBEA
Chain	KMC SILVER
Wheels	AIRLINE DW13
Rear cogs	MICHE PRIMATO
Tyres	VITTORIA RUBINO 700X23
Pedals	VP-365
Seat post	ORBEA OC-II
Saddle	SELLE CONCOR VINTAGE

COLORS

■ BLACK  
K1

□ WHITE  
K2

SIZES

49, 52, 55, 58.

CODE

CODE: B458





DUDE 20

TECHNICAL FEATURES



Frame	ORBEA DUDE
Fork	ORBEA CARBON
Crankset	PROWHEEL SOLID 46T
Headset	SEMIINTEGRATED 1" 1/8
Handlebar	RAISED ALU
Stem	ORBEA BLACK
Brake levers	TEKTRO XL-751
Brakes	ORBEA
Chain	KMC SILVER
Wheels	AIRLINE DW13
Rear cogs	FORMULA 18T
Tyres	VITTORIA ZAFIRO 700X23
Pedals	VP-365
Seat post	ORBEA OC-1
Saddle	SELLE CONCOR VINTAGE

COLORS

 WHITE-BLUE  
K6

 WHITE-RED  
K7

SIZES

49, 52, 55, 58.

CODE

CODE: B457



**SPEED**



# Carpe

## ERGONOMICS. CARPE

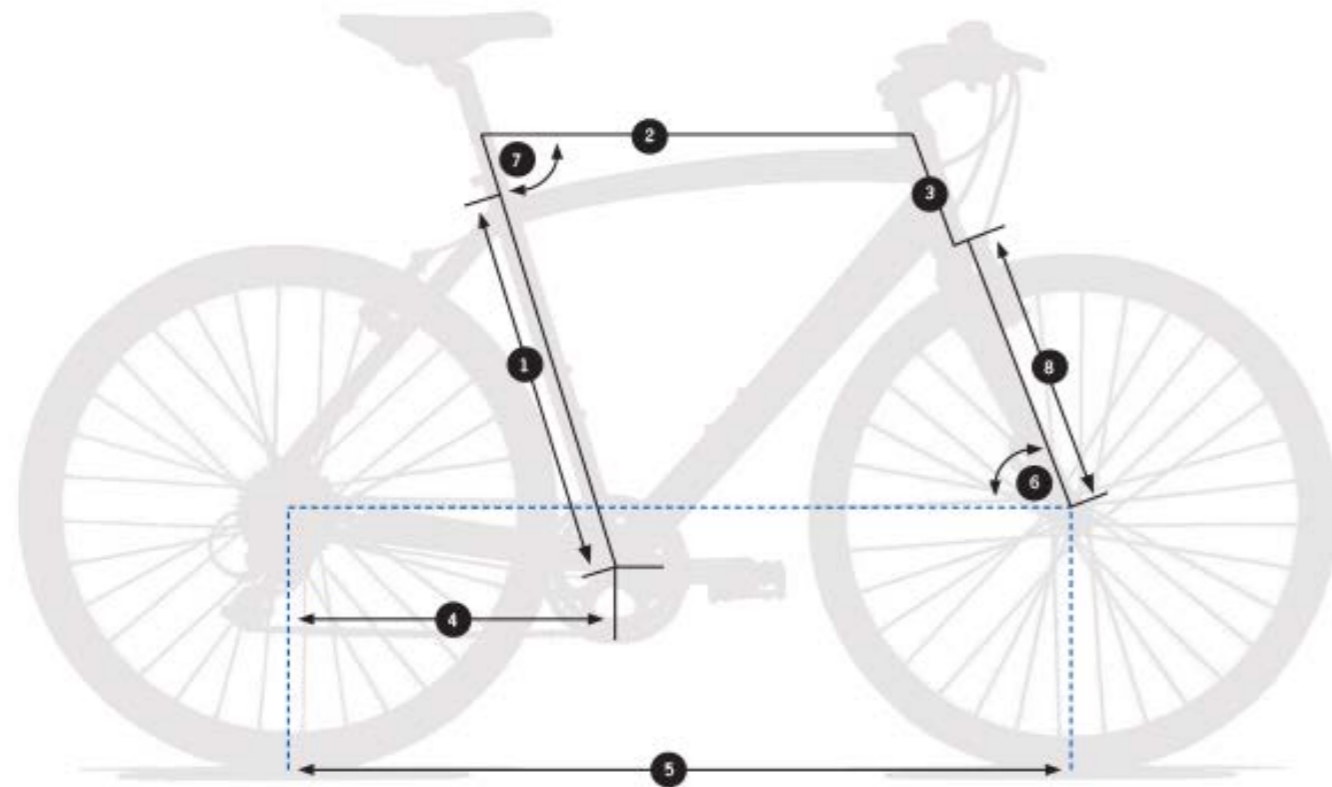
## SIZE

## GEOMETRY

SIZE (mm)	48	51	54	57	60
Crank	170	170	170	170	170
Stem	100	100	100	100	100
Handlebar	620	620	620	620	620

HEIGHT (cm)	SIZES
<160	43
160-170	48-51
170-180	51-54
180-190	54-57
>190	60

SIZES (mm)	43	48	51	54	57	60
1. Seat tube	430	480	510	540	570	600
2. Top tube (EFF)	536	543	553	570	587	608
3. Head tube	115	115	140	155	185	200
4. Chain stay	435	435	435	435	435	435
5. Wheelbase	1015	1015	1020	1030	1045	1055
6. Head angle	70°	72°	72°	72.5°	72.5°	73°
7. Seat angle	74°	74°	73.5°	73.2°	73°	72.5°
8. Standover	375	765	792	816	844	867







Frame	ORBEA CARPE
Fork	ORBEA FITNESS CARBON DISC ALU RIGID
Crankset	PROWHEEL PIONEER 242 SHIMANO XT 26x36x48 SHIMANO FCT-521 26x36x48
Headset	SEMIINTEGRATED 1" 1/8
Handlebar	ORBEA OC-I RAISED
Stem	ORBEA OC-I ADJUSTABLE TDS299 ALU
Shifters	SHIMANO XT
Brake levers	FORMULA RX DISC
Brakes	SHIMANO XT SHADOW
Rear derailleur	XT SHADOW ALFINE 11S
Chain	SHIMANO HG54
Wheels	AIRLINE DW13
Rear cogs	SHIMANO HG50 11-36 10S
Tyres	VITTORIA RANDONEUR 700X32
Pedals	VP-59 TREKKING
Seat post	ORBEA OC-I
Saddle	VELO VL-1221 SELLE ROYAL RESPIRO
Deraileur	SHIMANO ALFINE 11S
<b>PACK</b>	<b>EQUIPPED PACK</b>
Rear rack	TUBUS FLY
Mudguard	ALUMINIUM 28"

## COLORS

BLACK-BLACK  
F1

ANTHRACITE-WHITE  
F5

BLUE-RED  
F3

RED-BLACK  
F7

## SIZES

43, 48, 51, 54, 57, 60.

## CODE

CODE: B454





Frame	ORBEA CARPE
Fork	ORBEA TREKKING ALU CARBON RIGID
Crankset	PROWHEEL PIONEER 242 SHIMANO XT 26x36x48
Headset	SEMIINTEGRATED 1" 1/8
Handlebar	ORBEA OC-I RAISED
Stem	ORBEA OC-I ADJUSTABLE TDS299 ALU
Shifters	SHIMANO DEORE
Brake levers	FORMULA RX DISC
Brakes	SHIMANO DEORE
Rear derailleur	SHIMANO NEXUS 8S
Chain	SHIMANO HG54
Wheels	AIRLINE DW13
Rear cogs	SHIMANO HG50 11-36 10S
Tyres	VITTORIA RANDONEUR 700X32
Pedals	VP-59 TREKKING
Seat post	ORBEA OC-I
Saddle	VELO VL-1221 SELLE ROYAL RESPIRO
Deraileur	SHIMANO NEXUS 8S
<b>PACK</b>	<b>EQUIPPED PACK</b>
Rear rack	TUBUS FLY
Mudguard	ALUMINIUM 28"

## COLORS

BLACK-BLACK  
F1

ANTHRACITE-WHITE  
F5

BLUE-RED  
F3

RED-BLACK  
F7

## SIZES

43, 48, 51, 54, 57, 60.

## CODE

CODE: B453





Frame	ORBEA CARPE
Fork	ORBEA TREKKING ALU CARBON RIGID
Crankset	PROWHEEL PIONEER 242 SHIMANO ACERA 26x36x48
Headset	SEMIINTEGRATED 1" 1/8
Handlebar	ORBEA OC-I RAISED
Stem	ORBEA OC-I ADJUSTABLE TSD299 ALU
Shifters	SHIMANO ACERA
Brake levers	FORMULA RX DISC
Brakes	SHIMANO ACERA
Rear derailleur	ACERA 9V
Chain	SHIMANO HG53
Wheels	AIRLINE DW13
Rear cogs	SRAM PG950 11-34 9S
Tyres	VITTORIA RANDONEUR 700X32
Pedals	VP-59 TREKKING
Seat post	ORBEA OC-I
Saddle	VELO VL-1221 SELLE ROYAL RESPIRO
<b>PACK</b>	<b>EQUIPPED PACK</b>
Rear rack	TUBUS FLY
Mudguard	ALUMINIUM 28"

## COLORS

BLACK-BLACK  
F1

ANTHRACITE-WHITE  
F5

BLUE-RED  
F3

RED-BLACK  
F7

## SIZES

43, 48, 51, 54, 57, 60.

## CODE

CODE: B452





## TECHNICAL FEATURES

ORBEA

Frame	ORBEA CARPE
Fork	ORBEA TREKKING ALU CARBON RIGID
Crankset	PROWHEEL PIONEER 242 SHIMANO ACERA 26x36x48
Headset	SEMIINTEGRATED 1" 1/8
Handlebar	ORBEA OC-I RAISED
Stem	ORBEA OC-I ADJUSTABLE TDS299 ALU
Shifters	SHIMANO ACERA
Brake levers	ORBEA BLACK
Brakes	SHIMANO BR-M422
Rear derailleur	SHIMANO ACERA
Chain	SHIMANO HG53
Wheels	ORBEA DW19 28"
Rear cogs	SRAM PG950 11-34 9S
Tyres	VITTORIA RANDONEUR 700X32
Pedals	VP-535
Seat post	ORBEA OC-I
Saddle	VELO VL-1221 SELLE ROYAL RESPIRO
<b>PACK</b>	<b>EQUIPPED PACK</b>
Rear rack	TUBUS FLY
Mudguard	ALUMINIUM 28"

## COLORS

 BLACK-BLACK  
F1

 ANTHRACITE-WHITE  
F5

 BLUE-RED  
F3

 RED-BLACK  
F7

## SIZES

43, 48, 51, 54, 57, 60.

## CODE

CODE: B451



# Carpe

CARPE 50



## TECHNICAL FEATURES



Frame	ORBEA CARPE
Fork	ORBEA TREKKING ALU
Crankset	PROWHEEL PIONEER 242 SHIMANO FCM-131 28x38x48
Headset	SEMIINTEGRATED 1" 1/8
Handlebar	ORBEA OC-I RAISED
Stem	ORBEA OC-I ADJUSTABLE TDS299 ALU
Shifters	SHIMANO ACERA
Brake levers	ORBEA BLACK
Brakes	SHIMANO BR-M422
Rear derailleur	SHIMANO ACERA
Chain	ORBEA Z8
Wheels	ORBEA HYPNO DW 28
Rear cogs	SHIMANO HG31 11-34 8S
Tyres	KENDA CITY 700X35
Pedals	VP-535
Seat post	ORBEA OC-I
Saddle	VELO VL-1221 SELLE ROYAL RESPIRO
<b>PACK</b>	<b>EQUIPPED PACK</b>
Rear rack	TUBUS FLY
Mudguard	ALUMINIUM 28"

## COLORS

- BLACK-BLACK  
F1
- ANTHRACITE-WHITE  
F5
- BLUE-RED  
F3
- RED-BLACK  
F7

## SIZES

43, 48, 51, 54, 57, 60.

## CODE

CODE: B450





Frame	ORBEA CARPE
Fork	ORBEA TREKKING ALU
Crankset	PROWHEEL PIONEER 242
Headset	SEMIINTEGRATED 1" 1/8
Handlebar	ORBEA RAISED
Stem	ORBEA ALU
Brake levers	ORBEA BLACK
Brakes	ORBEA V-BRAKE ALU
Chain	ORBEA WIDE
Wheels	ORBEA HYPNO DW 28
Rear cogs	18TH
Tyres	KENDA CITY 700X35
Pedals	VP-535
Seat post	ORBEA OC-I
Saddle	VELO VL-1221 SELLE ROYAL RESPIRO
<b>PACK</b>	<b>EQUIPPED PACK</b>
Rear rack	TUBUS FLY
Mudguard	ALUMINIUM 28"

**COLORS**

- BLACK-BLACK  
F1
- ANTHRACITE-WHITE  
F5
- BLUE-RED  
F3
- RED-BLACK  
F7

**SIZES**

43, 48, 51, 54, 57, 60.

**CODE**

CODE: B449





Frame	ORBEA CARPE
Fork	ORBEA TREKKING ALU
Crankset	PROWHEEL PIONEER 242
Headset	SEMIINTEGRATED 1" 1/8
Handlebar	ORBEA OC-I RAISED
Stem	ORBEA OC-I ADJUSTABLE TDS299 ALU
Shifters	SHIMANO ACERA
Brakes	TEKTRO E-SUB
Rear derailleur	SHIMANO ACERA
Chain	SHIMANO HG53
Wheels	ORBEA DISC 28"
Rear cogs	DNP 11-34 9S
Tyres	KENDA CITY 700X35
Pedals	VP-59 TREKKING
Seat post	ORBEA OC-I
Saddle	VELO VL-1221 SELLE ROYAL RESPIRO
Rear carrier	CURANA ELECTRIC
Mudguard	ORBEA ALU
Front light	BASTA SPRINT INOX
Quick stand	PLETSCHER ALU
Motor	BIONX PL 250W HIGH TORQUE
Battery	LIMN 37V/6.4AH/30-40KM
Display	LCD GENERATION MODE

## COLORS

BLACK-BLACK  
F1

RED-BLACK  
F7

## SIZES

43, 48, 51, 54, 57, 60.

## CODE

CODE: B474



BOULEVARD



# BOULEVARD

## ERGONOMICS

## SIZE

## GEOMETRY

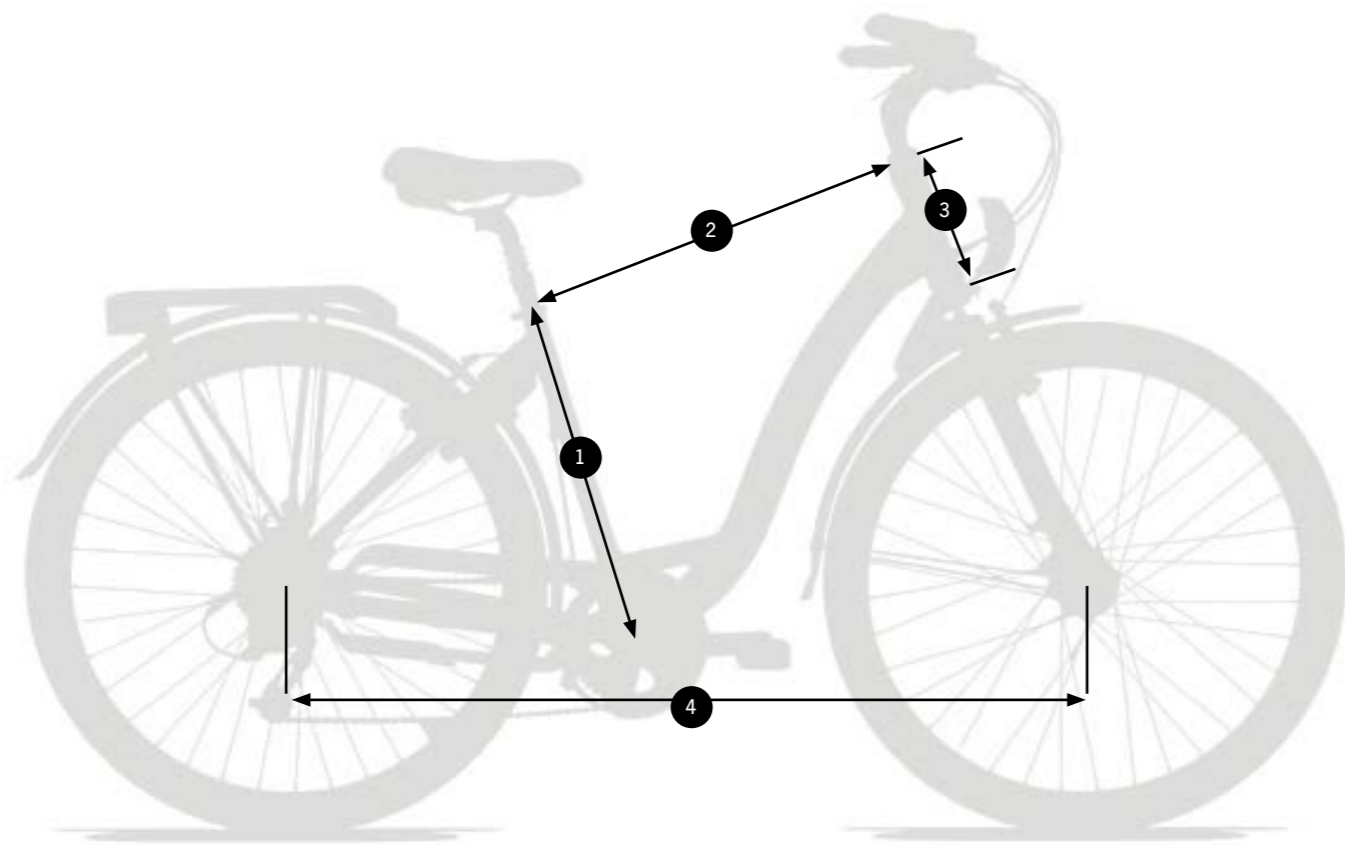
SIZE (mm)	16	18	20
Crank	170	170	170
Stem	110 **	150	180 *
Handlebar	590	590	590

HEIGHT (cm)	SIZES
<165	16
165-180	18
>180	20

SIZES (mm)	16	18	20
1. Seat tube	420	457	508
2. Top tube (EFF)	541	556	610
3. Head tube	100	160	180
4. Wheelbase	1064	1082	1138

\* Boulevard 10, 20, 50 and electric: 150

\*\* Boulevard 40: 150







Frame	ORBEA UNI BASIC VERTICAL
Fork	SUNTOUR SWING SHOCK
Crankset	PROWHEEL PIONEER 242
Headset	SEMIINTEGRATED 1" 1/8
Handlebar	ORBEA CITY RAISED ALU
Stem	ADJUSTABLE BY HAND 476 ALU
Shifters	SHIMANO DEORE
Brake levers	TEKTRO RS 530
Brakes	ORBEA V-BRAKE ALU
Rear derailleur	SHIMANO DEORE
Chain	SHIMANO HG54
Wheels	ORBEA DW19 28"
Rear cogs	SHIMANO HG50 11-36 10S
Tyres	URBAN TOUR 700X37
Pedals	VP-608 TREKKING
Seat post	SP-400 SUSPENSION
	SHIMANO FCT-551 26x36x48
Saddle	SELLE ROYAL FREEWAY
Rear carrier	CURANA FLOAD 28"
	HUTCHINSON SERENITY 700x35
Mudguard	ORBEA ALUMINIUM
Front light	BASTA NANO LED USB
Dynamo	SHIMANO DH3N31
Chainguard	CURANA ALU
Lock	AXA DEFENDER
Quick stand	ORBEA BLACK

## COLORS

WHITE  
KFBLACK  
KGBLUE  
KHRED  
KO

## SIZES

16, 18, 20.

## CODE

CODE: B406



# BOULEVARD

BOULEVARD 20



## TECHNICAL FEATURES



Frame	ORBEA UNI BASIC VERTICAL
Fork	SUNTOUR SWING SHOCK
Crankset	PROWHEEL PIONEER 242
Headset	SEMIINTEGRATED 1" 1/8
Handlebar	ORBEA CITY RAISED ALU
Stem	ADJUSTABLE BY HAND 476 ALU
Shifters	SHIMANO ACERA
Brake levers	TEKTRO RS 530
Brakes	ORBEA V-BRAKE ALU
Rear derailleur	SHIMANO ACERA
Chain	SHIMANO HG53
Wheels	ORBEA DW19 28"
Rear cogs	SRAM PG950 11-34 9S
Tyres	URBAN TOUR 700X37
Pedals	VP-608 TREKKING
Seat post	SP-400 SUSPENSION
	SHIMANO ACERA 26x36x48
Saddle	SELLE ROYAL FREEWAY
Rear carrier	CURANA FLOAD 28"
	HUTCHINSON SERENITY 700x35
Mudguard	ORBEA ALUMINIUM
Front light	BASTA SPRINT INOX
	AXA NANO PLUS USB
Dynamo	SHIMANO DH3N31
Chainguard	CURANA ALU
Lock	AXA DEFENDER
Quick stand	ORBEA BLACK

## COLORS



## SIZES

16, 18, 20.

## CODE

CODE: B405





Frame	ORBEA UNI BASIC VERTICAL
Fork	SUNTOUR SWING SHOCK
Crankset	PROWHEEL PIONEER 242
Headset	SEMIINTEGRATED 1" 1/8
Handlebar	ORBEA CITY RAISED ALU
Stem	ADJUSTABLE 367 ALU
Shifters	SHIMANO ACERA
Brake levers	TEKTRO RS 530
Brakes	ORBEA V-BRAKE ALU
Rear derailleur	SHIMANO ACERA
Chain	ORBEA Z8
Wheels	ORBEA DW19 28"
Rear cogs	SHIMANO HG31 11-34 8S
Tyres	URBAN TOUR 700X37
Pedals	VP-608 TREKKING
Seat post	SP-371 W/SUSPENSION
	SHIMANO ACERA 26x36x48
Saddle	SELLE ROYAL FREEWAY
	ADJUSTABLE BY HAND 476 ALU
Rear carrier	CURANA FLOAD 28"
	HUTCHINSON SERENITY 700x35
Mudguard	ORBEA ALUMINIUM
	SP-400 SUSPENSION
Front light	BASTA SPRINT INOX
	AXA DEFENDER
	AXA NANO PLUS USB
Dynamo	SHIMANO DH3N31
Chainguard	CURANA ALU
Lock	AXA DEFENDER
Quick stand	ORBEA BLACK

## COLORS



## SIZES

16, 18, 20.

## CODE

CODE: B404





Frame	ORBEA UNI BASIC VERTICAL
Fork	ORBEA HI-TEN CROSS
Crankset	PROWHEEL PIONEER 242
Headset	SEMIINTEGRATED 1" 1/8
Handlebar	ORBEA CITY RAISED ALU
Stem	ADJUSTABLE 367 ALU
Shifters	SHIMANO ACERA
Brake levers	TEKTRO RS 530
Brakes	ORBEA V-BRAKE ALU
Rear derailleur	SHIMANO ACERA
Chain	ORBEA Z8
Wheels	ORBEA HYPNO DW 28
Rear cogs	SHIMANO HG31 11-34 8S
Tyres	URBAN TOUR 700X37
Pedals	VP-608 TREKKING
Seat post	SP-371 W/SUSPENSION
Saddle	SHIMANO FCM-131 28x38x48 SELLE ITALIA RIO CITY ADJUSTABLE BY HAND 476 ALU
Rear carrier	CURANA FLOAD 28" HUTCHINSON SERENITY 700x35
Mudguard	ORBEA ALU SP-400 SUSPENSION
Front light	BASTA SPRINT INOX AXA DEFENDER
Chainguard	CURANA ALU
Quick stand	ORBEA BLACK

## COLORS



## SIZES

16, 18, 20.

## CODE

CODE: B403



# BOULEVARD

BOULEVARD 50



## TECHNICAL FEATURES

**ORBEA**

Frame	ORBEA UNI BASIC VERTICAL
Fork	ORBEA HI-TEN CROSS
Crankset	PROWHEEL PIONEER 242
Headset	SEMIINTEGRATED 1" 1/8
Handlebar	ORBEA CITY RAISED ALU
Stem	ADJUSTABLE 367 ALU
Shifters	SHIMANO M310
Brake levers	ORBEA TREKKING ALU
Brakes	ORBEA V-BRAKE ALU
Rear derailleur	SHIMANO TX35
Chain	KMC Z50
Wheels	ORBEA HYPNO DISC
Rear cogs	SHIMANO TZ31 14-34 7S
Tyres	CITY 700X35
Pedals	ORBEA RESINE
Seat post	ORBEA OC-I
Saddle	SELLE ITALIA RIO CITY
Rear carrier	ORBEA ALUMINIUM
Mudguard	ORBEA BLACK
Front light	BASTA SPRINT INOX
Rear light	BASTA SPARK
Chainguard	CURANA ALU
Quick stand	ORBEA BLACK

## COLORS

- WHITE  
KJ
- BLACK  
KL
- BLUE  
KM
- RED  
KOT

## SIZES

16, 18, 20.

## CODE

CODE: B402





Frame	ORBEA UNI BASIC VERTICAL
Fork	SUNTOUR SWING SHOCK
Crankset	PROWHEEL PIONEER 242
Headset	SEMIINTEGRATED 1" 1/8
Handlebar	ORBEA CITY RAISED ALU
Stem	ADJUSTABLE BY HAND 476 ALU
Shifters	SHIMANO ACERA
Brake levers	TEKTRO RS 520
Brakes	ORBEA V-BRAKE ALU
Rear derailleur	SHIMANO ACERA
Chain	SHIMANO HG53
Wheels	ORBEA DW19 28"
Rear cogs	DNP 11-34 9S
Tyres	URBAN TOUR 700X37
Pedals	VP-608 TREKKING
Seat post	SP-400 SUSPENSION
Saddle	SELLE ROYAL FREEWAY
Rear carrier	CURANA ELECTRIC
Mudguard	ORBEA ALUMINIUM
Front light	BASTA SPRINT INOX
Chainguard	CURANA ALU
Lock	AXA DEFENDER
Quick stand	ORBEA BLACK
	BIONX PL 250W HIGH TORQUE
	LIMN 37V/6.4AH/30-40KM
	LCD GENERATION MODE

## COLORS



## SIZES

16, 18, 20.

## CODE

CODE: B471



**FOLDING**



# FOLDING

## FOLDING A10

### TECHNICAL FEATURES



Frame	ALLOY FOLDING 20"
Fork	ALLOY 20"
Crankset	ALLOY 170MM
Direction	25,4*34*30*9
Handlebar	W540 STEEL
Stem	STEEL FOLDING
Shifters	SHIMANO 6SPD
Brake levers	SHIMANO 6SPD
Brakes	ALLOY V BRAKE
Rear derailleur	SHIMANO 6SPD
Chain	6 SPEED
Rear cogs	14-28T 6SPEED
Tyres	20"X1,75" BK A/V"
Seat post	500MM ALLOY
Saddle	BK COVER WHITE SIDE
Pedals	9/16" AXLE P.P RIGHT FOLDING

### COLORS

 BROWN  
U4

### SIZES

ONE SIZE.

### CODE

CODE: B045



## FOLDING

## FOLDING A20



## TECHNICAL FEATURES

ORBEA

Frame	STEEL FOLDING 20"
Fork	STEEL 20"
Crankset	STEEL 170MM
Direction	25,4*34*30*9
Handlebar	W540 STEEL
Stem	STEEL FOLDING
Shifters	SHIMANO 6SPD
Brake levers	SHIMANO 6SPD
Brakes	ALLOY V BRAKE
Rear derailleur	SHIMANO 6SPD
Chain	6 SPEED
Rear cogs	14-28T 6SPEED
Tyres	20"X1,75" BK A/V"
Seat post	500MM STEEL
Saddle	BK COVER WHITE SIDE
Pedals	9/16" AXLE P.P RIGHT FOLDING

## COLORS

GREY  
U5

## SIZES

ONE SIZE.

## CODE

CODE: B046



## FOLDING

## FOLDING F10



## TECHNICAL FEATURES

ORBEA

Frame	ALLOY FOLDING 20"
Fork	STEEL 20"
Crankset	STEEL 170MM
Direction	25,4*34*30*9
Handlebar	W540 STEEL
Stem	STEEL FOLDING
Shifters	SHIMANO 6SPD
Brake levers	SHIMANO 6SPD
Brakes	ALLOY V BRAKE
Rear derailleur	SHIMANO 6SPD
Chain	6 SPEED
Rear cogs	14-28T 6SPEED
Tyres	20"X1,75" BK A/V"
Seat post	500MM STEEL
Saddle	BK COVER WHITE SIDE
Pedals	9/16" AXLE P.P RIGHT FOLDING

## COLORS

WHITE  
U6

## SIZES

ONE SIZE.

## CODE

CODE: B047





ORBEA

# KIDS

THEY LOVE VEHICLES  
MORE THAN TOYS.





# grow MX



# MODELS

*"It's a bike, but it also means feeling free, getting a nice breeze on your face while riding your first bike, going out on your bicycle for the first time, feeling independent on your first vehicle ever."*

## GROW 0.

Grow 0 is the ideal machine to get the dynamic balance and the safety every child needs when learning to ride a bike.

In terms of design, thanks to the bike's ergonomic lines, the rider (up to five-year-olds) can lift their feet and keep the proper riding position.

The feel is compact and light, because the frame and the components are made in aluminum.

Although it's considered to be a useful vehicle for trips of 1km maximum, there have been records among our meticulous testers.

It's children who turn the GROW 0 into a new, special object that they can use even after they learn to ride a bike. When they master it, they can find new features and go on having fun and learning new skills. The Grow 0 will continue to be their vehicle of choice on many occasions.

## GROW 1 AND 2.

Sometimes, objects go further. This is the case with Grow. It's a bike, but it also means feeling free, getting a nice breeze on your face while riding your first bike, going out on your bicycle for the first time (genuine adventure trips), feeling independent on your first vehicle ever, and many other experiences and sensations associated with the machine itself.

Grow is a bike that we've designed bearing all these things in mind.

We've also considered the need for durable quality products that help protect the environment from an industrial and social perspective – a goal you can achieve through ideas, design and action.



## MX 20 AND 24.

The new MX bikes are revolutionary in terms of sporting ambition. They've been carefully designed, something that can be seen in each aluminum tube or component. The latter have been chosen for their capabilities, with heavy use in mind. Looking at young bikers riding their MXs on the mountains is really amazing. They are no longer kids on wheels; they become fully-fledged bikers. With the new MX, they look like kings and queens of the mountains, negotiating really tough off-road descents and riding easily across flat terrains. Now, when you go out with your children, you won't need to push them: just grab your own handlebar.

To be honest, when we started developing the MX, we didn't know where the limits were in bikes for children. We decided to work hard to find them but couldn't see them! In the process of this search, we found out how to make a revolutionary bike. It was the new MX.



# FEATURES



## OK'S OPTIMIZED.

Geometry and lightness make the bike usable and provide good weight balance when rolling or handling the bike at a standstill. The Grow 0 is particularly fast when riders decide to turn back and return to the park at full speed. Lightness shows when the bike is carried by strong, big people – like parents or grandparents.

The large rounded tubes, the ergonomic nonslip footrests, and the limited turn system by Orbea can prevent a few crashes and bruises.

## GROW SYSTEM.

These are bikes that really grow up with kids. They're durable quality bikes that are good for them, and good for all. The GROW bikes are designed to grow along with their riders. A simple feature doubles the bike's average lifespan. This means:

- Better ergonomic fit than traditional bikes (most kids ride smaller or bigger bikes than they should be riding).
- Lower cost for the buyer (you get a product with a much longer lifespan).
- Higher component quality (durable products must have quality parts).
- Lower environmental impact (it benefits all).
- EASY RIDE geometry: It makes the GROW bikes shorter, so that they can be used by smaller children, who can learn to ride them easily because these bikes are pedal-less (GROW 0). In addition, EASY RIDE makes the bikes safer, more stable even at a standstill (when keeping balance is very important), for kids who are learning and those who 'already know' how to ride a bike.
- The GROW frame is made in aluminum for a lighter bike and a quality reflected in the bike's solid and reliable feel.

The GROW design and components are legally protected.

## SL BIKES (GROW 1 AND 2 MX 20 AND 24).

The light weight of Orbea's products for little kids and youngsters results in amazing usability. We're sure our bikes for young riders will set new market standards.

To accomplish this, we make our bikes – frame and components – mostly in aluminum.

If lightness is a desirable feature in adult bicycles, it's even more important in bikes for kids. Why is this so?

Kids are not as strong as adults (we mean physical strength only!), which makes them more sensitive to weight.

Taking the bike and rider together, the former is proportionally larger when the user is a kid. This is why every kilogram a bike maker can take off a bike's total weight counts: The lighter the bike, the lower its weight in the rider-machine complex. And we've managed to take off quite a few kilos!

If the bike weighs less, it can be handled more easily at a standstill, which is really important for the riding experience to be nicer.

## X1 (GROW 1 AND 2, MX 20 AND 24), ORBEA MINIPRO GEOMETRY (MX 20 AND 24).

We wanted to make bikes that kids could ride and embark on real adventures ending at dinner time. This is why we also worked on transmission, until we came up with an adequate gear ratio.

For pedaling power reasons, kids can't deal with too long (or hard) gear ratios, but they can't use gears that are too short either, because this has an effect on riding stability. At Orbea we have identified the gears that kids need at each age, and a gear ratio that suits them all.

The outcome is amazingly effective:

- The gear system is easier to use, which means children can quickly learn to handle it properly.
- The problems caused by inadequate combinations of the front and rear gears are avoided.
- The bike is lighter.

## ORBEA MINIPRO GEOMETRY (MX 20 AND 24).

Orbea's MiniPro Geometry is the distinctive feature of the new MXs and their terrific performance. This geometry is particularly compact and oriented to sports performance:

- The rear part is especially short for better traction and climbing capacity. This, together with a kid's low weight, makes an efficient rider-bike complex for a rush or two.
- A well-studied sloping geometry and a slightly shorter bottom bracket provide stability and agility to face downhill slopes in a different way. These bikes have been designed even for more experienced riders who want to handle impossibly difficult off-road descents.
- The starting position and the handling of the bike at a standstill really matter in bikes for kids, and we have studied and improved them. We wanted to make bikes that kids could ride and embark on real adventures ending at dinner time. This is why we also worked on transmission, until we came up with an adequate gear ratio.



grow



# growo

GROW 0

Frame	ORBEA GROW ALU 12"
Fork	ORBEA HI-TEN 12"
Headset	SEMIINTEGRATED 1" 1/8
Handlebar	ALU RAISED
Stem	ORBEA KID
Wheels	ALUMINIUM 12"
Tyres	KENDA 841
Seat post	ORBEA KID
Saddle	ORBEA KID



COLORS

 PINK-ORANGE  
R1

 BLACK-BLUE  
R0

SIZES

ONE SIZE.

CODE

CODE: B001





Frame	ORBEA GROW ALU 16"
Fork	ORBEA HI-TEN 16"
Crankset	ALUMINIUM 36T
Headset	SEMIINTEGRATED 1" 1/8
Handlebar	ALU RAISED
Stem	ORBEA KID
Brake levers	ALU V-BRAKE
Brakes	ALU V-BRAKE
Chain	ORBEA WIDE
Wheels	ALUMINIUM 16"
Rear cogs	18TH
Tyres	KENDA 879 16X1.75
Pedals	RESINE BMX
Seat post	ORBEA KID
Saddle	ORBEA KID

## COLORS

 RED-MAROON  
R3

 YELLOW-ORANGE  
R4

 PISTACHIO-GREEN  
R5

 PINK-VIOLET  
R2

## SIZES

ONE SIZE.

## CODE

CODE: B002



## grow2

GROW 2 1V



## TECHNICAL FEATURES

ORBEA

Frame	ORBEA GROW ALU 20"
Fork	ORBEA HI-TEN 20"
Crankset	ALUMINIUM 36T
Headset	SEMIINTEGRATED 1" 1/8
Handlebar	ALU RAISED
Stem	ORBEA KID
Brake levers	ALU V-BRAKE
Brakes	ALU V-BRAKE
Chain	ORBEA WIDE
Wheels	ALUMINIUM 20"
Rear cogs	18TH
Tyres	KENDA 879 20X1.75
Pedals	RESINE BMX
Seat post	ORBEA OC-I
Saddle	ORBEA KID

## COLORS

 RED-BLACK  
R7

 ORANGE-BLACK  
R8

 PISTACHIO-BLACK  
R9

 PINK-BLACK  
R6

## SIZES

ONE SIZE.

## CODE

CODE: B003



## grow2

GROW 27V



## TECHNICAL FEATURES

ORBEA

Frame	ORBEA GROW ALU 20"
Fork	ORBEA HI-TEN 20"
Crankset	ALUMINIUM 36T
Headset	SEMIINTEGRATED 1" 1/8
Handlebar	ALU RAISED
Stem	ORBEA KID
Shifters	SHIMANO M310
Brake levers	ORBEA BLACK
Brakes	ALU V-BRAKE
Rear derailleur	SHIMANO ALTUS
Chain	KMC Z50
Wheels	ALUMINIUM 20"
Rear cogs	SHIMANO TZ31 14-34 7S
Tyres	KENDA 879 20X1.75
Pedals	RESINE BMX
Seat post	ORBEA OC-I
Saddle	ORBEA KID

## COLORS

 RED-BLACK  
R7

 ORANGE-BLACK  
R8

 PISTACHIO-BLACK  
R9

 PINK-BLACK  
R6

## SIZES

ONE SIZE.

## CODE

CODE: B004



MX





<b>Frame</b>	ORBEA MX ALU 20"
<b>Fork</b>	ORBEA HI-TEN 20"
<b>Crankset</b>	ALUMINIUM 36T
<b>Headset</b>	SEMIINTEGRATED 1" 1/8
<b>Handlebar</b>	ORBEA RAISED
<b>Stem</b>	ORBEA ALU
<b>Shifters</b>	SHIMANO M310
<b>Brake levers</b>	ORBEA BLACK
<b>Brakes</b>	ALU V-BRAKE
<b>Rear derailleur</b>	SHIMANO ALTUS
<b>Chain</b>	KMC Z50
<b>Wheels</b>	ALUMINIUM 20"
<b>Rear cogs</b>	SHIMANO TZ31 14-34 7S
<b>Tyres</b>	KENDA 922 20X2.00
<b>Pedals</b>	RESINE BMX
<b>Sear post</b>	ORBEA OC-I
<b>Saddle</b>	ORBEA MX 20

**COLORS**

 RED-BLACK  
N1

 BLACK-FUNKY  
N2

 ANTHRACITE-YELLOW  
N3

 WHITE-GREEN  
N4

**SIZES**

ONE SIZE.

**CODE**

CODE: B011





<b>Frame</b>	ORBEA MX ALU 20"
<b>Fork</b>	SUNTOUR 20"
<b>Crankset</b>	ALUMINIUM 34T
<b>Headset</b>	SEMIINTEGRATED 1" 1/8
<b>Handlebar</b>	ORBEA OC-I FLAT
<b>Stem</b>	ORBEA OC-I
<b>Shifters</b>	SHIMANO M310
<b>Brake levers</b>	ORBEA BLACK
<b>Brakes</b>	ALU V-BRAKE
<b>Rear derailleur</b>	SHIMANO ALTUS
<b>Chain</b>	KMC Z50
<b>Wheels</b>	ALUMINIUM 20"
<b>Rear cogs</b>	SHIMANO TZ31 14-34 7S
<b>Tyres</b>	KENDA 922 20X2.00
<b>Pedals</b>	RESINE BMX
<b>Sear post</b>	ORBEA OC-I
<b>Saddle</b>	ORBEA MX 20

COLORS

 RED-BLACK  
N1

 BLACK-FUNKY  
N2

 ANTHRACITE-YELLOW  
N3

 WHITE-GREEN  
N4

SIZES

ONE SIZE.

CODE

CODE: B012





Frame	ORBEA MX ALU 20"
Fork	ORBEA ALU 20"
Crankset	ALUMINIUM 34T
Headset	SEMIINTEGRATED 1" 1/8
Handlebar	ORBEA OC-I FLAT
Stem	ORBEA OC-I
Shifters	SHIMANO M 310
Brake levers	ORBEA BLACK
Brakes	ALU V-BRAKE
Rear derailleur	SHIMANO ALTUS
Chain	KMC Z50
Wheels	ALUMINIUM 20"
Rear cogs	SHIMANO HG31 11-34 8S
Tyres	KENDA 1047 20X1.75
Pedals	RESINE BMX
Seat post	ORBEA OC-I
Saddle	ORBEA MX 20

## COLORS

 WHITE-BLUE  
N5

 BLACK-YELLOW  
N6

## SIZES

ONE SIZE.

## CODE

CODE: B013





<b>Frame</b>	ORBEA MX ALU 24"
<b>Fork</b>	ORBEA HI-TEN 24"
<b>Crankset</b>	ALUMINIUM 36T
<b>Headset</b>	SEMIINTEGRATED 1" 1/8
<b>Handlebar</b>	ORBEA RAISED
<b>Stem</b>	ORBEA ALU
<b>Shifters</b>	SHIMANO M310
<b>Brake levers</b>	ORBEA BLACK
<b>Brakes</b>	ALU V-BRAKE
<b>Rear derailleur</b>	SHIMANO ALTUS
<b>Chain</b>	KMC Z50
<b>Wheels</b>	ORBEA 24"
<b>Rear cogs</b>	SHIMANO TZ31 14-34 7S
<b>Tyres</b>	KENDA 922 24X1.95
<b>Pedals</b>	VP 570
<b>Sear post</b>	ORBEA OC-I
<b>Saddle</b>	ORBEA MX 24

**COLORS**

 RED-BLACK  
N1

 BLACK-FUNKY  
N2

 ANTHRACITE-YELLOW  
N3

 WHITE-GREEN  
N4

**SIZES**

ONE SIZE.

**CODE**

CODE: B020





<b>Frame</b>	ORBEA MX ALU 24"
<b>Fork</b>	SUNTOUR 24"
<b>Crankset</b>	ALUMINIUM 32T
<b>Headset</b>	SEMIINTEGRATED 1" 1/8
<b>Handlebar</b>	ORBEA OC-I FLAT
<b>Stem</b>	ORBEA OC-I
<b>Shifters</b>	SHIMANO M310
<b>Brake levers</b>	ORBEA BLACK
<b>Brakes</b>	ALU V-BRAKE
<b>Rear derailleur</b>	SHIMANO ALTUS
<b>Chain</b>	KMC Z50
<b>Wheels</b>	ORBEA 24"
<b>Rear cogs</b>	SHIMANO TZ31 14-34 7S
<b>Tyres</b>	KENDA 922 24X1.95
<b>Pedals</b>	VP 570
<b>Seat post</b>	ORBEA OC-I
<b>Saddle</b>	ORBEA MX 24

**COLORS**

 RED-BLACK  
N1

 BLACK-FUNKY  
N2

 ANTHRACITE-YELLOW  
N3

 WHITE-GREEN  
N4

**SIZES**

ONE SIZE.

**CODE**

CODE: B021





<b>Frame</b>	ORBEA MX ALU 24"
<b>Fork</b>	ORBEA ALU 24"
<b>Crankset</b>	ALUMINIUM 32T
<b>Headset</b>	SEMIINTEGRATED 1" 1/8
<b>Handlebar</b>	ORBEA OC-I FLAT
<b>Stem</b>	ORBEA OC-I
<b>Shifters</b>	SHIMANO DEORE
<b>Brake levers</b>	ORBEA BLACK
<b>Brakes</b>	ALU V-BRAKE
<b>Rear derailleur</b>	SHIMANO DEORE
<b>Chain</b>	SHIMANO HG54
<b>Wheels</b>	ORBEA 24"
<b>Rear cogs</b>	SHIMANO HG50 11-36 10S
<b>Tyres</b>	KENDA 1047 24X1.95
<b>Pedals</b>	VP 570
<b>Sear post</b>	ORBEA OC-I
<b>Saddle</b>	ORBEA MX 24

## COLORS

 WHITE-BLUE  
N5

 BLACK-YELLOW  
N6


## SIZES

ONE SIZE.

## CODE

CODE: B022





# EQUIPMENT

---






# HELMETS

IN MY HEAD THERE'S ROOM FOR THE  
NEXT KILOMETER, THE NEXT SLOPE  
AND THE NEXT WISH.



## DESIGN

## FEATURES



### HELMETS.

Orbea Design revolves around what we consider our four essential elements in design: bicycle lovers, state-of-the-art technology, the creation process and the trends. The logo we have chosen for Orbea Design explains it perfectly: each of these concepts is a key feature of the way we work.

The design of our helmets is in strict alignment with our design concepts. Therefore, we have taken our inspiration from nature, developing our helmet designs according to a natural concept and organic design. Birds are the species that have best evolved within their environment: the air. They are the true representation of the natural evolution of aerodynamics, and for us, their evolution and adaptation are reflected in our organic wind tunnel.

### TC TECHNOLOGY.

We have designed a layer construction technology for our helmets that allows us to optimize our helmet features: appearance, ventilation and compactness.

Each helmet is built with a certain number of layers, and a specific material is chosen for each layer according to its features. The more layers there are, the more the surface area of the helmet can be reduced, thus resulting in improved ventilation and a more compact structure.

This design optimization is achieved exclusively through the combination of shapes, construction technology and materials.

### AIR FLOW.

Orbea has created a revolutionary design for its helmets: it directs air flow naturally. When the air hits the helmet, it is directed naturally as a result of its careful design.

In the case of a linear design, the air flow encounters resistance when it hits the helmet's surface, and it therefore heads towards the top part of the helmet.

However, the organic design of our helmets drives the air flow towards the sides of the helmet, so that air flows naturally.

This special design translates into better ventilation and a more compact structure.

In designing this product, we took two aspects into consideration:

- **ES Index** (External Surface Index). The External Surface Index: less surface area means better ventilation and a more attractive esthetic.

- **ITP Index** (Internal Touch point Index). The Internal Touch Point Index: This represents the surface with the points of contact between the helmet and the cyclist's head.

Less surface area results in improved ventilation.

### RETENTION SYSTEM.

All the Orbea helmets restraint systems can be used with one hand only.

This is a big improvement in terms of security allowing the rider to hold the handlebar with the other hand.

The system is super comfortable due its milimetric head pressure adjustment.

### ORBEA PADDING.

The helmet pads are made in Coolmax and max. perspiration mesh.

There are different thickness pads for some models.

### ORBEA IN MOLD.

The Orbea helmets are made using an in mold technology.

All the layers and materials are injected in one single process, getting as result a more compact structure and better finish detail.

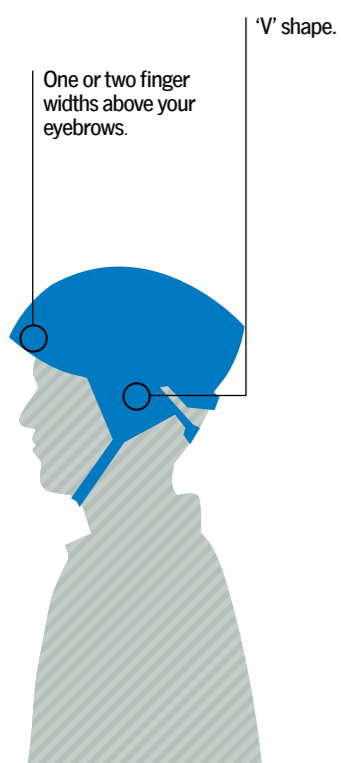
This allows us to avoid the collage of the polycarbonate sheet on the entry level helmets.



# CHOOSE YOUR HELMETS

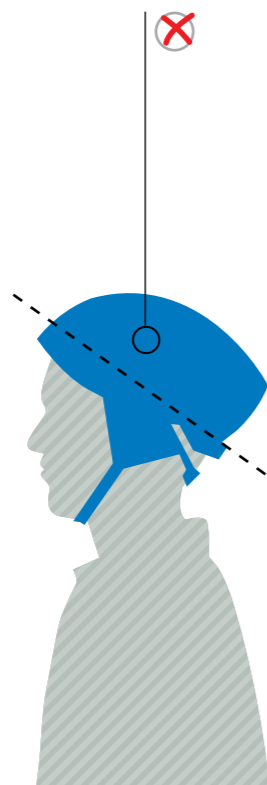
## ADJUSTING HELMET STRAPS.

Adjust the fit ring. Buckle and tighten to your neck. The two straps should form a 'V' shape under and slightly in front of the ears. Buckle the chin strap. The helmet should sit level on your head, one or two finger widths above your eyebrows.



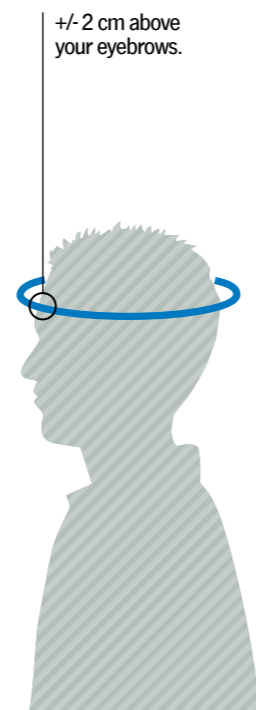
## CHECKING FIT.

To check the right fit, try to move your helmet from side to side, backward and forward. If it rocks 1 cm or over, adjust the ring. When you turn your head, the helmet should move along.



## CHOOSING HELMET SIZE.

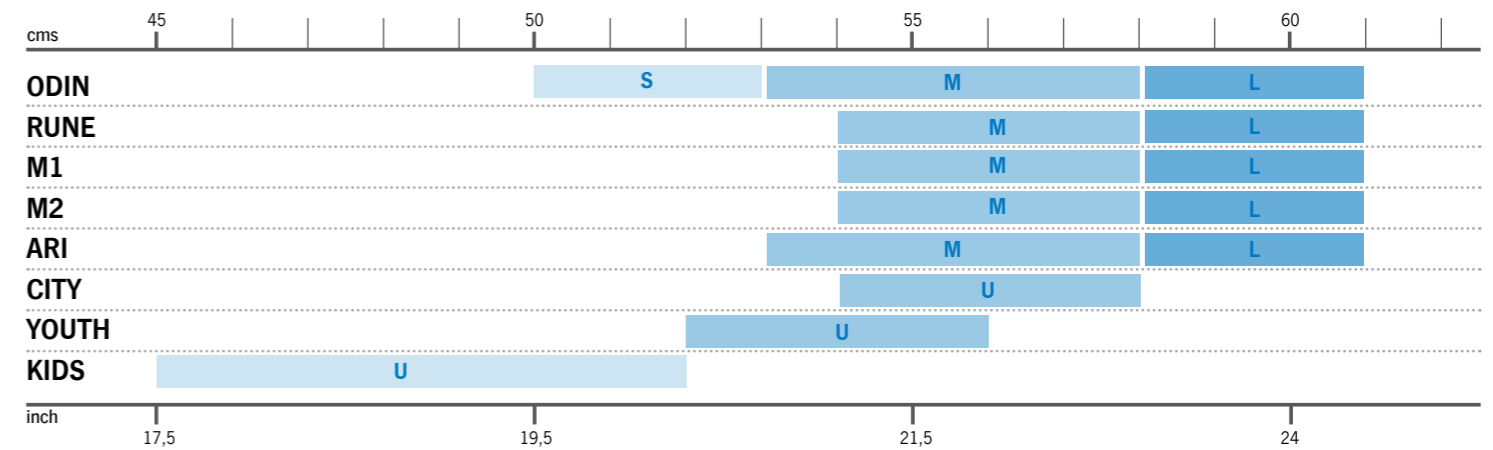
The best way to measure your head circumference is wrapping a flexible measuring tape around it.



## SPECIFICATIONS CHART.

	ROAD/TRI	MTB	ALL USE	URBAN	YOUNG PEOPLE
ODIN	•	•			
RUNE	•				
ARI			•		
M1		•			
M2		•			
CITY				•	
YOUTH					•
KIDS					•

## SIZE CHART.





# ODIN

## INFO AND FEATURES

### ORBEA AIR FLOW VENTILATION

- ITP Index: minimizes the internal points of contact and improves internal ventilation flow.
- ES Index: 27 openings and a more compact structure.

### TC CONSTRUCTION - 4-LAYER TECHNOLOGY

- Polycarbonate injected in-mold.
- Sheet of carbon fiber.
- Outer eps shell.
- Reinforced thermoformed nylon interior.

### FIT SYSTEM

- Ergonomic retention system.
- Micro-adjustment with a small wheel accessible with a single hand.

### SPECIFICATIONS

- Cushioning pads with breathable mesh fabric.
- Adjustable straps and closure.
- Buckle with protective feature.

### COLOR OPTIONS

- JJ ORANGE
- RR RED
- BA WHITE-BLUE
- NN BLACK
- BP WHITE-SILVER

### SIZE

S	50-53 cm	19.5-21 inch
M	54-58 cm	21-23 inch
L	58-61 cm	23-24 inch




COLOR: RR RED



COLOR: JJ ORANGE



COLOR: BA WHITE-BLUE



COLOR: BP WHITE-SILVER



COLOR: NN BLACK

CODE

CODE: H01E



# RUNE



## ORBEA AIR FLOW VENTILATION

- ITP Index: minimizes the internal points of contact and improves internal ventilation flow.
- ES Index: 23 openings and a more compact structure.

## TC CONSTRUCTION - 2-LAYER TECHNOLOGY

- Polycarbonate injected in-mold.
- Outer eps shell.

## FIT SYSTEM

- Ergonomic retention system.

## SPECIFICATIONS

- Visor included.
- Cushioning pads with breathable mesh fabric.
- Adjustable straps and closure.



COLOR: BA WHITE BLUE

## COLOR OPTIONS

- BA WHITE-BLUE
- BP WHITE-SILVER
- BJ WHITE-ORANGE
- TT- ANTHRACITE
- RR RED

## SIZE

M	54-58 cm	21-23 inch
L	58-61 cm	23-24 inch



COLOR: RR RED



COLOR: BJ WHITE-ORANGE



COLOR: TT ANTHRACITE



COLOR: BP WHITE-SILVER

## CODE

CODE: H02E





COLOR: NN BLACK



COLOR: BB WHITE



COLOR: RR RED

### ORBEA AIR FLOW VENTILATION

- ITP Index: minimizes the internal points of contact and improves internal ventilation flow.
- ES Index: 23 openings and a more compact structure.

### TC CONSTRUCTION - 2-LAYER TECHNOLOGY

- Polycarbonate injected in-mold.
- Outer EPS shell.

### FIT SYSTEM

- Ergonomic retention system.
- Micro-adjustment with a small wheel accessible with a single hand.

### SPECIFICATIONS

- Visor included.
- Cushioning pads with breathable mesh fabric.
- Adjustable straps and closure.
- Reflective material in back part of helmet.
- Front opening with anti-insect mesh.

### COLOR OPTIONS

- NN BLACK
- RR RED
- BB WHITE

### SIZE

M	54-58 cm	21-23 inch
L	58-61 cm	23-24 inch

### CODE

CODE: H05E



# M2



COLOR: AA BLUE



COLOR: BB WHITE



COLOR: VV GREEN



COLOR: TT ANTHRACITE

## INFO AND FEATURES

### ORBEA AIR FLOW VENTILATION

- ITP Index: minimizes the internal points of contact and improves internal ventilation flow.
- ES Index: 21 openings and a more compact structure.

### TC CONSTRUCTION - 2-LAYER TECHNOLOGY

- Polycarbonate injected in-mold.
- Outer EPS shell.

### FIT SYSTEM

- Ergonomic retention system.
- Micro-adjustment with a small wheel accessible with a single hand.

### SPECIFICATIONS

- Visor included.
- Cushioning pads with breathable mesh fabric.
- Adjustable straps and closure.
- Reflective material in back part of helmet.
- Front opening with anti-insect mesh.

### COLOR OPTIONS

- BB WHITE
- VV GREEN
- AA BLUE
- TT ANTHRACITE

### SIZE

M	53-58 cm	21-23 inch
L	58-61 cm	23-24 inch

### CODE

CODE: H04E



COLOR: BJ WHITE-ORANGE



COLOR: BP WHITE-SILVER



COLOR: BV WHITE-GREEN



COLOR: RR RED



COLOR: TT ANTHRACITE

INFO AND FEATURES

ORBEA AIR FLOW VENTILATION

- ITP Index: minimizes the internal points of contact and improves internal ventilation flow.
- ES Index: 22 openings and a more compact structure.

TC CONSTRUCTION - 2-LAYER TECHNOLOGY

- Polycarbonate injected in-mold.
- Outer EPS shell.

FIT SYSTEM

- Ergonomic retention system.
- Micro-adjustment with a small wheel accessible with a single hand.

SPECIFICATIONS

- Visor included.
- Cushioning pads with breathable mesh fabric.
- Adjustable straps and closure.

COLOR OPTIONS

- BP WHITE-SILVER
- BJ WHITE-ORANGE
- TT ANTHRACITE
- RR RED
- BV WHITE-GREEN

SIZE

ONE SIZE	54-58 cm	21-23 inch
----------	----------	------------

CODE

CODE: H03U





COLOR: NN BLACK

## INFO AND FEATURES

### ORBEA AIR FLOW VENTILATION

- ITP Index: minimizes the internal points of contact and improves internal ventilation flow.
- ES Index: 19 openings and a more compact structure.

### TC CONSTRUCTION - 2-LAYER TECHNOLOGY

- Polycarbonate injected in-mold.
- Outer EPS shell.

### FIT SYSTEM

- Ergonomic retention system.
- Micro-adjustment with a small wheel accessible with a single hand.

### SPECIFICATIONS

- Visor included.
- Cushioning pads with breathable mesh fabric.
- Adjustable straps and closure.
- Reflective material in back part of helmet.

### COLOR OPTIONS

 NN BLACK

### SIZE

M	53-58 cm	21-23 inch
L	58-61 cm	23-24 inch

CODE

CODE: H06E



COLOR: TT ANTHRACITE CODE: H07E



COLOR: AA BLUE CODE: AHYETT



COLOR: BB WHITE CODE: AHYETT



COLOR: BB WHITE CODE: H07E



COLOR: RR RED CODE: H07E

## INFO AND FEATURES

### ORBEA AIR FLOW VENTILATION

- ITP Index: minimizes the internal points of contact and improves internal ventilation flow.
- ES Index: 25 openings and a more compact structure.

### TC CONSTRUCTION - 2-LAYER TECHNOLOGY

- Polycarbonate injected in-mold.
- Outer EPS shell.

### FIT SYSTEM

- Ergonomic retention system.
- Micro-adjustment with a small wheel accessible with a single hand.

### SPECIFICATIONS

- Visor included.
- Cushioning pads with breathable mesh fabric.
- Adjustable straps and closure.
- Reflective material in back part of helmet.
- Front opening with anti-insect mesh.

### COLOR OPTIONS

- BB WHITE
- TT ANTHRACITE
- RR RED
- AA BLUE

### SIZE

ONE SIZE	52-56 cm	20.5-22 inch
----------	----------	--------------

### CODE

CODE: H07E - AHYETT





COLOR: VV WHITE



COLOR: RR RED



COLOR: AA BLUE

## INFO AND FEATURES

### ORBEA AIR FLOW VENTILATION

- ITP Index: minimizes the internal points of contact and improves internal ventilation flow.
- ES Index: 12 openings and a more compact structure.

### TC CONSTRUCTION - 2-LAYER TECHNOLOGY

- Polycarbonate injected in-mold.
- Outer EPS shell.

### FIT SYSTEM

- Ergonomic retention system.
- Micro-adjustment with a small wheel accessible with a single hand.

### SPECIFICATIONS

- Integrated visor.
- Cushioning pads with breathable mesh fabric.
- Adjustable straps and closure.
- Reflective material in back part of helmet.
- Front opening with anti-insect mesh.

### COLOR OPTIONS

- AA BLUE
- RR RED
- VV WHITE

### SIZE

ONE SIZE	51-55 cm	17.5-20.5 inch
----------	----------	----------------

CODE

CODE: AHKE





# CYCLING APPAREL

IT'S MORE THAN JUST CLOTHES.  
IT'S MY SECOND SKIN.

ORBEA



## DESIGN

## FEATURES



### CYCLING APPAREL.

Pedaling along 200km, in cold or heat, on flat or steep terrain... You can't leave it to improvisation. That's why our garments are based on an uncompromising philosophy and design. We use cutting-edge technology and sophisticated FABRICS that help riders train and compete at the highest level. Temperature control FABRICS keep your body temperature constant, maximizing performance at any level of intensity.

### TECHNOLOGY.

The Orbea PERFORMANCE RMT1 chamois has dramatically changed the concept of ergonomic clothes and rider comfort. This was possible thanks to a 3D structure, plus varying degrees of thickness and density for different paddings.

### RACING.

#### Rider profile

Committed rider, intermediate to advanced level (competition and training).

**Rides per week:** 3 to 6

#### Padding

1 multi-thickness 11mm layer, with density 100kg/cm<sup>3</sup>.

#### Shape

3D relief cutting technology for unpressed open-cell foam (highly breathable and elastic).

#### FEATURES

- Fabric made of carbon fibers for better breathability, temperature regulation, antibacterial properties and high performance.
- Fabric designed to prevent skin irritation and sores, and to improve moisture transfer.
- Stretch fabric designed to give more freedom of MOVEMENT.
- Pre-formed seamless chamois with 90° bent wings for maximum comfort.
- Two-level thickness, IMPACT 8 and IMPACT 10. Best vibration absorption and maximum comfort in areas under high pressure.
- Padding dimension. Bigger support area for greater comfort, taking different anatomical positions of sit bones into consideration.

### SPORT.

#### Rider profile

Beginner to intermediate level; long outings.

**Rides per week:** 1 to 4

#### Padding

1 multi-thickness 12mm layer.

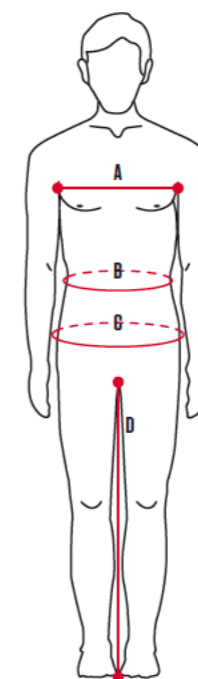
#### Shape

3D relief cutting technology for unpressed open-cell foam (highly breathable and elastic).

#### FEATURES

- External antibacterial fabric.
- Fabric designed to prevent skin irritation and sores.
- IMPACT 7 padding. Good vibration absorption and maximum comfort in areas under high pressure.

### APPAREL SIZE.



SIZE	CHEST A	WAIST B	HIP C	INSEAM D
S	92	80	96	81
M	96	84	100	82
L	100	88	104	83
XL	104	92	108	84
XXL	108	96	112	85
XXXL	112	100	116	86

# MAILOT RACING



## INFO AND FEATURES

### PATTERN

- Regular-Fit.

### FABRICS

- Front.
- Breathable stretch fabric that wicks moisture away and stays dry.
- Back and sleeves.
- Mesh fabric for increased moisture transfer in back and sleeves.

### FEATURES

- Full-length automatic block zipper.
- Back pocket with three internal dividers.
- For headphones.
- Reflective band on the sides.

### SIZE

S, M, L, XL, XXL, XXXL

### COLORS

- AA BLUE
- VV GREEN
- NN BLACK

### CODE

CODE: C001



# CULOTE RACING



## PATTERN

- Construction that ensures highly ergonomic cycling garments.

## FABRICS

- Lower body.
- Breathable two-way stretch 210g Lycra fabric that wicks moisture away and stays dry.
- Straps.
- Highly breathable mesh fabric with stretch microfiber that ensures highly ergonomic garments and wicks moisture away, keeping the upper body dry.

## CHAMOIS

- RACING antibacterial pad that provides excellent protection.
- Inner two-layer pad for highly ergonomic garments with stretch/recovery properties.

## FEATURES

- Flat stitching for maximum comfort.
- Elastic silicone leg grippers.
- Reflective side bands.

## SIZE

S, M, L, XL, XXL, XXXL

## COLORS

- AA BLUE
- VV GREEN
- NN BLACK

## CODE

CODE: C002

# MAILLOT SPORT



## INFO AND FEATURES

### PATTERN

- Regular-Fit.

### FABRICS

- Front, back and sleeves
- Patterned breathable stretch polyester fabric with HYDROFIT treatment.

### FEATURES

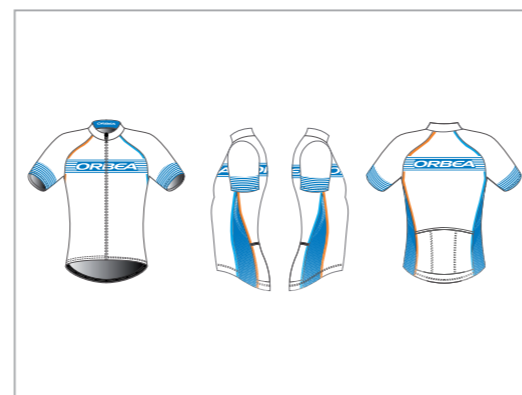
- Full-length automatic block zipper.
- Back pocket with three internal dividers.
- For headphones.
- Reflective band on the sides.

### SIZE

S, M, L, XL, XXL, XXXL

### COLORS

- |  |                 |  |               |
|--|-----------------|--|---------------|
|  | BB WHITE        |  | NA BLACK-BLUE |
|  | NJ BLACK-ORANGE |  | RR RED        |

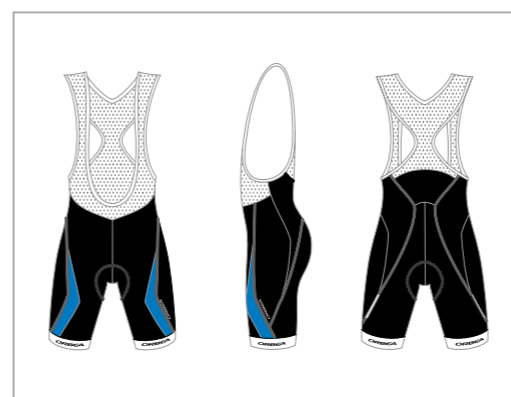
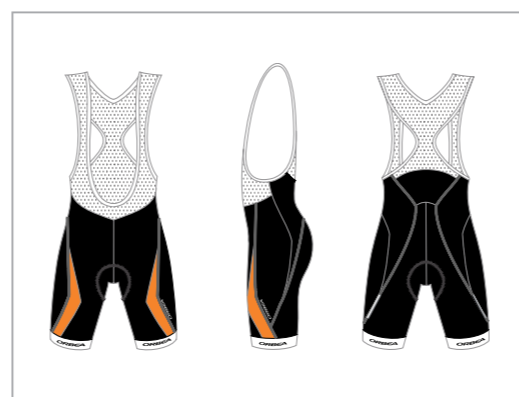
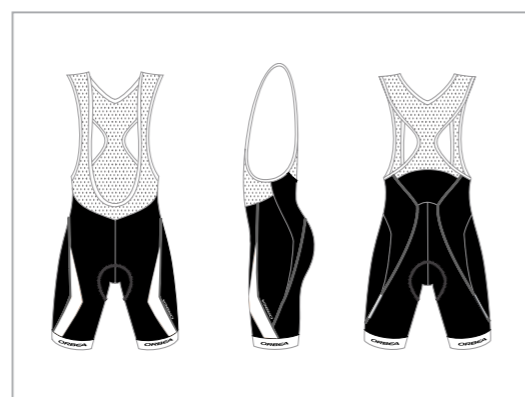
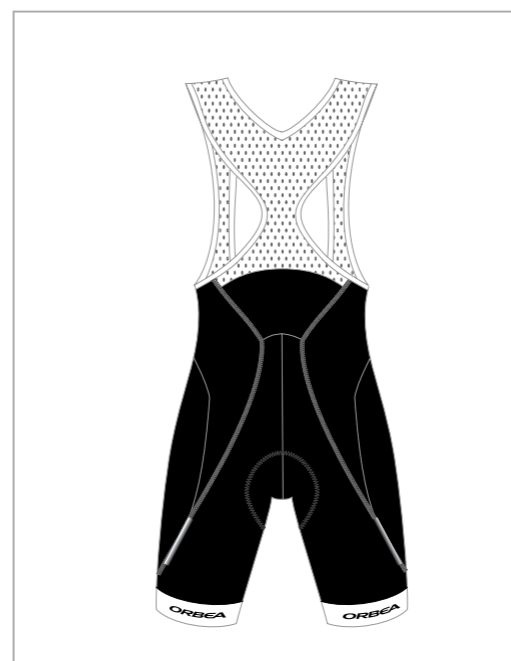
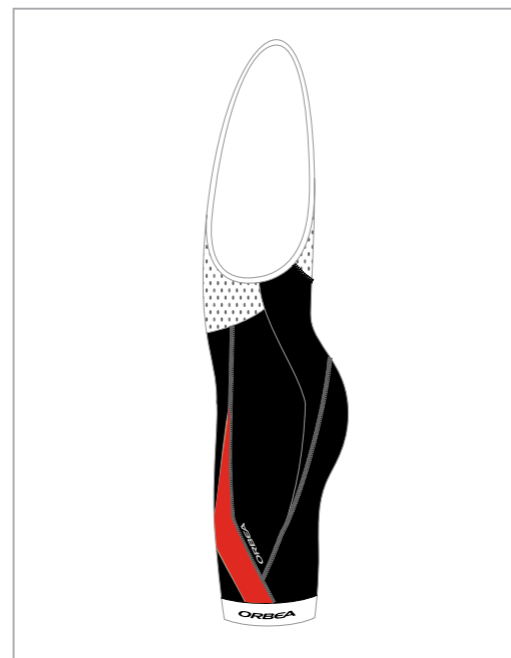
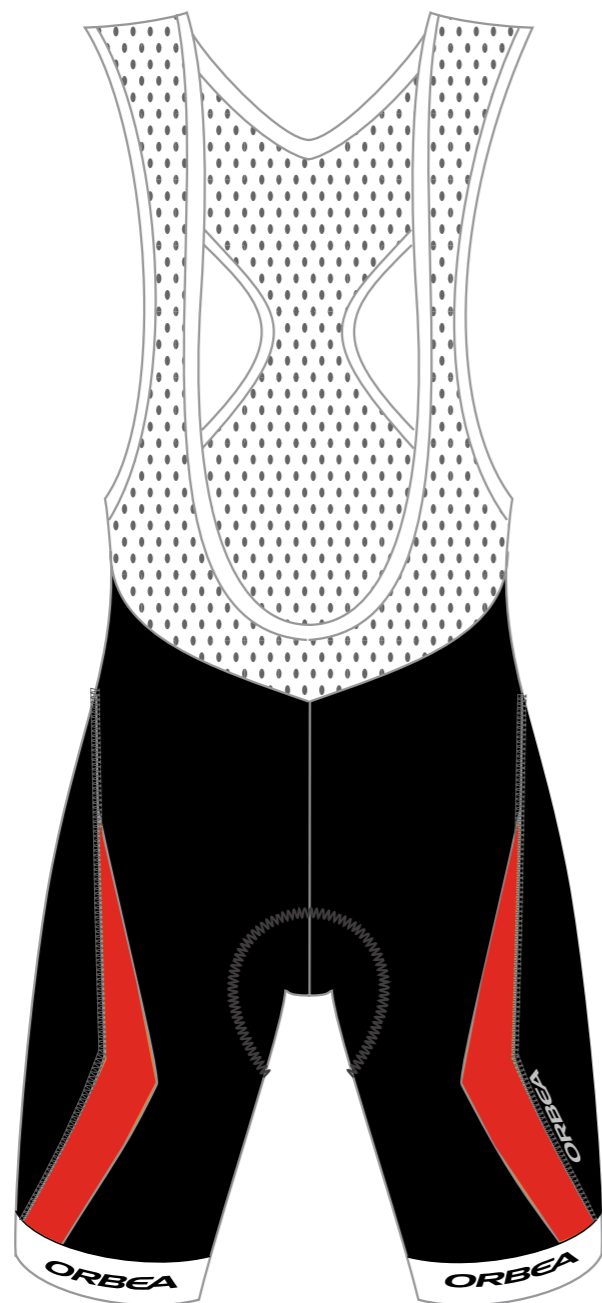


### CODE

CODE: C003



# CULOTE SPORT



## PATTERN

- Construction that ensures highly ergonomic cycling garments.

## FABRICS

- Lower body
- Lycra breathable two-way stretch 205g fabric that wicks water away and stays dry.
- Straps.
- Highly breathable mesh fabric with stretch microfiber that ensures highly ergonomic garments and wicks water away keeping the upper body dry.

## FEATURES

- Flat stitching for maximum comfort.
- Elastic band leg grippers.
- Reflective bands on the sides.

## SIZE

S, M, L, XL, XXL, XXXL

## COLORS

- BB WHITE
- NA BLACK-BLUE
- NJ BLACK-ORANGE
- RR RED

## CODE

CODE: C004



ORBEA 2014 / EQUIPMENT / HYDRA

ORBEA

# HYDRA

ORBEA

NEVER DRY.



# HYDRA

NAME	Hydra
USE	MTB, Enduro, Trail running, kayaking, skiing
CAPACITY	2+2L (4L), 10+2L (12L)
ORBEA VALUES	Orbea Design
TECHNOLOGY	Materials, features and functions fit for racing

*During exercise you must keep hydrated for good performance, because your fluid losses increase.*


*Staying hydrated, thus, is essential for good health.*

*The Hydra hydration packs encourage you to drink consistently for improved sports performance.*





# FEATURES



## MATERIALS.

The Hydra packs are made mainly with polyester and nylon. A careful selection of the diverse variants of these materials results in waterproof, breathable and light products.

## BREATHABLE.

The Hydra packs carry special, high-quality breathable and fast-dry fabrics in the areas where they come in contact with your body.

The Air Flow System (AFS) technology is designed for the heat to escape via the central air channel and prevents sweat from staying on the user's body.

## WATERPROOF.

The materials of the Hydra packs protect the main compartment from getting wet, which means the things you carry in it won't get damaged.

The rain cover comes in handy in bad weather, protecting your stuff, offering improved visibility and making cleaning and maintenance easier.



## ERGONOMICS.

The Hydra packs are anatomically crafted to fit your natural position and offer more comfort and easier access to the main compartment.

They have three fastening points in the back, chest and waist for better fit and comfort during exercise.



## FUNCTIONAL.

The pockets in the Orbea Hydra packs can be accessed while riding. There's a pocket separate from the hydration reservoir. In it you can carry everything you need to do sports. There's also a pocket to carry tools, and two more side pockets for small things. The 10+2L pack features a fifth pocket to store electronic devices such as a mobile phone or a GPS, and has a headphone exit port.

- Magnetic fasteners to hold the anti-leak valve and tube.
- Straps to hold helmet and sticks.
- Rain cover and safety whistle.
- Extra pockets for trash, sunglasses and cellphone; exit port for headphones.
- Reflective strips.





## LIGHTWEIGHT.

We've used ultralight materials to create a hydration solution for greater comfort during outdoor activity.


## GOOD FOR COMPETITION.

Orbea is competition, and Hydra is no exception. Our backpacks can face any racing challenge you take up. The reservoir has a thermal case, a whistle and a label with mountain safety information.

## VOLUME.

2+2L pack with six compartments and interior organizer.

10+2L pack with five compartments and interior organizer.



*"The Hydra hydration packs encourage you to drink consistently for improved sports performance."*

## MAINTENANCE AND CLEANING TIPS.

- Hand wash at 30°.
- No bleaching.
- No ironing.
- No tumble drying.

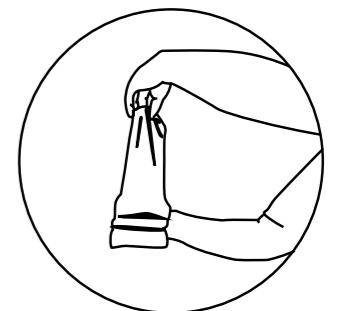
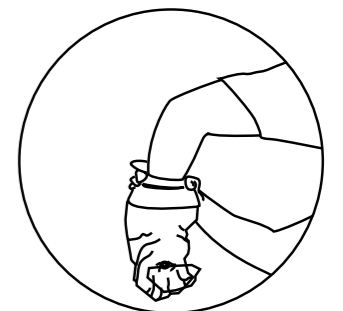



### Maintenance


The hydration reservoir needs cleaning and drying for proper maintenance. The reversible reservoir flips completely inside out, making it easy to clean and dry. Follow these six simple steps to clean and dry the reservoir:

1. Unzip and throw away the fluid inside the reservoir.
2. Put your hand into the reservoir right to the bottom and turn it inside out.
3. Wash with warm water and soap to remove all dirt.
4. Rinse.
5. Leave to dry completely.
6. Return the reservoir to the initial shape and get it ready for your next outing.

Clean tube with warm water.



# HYDRA 2+2



## INFO AND FEATURES



- Total capacity: 4l.
- Includes 1,5l reservoir.
- Includes insulating cover for 2l reservoir.
- Pocket for 2l bladder.
- 100% Breathable.
- Waterproof, rain cover and safety whistle.
- Magnetic clip on hydration tube, anti-drip valve.
- Geometry designed for perfect fit.
- Ultralight materials.
- Helmet lock & pole straps.
- Pocket to carry accessories, sunglasses, Mobile phone or waste, with earphone exit.
- Reflective.



## CAPACITY

2 + 2 (4L.)

## COLORS

 AA BLUE

## CODE

CODE: HY00



# HYDRA 10+2



## INFO AND FEATURES



- Total capacity: 12L.
- Includes 1,5l reservoir.
- Includes insulating cover for 2l reservoir.
- Pocket for 2l bladder.
- 100% Breathable.
- Waterproof, rain cover and safety whistle.
- Magnetic clip on hydration tube, anti-drip valve.
- Geometry designed for perfect fit.
- Ultralight materials.
- Helmet lock & pole straps.
- Pocket to carry accessories, sunglasses, Mobile phone or waste, with earphone exit.
- Reflective.
- Special pockets for bottles



### CAPACITY

10 + 2 (12L.)

### COLORS

 AA BLUE

### CODE

CODE: HY01

# BOTTLES



## INFO AND FEATURES



- Food-grade squeezable polyethylene.
- BPA free.
- The soft rubber push-pull valve is easy on the mouth and ensures easy opening.
- Ergonomic ring for better grip.
- Measuring laterals scale (only for the semitransparent version)

### CAPACITY

650 ml.

### COLORS

■ 00 SILVER    □ 01 SEMI TRANSPARENT

### CODE

CODE: 8BSI



O

BOOK

*ORBEA*