

## INCENTIVES AND SUPPORT FOR YOUR BUSINESS NEEDS.

**BUSINESS LINK**

The fast lane for small business.

### THE DEALER NETWORK FOR YOUR BUSINESS.

Your **BusinessLink** dealer is committed to providing you, the small business owner, with the vehicle support you need for your business, from servicing all makes and models of your existing vehicles to selling you the right vehicles needed to perform the work that you do. Your **BusinessLink** dealer provides priority service because we know downtime is costing you money. Your **BusinessLink** dealer has sales professionals trained to properly "job-rate" the right vehicle for your work application along with providing commercial finance options. New vehicle sales to qualified small business owners also include a free alternate transportation contract, in the event your vehicle is in for service.

Membership in the **BusinessLink** program is free. Membership helps us to identify you as a small business owner so we can provide you with both the service you deserve and update you with offers that can help reduce the cost of doing business. Ask your **BusinessLink** dealer to register today.

**BusinessLink** has you covered:

- ▶ Full Range of FCA Commercial Vehicles
- ▶ Free Membership
- ▶ Priority Service
- ▶ Dedicated Staff of Commercial Vehicle Experts
- ▶ Extended Service Hours
- ▶ Free Alternate Transportation
- ▶ Generous Incentives
- ▶ Expertise in Commercial Financing Options
- ▶ 24/7 Towing Service Available

For more information, log on to [FCAUSFLEET.COM](http://FCAUSFLEET.COM) or call us toll-free at **877-2THELINK (877-284-3546)**.

### ON THE JOB INCENTIVES FOR SMALL BUSINESSES.

Running a business presents plenty of challenges—like cutting costs, not corners; like saving time and money and eliminating hassles. The **ON THE JOB**<sup>23</sup> commercial incentive program provides assistance in customizing and servicing your business vehicles.

**ON THE JOB**<sup>23</sup> allowances make your business more profitable!

- ▶ **NO-EXTRA-CHARGE.** 2-Year Gas/4-Year Diesel Lube-Oil-Filter Allowance
- ▶ **UP TO \$1,000.** Commercial Graphics Program Allowances
- ▶ **UP TO \$1,000.** Commercial Equipment/Upfit Allowances
- ▶ **\$300-\$1,000.** Allowance on Select Mopar® Service Contracts

See your dealer for specific program rules and details, log on to [FCAUSFLEET.COM](http://FCAUSFLEET.COM) or call us toll-free at **877-ONTHEJOB (877-668-4356)**.

**CHRYSLER**  
CAPITAL

A commercial line of credit from Chrysler Capital is ideal for qualified business customers looking for a flexible, easy way to manage growing vehicle needs. Chrysler Capital streamlines the process—and, with prequalification, you're ready to buy a vehicle when you need it. Ask your **BusinessLink** dealer for details.



**RAM**  
COMMERCIAL

RAM IS A REGISTERED TRADEMARK OF FCA US LLC.



**RAM**  
COMMERCIAL

**2018 RAM POCKET GUIDE**

2  
**AMERICA'S  
 LONGEST-LASTING**  
**HEAVY DUTY PICKUPS<sup>1\*</sup>**



# MEET THE 2018 RAM WORKFORCE

**FROM HEAVY INDUSTRY TO SERIOUS RECREATION,  
 THIS WORKFORCE STANDS READY TO SERVE.  
 WITH POWERTRAINS EAGER TO TAKE ON TOUGH TOWING.  
 WITH VANS AND CHASSIS CABS DESIGNED FOR THE UPFIT.  
 ABOVE ALL, WITH UNIMPEACHABLE QUALITY.**

Here's where long-term durability, proven capability and a focus on fuel-efficient performance are all at the top of the game. It's where occupant comfort rivals the luxury vehicles found in the private sector. And, increasingly, it's where engineering, communications and telematics rank among the best—keeping you connected every moment.

Simply said, we know what works. It's the phenomenal PTO capability designed into our Chassis Cabs. It's the innovative suspension technologies on our pickups and vans. And from the get-go, it all ranks as commercial-grade: from big Chassis Cabs to the city-friendly Ram ProMaster City® Tradesman® models, the Ram Commercial workforce stands out—and frequently stands above.

The Ram Commercial portfolio shows how genius and strength can accomplish formidable towing tasks while delivering outstanding fuel economy figures—from the toughest industrial and commercial assignments to the most challenging personal and recreational demands. For more, visit us at [RAMTRUCKS.COM/COMMERCIAL](http://RAMTRUCKS.COM/COMMERCIAL)

## RAM QUALITY: EXCEPTIONAL WARRANTIES.

The power that propels your Ram means you'll get the job done with ironclad reliability. Whether you're moving people or steel, Ram delivers like no other.

All diesel powertrains feature a 5-Year/100,000-Mile Powertrain Limited Warranty.<sup>2</sup> Gas-driven powertrains offer a 5-Year/60,000-Mile Powertrain Limited Warranty.<sup>3</sup>

Quality is built in. Every vehicle in this portfolio backs you with our comprehensive 3-Year/36,000-Mile Bumper-to-Bumper Warranty.<sup>4</sup>

INTRODUCTION	2 – 3
RAM: AN OVERVIEW	4 – 7
POWERTRAINS	8 – 11
<b>RAM 1500 LIGHT-DUTY PICKUPS</b>	
WHEELS	12 – 13
BUYER'S GUIDE	14 – 19
TRAILER WEIGHTS AND PAYLOADS	20 – 21
<b>RAM 2500/3500 HEAVY DUTY PICKUPS</b>	
WHEELS	24 – 25
BUYER'S GUIDE	26 – 33
TRAILER WEIGHTS AND PAYLOADS	34 – 35
<b>RAM 3500/4500/5500 CHASSIS CABS</b>	
WHEELS	36 – 37
BUYER'S GUIDE	38 – 43
TRAILER WEIGHTS AND PAYLOADS	44 – 45
<b>RAM PROMASTER® VANS/CUTAWAYS/CHASSIS CABS</b>	
DIMENSIONS AND WHEELS	46
BUYER'S GUIDE	47 – 49
TRAILER WEIGHTS AND PAYLOADS	49
<b>RAM PROMASTER CITY®</b>	
WHEELS	50
BUYER'S GUIDE	51 – 52
TRAILER WEIGHTS AND PAYLOADS	53
<b>RAM COMMERCIAL PORTFOLIO</b>	
CONFIGURATIONS	54 – 55
EXTERIOR PAINT COLORS	56 – 57
INTERIOR SEAT FABRICS	58
<b>SUPPORT FOR YOUR BUSINESS</b>	
UPFITS/BODY BUILDERS/RESOURCES	59
BUSINESS/INK/ON THE JOB/CHRYSLER CAPITAL	60

\*A note about this brochure: all disclaimers and disclosures can be found on the last page.

## LIGHT-DUTY PICKUPS

A Ram pickup was built to go where the work is: from deep-country farms and sprawling ranches to gritty urban industrial parks and manicured landscaping sites—and everywhere in between.

One full-size pickup steps up where others step back. Ram 1500, with its no-nonsense attitude and serious can-do muscle, delivers what counts. Like the award-winning power that comes from the EcoDiesel V6, Pentastar® V6 and legendary HEMI® V8. Like the class-exclusive<sup>5</sup> available Active-Level™ Four-Corner Air Suspension System and the class-exclusive<sup>5</sup> available RamBox® Cargo Management System. Upshot? You've got the light-duty worker ready for the toughest tasks.



### SELECT RAM 1500 HIGHLIGHTS

- **THE CLASS-EXCLUSIVE<sup>5</sup> RAMBOX CARGO MANAGEMENT SYSTEM.** Pioneered by Ram 1500, the available system includes two large, illuminated and drainable side bins, a cargo extender/divider, side rails with adjustable tie-down cleats and invaluable rear cargo bed illumination.
- **THE TORQUEFLITE® 8-SPEED AUTOMATIC TRANSMISSION.** Ram 1500 makes it happen in ways most others don't. Case in point: Ram 1500 pioneered the TorqueFlite 8-speed automatic with its innovative dashboard-mounted Rotary Shifter and invaluable thermal management system.
- **POWERFUL AND EFFICIENT 4x4 CAPABILITY.** With the Pentastar V6, HEMI V8 and EcoDiesel V6 mated to the TorqueFlite 8-speed automatic, you're looking at impressive and efficient power backed with available 4x4 capability for tough jobs and tough terrains.
- **THE AVAILABLE CLASS-EXCLUSIVE<sup>5</sup> ACTIVE-LEVEL FOUR-CORNER AIR SUSPENSION SYSTEM** can replace the resilient and comfortable (and class-exclusive<sup>5</sup>) multilink coil spring suspension. Operator-controlled with five operating modes, automatic load-leveling and lower entry/exit heights.
- **INTERIORS THAT EMPLOY BRILLIANT ELECTRICAL ARCHITECTURE** give you technology that dazzles. The available full-color Driver Information Display relays tons of real-time vehicle/mechanical data about engine and vehicle condition, towing and much more.
- **A DASHBOARD-MOUNTED SWITCHBANK** offers fingertip control of the standard Electronic Stability Control (ESC)<sup>6</sup> system, the Tow/Haul Mode and the available Active-Level Four-Corner Air Suspension System (if equipped). Additional switches handle more optional equipment.

## HEAVY-DUTY PICKUPS

Heavy-duty jobs demand heavy-duty support. Ram Heavy Duty has it, with impressive class-exclusive advantages that get the job done.

Start with best-in-class<sup>7</sup> gas horsepower from the available 6.4L HEMI® V8; factor in best-in-class<sup>8</sup> gas towing\* with the same 6.4L HEMI V8 on Ram 2500, and top it off with best-in-class<sup>7</sup> 930 lb-ft of diesel torque and best-in-class<sup>7</sup> 30,000-lb\* 5<sup>th</sup>-wheel towing available for Ram 3500. Now factor in the class-exclusive<sup>7</sup> available Auto-Level Rear Air Suspension System for both models, and you've got the ideal comfort and control advantages for towing and payload capability. Fact: few pickups measure up to the standards set by a 2018 Ram Heavy Duty.



Properly secure all cargo.

### SELECT RAM 2500/3500 HEAVY DUTY HIGHLIGHTS

- **EXCEPTIONAL CAPABILITY, MEASURED BY MAXIMUM GROSS COMBINED WEIGHT RATINGS (GCWRs).** Robust strength for the job is part of the Ram Heavy Duty package. The max GCWRs of the 2018 Ram Heavy Duty models equipped with the available 6.7-liter Cummins® Turbo Diesel ensure confidence and capability on the job—transforming exceptional ratings into pure capability: GCWR for Ram 2500 is up to 25,300 lb\*; for Ram 3500 it's up to 39,100 lb\*.
- **UNCOMPROMISING TOWING FOR GAS AND DIESEL ENGINES.** For beyond-confident pulling and hauling, know this: Ram Heavy Duty pickups don't back down. Towing capability in a Ram 3500 powered by the available 6.4L HEMI V8 is up to 16,480 lb\*; and with the available 6.7L Cummins High Output in Ram 3500, max towing vaults to a jaw-dropping 31,210 lb\*.
- **IMPRESSIVE MAXIMUM GROSS VEHICLE WEIGHT RATINGS (GVWRs).** Ram 2500 and 3500 pickups deliver serious GVWRs: up to 10,000 lb\* for Ram 2500 and up to 14,000 lb\* for Ram 3500.
- **EFFICIENT GAS POWER.** The available 6.4L HEMI V8 generates 410 hp and 429 lb-ft of torque—and features the gas-sipping Multi-Displacement System (MDS)/Fuel Saver Technology.

### FOR THE AVAILABLE CUMMINS TURBO DIESEL

- **THE THREE SEPARATE POWER RATINGS** max out with the HIGH OUTPUT CALIBRATION CHURNING OUT 385 HP backed by an incredible and BEST-IN-CLASS<sup>7</sup> 930 LB-FT OF AVAILABLE DIESEL TORQUE when mated to the AISIN® Heavy-Duty 6-speed automatic on Ram 3500. Every Cummins iteration features a CLASS-EXCLUSIVE<sup>7</sup> "SMART" DIESEL EXHAUST BRAKE.

\*When properly equipped.

## CHASSIS CABS

Ram Chassis Cabs bring upfit versatility to benchmark levels, with pickup-based Chassis Cabs offering available left- or right-side Power Take-Off (PTO) and best-in-class<sup>9,10</sup> available dual fuel tank capacity.

Power is exceptional. The standard 6.4L HEMI® V8 on pickup-based models delivers 370 hp (410 hp\*) on 3500, 366 hp on 4500/5500 models, with 429 lb-ft of torque across the board. Max GVWRs: up to 14,000 lb<sup>†</sup> on Ram 3500 DRW, up to 16,500 lb<sup>†</sup> on 4500 and up to 19,500<sup>†</sup> on Ram 5500—with an available heavy-duty front suspension for 4500/5500. On the Ram ProMaster® Cutaways/Chassis Cabs, ultra-low frame height sets these workers apart.

## CARGO VANS AND WAGONS

Our family of commercial-grade vehicles grew exponentially when we added the Ram ProMaster® models; it was further beefed up with the upfit-welcoming Ram ProMaster City® Cargo Van models.

The Ram ProMaster and ProMaster City models stand out with distinction. Ram ProMaster Cargo Van offers three wheelbases, multiple floor lengths, two roof heights and numerous best-in-class features. Ram ProMaster City Tradesman® Cargo Van and Passenger Wagon—right-sized for cities and suburbs—rank as best-in-class<sup>11</sup> in all the right areas: payload, cargo capacity and GVWR (on Cargo Van)—and every model rides on a class-exclusive<sup>11</sup> bi-link rear suspension.



Properly secure all cargo.

### SELECT RAM AND RAM PROMASTER CHASSIS CAB HIGHLIGHTS

- Ram 4500/5500 Chassis Cab models come to work with top-notch capability. **SERIOUSLY IMPRESSIVE MAXIMUM GROSS COMBINED WEIGHT RATINGS (GCWRs)** give you ample latitude for upfits.
- **BEST-IN-CLASS<sup>10</sup> FRONT GROSS AXLE WEIGHT RATINGS (GAWRs)** WITH THE 6.4L HEMI V8 make the Ram 4500/5500 Chassis Cabs ideal candidates for heavy-duty front-mounted attachments—and the go-to choice for snowplows.
- When equipped with the available Cummins® High Output Turbo Diesel, Ram Chassis Cab models deliver **ALL THE DIESEL TORQUE YOU NEED**. Cummins advantages include available B20 capability and a state-of-the-art Diesel Exhaust Fluid (DEF) system.
- Standard on every 2018 Chassis Cab, the **ELECTRONIC STABILITY CONTROL (ESC)<sup>6</sup> SYSTEM** is an invaluable advantage for exceptional maneuvering, road manners and trailering control.
- **ULTRA-CAPABLE AVAILABLE MAX DUAL ALTERNATOR OUTPUT**. Put a total of 440 amps at your service, from a Ram Chassis Cab equipped with the Cummins Turbo Diesel.
- The **RAM PROMASTER CHASSIS CAB MODELS** substantially broaden the overall versatility of the Ram portfolio, with two cab-to-axle lengths, two wheelbases and three frame lengths, topped off by an impressive Gross Vehicle Weight Rating. Frame height makes these models ideal for applications that require frequent stops and loading. As low as 24.4 inches from the ground, it's custom-made for landscaping services or the transport of items like ATVs.

\*Only when the available 10K GVWR model is ordered on 3500 SRW with 66RFE automatic transmission. †When properly equipped.

### SELECT RAM PROMASTER AND RAM PROMASTER CITY HIGHLIGHTS

- Ram ProMaster Cargo Van models lead the competition with all the right **BEST-IN-CLASS<sup>12</sup> FEATURES**. Among them: widest width between wheel wells, smallest turning diameter (on the short-wheelbase model) and the lowest load floor height. To that, add the **CLASS-EXCLUSIVE<sup>12</sup> FRONT-WHEEL DRIVE** that ensures smart handling—especially in adverse weather.
- Ram ProMaster Cargo Van offers a world-class and long-proven engine that stands out for the power you need: the standard 3.6L PENTASTAR® V6 MATED TO THE 6-SPEED AUTOMATIC CHURNS OUT **BEST-IN-CLASS<sup>12</sup> STANDARD V6 280 HORSEPOWER**, backed with 260 lb-ft of ready-to-work torque.
- **NOTABLE RETAINED VALUE**. Competitive comparisons to the Ford, Chevy and Nissan vehicles in the segment show outstanding retained value for Ram ProMaster City.
- **THE RAM PROMASTER CITY MODELS** come to work with a **CLASS-EXCLUSIVE<sup>11</sup> 9-SPEED AUTOMATIC TRANSMISSION**. Factor in the 2.4L TIGERSHARK® MULTIAIR®2 INLINE FOUR-CYLINDER, and you're looking at **BEST-IN-CLASS<sup>11</sup> HORSEPOWER AND TORQUE**. And when you can go from zero-to-30 mph in a mere 3.7 seconds, you've got the perfect vehicle for rapid merging into city traffic.
- **THE 2018 RAM PROMASTER CITY MODELS** offer the numbers you're looking for. Load capacity, interior space and overall capability all rank among the best, with Cargo Van supplying enough interior volume and wide rear door openings to allow a standard loaded pallet. Towing on Cargo Van models reaches a super-competent (and unsurpassed<sup>11</sup>) 2,000 lb<sup>†</sup>.

†When properly equipped.

# GAS POWERTRAINS



## RAM PROMASTER CITY®

**THE 2.4L TIGERSHARK® MULTI-AIR® 2 1-4: 178 HP / 174 LB-FT**  
Powerful and light, the four-cylinder 2.4L MultiAir2 features a host of smart components and enhancements for combustion control, **maximum fuel efficiency and reduced exhaust emissions.** With its 10:1 compression ratio, individual piston oil squirters, precious-metal spark plugs and refined oil life monitoring system providing recommended oil change data, the 2.4L MultiAir2 easily meets the everyday tasks required from ProMaster City Cargo Van and Wagon.



## RAM 1500

**THE 3.6L PENTASTAR® V6: 305 HP / 269 LB-FT**  
As standard powerplant on select Ram 1500 pickups, **the award-winning Pentastar V6 delivers up to 25 mpg highway\*** working with its standard partner, the innovative TorqueFlite® 8-speed automatic transmission. Count on built-in V6 efficiencies, V8-equivalent performance and tough available 4x4 capability.





## RAM PROMASTER® VAN/CHASSIS CAB/CUTAWAY

**THE 3.6L PENTASTAR V6: 280 HP / 260 LB-FT**  
The impressive and award-winning Pentastar V6 is the standard engine for the 2018 Ram ProMaster models. Light and efficient, with **outstanding horsepower and torque**, Electronic Throttle Control and a serious compression ratio of 10.2:1.

## RAM 1500

**THE 5.7L HEMI® V8 WITH MDS/FUEL SAVER TECHNOLOGY: 395 HP / 410 LB-FT**

**HEMI 5.7 LITER** The resilient HEMI V8 for Ram 1500 reflects its legendary heritage—but it's really the engineering that frequently makes this the engine of choice. Smart refinements to **get the most from every drop of fuel** include dual spark plug technology and Variable Valve Timing (VVT); both contribute to outstanding engine efficiency and torque levels. The Multi-Displacement System (MDS)/Fuel Saver Technology **transforms this tough V8 into a fuel-efficient 4-cylinder** under many driving conditions. Available for Ram 1500 pickups.



## RAM 2500/3500

**THE 5.7L HEMI® V8 WITH VVT: 383 HP / 400 LB-FT**  
**HEMI 5.7 LITER** This iteration of the 5.7L HEMI V8 utilizes Variable Valve Timing (VVT), technology that optimizes engine breathing. Since a major function of VVT is to increase torque, **output with VVT is measurably better than that of comparable engines** without it. VVT also gives these tough Ram models notable gas-powered towing strength. Standard on select Ram 2500/3500 SRW pickups.



## RAM 2500/3500

**THE 6.4L HEMI V8 WITH MDS/FUEL SAVER TECHNOLOGY: 410 HP / 429 LB-FT**

**HEMI 6.4 LITER** This engineering combines the best: VVT, MDS/Fuel Saver Technology, Individual Cylinder Fuel Control and interactive Deceleration Fuel Shut-Off (iDFSO). Put it all together, and this available engine for Ram Heavy Duty pickups delivers **bottom-line strength, proven efficiency and the confidence** to take on the toughest jobs.



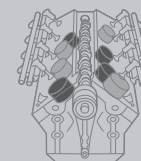
## RAM 3500/4500/5500 CHASSIS CAB

**THE 6.4L HEMI V8 WITH MDS/FUEL SAVER TECHNOLOGY: 370 HP (410 HP\*) / 429 LB-FT (3500); 366 HP / 429 LB-FT (4500/5500)**

**HEMI 6.4 LITER** The standard engine for all Ram Chassis Cab models provides **outstanding gas-powered V8 performance with 87-octane unleaded gas.** Mate the 6.4L HEMI V8 with the available AISIN® transmission, and you've got **stellar available PTO capability** that efficiently uses only four of its cylinders (static). Configurations: 3500 models mate the 6.4L HEMI V8 with the 66RFE 6-speed automatic, with the AISIN AS66RC available for increased payload and towing capability; Ram 4500/5500 models mate it solely to the AISIN transmission.

## MDS/FUEL SAVER TECHNOLOGY

It's exactly what business needs. Engineered for the 5.7L HEMI V8 on Ram 1500 and the 6.4L HEMI V8 on Heavy Duty and 3500 Chassis Cab with the 66RFE automatic, the Multi-Displacement System supplies a **tough 8-cylinder for the job—and then seamlessly transforms the engine into a smooth and efficient 4-cylinder for the highway.** Using available PTO on a 6.4L HEMI V8/AISIN powered 3500/4500/5500 Chassis Cab? The MDS even operates in the stationary (static) mode.



## A TRANSMISSION FOR EVERY NEED: THE GAS-DRIVEN PORTFOLIO.

**THE 948TE 9-SPEED AUTOMATIC.** It's the ideal engineering to propel the efficient Ram ProMaster City models. The wide 9.79 ratio spread and 4.70:1 first-gear launch ratio ensure quick takeoffs, while on the opposite end, **the smooth 7th – 9th gear transitions help enhance fuel efficiency.** Standard on 2018 Ram ProMaster City Tradesman® Cargo Van and Passenger Wagon.

**THE 8HP45 TORQUEFLITE 8-SPEED AUTOMATIC.** Compact, durable and efficient: the 8HP45 8-speed features **adaptive shifting, filled-for-life fluid, a sophisticated thermal management system** and the intuitive dashboard-mounted Rotary Shifter. Standard with the 3.6L Pentastar V6 on Ram 1500 only.

**THE 8HP70 TORQUEFLITE 8-SPEED AUTOMATIC.** This larger, more robust version of the 8HP45 8-speed offers all of the features described above, but with the resilience that can handle 5.7L HEMI V8 power. It's a very real contributor to the **impressive Ram 1500 fuel efficiency figures.** This transmission also features the dashboard-mounted Rotary Shifter. Packaged on Ram 1500 with the 5.7L HEMI V8.

**THE 66RFE 6-SPEED AUTOMATIC.** Electronic Range Select (ERS) facilitates heavy towing and payload assignments, with an added sixth gear that contributes a crisp and efficient 0.63:1 gear ratio; **the muscular Reverse gear ratio of 4.44:1 is ideal when moving larger trailers.** Standard with the HEMI V8 on Ram 2500 and 3500 pickups and on Ram 3500 Chassis Cab.

**THE 62TE 6-SPEED AUTOMATIC.** Mated to the 3.6L Pentastar® V6 and refined for commercial demands, this long-proven component ensures effortless and economical shifting. **Engine speeds change less with each shift, contributing to fuel efficiency.** Standard on Ram ProMaster.®

**THE AISIN AS66RC HEAVY-DUTY 6-SPEED AUTOMATIC.** Developed with our colleagues at AISIN, it was specifically sized, packaged and calibrated to accommodate the output and relating axle ratios of its partner—the 6.4-liter HEMI V8 engine for Ram 3500 Chassis Cab (as available transmission) and 4500/5500 Chassis Cab models (as standard transmission). On Ram Chassis Cabs, the AS66RC provides **prodigious available PTO capability—which includes available dual-sided configurability** (with the left side capable of hydraulic or higher-output functions); impressive output (measured at 60 hp and 250 lb-ft of torque); and super-efficient operation when paired with the 6.4L HEMI V8 (by operating static PTO functions using only four of the engine's eight cylinders).

\*2017 EPA estimated 17 mpg city/25 mpg hwy on Ram 1500 3.6L V6 4x2. Actual results may vary.

\*Only when the available 10K GVWR model is ordered on 3500 SRW with 66RFE automatic transmission.

# DIESEL POWERTRAINS



## RAM 2500/3500

### 6.7L CUMMINS® TURBO DIESEL: 350 HP / 660 LB-FT

The Cummins Turbo Diesel for Ram Heavy Duty pickups is available in three separate calibrations. **All feature the class-exclusive<sup>7</sup> “smart” diesel exhaust brake for improved braking and control, especially on downhill grades.** The 350 hp / 660 lb-ft version of the Cummins Turbo Diesel churns out stunning torque and ample horsepower; the powertrain configuration mates it only to the class-exclusive<sup>7</sup> 6-speed manual transmission. Available for Ram 2500/3500 pickups.

## RAM 2500/3500

### 6.7L CUMMINS TURBO DIESEL: 370 HP / 800 LB-FT

This calibration translates into radically high torque output, giving Ram Heavy Duty models extra clout for the job. Like all Cummins engines, it features the “smart” diesel exhaust brake and offers **superb unaided cold-start capability in temperatures as low as -20° F.** The 370 hp / 800 lb-ft calibration is partnered with the dependable 68RFE 6-speed automatic transmission. Availability is solely on Ram 2500/3500 Heavy Duty pickups.


## RAM 3500

### 6.7L CUMMINS HIGH OUTPUT TURBO DIESEL: 385 HP / 930 LB-FT

The available High Output (HO) calibration is mated only to the AISIN<sup>®</sup> 6-speed automatic. With its **best-in-class<sup>7</sup> available diesel torque of 930 lb-ft**, the Cummins HO gives Ram 3500 pickup models indisputable superiority for your high-end towing and hauling assignments. All Cummins Turbo Diesels meet stringent Federal emissions standards with an ingenious Diesel Exhaust Fluid (DEF) system. This Cummins calibration is available only on Ram 3500 pickups.

## RAM 1500

### 3.0L ECODIESEL V6: 240 HP / 420 LB-FT

 This award-winning component is part of an arsenal of groundbreaking powerplants. The available 3.0-liter EcoDiesel V6 engine provides exceptional performance; it features breakthrough technology like a standard oil cooler that helps achieve time- and money-saving **oil change intervals up to 10,000 miles.** Available for Ram 1500 pickups.



## RAM 3500/4500/5500 CHASSIS CAB

### 6.7L CUMMINS® TURBO DIESEL: 320 HP / 650 LB-FT

Two formidable Cummins Turbo Diesel calibrations serve the Ram Chassis Cab portfolio, with the 320 hp / 650 lb-ft iteration mated to the class-exclusive<sup>9,10</sup> G56 6-speed manual transmission. Assets are extensive and include the “smart” diesel exhaust brake and a state-of-the-art (and fully compliant) DEF system. **Unaided cold-start capability measures as low as an Antarctic -20° F.** Available for all Ram Chassis Cabs.

## RAM 3500/4500/5500 CHASSIS CAB

### 6.7L CUMMINS HIGH OUTPUT TURBO DIESEL: 325 HP / 750 LB-FT

Significant advantages come with the available Cummins High Output Turbo Diesel—starting with **available torque of 750 lb-ft.** The 325 hp / 750 lb-ft Cummins is partnered solely to the single transmission meant to handle this level of output over the long term: the AISIN<sup>®</sup> AS69RC 6-speed automatic, with its **Chassis Cab-friendly available Power Take-off (PTO) capability.** This Cummins iteration is available for all Ram Chassis Cabs.

## A TRANSMISSION FOR EVERY NEED: THE DIESEL-DRIVEN FAMILY.

**THE G56 6-SPEED MANUAL.** This class-exclusive<sup>7,9,10</sup> component features engineering designed to handle the incredible output of the Cummins Turbo Diesel engine on a daily basis. The G56 features an **ultra-low first-gear ratio to facilitate heavy hauling/payload/towing requirements;** it's also designed for convenient Power Take-Off (PTO) access, simplifying upfits on Ram Chassis Cab models. Available on Cummins equipped Ram pickups and Chassis Cab models.

**THE 68RFE 6-SPEED AUTOMATIC.** This component employs Electronic Range Select (ERS), transmission technology that ensures **phenomenal towing control.** Designed to capably handle the 800 lb-ft of torque generated by the Cummins, the 68RFE features a beyond-tough torque converter to manage that output. Available with the 6.7L Cummins on Ram 2500/3500 pickups.

**THE ZF 8HP70 8-SPEED AUTOMATIC: RAM 1500.** The available 3.0L EcoDiesel V6 in Ram 1500 gives you a unique standard powertrain partner: the innovative and pioneering TorqueFlite<sup>®</sup> 8-speed automatic transmission, for **an outstanding combination of power and fuel efficiency.**

**THE AISIN AS69RC 6-SPEED HEAVY-DUTY AUTOMATIC: RAM 3500 PICKUP.** The engineering behind the world-class AISIN is all about teamwork with the Cummins High Output and the transmission's capability to handle the **remarkable best-in-class<sup>7</sup> 930 lb-ft of available diesel torque of that Cummins calibration.** AISIN AS69RC business-specific advantages include a shift control system with its seamless shifting algorithm, an industrial-grade case and wide overall gear ratios. The groundwork behind the engineering also delivers a **geartrain with three efficient clutches and two brakes; braking response rivals that of a manual.** Available only on Ram 3500 pickups with the available 6.7L Cummins High Output Turbo Diesel (385 hp / 930 lb-ft of max torque).

**THE AISIN AS69RC 6-SPEED AUTOMATIC: RAM CHASSIS CABS.** The AISIN Heavy-Duty automatic was engineered to handle Cummins torque—but the component also enhances available PTO capability; think impressive levels of on-the-job versatility. When paired with the 325 hp / 750 lb-ft Cummins, the AISIN gives Ram Chassis Cabs **left- or right-side PTO capability, ease-of-installation and convenient access.** Left-side capability can handle hydraulic and high-output applications; there's even packaging space for aftermarket units. Further PTO advantages include 60 horsepower and 250 lb-ft of torque (both static and mobile), while split-shaft capability enables multiple PTO usages.



Properly secure all cargo.

## RAM 1500



**17-inch Argent Steel Wheel**  
Standard on Tradesman®  
(WFP)



**17-inch Painted Aluminum Wheel**  
Standard on Express  
Optional on Tradesman  
(WFE)



**17-inch Chrome-Clad Aluminum Wheel**  
Optional on Big Horn®/  
Lone Star® and  
Laramie®  
Packaged with  
Harvest Edition  
(WFJ)



**17-inch Aluminum Wheel with Matte Black Pockets**  
Standard on Rebel®  
(WFK)



**17-inch Matte Black Aluminum Wheel**  
Packaged with  
Black Rebel Group  
(WFF)



**20-inch Aluminum Wheel**  
Standard on  
Tradesman® HFE  
Optional on  
Harvest Edition  
(WHE)



**20-inch Chrome-Clad Aluminum Wheel**  
Optional on Express  
(WR2)



**20-inch Semi-Gloss Black Painted Aluminum Wheel**  
Packaged with  
Black Express Group  
and Black Appearance  
Group; Optional on  
Harvest Edition  
(WHN)



**20-inch Chrome-Clad Aluminum Wheel**  
Standard on Big Horn®/  
Lone Star®/  
Laramie®  
(WHK)



**20-inch Polished Aluminum Wheel**  
Standard on Sport  
(WRF)



**20-inch Semi-Gloss Black Painted Aluminum Wheel**  
Standard on Night  
Optional on Sport  
(WRL)



**20-inch Chrome-Clad Aluminum Wheel**  
Standard on Laramie  
(WRG)




**20-inch Aluminum Wheel with Polished Face and Accent-Color Inserts**  
Standard on  
Laramie Longhorn®  
with Two-Tone Paint  
(WRN)



**20-inch Aluminum Wheel with Polished Face and Silver Inserts**  
Standard on  
Laramie Longhorn  
with Monotone Paint  
(WRJ)



**20-inch Polished Aluminum Wheel**  
Packaged with  
Lone Star  
Silver Edition\*  
(WRT)



**20-inch Polished Aluminum Wheel with Mineral Gray Inserts**  
Standard on Limited  
(WRA)



**20-inch Aluminum Wheel Painted Satin Carbon with Mineral Gray Inserts**  
Packaged with Limited  
Tungsten Package  
(WSW)



**22-inch Polished Forged Aluminum Wheel**  
Standard on  
4x2 Regular Cab Sport  
Optional on 4x2 Crew  
Cab Sport  
(WPZ)



**22-inch Black Painted Forged Aluminum Wheel**  
Optional on  
4x2 Regular Cab,  
Crew Cab Sport  
and Night  
(WPV)

\*Lone Star model available only in Texas.

\*Lone Star model available only in Texas.





## 2018 RAM 1500 PICKUP BUYER'S GUIDE (CONTINUED)

### CPOS PACKAGE

### EXTERIOR FEATURES (continued)

	SALES CODE	TRUCKS/MAN® REG/QUAD/CREW	TRUCKS/MAN HFE QUAD	EXPRESS REG/QUAD/CREW	BIG HORN®/LONE STAR® REG/QUAD/CREW	HARVEST EDITION QUAD/CREW	LONE STAR SILVER EDITION® CREW	SPORT REG/QUAD/CREW	NIGHT REG/QUAD/CREW	REBEL® CREW	LARAMIE® QUAD/CREW	LARAMIE LONGHORN® CREW	LIMITED CREW
	B	E	J	S/R	U	N	L	Q	W	H	K	V	
SIDE STEPS – Tubular, cab-length, Chrome (included with Monotone paint on Laramie Longhorn; included with EcoDiesel VG on Limited)	MRT	–	–	–	–	–	–	–	–	–	–	–	O/P
– Tubular, cab-length, Black (optional with Black Express Group)	MRU	0	–	0	–	–	–	0	0	0	–	–	–
– Tubular, wheel-to-wheel, chrome (included with V8 on Limited)	MRA	0	–	0	–	–	–	0	0	–	0	0	P
SKID PLATE – Front suspension, 4x4 only (included with Protection Group)	XEU	P	–	–	P	–	–	–	–	P	P	P	–
– Transfer case, 4x4 only (included with Protection Group)	XEF	P	–	–	P	–	–	–	–	P	P	P	–
SPORT PERFORMANCE HOOD – Included with Sport Regular Cab 4x2 model or with Limited Tungsten Package)	MGB	–	–	–	–	–	–	+P/O	0	–	–	–	P
STORAGE – RamBox® Cargo Management System: includes pickup box with integrated bins which are weatherproof, illuminated, lockable and drainable, bed rails with four adjustable tie-down cleats, dual-purpose bed divider/extender and LED bed lighting system (5'7"– and 6'4"–box models only; not available with 8' box)	XBB	0	–	0	0	0	0	0	0	0	0	0	0
TIRES – P265/70R17 BSW All-Season	TTM	•	–	•	–	–	–	–	–	–	–	–	–
– LT265/70R17E BSW All-Terrain	TTB	0	–	–	–	–	–	–	–	–	–	–	–
– LT285/70R17E BSW All-Terrain	TWG	–	–	–	–	–	–	–	–	•	–	–	–
– P275/60R20 BSW All-Season (included with Black Express Group; included with optional 20-inch wheels)	TTN	–	•	P	•	–	•	–	–	–	•	•	•
– P275/60R20 OWL All-Season (included with WR2 and WHE 20-inch wheels)	TUB	–	0	P	0	P	0	•	•	–	0	0	0
– P285/45R22 BSW All-Season (included with 22-inch wheel)	TY4	–	–	–	–	–	–	+P	P	–	–	–	–
– Spare, full-size	TBB/ TBS	•	•	•	•	•	•	•	•	•	•	•	•
TONNEAU COVER – Soft, tri-fold (available with or without the RamBox Cargo Management System)	CS7/ GSU	0	•	0	0	0	0	0	0	0	0	0	0
TOW HOOKS – Included with Protection Group (requires chrome bumpers for Limited)	XEA/ XHW	P	–	–	P	•	•	–	–	–	0/P	•	0
WHEELS – Spare: 17-inch steel; 17-inch aluminum; 20-inch steel	W1A/ W1B/ W1D	•	•	•	•	•	•	•	•	•	•	•	•
– 17 x 7-inch styled steel, painted Argent	WFP	•	–	–	–	–	–	–	–	–	–	–	–
– 17 x 7-inch painted cast aluminum (included with Chrome Appearance Group)	WFE	P	–	•	–	–	–	–	–	–	–	–	–
– 17 x 7-inch chrome-clad aluminum	WFI	–	–	0	•	–	–	–	–	0	–	–	–
– 17 x 8-inch aluminum with Matte Black pockets	WFK	–	–	–	–	–	–	–	–	•	–	–	–
– 17 x 8-inch aluminum painted Black (included with Black Rebel Group)	WFF	–	–	–	–	–	–	–	–	P	–	–	–
– 20 x 8-inch painted Silver, aluminum	WHE	–	•	–	0	–	–	–	–	–	–	–	–
– 20 x 8-inch semi-gloss Black painted, aluminum (included with Black Express Group or Black Appearance Group)	WHN	–	–	P	P	–	–	–	–	–	–	–	–
– 20 x 8-inch chrome-clad aluminum	WRK	–	–	•	–	–	–	–	–	–	–	–	–
– 20 x 9-inch chrome-clad aluminum (included with Express Value Package)	WR2	–	–	0/P	–	–	–	–	–	–	–	–	–
– 20 x 9-inch aluminum, polished	WRF	–	–	–	–	–	–	–	–	•	–	–	–
– 20 x 9-inch aluminum, semi-gloss Black painted	WRL	–	–	–	0	–	0	•	–	–	–	–	–
– 20 x 9-inch chrome-clad aluminum	WRG	–	–	–	–	–	–	–	–	•	–	–	–
– 20 x 9-inch aluminum, polished, with accent-color inserts	WRN	–	–	–	–	–	–	–	–	•	–	–	–
– 20 x 9-inch aluminum, polished with Silver inserts (included with Monotone paint)	WRJ	–	–	–	–	–	–	–	–	–	–	P	–
– 20 x 9-inch polished aluminum (requires Monotone paint)	WRT	–	–	–	–	•	–	–	–	–	–	–	–
– 20 x 9-inch aluminum, polished with Mineral Gray inserts	WRA	–	–	–	–	–	–	–	–	–	–	–	•
– 20 x 9-inch aluminum, painted Satin Carbon with Mineral Gray inserts (included with Limited Tungsten Package)	WRS	–	–	–	–	–	–	–	–	–	–	–	P
– 22 x 9-inch polished forged aluminum (included with Sport Regular Cab 4x2 model, optional on Crew Cab 4x2)	WPZ	–	–	–	–	–	–	+P/O	–	–	–	–	–
– 22 x 9-inch painted Black, forged aluminum (optional on Regular Cab 4x2 or Crew Cab 4x2 models)	WPV	–	–	–	–	–	–	0	0	–	–	–	–
WHEEL FLARES – Black	MMZ	–	–	–	–	–	–	–	–	•	–	–	–
– Body-color; included with Monotone paint on Laramie Longhorn (included with Chrome Bumper Package or Tungsten Package on Limited Crew Cab)	MML	–	–	–	•	–	–	–	–	–	•	P	P
– Accent-color; included with two-tone paint	MRD	–	–	–	–	P	–	–	–	–	P	•	–

### INTERIOR FEATURES

	HAA	HAF	JAT	JAG	JAJ	JAX	JAV
AIR CONDITIONING – Manual	•	•	•	•	•	•	•
– Dual-Zone Automatic Temperature Control; included with 8.4 radios (Quad Cab® and Crew Cab models only)	–	–	P	P	P	•	•
CLUSTER – Instrument, with 3.5-inch display screen for Driver Information Display	•	•	•	•	•	•	•
– Premium instrument, with 7-inch Driver Information Display (included with Luxury Group)	–	–	–	–	–	–	–
– Premium Rebel instrument, with 7-inch Driver Information Display	–	–	–	–	–	–	–
– Premium Laramie Longhorn instrument, with 7-inch Driver Information Display	–	–	–	–	–	–	•
– Premium Limited instrument, with 7-inch Driver Information Display	–	–	–	–	–	–	•

• = Standard 0 = Optional P = Part of Package – = Not available

NOTE: some features and/or applications may be late availability.

†Lone Star model available only in Texas.

### CPOS PACKAGE

### INTERIOR FEATURES (continued)

	SALES CODE	TRUCKS/MAN® REG/QUAD/CREW	TRUCKS/MAN HFE QUAD	EXPRESS REG/QUAD/CREW	BIG HORN®/LONE STAR® REG/QUAD/CREW	HARVEST EDITION QUAD/CREW	LONE STAR SILVER EDITION® CREW	SPORT REG/QUAD/CREW	NIGHT REG/QUAD/CREW	REBEL® CREW	LARAMIE® QUAD/CREW	LARAMIE LONGHORN® CREW	LIMITED CREW
	B	E	J	S/R	U	N	L	Q	W	H	K	V	
CONSOLE – Full-size floor console (included with front bucket seats)	CUP	–	–	–	P	P	P	P	P	•	P	–	–
– Premium full-size floor with leather-wrapped accents	CVT	–	–	–	–	–	–	–	–	–	–	•	•
– Overhead (included with Uconnect® 5.0 radio)	CUN	P	–	P	–	–	–	–	–	•	–	–	–
– Overhead, with Universal Garage Door Opener (included with Luxury Group)	CV2	–	–	•	•	•	•	•	P	•	•	•	•
FLOOR MATS – Front / rear carpeted (included with Popular Equipment Group)	CLA/ CLB	P	–	•	•	–	•	•	•	–	•	–	–
– Front / rear, rubber	CLY/ CLF/ CL3	0	–	0	0	•	0	0	0	•	0	–	–
– Front / rear, luxury	CLZ/ CLL	–	–	–	–	–	–	–	–	–	–	•	•
LOAD FLOOR – Rear fold-flat (Quad Cab® and Crew Cab models only; included with premium cloth and leather seats)	CVN	–	–	–	P	P	P	P	P	•	P	P	P
MEMORY SYSTEM – Seats, mirrors, pedals, radio presets	LEV	–	–	–	–	–	–	–	–	–	•	•	•
PEDALS – Non-adjustable	XAB	•	•	•	•	•	•	•	•	•	•	•	•
– Power adjustable	XAP	–	–	–	–	–	–	•	•	•	•	•	•
– Power adjustable with memory	XAM	–	–	–	–	–	–	–	–	–	•	•	•
SEATS – Manual adjusting driver and front-passenger seats	JP8	•	•	•	•	•	•	•	•	•	•	•	•
– Power 10-way driver (included with premium cloth seats)	JRT	–	–	P	P	P	P	P	P	–	–	–	–
– Power 10-way driver and power 6-way passenger (included with *CJ leather seats)	JRM	–	–	–	–	–	–	P	P	•	–	–	–
– Power 10-way driver with memory and power 6-way passenger (included with leather-trimmed seats)	JRF	–	–	–	–	–	–	–	–	–	P	P	P
– Power 2-way lumbar adjuster (driver's seat only; included with premium cloth or leather-trimmed seats)	JPW	–	–	P	P	P	P	P	P	•	•	•	•
– Heated, driver and front-passenger, includes heated steering wheel (included with Heated Seats and Wheel Group; included with leather-trimmed seats)	CMA/ NHS	–	–	P	P	P	P	P	P	•	P	P	P
– Ventilated front (included with leather-trimmed seats)	CAJ	–	–	–	–	–	–	P	P	–	P	P	P
– Heated, 2nd-row (Crew Cab models only; included with leather-trimmed bucket seats)	JPZ	–	–	–	–	–	–	–	–	–	P	P	P
– Vinyl 40/20/40 split-bench front seat with folding front armrest / cup holder, floor-mounted storage tray on Crew Cab (Quad Cab and Crew Cab models include vinyl-trimmed folding rear bench seat)	*TX	•	•	•	–	–	–	–	–	–	–	–	–
– Cloth 40/20/40 split-bench front seat, front armrest with cup holder (Quad Cab and Crew Cab models include cloth folding rear bench seat; included with Popular Equipment Group or Express Value Package)	*V9	P	–	P	–	–	–	–	–	–	–	–	–
– Premium cloth-trimmed 40/20/40 split-bench front seat, front armrest with cup holder, power 10-way driver's seat, power lumbar adjuster, front center-seat-cushion storage, 115-volt auxiliary power outlet (Quad Cab and Crew Cab models include 60/40 split-folding rear bench seat with underseat storage and fold-flat load floor storage)	*M9	–	–	•	0	0	–	–	–	–	–	–	–
– Premium cloth-trimmed low-back bucket seats, power 10-way driver's seat, power lumbar adjuster, full-length floor console, 115-volt auxiliary power outlet (Quad Cab and Crew Cab models include 60/40 cloth-trimmed split-folding rear bench seat with underseat storage and fold-flat load floor storage)	*MJ	–	–	0	•	–	–	–	–	–	–	–	–
– Premium cloth/vinyl-trimmed high-back heated bucket seats, power 10-way driver's seat, power lumbar adjuster, full-length floor console, Heated Seats and Wheel Group, 115-volt auxiliary power outlet (Quad Cab and Crew Cab models include 60/40 cloth/vinyl-trimmed split-folding rear bench seat with underseat storage and fold-flat load floor storage)	*AJ	–	–	–	–	•	•	•	–	–	–	–	–
– Premium cloth/vinyl-trimmed high-back heated bucket seats with embossed tread pattern, power 10-way driver's and 6-way passenger, power lumbar adjuster, full-length floor console, 115-volt auxiliary power outlet (includes 60/40 cloth/vinyl-trimmed split-folding rear bench seat with underseat storage and fold-flat load floor storage)	*N7	–	–	–	–	–	–	–	–	•	–	–	–
– Leather-trimmed high-back, heated and ventilated bucket seats, includes power 10-way driver's and power 6-way passenger, power lumbar adjuster, full-length floor console, 115-volt auxiliary power outlet (Quad Cab and Crew Cab models include 60/40 vinyl-trimmed split-folding rear bench seat with underseat storage and fold-flat load floor storage; not available on Regular Cab)	*CJ	–	–	–	–	–	–	0	0	–	–	–	–
– Leather-trimmed high-back heated bucket seats with Rebel logo, power 10-way driver's and 6-way passenger, power lumbar adjuster, full-length floor console, 115-volt auxiliary power outlet (includes 60/40 split-folding rear bench seat with underseat storage and fold-flat load floor storage)	*TL	–	–	–	–	–	–	–	–	0	–	–	–
– Leather-trimmed 40/20/40 heated and ventilated split-bench front with power 10-way/memory for driver and power 6-way for the passenger, power lumbar adjuster, front center-seat-cushion storage and folding center armrest with cup holder, 115-volt auxiliary power outlet (Quad Cab and Crew Cab models include 60/40 vinyl-trimmed split-folding rear bench seat with underseat storage and fold-flat load floor storage)	*VL	–	–	–	–	–	–	–	–	–	•	–	–
– Leather-trimmed high-back, heated and ventilated bucket seats, includes power 10-way driver's and power 6-way passenger, power lumbar adjuster, full-length floor console, 115-volt auxiliary power outlet and heated 2nd-row seats on Crew Cab models (Quad Cab and Crew Cab models include 60/40 vinyl-trimmed split-folding rear bench seat with underseat storage and fold-flat load floor storage)	*GJ	–	–	–	–	–	–	–	–	–	0	–	–

†Lone Star model available only in Texas.

## 2018 RAM 1500 PICKUP BUYER'S GUIDE (CONTINUED)

### CPDS PACKAGE

	SALES CODE	TRUCKS/MAN <sup>®</sup> REG./QUAD/CREW	TRUCKS/MAN HFE QUAD	EXPRESS REG./QUAD/CREW	BIG HORN <sup>®</sup> /LONE STAR <sup>®</sup> REG./QUAD/CREW	HARVEST EDITION QUAD/CREW	LONE STAR SILVER EDITION <sup>®</sup> CREW	SPORT REG./QUAD/CREW	NIGHT REG./QUAD/CREW	REBE <sup>®</sup> CREW	LARAMIE <sup>®</sup> QUAD/CREW	LARAMIE LONGHORN <sup>®</sup> CREW	LIMITED CREW
	B	E	J	S/R	U	N	L	Q	W	H	K	V	
<b>INTERIOR FEATURES (continued)</b>													
– Premium leather with laser-etched design, high-back heated and ventilated bucket seats, includes power 10-way driver's and power 6-way passenger, power lumbar adjuster, premium full-length floor console, 115-volt auxiliary power outlet, heated 2nd-row seats (includes 60/40 split-folding premium leather with laser-etched design rear bench seat with underseat storage)	*XJ	–	–	–	–	–	–	–	–	–	–	•	–
– Premium leather high-back, heated and ventilated bucket seats, includes power 10-way driver's and power 6-way passenger, power lumbar adjuster, premium full-length floor console, 115-volt auxiliary power outlet, heated 2nd-row seats (includes 60/40 split-folding premium leather rear bench seat with underseat storage and fold-flat load floor storage)	*DJ	–	–	–	–	–	–	–	–	–	–	0	–
– Premium leather high-back, heated and ventilated bucket seats, includes power 10-way driver's and power 6-way passenger, power lumbar adjuster, premium full-length floor console, 115-volt auxiliary power outlet, heated 2nd-row seats (includes 60/40 split-folding premium leather rear bench seat with underseat storage and fold-flat load floor storage)	*UL	–	–	–	–	–	–	–	–	–	–	–	•
<b>STEERING WHEEL – Urethane</b>	SCF	•	•	•	–	–	–	–	–	–	–	–	–
– Leather-wrapped with audio control buttons (included with Luxury Group)	SCV/SCB	–	–	–	•	•	•	•	•	•	•	•	–
– Leather-wrapped, genuine wood, heated, with audio control buttons	SC3	–	–	–	–	–	–	–	–	–	–	–	•
– Heated (included with Heated Seats and Wheel Group)	NHS	–	–	–	P	P	P	P	P	•	•	•	•
<b>STORAGE – Front center-seat-cushion (included with optional CD player; included with *M9 and *VL seats)</b>	CVH	P	P	P	P	P	P	–	–	–	P	–	–
– Front, behind-the-seats (Regular Cab models only)	CU3	•	•	•	•	–	–	•	•	–	–	–	–
– Rear, in-floor bins, two with removable liners (Crew Cab models only)	CB9	•	•	•	•	•	•	•	•	•	•	•	•
– Rear, underseat compartment (Quad Cab <sup>®</sup> and Crew Cab models only)	CUE	•	•	•	•	•	•	•	•	•	•	•	•
– Dual glove boxes with closing doors	–	–	–	•	•	•	•	•	•	•	•	•	•
<b>SUNROOF – Power (Quad Cab and Crew Cab models only)</b>	GWA	–	–	–	0	–	0	0	0	0	0	0	0
<b>WINDOWS – Manual (Regular Cab models only)</b>	JF8	•	•	•	–	–	–	–	–	–	–	–	–
– Power, front with driver's one-touch down (Regular Cab models only; included with Power and Remote Entry Group)	JPY	P	–	P	•	–	–	•	•	–	–	–	–
– Power, front and rear with driver's one-touch down and up (Quad Cab and Crew Cab models only)	JP3	•	•	•	•	•	•	•	•	•	•	•	•
– Rear backlight, fixed (standard on Regular Cab models)	GJD	•	•	•	•	–	–	•	•	–	–	–	–
– Rear backlight, sliding (Regular Cab models only)	GFD	0	–	0	–	–	0	0	–	–	–	–	–
– Rear backlight, power sliding (Quad Cab and Crew Cab models only)	GFE	–	–	•	•	•	•	•	•	•	•	•	•
– Rear defroster (with power sliding rear backlight only)	GFA	–	–	0	0	0	0	0	0	0	0	0	0
<b>UCONNECT<sup>®</sup> / MULTIMEDIA</b>													
<b>CONNECTIVITY – Auxiliary input jack for mobile devices</b>	RSU	•	•	•	•	•	•	•	•	•	•	•	•
– USB 1.5-amp fully functioning port	RSX	•	•	•	•	•	•	•	•	•	•	•	•
– USB 2.5-amp charging-only port (included with *V9, *M9, *MJ seats and Uconnect 5.0 radio)	RS3	P	–	P	P	P	P	•	•	•	•	•	•
<b>APPLE CARPLAY<sup>™</sup>13 – Included with 8.4-inch radios</b>	RFP	–	–	–	P	P	P	P	P	P	P	P	P
<b>ANDROID AUTO<sup>™</sup>13 – Included with 8.4-inch radios</b>	RF5	–	–	–	P	P	P	P	P	P	P	P	P
<b>RADIOS – Radio 3.0 AM/FM</b>	RA1	•	•	•	–	–	–	–	–	–	–	–	–
– Uconnect 3.0 AM/FM/Bluetooth <sup>®</sup> Voice Command <sup>14</sup>	UA1	0	–	0	–	–	–	–	–	–	–	–	–
– Uconnect 3 with 5-inch display; AM/FM/Bluetooth (included with Black Express Group or Express Value Package)	RA2	0	–	0/P	–	–	–	–	–	–	–	–	–
– Uconnect 4C with 8.4-inch display; AM/FM/Bluetooth/Access <sup>15</sup>	UAS	–	–	•	•	•	•	•	•	•	•	•	–
– Uconnect 4C NAV with 8.4-inch display; AM/FM/Bluetooth/Access <sup>15</sup> /NAV	UAQ	–	–	0	•	0	0	0	0	0	0	•	•
<b>RADIO CONTROLS – Steering wheel-mounted audio controls (included with leather-wrapped steering wheel)</b>	RDZ	–	–	–	P	P	P	P	P	•	P	P	P
<b>SINGLE-DISC CD PLAYER</b>	RH1	0	–	0	0	0	0	0	0	0	0	0	0
<b>SIRIUSXM<sup>®</sup> SATELLITE RADIO<sup>16</sup> – Included with Popular Equipment Group or Express Value Package</b>	RSD	P	–	P	•	•	•	•	•	•	•	•	•
<b>SIRIUSXM TRAFFIC PLUS<sup>16</sup> – Included with Uconnect 4C NAV radio</b>	RSB	–	–	–	P	P	P	P	P	P	P	P	P
<b>SIRIUSXM TRAVEL LINK<sup>16</sup> – Included with Uconnect 4C NAV radio</b>	RSM	–	–	–	P	P	P	P	P	P	P	P	P
<b>SIRIUSXM GUARDIAN<sup>®</sup>17 – Included with Uconnect 4C NAV radio</b>	RSK	–	–	–	P	P	P	P	P	P	P	P	P
<b>SPEAKER SYSTEM – Six, standard</b>	RC6	•	•	•	•	•	•	•	•	•	•	•	–
– Premium I; seven speakers and eight-channel amplifier (Regular Cab models only)	RCK	–	–	–	–	–	•	•	•	–	–	–	–
– Premium II; 10 speakers including a subwoofer and 12-channel amplifier (Quad Cab and Crew Cab models only)	RC3	–	–	–	0	0	0	0	0	0	•	•	•
<b>UCONNECT BLUETOOTH CONNECTIVITY – Includes hands-free phone,<sup>14</sup> Streaming Audio, Voice Command<sup>14</sup> and Text Message Reader<sup>14</sup> (included with UA1/RA2/UAS/UAQ radios)</b>	XRB	P	–	P	P	P	P	P	P	P	P	P	P

• = Standard 0 = Optional P = Part of Package – = Not available

NOTE: some features and/or applications may be late availability.

<sup>1</sup>Lone Star model available only in Texas.

### CPDS PACKAGE

	SALES CODE	TRUCKS/MAN <sup>®</sup> REG./QUAD/CREW	TRUCKS/MAN HFE QUAD	EXPRESS REG./QUAD/CREW	BIG HORN <sup>®</sup> /LONE STAR <sup>®</sup> REG./QUAD/CREW	HARVEST EDITION QUAD/CREW	LONE STAR SILVER EDITION <sup>®</sup> CREW	SPORT REG./QUAD/CREW	NIGHT REG./QUAD/CREW	REBE <sup>®</sup> CREW	LARAMIE <sup>®</sup> QUAD/CREW	LARAMIE LONGHORN <sup>®</sup> CREW	LIMITED CREW
	B	E	J	S/R	U	N	L	Q	W	H	K	V	
<b>SAFETY &amp; SECURITY</b>													
<b>AIR BAGS<sup>19</sup> – Advanced multistage front</b>	CG3	•	•	•	•	•	•	•	•	•	•	•	•
– Supplemental side-curtain	CG5	•	•	•	•	•	•	•	•	•	•	•	•
– Supplemental front-seat side-mounted	CJ1	•	•	•	•	•	•	•	•	•	•	•	•
<b>BRAKES – Power-assisted 4-wheel antilock disc</b>	BRT	•	•	•	•	•	•	•	•	•	•	•	•
<b>ELECTRONIC STABILITY CONTROL (ESC)<sup>9</sup> – Includes 4-wheel ABS, Brake Assist, All-Speed Traction Control, Rain Brake Support, Ready Alert Braking, Electronic Roll Mitigation, Hill Start Assist and Trailer Sway Damping<sup>8</sup></b>	BNB	•	•	•	•	•	•	•	•	•	•	•	•
<b>PARKSENSE<sup>®</sup> REAR PARK ASSIST<sup>20</sup></b>	XAA	–	–	–	–	–	–	–	–	•	–	–	–
<b>PARKSENSE FRONT AND REAR PARK ASSIST<sup>20</sup> – Not available on Regular Cab models</b>	XAG	–	–	–	•	0	•	0	0	–	0	•	•
<b>PARKVIEW<sup>®</sup> REAR BACK-UP CAMERA<sup>20</sup> – With dynamic grid lines (grid lines not available with 3.0 radios)</b>	XAC	•	•	•	•	•	•	•	•	•	•	•	•
<b>REMOTE KEYLESS ENTRY WITH ALLSECURE<sup>®</sup> – Controls for power door locks, tailgate and RamBox<sup>®</sup> System (when equipped), illuminated entry system, panic alarm; includes two transmitters (included with Popular Equipment Group, Express Value Package or Power and Remote Entry Group)</b>	GXM	P	–	P	•	•	•	•	•	•	•	•	•
<b>REMOTE KEYLESS ENTER 'N GO<sup>™</sup> – Includes remote proximity key (included with Convenience Group)</b>	GX4	–	–	–	–	–	–	P	P	0	P	•	•
<b>REMOTE START SYSTEM</b>	XBM	–	–	–	•	•	•	•	•	•	0	•	•
<b>SEAT BELTS – Front, shoulder height-adjustable</b>	CG6/LAX	•	•	•	•	•	•	•	•	•	•	•	•
<b>SECURITY ALARM – Detects break-in</b>	LSA	–	–	–	•	•	•	•	•	•	•	•	•
<b>TRAILER BRAKE CONTROLLER – Fully integrated electronic (included with Trailer and Traction Group or with Trailer-Tow Mirrors and Brake Group)</b>	XHC	0/P	–	0/P	0/P	P	0/P	0/P	0/P	0/P	0/P	0/P	0/P
<b>PACKAGES / EQUIPMENT GROUPS</b>													
<b>BLACK EXPRESS GROUP – Includes Popular Equipment Group, Power and Remote Entry Group, Black badges, Black bezel headlamps, Black painted grille, Uconnect<sup>®</sup> 5-inch radio and 20-inch Black painted wheels</b>	AMQ	–	–	0	–	–	–	–	–	–	–	–	–
<b>BLACK APPEARANCE GROUP – Includes Black door handles, Black exterior badges, Black bezel headlamps, Black front and rear bumpers, Black grille and 20-inch Black painted aluminum wheels</b>	ADN	–	–	0	–	–	–	–	–	–	–	–	–
<b>BLACK REBEL GROUP – Includes Black powder-coated front bumper and 17-inch Black painted aluminum wheels</b>	AE2	–	–	–	–	–	–	–	–	0	–	–	–
<b>CHROME APPEARANCE GROUP – Includes chrome front and rear bumpers, chrome grille surround and 17-inch painted aluminum wheels</b>	AED	0	–	–	–	–	–	–	–	–	–	–	–
<b>CHROME BUMPER PACKAGE – Includes body-color wheel flares and chrome front and rear bumpers</b>	AST	–	–	–	–	–	–	–	–	–	–	–	0
<b>COLD WEATHER GROUP – Includes engine block heater and winter front grille cover (requires EcoDiesel V6)</b>	ADE	0	0	–	0	0	0	0	–	–	0	0	0
<b>CONVENIENCE GROUP – Includes Auto High-Beam Headlamp Control, rain-sensing wipers and Passive Entry/Keyless Enter 'n Go</b>	ADC	–	–	–	–	–	–	0	0	–	0	•	•
<b>EXPRESS VALUE PACKAGE – Includes cloth 40/20/40 bench seat, remote keyless entry, SiriusXM<sup>®</sup> Satellite Radio<sup>16</sup> 5-inch touchscreen radio and 20-inch chrome-clad aluminum wheels (not available on Regular Cab models)</b>	AYY	–	–	0	–	–	–	–	–	–	–	–	–
<b>HEATED SEATS AND WHEEL GROUP – Includes heated cloth seats, heated steering wheel</b>	AGF	–	–	–	0	0	0	•	•	–	–	–	–
<b>LIMITED TUNGSTEN PACKAGE – Includes brushed Tungsten center-stack bezel, body-color door handles, Sport performance hood, Tungsten body-side moldings, body-color RAM tailgate lettering, Tungsten exterior badges, Sport projector headlamps and Sport LED taillamps, body-color running boards, body-color painted bumpers, body-color wheel flares, Tungsten RAM grille and 20-inch Satin Carbon painted aluminum wheels</b>	AZ9	–	–	–	–	–	–	–	–	–	–	–	0
<b>LARAMIE LONGHORN SOUTHFORK PACKAGE – Includes leather-wrapped grab handles on A/B pillars, luxury front and rear floor mats, center-stack bezel with walnut veneer and LONGHORN tailgate lettering</b>	ALM	–	–	–	–	–	–	–	–	–	–	–	0
<b>LUXURY GROUP – Includes leather-wrapped steering wheel, full-color 7-inch Driver Information Display, overhead console with Universal Garage Door Opener, auto day/night mirror, ashtray lamp, switchable dome lamp, glove box lamp, exterior mirrors with signal and puddle lamps, LED bed lighting system, underhood lamp and illuminated vanity mirror</b>	ADA	–	–	–	–	–	–	•	•	0	–	–	–
<b>POPULAR EQUIPMENT GROUP – Includes cloth 40/20/40 bench seat, carpeted flooring, remote keyless entry, floor mats and SiriusXM Satellite Radio<sup>16</sup> (included with Black Express Group)</b>	AJY	0	–	0/P	–	–	–	–	–	–	–	–	–
<b>POWER AND REMOTE ENTRY GROUP – Includes premium vinyl door trim, remote keyless entry, foldaway Black power heated mirrors, power windows with front one-touch down and power locks (Regular Cab models only; included with Black Express Group)</b>	AJH	0	–	0/P	–	–	–	–	–	–	–	–	–
<b>PROTECTION GROUP – Includes tow hooks, front suspension and transfer case skid plates (4x4 models only)</b>	ADB	0	–	–	0	•	0	–	–	0	0	0	–
<b>TRAILER-TOW MIRRORS AND BRAKE GROUP – Includes electronic trailer brake controller, Class IV hitch receiver and 7 x 11-inch trailer-tow mirrors (included with Trailer and Traction Group)</b>	AHC	0	–	0	0	0	0	0	0	0	0	0	0

<sup>1</sup>Lone Star model available only in Texas.

## RAM 1500 TOWING AND PAYLOAD

MAXIMUM LOADED TRAILER WEIGHTS (when properly equipped)			SAE J2807 COMPLIANT									
			REGULAR CAB				QUAD CAB <sup>®</sup>		CREW CAB			
			6'4" BOX		8' BOX		6'4" BOX		5'7" BOX		6'4" BOX	
ENGINE	AXLE RATIO	GCWR	4x2	4x4	4x2	4x4	4x2	4x4	4x2	4x4	4x2	4x4
3.6L PENTASTAR <sup>®</sup> V6 / 8-SPEED AUTO	3.21	9,850	4,940	4,740	4,770	4,570	4,610	4,430	4,510	4,260		
	3.55	12,200	7,240	7,030								
	3.55	12,400			7,260	7,070						
	3.55	12,900					7,600	7,430	7,500	7,250		
3.0L ECODIESEL V6 / 8-SPEED AUTO	3.55	13,750			8,240	8,030	7,990	7,690	7,860	7,560		7,610
	3.92	13,750			8,240	8,030	7,990	7,690	7,860	7,560		7,610
	3.92	14,550										8,410
	3.92	14,750			9,210	9,030	8,990	8,690	8,860	8,560		
5.7L HEMI <sup>®</sup> V8 / 8-SPEED AUTO	3.92	10,250	5,020									
	3.21	13,800	8,660	8,380	8,440	8,250	8,160	8,040	8,070	7,990	8,010	7,760
	3.92	14,350	9,210	8,930								
	3.92	15,950			10,620	10,420	10,340	10,210	10,240	10,170	10,190	9,770

MAXIMUM PAYLOAD CAPACITIES (when properly equipped)												
			REGULAR CAB				QUAD CAB		CREW CAB			
			6'4" BOX		8' BOX		6'4" BOX		5'7" BOX		6'4" BOX	
ENGINE	GVWR		4x2	4x4	4x2	4x4	4x2	4x4	4x2	4x4	4x2	4x4
3.6L PENTASTAR V6 / 8-SPEED AUTO	6,025	1,480										
	6,300		1,550									
	6,600			1,870	1,690							
	6,800					1,880	1,700	1,820	1,630			
3.0L ECODIESEL V6 / 8-SPEED AUTO	6,600			1,500	1,290							
	6,945					1,500						
	6,950					1,600	1,400	1,540	1,330			1,250
5.7L HEMI V8 / 8-SPEED AUTO	6,200	1,350										
	6,350	1,590	1,380									
	6,600			1,660	1,480							
	6,900					1,760	1,580	1,680	1,520	1,630		1,450

Numbers in a **black box** reflect max ratings. 1. Payload and Max Trailer Weights are estimated values. 2. All weights are shown in lb unless otherwise stated. 3. Payload and Max Trailer Weight values are rounded to the nearest 10 lb. 4. Payload = GVWR minus Base Weight. 5. Trailer Weight Rating and Tow Vehicle Trailing Weight are calculated as specified in SAE J2807. 6. Payload and Trailer Weight Ratings are mutually exclusive. 7. GAWRs, GVWRs and GCWRs should never be exceeded. 8. The recommended tongue weight for a conventional hitch is 10 percent of the gross trailer weight. The maximum tongue weight for Class IV hitch receiver is limited to 1,100 lb. 9. A weight-distributing hitch is recommended for trailers over 5,000 lb.

AMERICA'S  
LONGEST-LASTING  
HEAVY DUTY PICKUPS<sup>1</sup>

PUT HEAVY-DUTY MUSCLE TO WORK.



Properly secure all cargo.

## RAM HEAVY DUTY PICKUP



**17-inch Painted Steel Wheel**  
Standard on 2500 Tradesman® (WDA)



**17-inch Aluminum Wheel with Matte Black Pockets**  
Standard on Power Wagon®  
Packaged with Power Wagon Package on Tradesman (WFZ)



**18-inch Painted Steel Wheel**  
Standard on 3500 Tradesman  
Optional on 2500 Tradesman (WBN)



**18-inch Chrome-Clad Steel Wheel**  
Standard on SLT  
Optional on Tradesman (WBH)



**18-inch Polished Aluminum Wheel**  
Standard on Big Horn®/ Lone Star® and Harvest Edition  
Optional on SLT (WBE)



**18-inch Polished Aluminum Wheel with Silver Pockets**  
Standard on Laramie® (WBL)



**18-inch Polished Aluminum Wheel with Accent-Color Pockets**  
Standard on Laramie Longhorn® with Two-Tone Paint (WBJ)



**18-inch Polished Aluminum Wheel with Silver Pockets**  
Standard on Laramie Longhorn with Monotone Paint (WBA)



**20-inch Satin Carbon Painted Aluminum Wheel with Chrome Inserts**  
Packaged with Sport Appearance Group; Optional on SLT, Big Horn/Lone Star® and Laramie (WRJ)



**20-inch Black Painted Aluminum Wheel with Chrome Inserts**  
Optional with Sport Appearance Group (WF3)



**20-inch Polished Aluminum Wheel with Accent-Color Pockets**  
Optional on Laramie Longhorn with Two-Tone Paint (WRP)



**20-inch Polished Aluminum Wheel with Mineral Gray Inserts**  
Included with Lone Star Silver Edition\* (WRY)



**20-inch Polished Aluminum Wheel with Silver Pockets**  
Optional on Laramie Longhorn with Monotone Paint (WRA)



**20-inch Satin Carbon Painted Aluminum Wheel with Chrome Inserts**  
Standard on Limited (WH3)



**20-inch Satin Carbon Painted Aluminum Wheel with Satin Silver Inserts**  
Included with Limited Tungsten Package (WSV)



**17-inch DRW Painted Steel Wheel**  
Standard on 3500 Tradesman® (WFU)



**17-inch DRW Chrome-Clad Steel Wheel**  
Standard on 3500 SLT, Big Horn®/ Lone Star® and Harvest Edition  
Packaged with Sport Appearance Group or Chrome Appearance Group (WD4)



**17-inch DRW Polished Aluminum Wheel**  
Standard on 3500 Laramie® and Limited  
Packaged with Lone Star Silver Edition\*  
Optional on 3500 SLT, Sport Appearance Group and Big Horn/Lone Star® (WF7)



**17-inch DRW Polished Aluminum Wheel**  
Standard on 3500 Laramie Longhorn® (WF9)

\*Lone Star model available only in Texas.

# RAM 2500/3500 HEAVY DUTY



Properly secure all cargo.

\*Lone Star model available only in Texas.

## 2018 RAM 2500/3500 PICKUP BUYER'S GUIDE

	SALES CODE	TRANCEMAN® REG./CREW	S&T REG./CREW/MEGA	BIG HORN®/LONE STAR® CREW/MEGA	POWER WAGON® CREW	LARAMIE® CREW/MEGA	LARAMIE LONGHORN® CREW/MEGA	LIMITED CREW/MEGA
CPOS PACKAGE		2TA	2TG	2TZ/ 2TY	2TP	2TH	2TK	2TM
2500	DJ	X	X	X	X	X	X	X
3500 SRW/DRW (6'4" box not available with Crew Cab dual-rear-wheel models)	DZ	X/X	X/X	X/X	—	X/X	X/X	X/X

### ENGINES / TRANSMISSIONS

5.7L HEMI® bi-fuel CNG/gas; 383 hp, 400 lb-ft of torque / 6-speed automatic (66RFE; 2500 Regular Cab and Crew Cab 8' box only)	EZF/ DFP	0	0	—	—	—	—	—
5.7L HEMI V8 gas; 383 hp, 400 lb-ft of torque / 6-speed automatic (66RFE; SRW only)	EZC/ DFP	•	•	•	—	—	—	—
6.4L HEMI V8 gas with Multi-Displacement System (MDS); 410 hp (370 hp on 3500 Mega Cab® models; standard with DRW), 429 lb-ft of torque / 6-speed automatic (66RFE)	ESA/ DFP	0/•	0/•	0/•	•	•	•	•
6.7L Cummins® Turbo Diesel I-6; 350 hp, 660 lb-ft of torque / 6-speed manual (656)	ETK/ DEG	0	0	0	—	0	—	—
6.7L Cummins Turbo Diesel I-6; 370 hp, 800 lb-ft of torque / 6-speed automatic (66RFE)	ETK/ DG7	0	0	0	—	0	0	0
6.7L Cummins Turbo Diesel I-6; 385 hp, 930 lb-ft of torque / AISIN® heavy-duty 6-speed automatic (3500 only)	ETK/ DF2	0	0	0	—	0	0	0
Diesel Exhaust Fluid (DEF) system (standard with Cummins Turbo Diesel engine)		P	P	P	—	P	P	P

### MECHANICAL FEATURES

ALTERNATOR — 160-amp (standard with gas engine)	BAB	•	•	•	—	•	•	•
— 180-amp (standard with the Cummins Turbo Diesel; included with the 6.4L HEMI V8; included with Snowplow Prep Group or Snow Chief Group on 5.7L HEMI V8-equipped models)	BAD	0/P	0/P	0/P	•	0/P	0/P	0/P
— 220-amp (included with Snowplow Prep Group or Snow Chief Group; also included with dual alternator options)	BAJ	0/P	0/P	0/P	P	0/P	0/P	0/P
— Dual-rated at 380 amps (6.4L gas V8 only; comprised of 160-amp and 220-amp alternators)	XF5	0	0	0	0	0	0	0
— Dual-rated at 440 amps (6.7L diesel only; comprised of two 220-amp alternators)	XF7	0	0	0	—	0	0	0
AXLES — Antispin rear differential (standard on 3500; included with Snow Chief Group)	DSA	0/P/•	0/P/•	0/P/•	—	0/P/•	0/P/•	0/P/•
— Electronically locking front and rear differentials (included with Power Wagon Package; Crew Cab models only)	DSE	P	—	—	•	—	—	—
— 3.42 ratio (standard for diesel)	DMR	0	0	0	—	0	0	0
— 3.73 ratio (standard for gas; available for 3500 DRW diesel)	DME	+/0	+/0	+/0	—	+/0	+/0	+/0
— 4.10 ratio (optional for gas; available for 3500 DRW diesel; included with Power Wagon Package)	DMF	0/P	0	0	•	0	0	0
— 11.5-inch rear axle — SRW	DRQ	•	•	•	•	•	•	•
— 11.5-inch rear axle — 3500 DRW only (included with 6.4L gas engine, diesel/656 manual transmission, diesel/66RFE transmission or diesel/AISIN transmission with 3.42 axle ratio)	DRX	P	P	P	—	P	P	P
— 11.8-inch rear axle — 3500 DRW only (included with diesel/AISIN transmission with 3.73 and 4.10 axle ratios; optional with the 66RFE 6-speed automatic transmission)	DRS	0/P	0/P	0/P	—	0/P	0/P	0/P
BATTERY — 730-amp, maintenance-free (two batteries are required for diesel engines)	BCN	•	•	•	•	•	•	•
DIESEL EXHAUST BRAKE — With "smart" function (included with diesel engine)	NEN	P	P	P	—	P	P	P
DOT-CERTIFIED SAFETY KIT — Includes fire extinguisher, three reflecting triangles, two Red flags and spare fuses	ACL	0	0	0	0	0	0	0
ELECTRONIC UPFITTER MODULE — Not available with premium speakers	XXS	0	0	0	0	—	—	—
ENGINE BLOCK HEATER — Included with Cold Weather Group on diesel-equipped models	NHK	0/P	0/P	0/P	0	0/P	0/P	0/P
FUEL TANKS — 18.2-G.G.E. (gasoline gallon equivalent) dual CNG tanks (included with CNG engine)	XXV	P	P	—	—	—	—	—
— 28-gallon tank (included with Regular Cab models equipped with the Cummins Turbo Diesel)	NGC	P	P	—	—	—	—	—
— 31-gallon tank (included with 6'4" box)	NFT	•	•	•	•	•	•	•
— 32-gallon tank (included with 8' box; standard with CNG engine)	NFX	•	•	•	—	•	•	•
SHOCKS — Front, heavy-duty	SFB	•	•	•	—	•	—	—
— Rear, heavy-duty	SGB	•	•	•	—	•	—	—
— Front, performance-tuned (included with Off-Road Package; 2500 models only)	SFC	P	P	P	—	P	•	•
— Rear, performance-tuned (included with Off-Road Package; 2500 models only)	SGC	P	P	P	—	P	•	•
— Front and rear Bilstein® gas-charged monotube (included with Power Wagon Package)		P	—	—	•	—	—	—
SKID PLATES (4x4 models only) — Transfer case (included in Protection Group, Harvest Edition Package, Snowplow Prep Group, Snow Chief Group, Off-Road Package and Power Wagon Package)	XEF	P	P	P	•	P	P	P
— Fuel tank (included with Power Wagon Package; 2500 models only)	XEE	P	—	—	•	—	—	—
STEERING — Power, recirculating ball	SBE	•	•	•	•	•	•	•

• = Standard 0 = Optional P = Part of Package — = Not available  
NOTE: some features and/or applications may be late availability.

†Lone Star model available only in Texas.

	SALES CODE	TRANCEMAN® REG./CREW	S&T REG./CREW/MEGA	BIG HORN®/LONE STAR® CREW/MEGA	POWER WAGON® CREW	LARAMIE® CREW/MEGA	LARAMIE LONGHORN® CREW/MEGA	LIMITED CREW/MEGA
CPOS PACKAGE		2TA	2TG	2TZ/ 2TY	2TP	2TH	2TK	2TM
<b>MECHANICAL FEATURES (continued)</b>								
SUSPENSION — Front, three-link coil spring suspension	SDB	•	•	•	—	•	•	•
— Front, Ram Articulate™ suspension (included with Power Wagon Package; 2500 models only)	SD1	P	—	—	•	—	—	—
— Front electronic disconnecting stabilizer bar (included with Power Wagon Package; 2500 models only)	SHG	P	—	—	•	—	—	—
— Front stabilizer bar	SHA	•	•	•	—	•	•	•
— Rear, five-link coil spring suspension (2500 models only)		•	•	•	•	•	•	•
— Rear, Hotchkiss leaf spring suspension (3500 models only)		•	•	•	—	•	•	•
— Rear, Auto-Level dual-mode air spring suspension system	SEB	0	0	0	—	0	0	0
TOW HOOKS — 3500 models	XEA	•	•	•	—	•	•	•
— 2500 models (included with Cummins® Turbo Diesel engine; optional on 4x2 models; on 4x4 models, included with Protection Group, Harvest Edition Package, Lone Star Silver Edition†, Off-Road Package or Power Wagon Package)	XEA	0/P	0/P	0/P	•	0/P	•	•
TRAILER TOW — 4-/7-pin trailer harness plug (combination receptacle)	XFL/ XFK	•	•	•	•	•	•	•
— Class V hitch receiver	XFR	•	•	•	•	•	•	•
TRANSFER CASES (4x4 models only) — Manual shift-on-the-fly	DK1	•	—	—	—	—	—	—
— Electronic shift-on-the-fly	DK3	0	•	•	—	•	•	•
WINCH — "WARN," front, electric, 12,000-lb capacity (included with Power Wagon Package)	XE5	P	—	—	•	—	—	—
— Tire carrier	TBM	•	•	•	•	•	•	•
<b>EXTERIOR FEATURES</b>								
BEDLINER — Spray-in; included with Harvest Edition Package (not available with Ram 2500 CNG model)	XMF	0	0	0/P	0	0	•	•
BED LIGHTING SYSTEM — LED (included with RamBox® System, Luxury Group or Harvest Edition Package)	LPL	0/P	P	P	P	0/P	•	•
BODY MODEL AND BOX — Regular Cab 8' box	62	0	0	—	—	—	—	—
— Crew Cab 6'4" box (SRW only)	91	0	0	0	•	0	0	0
— Crew Cab 8' box	92	0	0	0	—	0	0	0
— Mega Cab® 6'4" box	81	—	0	0	—	0	0	0
BUMPERS — Black	MB1/ MBN	•	—	—	•	—	—	—
— Chrome (included with Chrome Appearance Group, Chrome Bumper Package, Power Wagon Package or with Monotone paint)	MCT/ MBF	P	•	•	—	•	P	P
— Painted, body-color (included with Sport Appearance Group)	MB4/ MBC	—	—	P	—	P	—	•
— Painted, lower body in accent-color	MBU/ MBV	—	—	—	—	—	•	—
CLEARANCE LAMPS — Cab (included with DRW)	LNC	0/P	0/P	0/P	•	0/P	0/P	0/P
— Box and rear fender (included with DRW)	LND	P	P	P	—	P	P	P
DOOR HANDLES — Black (included with low-volume paint colors)	MNA	•	P	P	—	—	—	—
— Body-color (included with Sport Appearance Group or Limited Tungsten Package)	MNK	—	—	P	•	P	—	P
— Chrome with body-color bezel	MNE	—	•	•	—	•	•	•
FOG LAMPS — Fleet option with Chrome Appearance Group (included with SLT Popular Equipment Group or Power Wagon Package)	LNJ	P	0/P	•	•	•	•	•
GRILLE — Black surround with Black inserts	MFF	•	—	—	—	—	—	—
— Chrome surround with Black hex inserts (included in Chrome Appearance Group)	MFD	P	•	—	—	—	—	—
— Chrome surround with chrome billet inserts	MFH	—	—	•	—	—	—	—
— Chrome surround with chrome mesh inserts; included with Harvest Edition Package or Lone Star Silver Edition†	MFZ	—	—	P	—	—	—	—
— Body-color RAM (included with Sport Appearance Group)	MAW	—	—	P	—	P	—	—
— Black RAM	MFM	—	—	—	•	—	—	—
— Chrome surround with chrome wave-perf inserts	MF1	—	—	—	—	•	—	—
— Chrome RAM	MFJ	—	—	—	—	—	•	•
— Tungsten RAM (included with Limited Tungsten Package)	MYV	—	—	—	—	—	—	P
HEADLAMPS / TAILLAMPS — Automatic headlamps	LMG	•	•	•	•	•	•	•
— Quad-halogen headlamps / incandescent taillamps	LME/ LAG	•	•	•	—	—	—	—
— Black bezel quad-halogen headlamps / incandescent taillamps (included with Sport Appearance Group)	MFA/ LAG	—	—	P	—	—	—	—

†Lone Star model available only in Texas.

## 2018 RAM 2500/3500 PICKUP BUYER'S GUIDE (CONTINUED)

### CPOS PACKAGE

#### EXTERIOR FEATURES (continued)

	SALES CODE	TRADESMAN® REG./CREW	SLT REG./CREW/MEGA	BIG HORN™/LONE STAR® CREW/MEGA	POWER WAGON® CREW	LARAMIE® CREW/MEGA	LARAMIE LONGHORN® CREW/MEGA	LIMITED CREW/MEGA
	2TA	2TG	2TZ/ 2TY	2TP	2TH	2TK	2TM	
– Black premium projector headlamps / premium Black LED taillamps (included with Sport Appearance Group or Limited Tungsten Package)	LMM/LAE	–	–	–	•	P	–	P
– Premium chrome projector headlamps / premium LED taillamps	LMC/LAD	–	–	–	–	•	•	•
– Auto High-Beam Headlamp Control (included in Convenience Group)	LMS	–	–	–	–	P	P	•
HEADLAMP FILLER PANEL – Black (included with Power Wagon Package or low-volume paint colors)	MCJ	P	P	P	•	–	–	–
– Body-color	MCM	•	•	•	–	•	•	•
MIRRORS – 2500 – Standard size: 6 x 9-inch, Manual, in Black	GPU	•	–	–	–	–	–	–
– Power, heated (Black; included with Power Accessory Group or Power and Remote Entry Group on Tradesman Regular Cab models)	GT6	P/•	•	•	•	–	–	–
– Power folding, heated, puddle, turn, auto-dimming (Black; included with Luxury Group and Sport Appearance Group)	GUK	–	P	P	P	P	–	–
– Power folding, heated, puddle, turn, auto-dimming, memory (Black; included with Leather and Luxury Group)	GPL	–	–	–	P	–	–	–
– Power folding, heated, puddle, turn, auto-dimming, memory (chrome)	GU4	–	–	–	–	•	•	•
2500 – Available size: 7 x 11-inch, Manual, in Black (trailer-tow mirrors, two-position foldaway with convex edge)	GPD	0	–	–	–	–	–	–
– Power, heated, puddle, turn (Black; optional with Sport Appearance Group; requires Power Accessory Group or Power and Remote Entry Group on Tradesman Regular Cab models)	GP6	0	0	0	0	0	–	–
– Power, heated, puddle, turn, power folding (Black; requires Luxury Group)	GP1	–	0	0	0	–	–	–
– Power, heated, puddle, turn, memory, power folding (Black; optional with Leather and Luxury Group)	GPH	–	–	0	–	–	–	–
– Power, heated, puddle, turn, memory, power folding (chrome; included with Harvest Edition Package excluding memory feature)	GP2	–	–	P	–	0	0	0
3500 – Standard size, 7 x 11-inch (trailer-tow mirrors, two-position foldaway with convex edge) Manual (Black; Regular Cab models only)	GPD	•	–	–	–	–	–	–
– Power, heated, puddle, turn (Black; included with Power Accessory Group or Power and Remote Entry Group on Tradesman Regular Cab)	GP6	P	•	•	–	–	–	–
– Power, heated, puddle, turn, power-folding (Black; included with Luxury Group or Sport Appearance Group)	GP1	–	P	P	–	P	–	–
– Power, heated, puddle, turn, memory, power-folding (Black; optional with Sport Appearance Group)	GPH	–	–	0/P	–	0/P	–	–
– Power, heated, puddle, turn, memory, power-folding (chrome)	GP2	–	–	–	–	•	•	•
RAMBOX® CARGO MANAGEMENT SYSTEM – With illuminated, lockable, drainable bins on both bed sides; stowable bed divider/extender; LED bed lighting and cargo rail system with adjustable cleats (Short Box only; SRW only; Tradesman model requires Remote Keyless Entry; not available with low-volume paint colors)	XB9	0	0	0	0	0	0	•
RUNNING BOARDS – Accent-color	MRM	–	–	–	–	–	•	–
– Body-color (optional with Sport Appearance Group; included with Limited Tungsten Package)	MRL	–	–	0	–	0	–	0/P
SIDE STEPS – Black, cab-length (included with Harvest Edition Package; restricted by vehicle color on select models)	MRU	0	0	0/P	0	0	–	–
– Chrome, cab-length (included with Laramie Longhorn with Monotone paint)	MRT	0	0	0	–	0	0/P	–
– Chrome, wheel-to-wheel (not available on Regular Cab or DRW models; included with Lone Star Silver Edition <sup>†</sup> )	MRA	0	0	0/P	–	0	0	•
TONNEAU COVER – Not available with Ram 2500 CNG model	CS7	0	0	0	0	0	0	0
WHEEL FLARES – Black (included with Off-Road Package or Power Wagon Package)	MMZ	P	–	–	•	–	–	–
– Body-color (included with Off-Road Package, Harvest Edition Package, Sport Appearance Group or Monotone paint on Laramie Longhorn models)	MML	–	P	P	–	•	P	•
– Lower body-color (included with two-tone paint)	MRD	–	–	P	–	P	•	–
WINDSHIELD WIPERS – Variable / intermittent	JHA	•	•	•	•	•	•	•
– Rain-sensing (included with Convenience Group)	JHC	–	–	–	–	P	P	•

#### INTERIOR FEATURES

	HAA	HAF	LHL	JAT	JAJ	JAG	JAY	JAX
AIR CONDITIONING – Manual	•	•	•	•	–	–	–	–
– Dual-Zone Automatic Temperature Control (included with 8.4-inch radios or Leather and Luxury Group)	–	P	P	P	•	•	•	•
AUXILIARY INSTRUMENT PANEL SWITCHES – Not available with heated seats or with 3.0 or 5.0 radios (included with Snow Chief Group)	0/P	0/P	0/P	–	0/P	0/P	0/P	0/P
CLUSTER – 3.5-inch, Driver Information Display	•	•	•	–	–	–	–	–
– 3.5-inch, Driver Information Display (included with CNG engine)	P	P	–	–	–	–	–	–
– 7-inch, Driver Information Display (included with Luxury Group or Harvest Edition Package)	–	P	P	–	•	–	–	–
– 7-inch, Driver Information Display with Power Wagon graphic	–	–	–	P	–	–	–	–
– 7-inch Driver Information Display with Laramie Longhorn detail	–	–	–	–	–	•	–	–

• = Standard 0 = Optional P = Part of Package – = Not available

NOTE: some features and/or applications may be late availability.

<sup>†</sup>Lone Star model available only in Texas.

### CPOS PACKAGE

#### INTERIOR FEATURES (continued)

	SALES CODE	TRADESMAN® REG./CREW	SLT REG./CREW/MEGA	BIG HORN™/LONE STAR® CREW/MEGA	POWER WAGON® CREW	LARAMIE® CREW/MEGA	LARAMIE LONGHORN® CREW/MEGA	LIMITED CREW/MEGA
	2TA	2TG	2TZ/ 2TY	2TP	2TH	2TK	2TM	
– 7-inch Driver Information Display with unique Limited detail	JAV	–	–	–	–	–	–	•
CONSOLE – Mini floor console (included with 6-speed manual transmission or manual transfer case)	CUM	P	P	P	•	P	–	–
– Full-size floor console (included with bucket seats)	CUP/CVT	–	P	P	–	P	•	•
– Overhead console (included with 5.0 radio)	CUN	P	•	•	•	–	–	–
– Overhead console with Universal Garage Door Opener (included with Luxury Group, Harvest Edition Package or Leather and Luxury Group)	CV2	–	P	P	P	•	•	•
DOOR LOCKS – Manual (Regular Cab models only)	JEB	•	–	–	–	–	–	–
FLOOR COVERING – Black vinyl (not available on Mega Cab <sup>®</sup> models)	CKJ	•	0	0	0	–	–	–
– Carpet (included with Tradesman Popular Equipment Group)	CKE	P	•	•	•	•	•	•
FLOOR MATS – Front, carpeted (Regular Cab models only; included with Tradesman Popular Equipment Group; requires carpet floor covering)	CLA	P	•	–	–	–	–	–
– Front and rear, carpeted (included with Tradesman Popular Equipment Group; requires carpet floor covering)	CLE	P	•	•	–	•	–	–
– Front, rubber (Regular Cab models only; requires carpet floor covering)	CLY	0	0	–	–	–	–	–
– Front and rear, rubber (included with Harvest Edition Package)	CLF	0	0	0/P	•	–	–	–
– Front and rear, luxury	CLZ/CLL	–	–	–	–	–	•	•
MIRRORS – Rearview day/night (included with 5-inch radio display)	GNA	P	P	–	–	–	–	–
– Rearview auto-dimming with video display (included with Luxury Group or ParkView <sup>®</sup> Rear Back-Up Camera; <sup>28</sup> if equipped with 3.0 radio)	GN4	•	•	–	–	–	–	–
– Rearview auto-dimming (included with Luxury Group or Harvest Edition Package)	GNK	P	P	P	•	•	•	•
PEDALS – Non-adjustable	XAB	•	•	•	•	•	–	–
– Power-adjustable (requires automatic transmission)	XAP	–	0	0	0	–	–	–
– Power-adjustable with memory (included with Leather and Luxury Group; requires automatic transmission)	XAM	–	–	–	P	0	•	•
POWER SUNROOF – Not available with Regular Cab	GWA	–	0	0	0	0	0	0
SEATS – Manually adjustable driver's and front-passenger seat (included with *TX, *SX, *V9, *H9 seats)	JP8	P	P	–	P	–	–	–
– Ten-way power driver's seat and manual front-passenger seat (included with *M9, *MJ, *S9 seats)	JRT	–	P	P	P	–	–	–
– Ten-way power driver's seat with memory and 6-way power front-passenger seat (included with *ZL*WL*QL*VL*GJ,*XJ,*DJ,*UL seats)	JRF	–	–	–	P	P	P	P
– Two-way power lumbar support (included with *M9,*MJ,*S9,*P1,*AJ,*QL,*ZL,*VL,*GJ,*WL,*XJ,*DJ,*UL seats)	JPW	–	P	P	P	P	P	P
– Heated front seats (included with Luxury Group, Harvest Edition Package or Heated Seats and Wheel Group)	CMA	–	–	P	P	•	•	•
– Heated 2nd-row seats (Crew Cab and Mega Cab models only; included with *GJ,*WL,*XJ,*DJ,*UL seats)	JPZ	–	–	–	–	P	P	P
– Ventilated front seats (included with *ZL,*WL,*QL,*VL,*GJ,*XJ,*DJ,*UL seats)	CAJ	–	–	–	P	P	P	P
– Vinyl 40/20/40 split-bench front seat with folding front armrest/cup holder, floor-mounted storage tray on Crew Cab (Crew Cab models include folding vinyl-trimmed rear bench seat)	*TX	•	–	–	–	–	–	–
– Ram Work Grade vinyl 40/20/40 split-bench front seat with folding front armrest/cup holder, floor-mounted storage tray on Crew Cab (Crew Cab models include folding vinyl-trimmed rear bench seat)	*SX	0	–	–	–	–	–	–
– Cloth 40/20/40 split-bench front seat, front armrest with cup holder (Crew Cab and Mega Cab models include folding cloth rear bench seat; included with Tradesman Popular Equipment Group)	*V9	P	•	–	–	–	–	–
– Cloth/vinyl with embossed tire tread pattern 40/20/40 split-bench front seat, front armrest with cup holder, rear 60/40 split-folding seat and fold-flat floor	*H9	–	–	–	•	–	–	–
– Premium cloth-trimmed 40/20/40 split-bench front seat, front armrest with cup holder, power 10-way driver's seat, power lumbar adjuster, front center-seat-cushion storage, 115-volt auxiliary power outlet (Crew Cab and Mega Cab include 60/40 split-folding rear bench seat and fold-flat load floor; included with SLT Popular Equipment Group)	*M9	–	0/P	•	–	–	–	–
– Premium Sport cloth-trimmed 40/20/40 split-bench front seat, front armrest with cup holder, power 10-way driver's seat, power lumbar adjuster, front center-seat-cushion storage, 115-volt auxiliary power outlet (Crew Cab and Mega Cab models include 60/40 split-folding rear bench seat and fold-flat load floor; requires Sport Appearance Group)	*P1	–	–	0	–	–	–	–
– Premium cloth/vinyl with embossed tire tread pattern 40/20/40 split-bench front seat, power 10-way driver's seat, power lumbar adjuster, full-length floor console, 115-volt auxiliary power outlet, 60/40 split-folding rear bench seat and fold-flat load floor	*S9	–	–	–	0	–	–	–
– Premium cloth-trimmed low-back bucket seats, power 10-way driver's seat, power lumbar adjuster, full-length floor console, 115-volt auxiliary power outlet (Crew Cab and Mega Cab models include 60/40 split-folding cloth-trimmed rear bench seat and fold-flat load floor)	*MJ	–	0	0	–	–	–	–

<sup>†</sup>Lone Star model available only in Texas.

## 2018 RAM 2500/3500 PICKUP BUYER'S GUIDE (CONTINUED)

### CPOS PACKAGE

#### INTERIOR FEATURES (continued)

	SALES CODE	TRADESMAN® REG./CREW	S&T REG./CREW/MEGA	BIG HORN®/LONE STAR® CREW/MEGA	POWER WAGON® CREW	LARAMIE® CREW/MEGA	LARAMIE LONGHORN® CREW/MEGA	LIMITED CREW/MEGA
	2TA	2TG	2TZ/2TY	2TP	2TH	2TK	2TM	
– Premium Sport cloth-trimmed high-back bucket seats, power 10-way driver's seat, power lumbar adjuster, full-length floor console, 115-volt auxiliary power outlet (Crew Cab and Mega Cab® models include 60/40 split-folding rear cloth-trimmed bench seat and fold-flat load floor; requires Sport Appearance Group)	*AJ	–	0	–	–	–	–	–
– Leather-trimmed 40/20/40 split-bench heated and ventilated front with power 10-way/memory for driver and power 6-way for the passenger side, power lumbar adjuster, front center-seat-cushion storage and folding center armrest with cup holder, 115-volt auxiliary power outlet, 60/40 split-folding vinyl-trimmed rear bench seat and fold-flat load floor (included with Leather and Luxury Group)	*ZL	–	–	P	–	–	–	–
– Leather-trimmed 40/20/40 split-bench heated and ventilated front with power 10-way/memory for driver and power 6-way passenger, power lumbar adjuster, front center-seat-cushion storage and folding center armrest with cup holder, 115-volt auxiliary power outlet (Crew Cab and Mega Cab models include 60/40 split-folding vinyl-trimmed rear bench seat and fold-flat load floor)	*VL	–	–	–	•	–	–	–
– Leather-trimmed Sport 40/20/40 split-bench heated and ventilated front with power 10-way/memory for driver and power 6-way passenger, power lumbar adjuster, front center-seat-cushion storage and folding center armrest with cup holder, 115-volt auxiliary power outlet (Crew Cab and Mega Cab models include 60/40 split-folding vinyl-trimmed rear bench seat and fold-flat load floor; requires Sport Appearance Group)	*QL	–	–	–	0	–	–	–
– Leather-trimmed high-back, ventilated and heated bucket seats, includes power 10-way driver's and power 6-way passenger, power lumbar adjuster, full-length floor console, 115-volt auxiliary power outlet and heated 2nd-row seats on Crew Cab models (Crew Cab and Mega Cab models include 60/40 split-folding vinyl-trimmed rear bench seat and fold-flat load floor)	*GJ	–	–	–	0	–	–	–
– Leather-trimmed Sport high-back, ventilated and heated bucket seats, includes power 10-way driver's and power 6-way passenger, power lumbar adjuster, full-length floor console, 115-volt auxiliary power outlet and heated 2nd-row seats on Crew Cab models (Crew Cab and Mega Cab models include 60/40 split-folding vinyl-trimmed rear bench seat and fold-flat load floor; requires Sport Appearance Group)	*WL	–	–	–	0	–	–	–
– Premium leather with laser-etched design, high-back ventilated and heated bucket seats, includes power 10-way driver's and power 6-way passenger, power lumbar adjuster, premium full-length floor console, 115-volt auxiliary power outlet, heated 2nd-row seats; includes 60/40 split-folding premium leather with laser-etched design rear bench seat and fold-flat load floor	*XJ	–	–	–	–	•	–	–
– Premium leather high-back, ventilated and heated bucket seats, includes power 10-way driver's and power 6-way passenger, power lumbar adjuster, premium full-length floor console, 115-volt auxiliary power outlet, heated 2nd-row seats; includes 60/40 split-folding premium leather rear bench seat and fold-flat load floor	*DJ	–	–	–	–	0	–	–
– Premium Natura leather high-back, ventilated and heated bucket seats, includes power 10-way driver's and power 6-way passenger, power lumbar adjuster, premium full-length floor console, 115-volt auxiliary power outlet, heated 2nd-row seats; includes 60/40 split-folding premium leather rear bench seat and fold-flat load floor	*UL	–	–	–	–	–	•	–
<b>STEERING WHEEL</b> – Urethane	SCF	•	•	–	–	–	–	–
– Leather-wrapped with audio controls (included with Luxury Group or Heated Seats and Wheel Group)	SCV	–	P	P	–	–	–	–
– Perforated leather-wrapped with accent stitching and audio controls	SCB	–	–	–	•	–	–	–
– Leather-wrapped, heated with audio controls (included with Heated Seats and Wheel Group)	SCV/SCB/NHS	–	–	P	P	•	–	–
– Leather-wrapped, heated, with real wood and audio controls	SC3/SCW	–	–	–	–	•	•	–
<b>STORAGE</b> – Behind the seat (Regular Cab and Mega Cab)	CU3	•	•	•	–	•	•	•
– Front center-seat-cushion storage (included with remote CD player and with *M9, *S9, *P1, *QL, *ZL, *VL seats)	CVH	P	P	P	P	P	–	–
– Rear, under-seat compartment (Crew Cab models only)	CUE	•	•	•	•	•	•	•
– Rear, in-floor storage boxes (Crew Cab models only)	CB9	•	•	•	•	•	•	•
– Fold-flat load floor (Crew Cab models only; included with *M9, *H9, *S9, *P1, *WL, *QL, *MJ, *ZL, *VL, *GJ, *XJ, *DJ, *UL seats)	CVN	–	P	P	P	P	P	P
<b>VISORS</b> – Passenger-side, with vanity mirror	GMM	–	•	•	•	–	–	–
– Driver and passenger-side, with illuminated vanity mirror (included with Luxury Group, Harvest Edition Package or Leather and Luxury Group)	GNC	–	P	P	P	•	•	•
<b>WINDOWS</b> – Manual windows (Regular Cab models only)	JF8	•	–	–	–	–	–	–
– Power windows, front one-touch down (Regular Cab models only; included with Power Accessory Group or Power and Remote Entry Group)	JPY	P	•	–	–	–	–	–
– Power windows, front one-touch up/down (Crew Cab and Mega Cab)	JP3	•	•	•	•	•	•	•
– Rear fixed window	GJD	•	–	–	–	–	–	–
– Rear sliding window, manual (Regular Cab)	GFD	0	•	–	–	–	–	–
– Rear sliding window, power (Crew Cab and Mega Cab)	GFE	–	0	•	•	•	•	•
– Rear window defroster	GFA	–	0	0	0	0	0	0

• = Standard 0 = Optional P = Part of Package – = Not available  
NOTE: some features and/or applications may be late availability.

†Lone Star model available only in Texas.

### CPOS PACKAGE

#### UCONNECT® / MULTIMEDIA

	SALES CODE	TRADESMAN® REG./CREW	S&T REG./CREW/MEGA	BIG HORN®/LONE STAR® CREW/MEGA	POWER WAGON® CREW	LARAMIE® CREW/MEGA	LARAMIE LONGHORN® CREW/MEGA	LIMITED CREW/MEGA
	2TA	2TG	2TZ/2TY	2TP	2TH	2TK	2TM	
<b>CONNECTIVITY</b> – 12-volt DC auxiliary	JJJ	•	•	•	•	•	•	•
– 115-volt AC auxiliary (included with *M9, *S9, *P1, *MJ, *AJ, *ZL, *VL, *QL, *WL, *GJ, *XJ, *DJ, *UL seats)	JKV	–	P	P	P	P	P	P
– 2.5-amp charging USB port (included with Uconnect 5-inch and 8.4-inch radios)	RS3	P	P	P	P	•	•	•
<b>APPLE CARPLAY™13</b> – Included with 8.4-inch radios	RFP	–	P	P	P	P	P	P
<b>ANDROID AUTO™13</b> – Included with 8.4-inch radios	RF5	–	P	P	P	P	P	P
<b>MEDIA HUB</b> (included with RA1, UA1, RA2 radios) – 1.5-amp fully functional USB port, auxiliary jack for mobile devices	RS6	P	P	P	P	P	P	P
<b>MEDIA HUB</b> (included with 8.4-inch radios) – Two USB ports, auxiliary jack for mobile devices	RSF	–	P	P	P	P	P	P
<b>RADIOS</b> – 3.0 AM/FM	RA1	•	–	–	–	–	–	–
– Uconnect 3.0 AM/FM/Bluetooth® Voice Command <sup>14</sup>	UA1	0	–	–	–	–	–	–
– Uconnect 3 with 5-inch display AM/FM/SAT/Bluetooth	RA2	0	•	•	•	–	–	–
– Uconnect 4C with 8.4-inch display AM/FM/SAT/Bluetooth/Voice Command <sup>14</sup> (included with Leather and Luxury Group)	UAS	–	0	0	0/P	•	–	–
– Uconnect 4C NAV with 8.4-inch display AM/FM/SAT/Bluetooth/NAV/Voice Command <sup>14</sup> (included with Harvest Edition Package)	UAQ	–	–	0/P	0	0	•	•
<b>RADIO CONTROLS</b> – Steering wheel-mounted audio controls (included with leather-wrapped steering wheel)	RDZ	–	P	P	P	P	P	P
<b>SINGLE-DISC CD PLAYER</b>	RR1	0	0	0	0	0	0	0
<b>SIRIUSXM® SATELLITE RADIO<sup>16</sup></b> – Included with Tradesman Popular Equipment Group or 5-inch and 8.4-inch radio	RSD	P	P	P	P	P	P	P
<b>SIRIUSXM TRAFFIC PLUS<sup>16</sup> AND SIRIUSXM TRAVEL LINK<sup>16</sup></b> (included with Uconnect 4C NAV radio)	RTB/RSM	–	P	P	P	P	P	P
<b>SIRIUSXM GUARDIAN<sup>17</sup></b> – Included with 8.4-inch radios	RSK	–	P	P	P	P	P	P
<b>SPEAKER SYSTEMS</b> – Six speakers	RCG	•	•	•	•	–	–	–
– Premium I audio system (Regular Cab models only)	RCK	–	0	–	–	–	–	–
– Premium II audio system with subwoofer (Surround Sound requires ADA and *M9 or higher seat; included with Leather and Luxury Group)	RC3	–	0	0	0/P	•	•	•
<b>UCONNECT VOICE COMMAND<sup>14</sup> WITH BLUETOOTH</b> – Included with UA1, RA2, UAS, UAQ radios	XRB	P	P	P	P	P	P	P

#### TIRES AND WHEELS

<b>TIRES</b> – 2500 LT245/70R17E BSW All-Season tires	TWD	•	–	–	–	–	–	–
– LT285/70R17D OWL All-Terrain tires (included with Power Wagon Package)	TW2	P	–	–	•	–	–	–
– LT275/70R18E BSW All-Season tires (included with Chrome Appearance Group)	TCN	P	•	•	–	•	•	–
– LT275/70R18E OWL On-/Off-Road tires (included with Off-Road Group, Snow Chief Group and Popular Equipment Group; optional with Chrome Appearance Group)	TCP	0/P	0/P	0/P	–	0/P	0/P	–
– LT285/60R20E OWL On-/Off-Road tires (included with Sport Appearance Group or Limited Tungsten Package; optional with Off-Road Package; included with optional 20-inch wheels)	TEA	–	0/P	0/P	–	0/P	0/P	•
– Full-size spare tire	TBB	•	•	•	•	•	•	•
– Add full-size spare tire (requires Box Delete option)	TBE	0	0	0	–	–	–	–
<b>3500 SINGLE REAR WHEEL</b> – LT275/70R18E BSW All-Season tires	TCN	•	•	•	–	•	•	–
– LT275/70R18E OWL On-/Off-Road tires (included with Snow Chief Group and SLT Popular Equipment Group; optional with Chrome Appearance Group)	TCP	0/P	0/P	0/P	–	0/P	0/P	–
– LT285/60R20E OWL On-/Off-Road tires (included with optional 20-inch wheels; included with Sport Appearance Group or Limited Tungsten Package)	TEA	–	P	0/P	–	0/P	P	•
<b>3500 DUAL REAR WHEEL</b> – LT235/80R17E BSW All-Season tires (included with dual rear wheels)	TV2	P	P	P	–	P	P	P
– LT235/80R17E OWL On-/Off-Road tires (included with Popular Equipment Group)	TV3	0	0/P	0	–	0	0	0
<b>WHEELS</b> – 2500 – 17 x 7.5-inch steel painted	WDA	•	–	–	–	–	–	–
– 17 x 8-inch aluminum with Matte Black pockets (included with Power Wagon Package)	WFZ	P	–	–	•	–	–	–
– 18 x 8-inch steel painted (included with Box Delete option)	WBN	0/P	–	–	–	–	–	–
– 18 x 8-inch steel chrome-clad (included with Chrome Appearance Group)	WBH	P	•	–	–	–	–	–
– 18 x 8-inch polished aluminum	WBE	–	0	•	–	–	–	–
– 18 x 8-inch polished aluminum	WBL	–	–	–	–	•	–	–
– 18 x 8-inch polished aluminum with accent-color pockets	WBJ	–	–	–	–	–	•	–
– 18 x 8-inch polished aluminum with Silver pockets (included with Monotone paint)	WBA	–	–	–	–	–	P	–
– 20 x 8-inch aluminum Black painted wheel (optional with Sport Appearance Group)	WF3	–	–	0	–	0	–	–
– 20 x 8-inch aluminum painted Satin Carbon with chrome inserts (included with Sport Appearance Group)	WRJ	–	0	0/P	–	0/P	–	–

†Lone Star model available only in Texas.



## 2018 RAM 2500/3500 PICKUP BUYER'S GUIDE (CONTINUED)

### CPOS PACKAGE

#### TIRES AND WHEELS (continued)

	SALES CODE	TRADESMAN® REG./CREW	S&T REG./CREW/MEGA	BIG HORN™/LONE STAR® CREW/MEGA	POWER WAGON® CREW	LARAMIE® CREW/MEGA	LARAMIE LONGHORN® CREW/MEGA	LIMITED CREW/MEGA
		2TA	2TG	2TZ/ 2TY	2TP	2TH	2TK	2TM
– 20 x 8-inch polished aluminum with Mineral Gray inserts; included with Lone Star Silver Edition <sup>†</sup>	WRY	–	–	P	–	–	–	–
– 20 x 8-inch polished aluminum with accent-color pockets	WRP	–	–	–	–	–	0	–
– 20 x 8-inch polished aluminum with Silver pockets (optional with Monotone paint)	WRA	–	–	–	–	–	0	–
– 20 x 8-inch 6-spoke aluminum painted Satin Carbon with chrome inserts	WH3	–	–	–	–	–	–	*
– 20 x 8-inch 6-spoke aluminum painted Satin Carbon with Satin Silver inserts (included with Limited Tungsten Package)	WSV	–	–	–	–	–	–	P
– Steel spare	WF1/ WKN	*	*	*	*	*	*	*
3500 SINGLE REAR WHEEL – 18 x 8-inch steel painted	WBN	*	–	–	–	–	–	–
– 18 x 8-inch steel chrome-clad (included in Chrome Appearance Group)	WBH	P	*	–	–	–	–	–
– 18 x 8-inch polished aluminum	WBE	–	0	*	–	–	–	–
– 18 x 8-inch polished aluminum	WBL	–	–	–	–	*	–	–
– 18 x 8-inch polished aluminum with accent-color pockets	WBJ	–	–	–	–	–	*	–
– 18 x 8-inch polished aluminum with Silver pockets (included with Monotone paint)	WBA	–	–	–	–	–	P	–
– 20 x 8-inch aluminum Black painted (optional with Sport Appearance Group)	WF3	–	–	0	–	0	–	–
– 20 x 8-inch aluminum painted Satin Carbon with chrome inserts (included with Sport Appearance Group)	WRJ	–	0	0/P	–	0/P	–	–
– 20 x 8-inch polished aluminum with accent-color pockets	WRP	–	–	–	–	–	0	–
– 20 x 8-inch polished aluminum with Silver pockets (optional with Monotone paint)	WRA	–	–	–	–	–	0	–
– 20 x 8-inch 6-spoke aluminum painted Satin Carbon with chrome inserts	WH3	–	–	–	–	–	–	*
– 20 x 8-inch 6-spoke aluminum painted Satin Carbon with Satin Silver inserts (included with Limited Tungsten Package)	WSV	–	–	–	–	–	–	P
– Steel spare wheel	WKN	*	*	*	*	*	*	*
3500 DUAL REAR WHEEL – 17 x 8-inch steel painted	WFU	*	–	–	–	–	–	–
– 17 x 6-inch steel with chrome finish (included in Chrome Appearance Group)	WD4	P	*	*	–	–	–	–
– 17 x 6-inch polished aluminum	WF7	–	0	0	–	–	–	*
– 17 x 6-inch polished aluminum with Laramie Longhorn cap	WF9	–	–	–	–	–	–	–
– 17-inch steel spare (included with DRW)	WF1	*	*	*	–	*	*	*

#### SAFETY & SECURITY

AIR BAGS <sup>19</sup> – Multistage front	CG3	*	*	*	*	*	*	*
– Supplemental side-curtain	CGS	*	*	*	*	*	*	*
– Supplemental front-seat side-mounted	CJ1	*	*	*	*	*	*	*
BRAKES – Four-wheel antilock disc brakes	BRT	*	*	*	*	*	*	*
CARGO-VIEW CAMERA <sup>20</sup> – Included with Harvest Edition Package (requires 8.4-inch radio)	LPD	–	0	0/P	0	0	0	0
ELECTRONIC STABILITY CONTROL <sup>21</sup> – Includes Brake Assist, Electronic Roll Mitigation, Hill Start Assist, Rain Brake Support, Ready Alert Braking, All-Speed Traction Control and Trailer Sway Damping <sup>†</sup>	BNB	*	*	*	*	*	*	*
ELECTRONIC TRAILER BRAKE CONTROLLER	XHC	0	*	*	*	*	*	*
PARKSENSE <sup>®</sup> REAR PARK ASSIST <sup>22</sup>	XAA	0	0	0	0	–	–	–
PARKSENSE FRONT AND REAR PARK ASSIST <sup>22</sup> – Included with Leather and Luxury Group	XAG	–	0	0	0/P	*	*	*
PARKVIEW <sup>®</sup> REAR BACK-UP CAMERA <sup>20</sup> – Video image is displayed in the rearview mirror with 3.0 radio, or on-screen with the 5-inch or 8.4-inch radio displays	XAC	*	*	*	*	*	*	*
REMOTE KEYLESS ENTRY WITH ALLSECURE <sup>®</sup> – Controls for power door locks, tailgate, RamBox <sup>®</sup> System, illuminated entry system, panic alarm (included with Tradesman Popular Equipment or Power and Remote Entry Group)	GXM	P	*	*	*	*	*	*
REMOTE KEYLESS ENTER™ N GO™ – Optional with Leather and Luxury Group	GX4	–	–	–	0	0	0	*
REMOTE START – Requires automatic transmission	XBM	–	0	*	0	0	*	*
SECURITY ALARM – Detects break-in (included with Leather and Luxury Group)	LSA	–	0	0	0/P	*	*	*
SENTRY KEY <sup>®</sup> THEFT DETERRENT SYSTEM – Engine immobilizer	GXX	*	*	*	*	*	*	*
TIRE PRESSURE MONITORING (TPM) – With display and alert (2500 models only)	XGM	*	*	*	*	*	*	*
TIRE PRESSURE INFORMATION SYSTEM – Without alert (3500 models only)	XBT	*	*	*	–	*	*	*

#### PACKAGES / EQUIPMENT GROUPS

BOX DELETE – Regular Cab and Crew Cab models only (not available with diesel engine or Auto-Level Rear Air Suspension)	XBC	0	0	0	–	–	–	–
CHROME APPEARANCE GROUP – Includes chrome bumpers, chrome grille surround and steel chrome-clad wheels (SRW) or steel wheels with chrome finish (DRW)	AED	0	–	–	–	–	–	–

\* = Standard 0 = Optional P = Part of Package – = Not available  
NOTE: some features and/or applications may be late availability.

<sup>†</sup>Lone Star model available only in Texas.

### CPOS PACKAGE

#### PACKAGES / EQUIPMENT GROUPS (continued)

	SALES CODE	TRADESMAN® REG./CREW	S&T REG./CREW/MEGA	BIG HORN™/LONE STAR® CREW/MEGA	POWER WAGON® CREW	LARAMIE® CREW/MEGA	LARAMIE LONGHORN® CREW/MEGA	LIMITED CREW/MEGA
		2TA	2TG	2TZ/ 2TY	2TP	2TH	2TK	2TM
CHROME BUMPER PACKAGE – Includes chrome front and rear bumpers	AST	–	–	–	–	–	–	0
COLD WEATHER GROUP – Includes engine block heater and winter front grille cover (diesel only)	ADE	0	0	0	–	0	0	0
CONVENIENCE GROUP – Auto High-Beam Headlamp Control and rain-sensing wipers	ADC	–	–	–	–	0	0	–
DOT-COMPLIANT ROADSIDE SAFETY KIT – Includes DOT fire extinguisher, three reflecting triangles, two Red vinyl flags and spare fuses	ACL	0	0	0	0	0	0	0
DUAL-REAR-WHEEL GROUP – 3500 models only (not available with Crew Cab 6'4" box; includes clearance lamps for the cab, box and fenders)	WLA	0	0	0	–	0	0	0
FIFTH-WHEEL/GOOSENECK TOWING PREP GROUP – Includes in-bed 7-pin harness connector and mounting provisions for 5th-wheel or gooseneck hitches	AHU	0	0	0	–	0	0	0
HARVEST EDITION PACKAGE – Includes Uconnect <sup>™</sup> 4C NAV radio, overhead console with Universal Garage Door Opener, sun visors with illuminated vanity mirrors, rearview auto-dimming mirror, front and rear rubber floor mats, premium instrument cluster with 7-inch Driver Information Display, heated front seats, glove box lamp, rear dome light with on/off switch, tow hooks, transfer case skid plate for 4x4 models, spray-in bedliner, power folding multifunction sideview mirrors, rear Cargo-View Camera <sup>24</sup> LED bed lighting, box decal for 4x4 models, body-color wheel flares, Black tubular cab-length side steps, chrome grille with chrome mesh insert and 18-inch polished aluminum wheels or 17-inch chrome-clad steel wheels for dual-rear-wheel models (Crew Cab and Mega Cab <sup>®</sup> models only)	AY9	–	–	0	–	–	–	–
HEATED SEATS AND WHEEL GROUP – Includes heated cloth seats and heated leather-wrapped steering wheel (requires *M9, *M3 or *S8 seats)	AGF	–	–	0	0	–	–	–
LEATHER AND LUXURY GROUP – Includes overhead console with Universal Garage Door Opener, deluxe door trim panel, leather-trimmed 40/20/40 bench seat, security alarm, memory function for radio, driver's seat and mirrors, sun visors with illuminated vanity, power foldaway mirrors, glove box and underhood lamp, rear dome lamp with on/off switch, LED interior lighting, front and rear door accent lighting, Premium II audio system, Uconnect 8.4 radio, ParkSense <sup>®</sup> Front and Rear Park Assist <sup>22</sup>	ACX	–	–	–	0	–	–	–
LIMITED TUNGSTEN PACKAGE – Includes body-color door handles, power folding Tungsten mirrors, Limited tailgate appliqué, Tungsten bodyside moldings, body-color RAM tailgate lettering, Tungsten RAM grille and 17-inch (DRW) or 20-inch (SRW) aluminum wheels	AZ9	–	–	–	–	–	–	0
LARAMIE LONGHORN SOUTHFORK PACKAGE – Includes leather-wrapped A- and B-pillar grab handles, luxury front and rear floor mats, center-stack bezel with walnut veneer and LONGHORN tailgate lettering	ALM	–	–	–	–	–	–	0
LONE STAR SILVER EDITION <sup>†</sup> – Includes tow hooks, power heated mirrors, LED interior lighting, chrome belt moldings, wheel-to-wheel side steps, chrome grille with chrome mesh insert, remote USB port (charge only), 20-inch polished aluminum wheels with Gray inserts or 17-inch polished aluminum wheels for DRW	AL7	–	–	0	–	–	–	–
LUXURY GROUP – Includes leather-wrapped steering wheel with audio controls, heated seats and steering wheel for Big Horn / Long Star <sup>†</sup> models, premium cluster with 7-inch Driver Information Display, overhead console with Universal Garage Door Opener, auto dimming mirror, ashtray lamp, switchable dome lamp, glove box lamp, power folding mirrors with signal and puddle lamps, LED bed lighting, underhood lamp and illuminated vanity mirror	ADA	–	0	0	0	–	–	–
MAX TOW PACKAGE – Includes 5th-Wheel/Gooseneck Towing Prep Group, Mopar <sup>®</sup> 30K direct-mount 5th-wheel hitch, Auto-Level Rear Air Suspension System, CHMSL-mounted Cargo-View Camera <sup>24</sup> 4.10 axle ratio, daytime running lamps, DOT-compliant roadside safety kit, and adds the trailer brake controller to Tradesman models (requires Cummins <sup>®</sup> High Output Turbo Diesel with the AISIN <sup>®</sup> Heavy-Duty 6-speed automatic transmission; available for 3500 DRW models only)	AJL	0	0	0	–	0	0	0
OFF-ROAD PACKAGE – Includes Hill Descent Control, tow hooks, transfer case skid plate, wheel flares, OFF ROAD decal, performance-tuned front and rear shocks and OWL On-/Off-Road tires (2500 only)	ARC	0	0	0	–	0	0	0
POPULAR EQUIPMENT GROUP TRADESMAN – Includes 40/20/40 cloth bench seat, carpeted flooring, floor mats, remote keyless entry and SiriusXM <sup>®</sup> Satellite Radio <sup>16</sup>	AJY	0	–	–	–	–	–	–
POPULAR EQUIPMENT GROUP SLT – Premium cloth 40/20/40 bench seat, fog lamps, OWL tires (Regular Cab models only)	ALW	–	0	–	–	–	–	–
POWER ACCESSORY GROUP – Includes premium vinyl door trim, power Black trailer-tow mirrors, power windows and power locks (Regular Cab models only)	AJW	0	–	–	–	–	–	–
POWER AND REMOTE ENTRY GROUP – Includes premium vinyl door trim, remote keyless entry, power heated mirror, power windows and power locks (Regular Cab models only)	AJH	0	–	–	–	–	–	–
POWER WAGON PACKAGE – Includes Hill Descent Control, 180-amp alternator, front and rear locking differentials, 4.10 axle ratio, tow hooks, fuel tank and transfer case skid plates, front electric winch, Black wheel flares, fog lamps, Black headlamp filler panels, chrome front and rear bumpers, electronic disconnecting front sway bar, Ram Articulink <sup>®</sup> front suspension, 17-inch aluminum wheels with LT285/70RD OWL All-Terrain tires (only for 2500 Crew Cab 4x4 models with the 6'4" bed)	ACE	0	–	–	–	–	–	–
PROTECTION GROUP – Includes tow hooks and transfer case skid plate (4x4 models only)	ABB	0	0	0	–	0	0	0
SNOW CHIEF GROUP – Includes 180-amp alternator for the 5.7L HEMI <sup>®</sup> V8 (a 220-amp alternator for the 6.4L HEMI V8 or 6.7L Cummins Turbo Diesel), anti-spin differential, transfer case skid plate, auxiliary switches, clearance lamps, 18-inch wheels and OWL On-/Off-Road tires (single-rear-wheel models only)	AD2	0	0	0	–	0	0	0
SNOWFLOW PREP GROUP – Includes 180-amp alternator for the 5.7L HEMI V8, (a 220-amp alternator for the 6.4L HEMI V8 or 6.7L Cummins Turbo Diesel) and transfer case skid plate (4x4 models only)	AHD	0	0	0	–	0	0	0
SPORT APPEARANCE GROUP – Includes Monotone paint, body-color door handles, Black exterior mirrors, blackout headlamps and blackout LED taillamps (on Laramie models only), body-color painted front and rear bumpers, body-color RAM grille, body-color wheel flares and 20-inch aluminum wheels with OWL tires	ADV	–	–	0	–	0	–	–

<sup>†</sup>Lone Star model available only in Texas.

**RAM 2500/3500 PICKUP TOWING AND PAYLOAD**

**MAXIMUM LOADED TRAILER WEIGHTS** (when properly equipped)

2500			REGULAR CAB				CREW CAB				MEGA CAB®				
			8' BOX		6'4" BOX		8' BOX		6'4" BOX		8' BOX		6'4" BOX		
ENGINE	AXLE RATIO	GCWR	4x2	4x4	4x2	4x4	4x2	4x4	4x2	4x4	4x2	4x4	4x2	4x4	
AT	5.7L HEMI® V8 CNG / 66RFE 6-SPEED	3.73	15,000	7,680	7,300						7,180	6,820			
	5.7L HEMI V8 / 66RFE 6-SPEED	3.73	18,300	11,880	11,520	11,520	11,180	11,390	11,390	11,020	11,390	11,010	11,040	10,780	
		4.10	20,300	13,880	13,520	13,520	13,180	13,390	13,390	13,020	13,390	13,010	13,040	12,780	
	6.4L HEMI V8 / 66RFE 6-SPEED	3.73	19,800	13,320	12,940	12,940	12,940	12,630	12,630	12,440	12,630	12,810	12,470	12,510	12,240
		4.10	17,525					10,050							
	4.10	22,800	16,320	15,940	15,940	15,940	15,630	15,630	15,630	15,440	15,630	15,810	15,470	15,510	15,240
6.7L CUMMINS® TURBO DIESEL I-6 / 68RFE 6-SPEED	3.42	25,300	17,980	17,500	17,500	17,450	17,160	17,160	17,320	17,320	17,320	17,170	17,170	15,430	
	3.42	24,300	16,890	16,430	16,430	16,410	16,110	16,110	16,270	16,270	16,270	16,120	16,120	14,750	
MT	6.7L CUMMINS TURBO DIESEL I-6 / G56 6-SPEED	3.42	24,300	16,890	16,430	16,430	16,410	16,110	16,110	16,270	16,270	16,120	16,120	14,750	

3500			REGULAR CAB				CREW CAB				MEGA CAB						
			8' BOX		8' BOX DRW		6'4" BOX		8' BOX		8' BOX DRW		6'4" BOX		6'4" BOX DRW		
ENGINE	AXLE RATIO	GCWR	4x2	4x4	4x2	4x4	4x2	4x4	4x2	4x4	4x2	4x4	4x2	4x4	4x2	4x4	
AT	5.7L HEMI V8 / 66RFE 6-SPEED	3.73	18,400	11,910	11,560			11,520	11,200	11,410	11,020			11,210	10,880		
	5.7L HEMI V8 / 66RFE 6-SPEED	4.10	20,400	13,910	13,560			13,520	13,200	13,410	13,020			13,210	12,880		
		3.73	19,900	13,370	12,950	12,980	12,640	12,920	12,620	12,790	12,440	12,450	12,100	12,650	12,220	12,200	11,970
	6.4L HEMI V8 / 66RFE 6-SPEED	4.10	22,900	16,370	15,950			15,920	15,620	15,790	15,440			15,650	15,220		
		4.10	23,400			16,480	16,140					15,950	15,600			15,700	15,470
	3.42	25,300	17,910	17,540	17,550	17,180	17,480	17,060	17,350	16,990	17,000	16,660	17,140	16,750	16,750	16,440	
6.7L CUMMINS TURBO DIESEL I-6 / 68RFE 6-SPEED	3.73	27,300			19,550	19,180				19,000	18,660			19,000	18,660	18,440	
	4.10	30,300			22,550	22,180				22,000	21,660			22,000	21,660	21,440	
	3.42	25,300	17,770	17,390			17,330	16,910	17,200	16,850			16,990	16,600	16,600	16,400	
	6.7L CUMMINS HIGH OUTPUT TURBO DIESEL I-6 / AISIN® 6-SPEED	3.42	29,300			21,410	21,030				20,860	20,520			20,600	20,300	
		3.73	33,800			25,910	25,530				25,360	25,020			25,100	24,800	
	4.10	39,100			31,210	30,830				30,660	30,320			30,400	30,100		
6.7L CUMMINS TURBO DIESEL I-6 / G56 6-SPEED	3.42	24,300	16,870	16,500	16,510	16,130	16,430	16,010	16,300	15,950	15,960	15,620	16,100	15,710	15,710	15,400	
	3.73	26,300			18,510	18,130				17,960	17,620			17,710	17,400		

AT = Automatic Transmission | MT = Manual Transmission | DRW = Dual Rear Wheel | Weights given in lb. | Numbers in a **black box** reflect max ratings.  
 1. Payload and Max Trailer Weights are ESTIMATED values and rounded to the nearest 10 lb. 2. Payload = GVWR minus Base Weight. 3. Payload and Trailer Weight Ratings are mutually exclusive. 4. GAWRs, GVWRs and GCWRs should never be exceeded. 5. Trailer Weight Rating and Tow Vehicle Trailing Weight are calculated as specified in SAE J2807. Passenger Weight = 300 lb. Options Weight = 100 lb. Trailing Equipment Weight: 75 lb for conventional hitch, 70 lb for gooseneck and 250 lb for 5th-wheel. Tongue weight: 10 percent of the gross trailer weight for conventional hitch, 15 percent of the gross trailer weight for a 5th-wheel or gooseneck hitch. Payload and GAWR should never be exceeded and must account for all of the above weights, including the appropriate trailing equipment and tongue weight. Box-Off Body Completion Weight = 80 lb per foot from end of cab to end of frame. 6. The maximum tongue weight for Class V (hitch receiver) is limited to 1,800 lb. 7. A 5th-wheel or gooseneck hitch is required for trailers over 18,000 lb. 8. 13,800-lb GVWR stated for Regular Cab, 4x2, 6.4L V8 with 4.10 axle ratio applies to Tradesman® and ST packages only. For all other price classes for this configuration (Regular Cab, 4x2, 6.4L V8 with 4.10 axle ratio), the GVWR is 13,700 lb.

**MAXIMUM PAYLOAD CAPACITIES** (when properly equipped)

2500			REGULAR CAB				CREW CAB				MEGA CAB			
			8' BOX		6'4" BOX		8' BOX		6'4" BOX		8' BOX		6'4" BOX	
ENGINE	GVWR		4x2	4x4	4x2	4x4	4x2	4x4	4x2	4x4	4x2	4x4	4x2	4x4
AT	5.7L HEMI V8 CNG / 66RFE 6-speed	9,200	2,350	1,970					1,850	1,490				
	5.7L HEMI V8 / 66RFE 6-speed	9,000	3,050	2,690	2,690	2,350	2,560	2,560	2,180	2,210	1,960			
	6.4L HEMI V8 / 66RFE 6-speed	8,570		3,610	3,610	3,560	3,490	3,140	3,180	2,910				
	6.7L Cummins Turbo Diesel I-6 / 68RFE 6-speed	10,000	3,160	2,720	2,670	2,380	2,540	2,200	2,340	2,020				
MT	6.7L Cummins Turbo Diesel I-6 / G56 6-speed	10,000	3,060	2,630	2,610	2,310	2,470	2,130	2,270	1,950				

3500			REGULAR CAB				CREW CAB				MEGA CAB						
			8' BOX		8' BOX DRW		6'4" BOX		8' BOX		8' BOX DRW		6'4" BOX		6'4" BOX DRW		
ENGINE	GVWR		4x2	4x4	4x2	4x4	4x2	4x4	4x2	4x4	4x2	4x4	4x2	4x4	4x2	4x4	
AT	5.7L HEMI V8 / 66RFE 6-SPEED	10,100	4,080														
		10,300		3,930			4,090										
		10,500															
		10,700						3,970									
		11,000							4,480					4,280			
		11,300								4,390				4,250			
	6.4L HEMI V8 / 66RFE 6-SPEED	10,200	4,140		3,920												
		10,400															
		10,500						3,990									
		10,800							3,990								
		11,100								4,460					4,420		
		11,200									4,410				4,190		6,070
6.7L CUMMINS TURBO DIESEL I-6 / 68RFE 6-SPEED	13,300			6,850	6,510					6,320	5,970				6,070	5,840	
	13,700			7,205	6,910												
	13,800			7,350													
	13,900														6,670		
	14,000									7,020	6,670					6,540	
	11,100	4,180		4,210			4,150						3,910				
6.7L CUMMINS HIGH OUTPUT TURBO DIESEL I-6 / AISIN® 6-SPEED	11,500							3,930		4,520				4,220			
	11,700								4,460								
	12,000																
	12,300																
	12,400																
	14,000			6,720	6,350					6,170	5,830				5,920	5,610	
6.7L CUMMINS HIGH OUTPUT TURBO DIESEL I-6 / AISIN® 6-SPEED	11,100	4,040		4,060			4,000										
	11,500							3,780					3,760				
	11,600								4,370								
	11,700									4,320							
	12,000																
	14,000				6,580	6,200				6,030	5,690				4,070	5,770	5,470
6.7L CUMMINS TURBO DIESEL I-6 / G56 6-SPEED	11,100	4,140		4,170			4,100										
	11,500																
	11,600																
	11,700							3,880		4,470				3,870			
	12,000																
	14,000				6,680	6,300				6,130	5,790				5,880	5,570	

AT = Automatic Transmission | MT = Manual Transmission | DRW = Dual Rear Wheel | Weights given in lb. | Numbers in a **black box** reflect max ratings.  
 1. Weights are ESTIMATED values rounded to the nearest 10 lb. 2. Payload = GVWR minus Base Weight. 3. Payload and Trailer Weight Ratings are mutually exclusive. 4. GAWRs, GVWRs and GCWRs should never be exceeded. 5. 3500 Regular Cab, 4x2, 6.4L V8 with 4.10 axle ratio, GVWR of 13,800 lb applies to Tradesman Package only. For all other price classes for this configuration (Regular Cab, 4x2, 6.4L V8 with 4.10 axle ratio), the GVWR is 13,700 lb.

# RAM 3500 CHASSIS CAB



Properly secure all cargo.

## RAM 3500



**17-inch DRW Painted Steel Wheel**  
Standard on Tradesman® (WFU)



**17-inch DRW Chrome-Clad Steel Wheel**  
Standard on SLT  
Packaged with Chrome Appearance Group on Tradesman (WD4)



**17-inch DRW Polished Aluminum Wheel**  
Standard on Laramie®  
Optional on SLT (WF7)



**19.5-inch DRW Painted Steel Wheel**  
Standard on Tradesman® and SLT (WP3)



**19.5-inch DRW Polished Aluminum Wheel**  
Standard on Laramie®  
Optional on Tradesman and SLT (WP4)



**18-inch SRW Painted Steel Wheel**  
Standard on Tradesman (WBN)



**18-inch SRW Chrome-Clad Steel Wheel**  
Standard on SLT  
Optional on Tradesman (WBH)



**18-inch SRW Polished Aluminum Wheel**  
Standard on Laramie  
Optional on Tradesman and SLT (WBL)

# RAM 4500/5500 CHASSIS CAB



## RAM 4500/5500



Properly secure all cargo.

## 2018 RAM 3500/4500/5500 CHASSIS CAB BUYER'S GUIDE

### ENGINES / TRANSMISSIONS

	SALES CODES	TRADESMAN® REG./CREW	SLT REG./CREW	LARAMIE® CREW
	A	G	H	
6.4L HEMI® V8; 370 hp (410 hp* (SRW)), 429 lb-ft / 66RFE 6-speed automatic (standard on 3500 models only)	ESB/DFP	•	•	•
6.4L HEMI V8; 366 hp (370 hp (3500)), 429 lb-ft / AISIN® / 66RC 6-speed automatic (optional for 3500; standard on 4500/5500)	ESB/DF3	0/•	0/•	0/•
6.7L Cummins® Turbo Diesel I-6; 320 hp, 650 lb-ft / 656 G-6-speed manual (available for all models)	ETK/DEG	0	0	0
6.7L Cummins Turbo Diesel I-6; 325 hp, 750 lb-ft / AISIN 69RC 6-speed automatic (available for all models)	ETK/DF2	0	0	0
ENGINE SHUT-OFF TIMER — 5 minutes (dealer programmable from 1 – 60 minutes)	XGL	0	0	0
MAX SPEED SETTINGS — 65-mph, 70-mph, 77-mph	JJ4/JJ5/JJ9	0	0	0
POWER TAKE-OFF (PTO) — Alternate left side requires AISIN transmission (includes split-shaft capability with the 6.7L Cummins Turbo Diesel)	LBV	0	0	0
— Available with AISIN automatic or the manual transmission (includes split-shaft capability with the 6.7L Cummins Turbo Diesel)	LBN	0	0	0
— PTO split-shaft capability (packaged with Power Take-Off Prep Group when equipped with the 6.7L Cummins Turbo Diesel)	LBX	P	P	P

### MECHANICAL FEATURES

ALTERNATORS — 180-amp (included with the 6.4L HEMI V8 and the 6.7L Cummins Turbo Diesel)	BAD	•	•	•
— 220-amp (included with Heavy-Duty Snowplow Prep Group and Ambulance Prep Group)	BAJ	0/P	0/P	0/P
— 380-amp (comprised of dual 160-amp and 220-amp alternators; optional with the 6.4L HEMI V8)	XF5	0	0	0
— 440-amp (optional with 6.7L Cummins Turbo Diesel; dual 220-amp alternators; packaged with Emergency/Fire/Rescue Special Emissions Package)	XF7	0/P	0/P	0/P
B20 BIODIESEL COMPATIBILITY	XXJ	0	0	0
BATTERY — 730-amp (one per vehicle with the 6.4L HEMI V8; two per vehicle with the 6.7L Cummins Turbo Diesel)	BCN	•	•	•
DIESEL (“SMART”) EXHAUST BRAKE — Packaged with the 6.7L Cummins Turbo Diesel	NEN	P	P	P
ENGINE BLOCK HEATER — Optional with the 6.4L HEMI V8 engine; included with Cold Weather Group with the Cummins Turbo Diesel	ADE/NHK	0/P	0/P	0/P
ENGINE COOLING — Heavy-duty	NMC	•	•	•
EXTRA BASE KEYS — Two (not available with Power and Remote Entry Group or Remote Keyless Entry)	GXJ	0	—	—
FUEL TANKS — Dual, 52- and 22-gallon, totalling 74 gallons (not available on 3500 SRW and 60-inch CA with 6.4L HEMI)	NLL	0	0	0
— Single 22-gallon, mid-ship-mounted (standard on Ram 3500 SRW 10K GVWR models)	NFA	•/0	•/0	•/0
— Single 52-gallon, rear-mounted (not available on Ram 3500 SRW 10K GVWR models)	NFH	•	•	•
SHOCK ABSORBERS — Front, heavy-duty	SFB	•	•	•
— Rear, heavy-duty	SGB	•	•	•
SKID PLATE — Transfer case (4x4 models only; included with Heavy-Duty Snowplow Prep Group)	XEF	0/P	0/P	0/P
STABILIZER BAR — Front	SHA	•	•	•
STEERING — Power, recirculating ball	SBE	•	•	•
TOW HOOKS — Available with 6.4L HEMI V8 on 3500; included with 6.7L Cummins Turbo Diesel on 3500; standard on 4500/5500 models	XEA	0/P/•	0/P/•	0/P/•
TRANSFER CASES — Manual shift, part-time (4x4 models only)	DK1	•	•	—
— Electronic shift, part-time (4x4 models only)	DK3	0	0	•
UPFITTER ELECTRONIC INTERFACE MODULE (VISM) — Over 50 inputs and outputs (packaged with Ambulance Prep Group)	XXS	0/P	0/P	0/P
VOLTAGE MONITORING AUTO IDLE-UP SYSTEM — Included with Rollback Carrier Group and Ambulance Prep Group	XF6	0/P	0/P	0/P
AXLES, 3500		—	—	—
FRONT — 6,000-lb GAWR (standard on SRW models)	DJN	P	P	P
— Axle disconnect with 4x4		•	•	•
REAR — Antispin differential	DSA	•	•	•
— 3.42 ratio (6.7L Cummins Turbo Diesel models only)	DMR	0	0	0
— 3.73 ratio (6.7L Cummins Turbo Diesel models only)	DME	•	•	•
— 4.10 ratio (standard with 6.4L HEMI V8; optional with 6.7L Cummins Turbo Diesel; included with Max Tow Package)	DMF/DM8	•/P/0	•/P/0	•/P/0
— 4.44 ratio (included with 6.4L HEMI V8 / AISIN transmission)	DMK	P	P	P
— 11.5-inch (SRW models only)	DRQ	•	•	•
— 11.5-inch (DRW models only)	DRX	•	•	•

• = Standard 0 = Optional P = Part of Package — = Not available

NOTE: some features and/or applications may be late availability.

\*Only when the available 10K GVWR model is ordered on 3500 SRW with 66RFE automatic transmission.

### MECHANICAL FEATURES (continued)

AXLES, 4500 AND 5500		—	—	—
FRONT — 10.8-inch	DJP	•	•	•
REAR — Antispin differential	DSA	•	•	•
— 4.10 ratio (4500 models; packaged with 6.7L Cummins® Turbo Diesel engine / AISIN® automatic transmission; 5500 models; packaged with 6.7L Cummins Turbo Diesel / 656 manual transmission)	DMF	P	P	P
— 4.44 ratio (standard on 4500/5500 models; optional with 6.7L Cummins Turbo Diesel / 656 manual transmission)	DMK	•/0	•/0	•/0
— 4.88 ratio (optional on 4500, requires 6.4L HEMI® V8 engine; included with the Max Tow and Payload Upgrade Packages on 5500)	DMS	0/P	0/P	0/P
— Dana® S111 (12,000-lb GAWR on 4500; 13,500-lb GAWR on 5500)	DRT	•	•	•

### EXTERIOR FEATURES

BADGING — SLT	MTD	—	•	—
— Laramie	MTE	—	—	•
BUMPER — Front, Black	MB1	•	—	—
— Front, chrome (included with Chrome Appearance Group)	MCT	P	•	•
CHROME BODYSIDE MOLDINGS — An Authentic Accessory from Mopar®	MJB	0	0	0
TUBULAR SIDE STEPS — Chrome, an Authentic Accessory from Mopar	MRT	0	0	0
— Black (Regular Cab models only)	MRU	0	0	—
FASCIA — Front, headlamp filler, Black (standard on 4500 and 5500 models; included with low-volume paint colors)	MCJ	•	•	•
— Front, headlamp filler in body-color (3500 only)	MCM	•	•	•
FOG LAMPS — Available with Chrome Appearance Group on Tradesman and as a single option for SLT models	LNJ	P	0	•
GRILLES — Black insert and surround	MFF	•	—	—
— Chrome surround, Black insert (included with Chrome Appearance Group)	MFD	P	•	—
— Chrome surround, chrome insert	MF1	—	—	•
HEADLAMPS — AUTOMATIC	LMG	•	•	•
— Halogen — Quad-lens	LME	•	•	—
— Halogen — Bifunctional projector	LMC	—	—	•
KEY-ALIKE FEATURE — Allows a single key to start multiple trucks	GRA	0	0	—
LAMPS — Cab-clearance	LNC	•	•	•
MIRRORS — Folding trailer-tow, manual, Black (Regular Cab models only)	GPD	•	—	—
— Power multifunction trailer-tow, heated, manual folding, chrome; includes position memory, exterior courtesy lamps and supplemental turn signals	GPC	—	—	•
— Power trailer-tow, heated, manual folding, Black; includes exterior courtesy lamps and supplemental turn signals (standard on Crew Cab models; included with Power Accessory and Power and Remote Entry Groups)	GP6	P/•	•	—
MONOTONE PAINT	APA	•	•	•
PICKUP BOX DELETE	XBC	•	•	•
TAILLAMPS — LED (not available with single-rear-wheel models)	LAY	0	0	0
TIRES, 3500		—	—	—
— LT235/80R17E BSW All-Season (DRW models only)	TV2	•	•	•
— LT235/80R17E OWL On-/Off-Road (4x4 DRW models only)	TV3	0	0	0
— LT275/70R18E BSW On-/Off-Road (standard on 3500 DF 10K GVWR models; packaged with other SRW models)	TCM	•/P	•/P	•/P
— Spare, full-size	TBB	0	0	0
TIRES, 4500/5500		—	—	—
— 225/70R19.5G BSW All-Position (4x2 models only)	TUV	•	•	•
— 225/70R19.5G BSW All-Position front, rear traction (standard on 4x4 models; available for 4x2 models)	TUY	•/0	•/0	•/0
— 225/70R19.5G BSW All-Traction (4x4 models only)	TUZ	0	0	0
— Spare, full-size	TBB	0	0	0
WHEELS, 3500		—	—	—
— 17- x 6-inch Argent steel (DRW models only)	WFU	•	—	—
— 17- x 6-inch bright wheel covers and center cap (DRW models only; included with Chrome Appearance Group on Tradesman models)	W04	P	•	—
— 17- x 6-inch aluminum (DRW models only)	WF7	—	0	•
— 18-inch steel (SRW models only)	WBN	•	—	—

## 2018 RAM 3500/4500/5500 CHASSIS CAB BUYER'S GUIDE (CONTINUED)

### EXTERIOR FEATURES (continued)

	SALES CODES	TRADESMAN® REG./CREW	S&T REG./CREW	LARAMIE® CREW
	A	G	H	
– 18-inch chrome-clad steel (SRW models only; optional on Tradesman; included with Chrome Appearance Group)	WBH	O/P	•	–
– 18-inch polished aluminum (SRW models only)	WBL	O	O	•
WHEELS, 4500/5500		–	–	–
– 19.5- x 8-inch steel	WP3	•	•	–
– 19.5- x 8-inch polished aluminum	WP4	O	O	•
WHEEL WELL FLARES – Black (4500/5500 models only)	MMZ	•	•	•
– Body-color (3500 models only)	MML	O	O	O
WINDSHIELD WIPERS – Variable/Intermittent	JHA	•	•	•
– Rain-sensitive (packaged with Convenience Group)	JRC	–	–	P

### INTERIOR FEATURES

AIR CONDITIONING	HAA	•	•	•
– Dual-Zone Automatic Temperature Control (included with Heated Seats and Wheel Group; Crew Cab models only)	HAF	–	P	•
ASSIST HANDLES – Driver- and passenger-side (A-pillar-mounted)	CSP	•	•	•
AUXILIARY SWITCHES – Five	LHL	•	•	•
BEZEL – Center-stack, Black	JBF	•	–	–
– Center-stack, color-keyed	JBY	–	•	–
– Center-stack, woodgrain insert	JBB	–	–	•
CLUSTER – Instrument, with 3.5-inch display, tachometer (120-mph speedometer on 3500; 87-mph on 4500/5500 with Electronic Vehicle Information Center)	JAT	•	•	–
– Instrument, with 7-inch Driver Information Display (included with Luxury Group)	JA6	–	P	•
CONSOLES – Full-size floor center (included with front bucket seats)	CUP	–	P	P
– Overhead with Universal Garage Door Opener (included with Luxury Group)	CV2	–	P	•
– Overhead with map lights (included with RA2 radio)	CUN	P	•	–
DOOR LOCKS – Manual (Regular Cab models only)	JE8	•	–	–
– Power (included with Power Accessory and Power and Remote Entry Groups; standard on Tradesman Crew Cab model)	JPB	P/•	•	•
FLOOR COVERING – Heavy-duty vinyl	CKJ	•	O	O
– Carpet	CKE	O	•	•
FLOOR MATS – Front, carpeted (Regular Cab; included with carpet on Tradesman models)	CLA	P	•	–
– Front and rear, carpeted (Crew Cab; included with carpet on Tradesman models)	CLE	P	•	•
– Front, rubber (Regular Cab; requires carpet)	CLY	O	O	–
– Front and rear, rubber (Crew Cab; requires carpet)	CLF	O	O	O
– Passenger-side visor with mirror	GNM	•	•	–
MIRRORS – Day/night manual	GNA	•	•	–
– Auto-dimming rearview day/night, with camera display (packaged with ParkView® Rear Back-Up Camera <sup>20</sup> with UA1 radio)	GN4	P	P	P
– Auto-dimming rearview day/night, with Uconnect® Phone <sup>14</sup> (included with Convenience Group)	GNK	–	–	P
– Passenger-side visor with mirror	GMN	•	•	–
– Illuminated visors for driver and passenger (included with Luxury Group)	GNC	–	P	•
PEDALS – Power-adjustable (3500, 4500 and 5500; requires automatic transmission)	XAP	–	O	–
– Power-adjustable with memory (3500, 4500 and 5500; requires automatic transmission)	XAM	–	–	O
POWER ACCESSORY DELAY	JKY	•	•	•
POWER OUTLETS – 115-volt auxiliary (included with *M9, *MJ, *GJ, *VL seats)	JKV	–	P	•
– Two 12-volt auxiliary	JJJ	•	•	•
SEATING – Heated, driver and front-passenger; includes heated steering wheel (included with Heated Seats and Wheel Group)	CMA	–	P	•
– Ten-way power driver's seat (included with *M9, *MJ seats)	JRT	–	P	–
– Ten-way power driver's seat with memory and 6-way power passenger (*GJ, *VL)	JRF	–	–	•
– Front center-seat delete (packaged with Rear Interior Trim Delete Group)	CJT	O	O	–
– Delete Rear Seat (Crew Cab models only)	CF8	O/P	O/P	–
– Heated, 2nd-row (included with *GJ bucket seats)	JPZ	–	–	P

• = Standard O = Optional P = Part of Package – = Not available  
NOTE: some features and/or applications may be late availability.

### INTERIOR FEATURES (continued)

SEATS – Vinyl 40/20/40 split-bench front seat with folding center armrest/business console (Crew Cab models include vinyl-trimmed folding rear bench seat)	*TX	•	–	–
– Ram Work Grade vinyl 40/20/40 split bench	*SX	O	O	–
– Cloth-trimmed 40/20/40 split-bench front seat with folding center armrest/business console (Crew Cab models include cloth-trimmed folding rear bench seat)	*V9	O	•	–
– Premium cloth-trimmed 40/20/40 split-bench front seat, power 10-way driver seat, power lumbar adjuster, folding center armrest/business console with center-seat-cushion storage and 115-volt auxiliary power outlet (Crew Cab models include 60/40 cloth-trimmed split-folding rear bench seat)	*M9	–	O	–
– Premium cloth-trimmed low-back bucket seats, power 10-way driver seat, power lumbar adjuster, fixed center console and 115-volt auxiliary power outlet (Crew Cab models include 60/40 cloth-trimmed split-folding rear bench seat)	*MJ	–	O	–
– Leather-trimmed low-back, ventilated and heated 40/20/40 split-bench front seats with power 10-way/memory for driver and power 6-way passenger seat, power lumbar adjuster, front center-seat-cushion storage and folding center armrest/business console, and 115-volt auxiliary power outlet (Crew Cab models include 60/40 vinyl-trimmed split-folding rear bench seat)	*VL	–	–	•
– Leather-trimmed low-back, ventilated and heated bucket seats; includes power 10-way driver and power 6-way passenger seats, power lumbar adjuster, fixed center console, 115-volt auxiliary power outlet and heated 2nd-row seats on Crew Cab models (Crew Cab models include 60/40 vinyl-trimmed split-folding rear bench seat)	*GJ	–	–	O
SPEED CONTROL	NHM	•	•	•
STEERING WHEEL – Four-spoke, urethane	SCF	•	•	–
– Heated (included with heated seats; included with Heated Seats and Wheel Group)	NHS	–	P	•
– Leather-wrapped with remote audio control buttons (included with Luxury Group and Heated Seats and Wheel Group)	SCV	–	P	•
– Tilt column	SUA	•	•	•
STORAGE – Front, behind-the-seat (Regular Cab models only)	CU3	•	•	–
– Front center-seat-cushion (included with *M9 and *VL seats)	CVH	–	P	•
TIP START – Included with automatic transmissions	XBN	P	P	P
TURN SIGNALS – One-touch / three-blink lane-change feature		•	•	•
WINDOWS – Manual (Regular Cab models only)	JF8	•	–	–
– Power, front and rear with driver's one-touch up/down (Crew Cab models only)	JP3	•	•	•
– Power, front with driver's one-touch down (Regular Cab models only; included with Power Accessory Group and Power and Remote Entry Group)	JPY	P	•	–
– Rear backlight, fixed	GJ0	•	•	–
– Rear backlight, power sliding (Crew Cab models only; included with Luxury Group)	GFE	–	P	•
– Rear backlight, sliding	GFD	O	O	–
– Rear defrost (available with fixed rear or power sliding rear window; requires Power Accessory Group on Tradesman models)	GFA	O	O	O

### UCONNECT® / MULTIMEDIA

INTEGRATED VOICE COMMAND <sup>14</sup> WITH BLUETOOTH® – Hands-free calling <sup>14</sup> with Address Sync, Bluetooth (included with UA1, RA2, UAS or UAQ radios)	XRB	P	P	P
RADIO CONTROLS – Steering wheel-mounted audio controls (included with leather-wrapped steering wheel, Luxury Group and Heated Seats and Wheel Group)	RDZ	–	P	•
SINGLE-DISC REMOTE CD PLAYER	RH1	O	O	O
SIRIUSXM GUARDIAN <sup>®17</sup> – Included with 8.4-inch radios	RSK	–	P	P
SIRIUSXM <sup>®</sup> SATELLITE RADIO <sup>16</sup>	RSD	O	•	•
SIRIUSXM TRAVEL LINK <sup>16</sup> AND SIRIUSXM TRAFFIC PLUS <sup>16</sup> – Included with 8.4-inch radios	RSM/RTB	–	P	P
– 2.5-amp charging USB port (included with Uconnect 5-inch or 8.4-inch radios, *M9, *V9 and *MJ seats)	RS3	P	P	•
– Media Hub (included with Uconnect 3- and 5-inch radios)	RSG	•	•	–
– 1.5-amp fully functional USB port	RSX	•	•	•
– Auxiliary input jack for mobile devices	RSU	•	•	•
– Media Hub (included with Uconnect 8.4-inch radios)	RSF	–	P	•
APPLE CARPLAY <sup>™13</sup> – Included with 8.4-inch radios	RFP	–	P	P
ANDROID AUTO <sup>™13</sup> – Included with 8.4-inch radios	RF5	–	P	P
SPEAKER SYSTEMS – Premium I (available with Uconnect 8.4-inch radios; not available with Uplifter Electronic Interface Module)	RCK	–	O	O
– Six speakers; standard on Crew Cab Tradesman model	RCG	–	•	•
– Two speakers; standard on Regular Cab	RCB	•	–	–
RADIO 3.0 – AM/FM with Media Hub (USB, auxiliary jack)	RA1	•	•	–
UCONNECT 3.0 RADIO – AM/FM/Integrated Voice Command <sup>14</sup> with Bluetooth and Media Hub (USB, auxiliary jack)	UA1	O	O	–

## 2018 RAM 3500/4500/5500 CHASSIS CAB BUYER'S GUIDE (CONTINUED)

### UCONNECT® / MULTIMEDIA (continued)

	SALES CODES	TRADESMAN® REG./CREW	SLT REG./CREW	LARAMIE® CREW
	A	G	H	
UCONNECT 3 WITH 5-INCH DISPLAY RADIO — AM/FM, Media Hub (USB, auxiliary jack), global positioning system, Integrated Voice Command <sup>14</sup> with Bluetooth® and SiriusXM® Satellite Radio <sup>15</sup>	RA2	0	0	—
UCONNECT 4C WITH 8.4-INCH DISPLAY RADIO — AM/FM, Media Hub (USB, auxiliary jack), global positioning system, Integrated Voice Command <sup>14</sup> with Bluetooth, SiriusXM Satellite Radio <sup>15</sup> and Rcall/Ecall (required for Heated Seats and Wheel Group)	UAS	—	0	•
UCONNECT 4C NAV WITH 8.4-INCH DISPLAY RADIO — AM/FM, Media Hub (USB, auxiliary jack), GPS Navigation, Integrated Voice Command <sup>14</sup> with Bluetooth, SiriusXM Satellite Radio <sup>15</sup> Rcall/Ecall and HD radio (required for Heated Seats and Wheel Group)	UAQ	—	0	0

### SAFETY & SECURITY

AIR BAGS <sup>19</sup> — Multistage front	C63	•	•	•
— Driver's only	C6T	0	0	—
BRAKES — Power-assisted 4-wheel antilock disc	BRT	•	•	•
DOT-COMPLIANT ROADSIDE SAFETY KIT — Includes DOT fire extinguisher, three reflecting triangles, two Red vinyl flags and spare fuses	ACL	0	0	0
ELECTRONIC STABILITY CONTROL (ESC) <sup>8</sup> SYSTEM	BNB	•	•	•
PARKSENSE <sup>®</sup> FRONT AND REAR PARK ASSIST SYSTEM <sup>20</sup> — Requires Chrome Appearance Group and fog lamps on Tradesman models, or fog lamps on SLT models)	XAG	0	0	0
PARKSENSE REAR PARK ASSIST SYSTEM <sup>20</sup>	XAA	0	0	0
PARKVIEW <sup>®</sup> REAR BACK-UP CAMERA <sup>20</sup> — Shipped loose in cab, installed by the upfitter in the ideal location as determined by upfitter and owner (image is displayed in the rearview mirror with UA1; all other radios will include the camera display on-screen; standard on Ram 3500 SRW; optional on Ram 3500 DRW and 4500/5500 Chassis Cab models)	XAC	+/0	+/0	+/0
RED SEAT BELTS — Regular Cab models only (not available on Ram 3500 SRW 10K GVWR models)	C6Q	0	0	—
REMOTE KEYLESS ENTRY — Controls for power door locks, illuminated entry system and panic alarm; includes two transmitters (included with Power and Remote Entry Group)	GXM	P/0	•	•
REMOTE START SYSTEM — Requires automatic transmission; included with available automatic transmission on Laramie	XBM	—	0	P
SEAT BELTS — Front, shoulder height-adjustable	C6D	•	•	•
SECURITY ALARM — Detects break-in	LSA	—	0	•
SENTRY KEY <sup>®</sup> THEFT DETERRENT SYSTEM — Engine immobilizer	GXX	•	•	•
TIRE PRESSURE MONITORING — Packaged with Ram 3500 SRW 10K GVWR models	XGM	P	P	P
— Selective Tire Pressure Display (available only on Ram 3500 models over 10K GVWR)	XBT	0	0	0
TRAILER BRAKE CONTROLLER — Fully integrated electronic	XHC	0	0	0

### PACKAGES / EQUIPMENT GROUPS

AMBULANCE PREP GROUP — Includes 220-amp alternator, voltage monitoring auto idle-up system and Upfitter Electronic Interface Module (VSIM)	AH2	0	0	0
CHROME APPEARANCE GROUP — Includes chrome front bumper and grille surround and chrome wheel covers on 3500 models; chrome grille and chrome front bumper on 4500/5500 models	AMP	0	—	—
COLD WEATHER GROUP — Includes engine block heater and winter front grille cover (requires 6.7L Cummins® Turbo Diesel)	ADE	0	0	0
CONVENIENCE GROUP — Includes auto-dimming rearview mirror, rain-sensing wipers, Auto High-Beam Headlamp Control, remote proximity keyless entry and Keyless Enter 'n Go <sup>™</sup> (not available with manual transmission)	ADC	—	—	0
HEATED SEATS AND WHEEL GROUP — Includes heated cloth front seats and heated leather-wrapped steering wheel (optional with *M9 and *MJ seats; requires Uconnect® 4C or 4C NAV radios)	AGF	—	0	—
HEAVY-DUTY FRONT SUSPENSION GROUP — Included with Heavy-Duty Snowplow Prep Group; 4500/5500 models only	AZB	0/P	0/P	0/P
HEAVY-DUTY SNOWPLOW PREP GROUP — Includes 220-amp alternator, transfer case skid plate (3500 models require 4x4), and heavy-duty front suspension (4500, 5500 models only)	AHD	0	0	0
LUXURY GROUP — Includes 7.4-inch Electronic Vehicle Information Center, leather-wrapped steering wheel with audio controls, sun visors with illuminated vanity mirrors, glove box lamp, underhood lamp, rear dome lamp with on/off switch, overhead console, rear power sliding window (Crew Cab models) and Universal Garage Door Opener (requires Uconnect 3, 4C or 4C NAV)	ADA	—	0	—
MAX TOW PACKAGE — On 4500/5500 models: includes underbody thermal protection, 4.88 axle ratio and transmission software calibration; on 3500 models: includes dual transmission oil cooler, underbody thermal protection, 4.10 axle ratio, transmission software calibration and aluminum rear differential cover (requires diesel engine with automatic transmission and trailer brake controller; not available on 3500 SRW)	AHQ	0	0	0
PAYLOAD UPGRADE PACKAGE — Includes 19K GVWR with 60-inch CA, 19.5K GVWR with 84-, 108- and 120-inch CA, 4.88 rear axle ratio (5500 with 6.4L only)	AH5	0	0	0
POWER ACCESSORY GROUP — Includes power windows, premium vinyl door trim, power door locks and power adjustable exterior trailer-tow mirrors with turn signals indicators (Regular Cab models only)	AJW	0	—	—
POWER AND REMOTE ENTRY GROUP — Includes power windows, premium vinyl door trim, power door locks, power-adjustable exterior trailer-tow mirrors with turn signals indicators and remote keyless entry (Regular Cab models only)	AJH	0	—	—
POWER TAKE-OFF PREP GROUP — Includes hard-wire remote start if equipped with AISIN <sup>®</sup> transmission; includes split-shaft PTO capability if equipped with the 6.7L Cummins Turbo Diesel engine	LBN	0	0	0
POWER TAKE-OFF PREP GROUP (LEFT SIDE) — Includes hard-wire remote start if equipped with AISIN transmission; includes split-shaft PTO capability if equipped with the 6.7L Cummins Turbo Diesel engine	LBV	0	0	0
REAR INTERIOR TRIM DELETE GROUP — Includes front center-seat delete, rear floor storage tray delete and cab-back trim panel delete (Regular Cab models only)	AS8	0	0	—
ROLLBACK CARRIER GROUP — Includes voltage monitoring auto idle-up system (5500 120-CA Regular Cab models only; requires 22-gallon mid-ship fuel tank, Power Take-Off Prep Group and 220-amp alternator)	AH1	0	0	—
SINGLE-REAR-WHEEL GROUP — Standard on Ram 3500 SRW 10K GVWR models; available on 3500 over 10K GVWR models; not available on 4500/5500 models)	AR9	+/0	+/0	+/0

### RAM 3500 CHASSIS CAB MAX JOB RATING INFORMATION\*

3500 DF 10K GVWR SRW	POWERTRAIN		Regular Cab 60" CA (4x2 / 4x4) SRW	Crew Cab 60" CA (4x2 / 4x4) SRW	
	6.4L HEMI <sup>®</sup> V8	66RFE 6-SPEED AUTOMATIC TRANSMISSION	MAX GVWR	10,000	10,000
MAX PAYLOAD			4,200 / 3,960	3,760 / 3,440	
MAX GAWR FRONT			5,500	5,500	
MAX GAWR REAR			6,800	6,800	
MAX TOWING			15,050 / 14,810	14,610 / 14,290	
6.4L HEMI V8		AISIN <sup>®</sup> HEAVY-DUTY 6-SPEED AUTOMATIC TRANSMISSION	MAX GVWR	10,000	10,000
			MAX PAYLOAD	4,070 / 3,830	3,630 / 3,310
			MAX GAWR FRONT	5,500	5,500
			MAX GAWR REAR	6,800	6,800
			MAX TOWING	17,920 / 17,680	17,480 / 17,160
6.7L CUMMINS <sup>®</sup> TURBO DIESEL	656 6-SPEED MANUAL TRANSMISSION	MAX GVWR	10,000	10,000	
		MAX PAYLOAD	3,600 / 3,350	3,160 / 2,840	
		MAX GAWR FRONT	6,000	6,000	
		MAX GAWR REAR	6,800	6,800	
		MAX TOWING	17,450 / 17,200	17,010 / 16,690	
	6.7L CUMMINS TURBO DIESEL	AISIN HEAVY-DUTY 6-SPEED AUTOMATIC TRANSMISSION	MAX GVWR	10,000	10,000
			MAX PAYLOAD	3,430 / 3,180	2,990 / 2,670
			MAX GAWR FRONT	6,000	6,000
			MAX GAWR REAR	6,800	6,800
			MAX TOWING	17,280 / 17,030	16,840 / 16,520
		MAX GVWR	24,000	24,000	

Weights given in lb. \*Maximum low job rating numbers are for a properly equipped vehicle with a 150-lb allowance for the driver. Additional upfits, options, equipment, passengers and cargo weights must be subtracted from tow/payload weight. Please see your dealer for additional information. CA = Cab-to-Axle length. SRW = Single Rear Wheel.

• = Standard 0 = Optional P = Part of Package — = Not available

NOTE: some features and/or applications may be late availability.

## RAM 3500/4500/5500 CHASSIS CAB JOB RATING INFORMATION

RAM 3500 CHASSIS CAB MAX JOB RATING INFORMATION*							
POWERTRAIN		Regular Cab 60" CA (4x2 / 4x4) SRW	Regular Cab 60" CA (4x2 / 4x4) DRW	Regular Cab 84" CA (4x2 / 4x4) DRW	Crew Cab 60" CA (4x2 / 4x4) SRW	Crew Cab 60" CA (4x2 / 4x4) DRW	
6.4L HEMI® V8	66RFE 6-SPEED AUTOMATIC TRANSMISSION	MAX GVWR	10,700 / 11,000	13,500	13,500	10,700 / 11,000	13,500
		MAX PAYLOAD	4,900 / 4,960	7,350 / 7,120	7,270 / 6,990	4,460 / 4,440	6,880 / 6,600
		MAX GAWR FRONT	5,500	5,500	5,500	5,500	5,500
		MAX GAWR REAR	6,800	9,850	9,850	6,800	9,850
		MAX TOWING	15,050 / 14,810	14,700 / 14,470	14,620 / 14,340	14,610 / 14,290	14,230 / 13,950
		MAX GCWR	21,000	21,000	21,000	21,000	21,000
6.4L HEMI V8	AISIN® HEAVY-DUTY 6-SPEED AUTOMATIC TRANSMISSION	MAX GVWR	10,700 / 11,000	14,000	14,000	10,700 / 11,000	14,000
		MAX PAYLOAD	4,770 / 4,830	7,720 / 7,490	7,640 / 7,360	4,330 / 4,310	7,240 / 6,970
		MAX GAWR FRONT	5,500	5,500	5,500	5,500	5,500
		MAX GAWR REAR	6,800	9,850	9,850	6,800	9,850
		MAX TOWING	17,920 / 17,680	17,570 / 17,340	17,490 / 17,210	17,480 / 17,160	17,090 / 16,820
		MAX GCWR	24,000	24,000	24,000	24,000	24,000
6.7L CUMMINS® TURBO DIESEL	G56 6-SPEED MANUAL TRANSMISSION	MAX GVWR	11,600 / 12,000	14,000	14,000	11,600 / 12,000	14,000
		MAX PAYLOAD	5,030 / 5,180	7,080 / 6,840	6,990 / 6,710	4,590 / 4,670	6,600 / 6,320
		MAX GAWR FRONT	6,000	6,000	6,000	6,000	6,000
		MAX GAWR REAR	6,800	9,850	9,850	6,800	9,850
		MAX TOWING	19,280 / 19,030	18,930 / 18,690	18,840 / 18,560	18,840 / 18,520	18,450 / 18,170
		MAX GCWR	26,000	26,000	26,000	26,000	26,000
6.7L CUMMINS HIGH OUTPUT TURBO DIESEL	AISIN HEAVY-DUTY 6-SPEED AUTOMATIC TRANSMISSION	MAX GVWR	11,600 / 12,000	14,000	14,000	11,600 / 12,000	14,000
		MAX PAYLOAD	4,870 / 5,020	6,920 / 6,680	6,830 / 6,550	4,430 / 4,510	6,440 / 6,160
		MAX GAWR FRONT	6,000	6,000	6,000	6,000	6,000
		MAX GAWR REAR	6,800	9,850	9,850	6,800	9,850
		MAX TOWING	19,120 / 18,870	23,770 / 23,530	23,680 / 23,400	18,680 / 18,360	23,290 / 23,010
		MAX GCWR	26,000	31,000	31,000	26,000	31,000

RAM 4500 CHASSIS CAB MAX JOB RATING INFORMATION*							
POWERTRAIN		Regular Cab 60" CA (4x2 / 4x4)	Regular Cab 84" CA (4x2 / 4x4)	Regular Cab 108" CA (4x2 / 4x4)	Regular Cab 120" CA (4x2 / 4x4)	Crew Cab 60" CA (4x2 / 4x4)	Crew Cab 84" CA (4x2 / 4x4)
6.4L HEMI V8 WITH AISIN HEAVY-DUTY 6-SPEED AUTOMATIC TRANSMISSION	MAX GVWR	16,500	16,500	16,500	16,500	16,500	16,500
	MAX PAYLOAD	9,660 / 9,270	9,500 / 9,120	9,350 / 9,000	9,210 / 8,940	9,080 / 8,730	8,940 / 8,640
	MAX GAWR FRONT	6,500	6,500	7,000	7,000	7,000	7,000
	MAX GAWR REAR	12,000	12,000	12,000	12,000	12,000	12,000
	MAX TOWING	19,010 / 18,620	18,850 / 18,470	18,700 / 18,350	18,560 / 18,290	18,430 / 18,080	18,290 / 17,990
	MAX GCWR	26,000	26,000	26,000	26,000	26,000	26,000
6.7L CUMMINS TURBO DIESEL WITH G56 6-SPEED MANUAL TRANSMISSION	MAX GVWR	16,500	16,500	16,500	16,500	16,500	16,500
	MAX PAYLOAD	8,920 / 8,560	8,730 / 8,350	8,640 / 8,230	8,560 / 8,170	8,310 / 7,960	8,170 / 7,870
	MAX GAWR FRONT	7,250	7,250	7,250	7,250	7,250	7,250
	MAX GAWR REAR	12,000	12,000	12,000	12,000	12,000	12,000
	MAX TOWING	20,270 / 19,910	20,080 / 19,700	19,990 / 19,580	19,910 / 19,520	19,660 / 19,310	19,520 / 19,220
	MAX GCWR	28,000	28,000	28,000	28,000	28,000	28,000
6.7L CUMMINS HIGH OUTPUT TURBO DIESEL WITH AISIN HEAVY-DUTY 6-SPEED AUTOMATIC TRANSMISSION	MAX GVWR	16,500	16,500	16,500	16,500	16,500	16,500
	MAX PAYLOAD	8,800 / 8,400	8,570 / 8,190	8,480 / 8,070	8,400 / 8,010	8,150 / 7,800	8,010 / 7,710
	MAX GAWR FRONT	7,250	7,250	7,250	7,250	7,250	7,250
	MAX GAWR REAR	12,000	12,000	12,000	12,000	12,000	12,000
	MAX TOWING	25,650 / 25,250	25,420 / 25,040	25,330 / 24,920	25,250 / 24,860	25,000 / 24,650	24,860 / 24,560
	MAX GCWR	33,500	33,500	33,500	33,500	33,500	33,500

RAM 5500 CHASSIS CAB MAX JOB RATING INFORMATION*							
POWERTRAIN		Regular Cab 60" CA (4x2 / 4x4)	Regular Cab 84" CA (4x2 / 4x4)	Regular Cab 108" CA (4x2 / 4x4)	Regular Cab 120" CA (4x2 / 4x4)	Crew Cab 60" CA (4x2 / 4x4)	Crew Cab 84" CA (4x2 / 4x4)
6.4L HEMI V8 WITH AISIN HEAVY-DUTY 6-SPEED AUTOMATIC TRANSMISSION	MAX GVWR	19,000	19,500	19,500	19,500	19,000	19,500
	MAX PAYLOAD	12,110 / 11,740	12,480 / 12,100	12,310 / 11,960	12,260 / 11,880	11,600 / 11,220	11,910 / 11,550
	MAX GAWR FRONT	6,500	6,500	7,000	7,000	7,000	7,000
	MAX GAWR REAR	13,500	13,500	13,500	13,500	13,500	13,500
	MAX TOWING	18,960 / 18,590	18,830 / 18,450	18,660 / 18,310	18,610 / 18,230	18,450 / 18,070	18,260 / 17,900
	MAX GCWR	26,000	26,000	26,000	26,000	26,000	26,000
6.7L CUMMINS TURBO DIESEL WITH G56 6-SPEED MANUAL TRANSMISSION	MAX GVWR	19,000	19,500	19,500	19,500	19,000	19,500
	MAX PAYLOAD	11,390 / 10,990	11,790 / 11,360	11,700 / 11,220	11,610 / 11,140	10,830 / 10,480	11,140 / 10,810
	MAX GAWR FRONT	7,250	7,250	7,250	7,250	7,250	7,250
	MAX GAWR REAR	13,500	13,500	13,500	13,500	13,500	13,500
	MAX TOWING	20,240 / 19,840	20,140 / 19,710	20,050 / 19,570	19,960 / 19,490	19,680 / 19,330	19,490 / 19,160
	MAX GCWR	28,000	28,000	28,000	28,000	28,000	28,000
6.7L CUMMINS HIGH OUTPUT TURBO DIESEL WITH AISIN HEAVY-DUTY 6-SPEED AUTOMATIC TRANSMISSION	MAX GVWR	19,000	19,500	19,500	19,500	19,000	19,500
	MAX PAYLOAD	11,250 / 10,830	11,630 / 11,200	11,540 / 11,060	11,450 / 10,980	10,670 / 10,320	10,980 / 10,910
	MAX GAWR FRONT	7,250	7,250	7,250	7,250	7,250	7,250
	MAX GAWR REAR	13,500	13,500	13,500	13,500	13,500	13,500
	MAX TOWING	30,600 / 30,180	30,480 / 30,050	30,390 / 29,910	30,300 / 29,830	30,020 / 29,670	29,830 / 29,760
	MAX GCWR	38,500	38,500	38,500	38,500	38,500	38,500

Weights given in lb. \*Maximum tow job rating numbers are for a properly equipped vehicle with a 150-lb allowance for the driver. Additional upfits, options, equipment, passengers and cargo weights must be subtracted

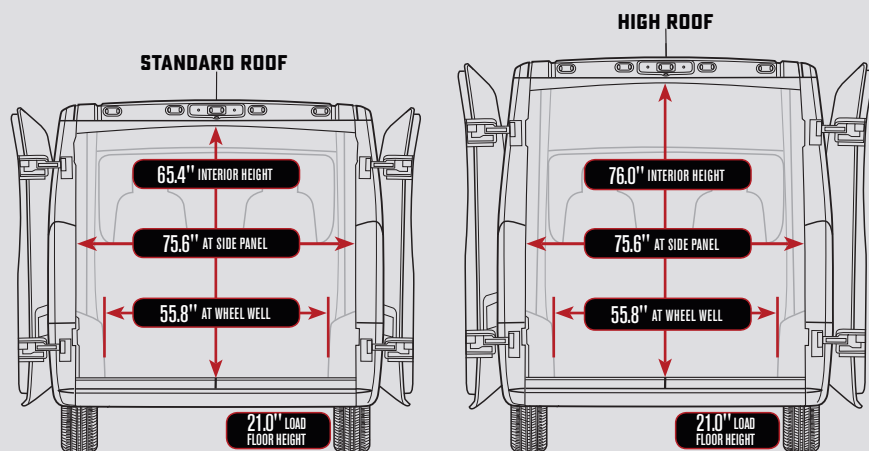
from tow/payload weight. Please see your dealer for additional information. CA = Cab-to-Axle length. SRW = Single Rear Wheel. DRW = Dual Rear Wheel.

# RAM PROMASTER® VAN

# RAM PROMASTER® CUTAWAY/CHASSIS CAB



## PROMASTER VAN ROOF OPTIONS



**303.7** CUBIC FEET  
MAX CARGO AREA

Meets SAE J1100 requirements.

**462.8** CUBIC FEET  
MAX CARGO AREA

Meets SAE J1100 requirements.



**16-inch Painted Steel Wheel with Center Cap**  
Standard for Ram ProMaster 1500/2500/3500 (WCS and WMM)



**16-inch Steel Wheel with Optional Cover**  
Optional for Ram ProMaster 1500/2500/3500 (W6A)



**16-inch Aluminum Wheel**  
Optional for Ram ProMaster 1500/2500/3500 (WDN)

## 2018 RAM PROMASTER 1500/2500/3500 CARGO VAN AND 3500 CUTAWAY/CHASSIS CAB BUYER'S GUIDE

	SALES CODE	CARGO VAN	CHASSIS CAB	CUTAWAY
		2TA	2TA	2TA
<b>ENGINE / TRANSMISSION</b>				
3.6L Pentastar® V6 / 6-speed automatic	ERB	•	•	•
<b>MECHANICAL FEATURES</b>				
ADDITIONAL KEY FOBBS – Two	GXK	0	0	0
ALTERNATOR – 180-amp	BAD	•	–	–
– 220-amp	BAJ	0	•	•
AUXILIARY FUEL TAP	XFZ	•	•	•
BATTERY – 80D-amp, maintenance-free	BCY	•	•	•
– Auxiliary Power Connector	BC1	•	•	•
BULB-OUT – Detection Defeat for LED	LB6	–	0	0
CRUISE CONTROL	NHM	0	0	0
ELECTRONIC STABILITY CONTROL <sup>6</sup>	BNB	•	•	•
ELECTRONIC VEHICLE TRACKING SYSTEM – By Mopar <sup>®</sup>	AES	0	0	0
ENGINE BLOCK HEATER	NHK	0	0	0
FUEL TANK – 24-gallon	NFE	•	•	•
FULL-SIZE SPARE TIRE	TBB	•	•	•
POWER STEERING	SBA	•	•	•
SPEED LIMITER – Dealer-activated, 60-mph, 65-mph, 70-mph and 77-mph	NHR	•	•	•
SUSPENSIONS – Heavy-duty (2500/3500)	SDB	•	–	–
– Light-duty (118-inch WB 1500 models only)	SDA	•	–	–
– Medium-duty (136-inch WB 1500 models only)	SDJ	•	–	–
– Premium heavy-duty (3500 models only)	SDD	0	•	•
TEMPORARY SPARE TIRE MOUNT	TBA	–	0	0
<b>EXTERIOR FEATURES</b>				
CAB-BACK WALL – With window	GEV	–	•	–
CHROME GRILLE – Included with Premium Appearance Group	MFE	P	P	P
DAYTIME RUNNING LAMPS	LMK	0	0	0
DOORS, REAR – 260-degree-opening with fixed glass	GLB	0	–	–
DOORS, SIDE – Left-side with fixed window and grate (not available on 118-inch WB)	6KD	0	–	–
– Left-side with no glass (not available on 118-inch WB)	GKE	0	–	–
– Right-side with fixed window and grate	GKB	0	–	–
– Right-side with no glass	GKA	•	–	–
EXTENDED WIRING – Taillamp	XGF	–	•	•

\* = Standard 0 = Optional P = Part of Package – = Not available  
NOTE: some features and/or applications may be late availability.



## 2018 RAM PROMASTER 1500/2500/3500 CARGO VAN AND 3500 CUTAWAY/CHASSIS CAB BUYER'S GUIDE (CONTINUED)

### EXTERIOR FEATURES (continued)

	SALES CODE	CARGO VAN	CHASSIS CAB	CUTAWAY
		2TA	2TA	2TA
<b>FRONT FOG LAMPS</b> — Included with Premium Appearance Group	LNJ	P	P	P
<b>FRONT LICENSE PLATE BRACKET</b>	MDA	O	O	O
<b>HALOGEN HEADLAMPS</b>	LMA	*	*	*
<b>MIRRORS</b> — Wide exterior mirrors; 96-inch (Includes power heated mirrors on Cargo Van models)	XZP	P	*	*
— Manual-adjustable/manual folding	GTP	*	*	*
— Power-adjustable/power folding, heated	GTR	O	—	—
— Wide power-heated exterior mirrors; 96-inch	GTB	O	O	O
<b>ROOF CLEARANCE LAMPS</b> — Deletes the front clearance lamps	L7B	—	O	O
— Front	LNC	*	*	*
— Rear	LNG	*	—	—
<b>SPLASH GUARDS</b> — Set of four; by Mopar®	MKN	O	—	—
<b>STEP</b> — Rear bumper extension; by Mopar (not available with Trailer Tow Group; see your dealer for availability)	MDM	O	—	—
— Sliding door, step left-side; by Mopar (late availability)	MR3	O	—	—
— Sliding door, step right-side; by Mopar (late availability)	MRZ	O	—	—
<b>WHEELS</b> — 16-inch aluminum	WON	O	O	O
— 16-inch Silver painted steel with center cap	WCS	*	*	*
— 16-inch Silver painted steel with full wheel cover	WGA	O	O	O
<b>WINDOW DEFROSTER</b> — Rear (requires rear doors with glass on Cargo Vans)	GFA	O	—	—

### INTERIOR FEATURES

	SALES CODE	CARGO VAN	CHASSIS CAB	CUTAWAY
		2TA	2TA	2TA
<b>12-VOLT AUXILIARY POWER OUTLET</b> — Front	JJJ	*	*	*
— Rear	JKP	O	—	—
<b>AIR CONDITIONING</b> — Delete air conditioning; heater only	HCD	O	O	O
— Manually controlled, with heat	HAA	*	*	*
— Rear Heater Air Conditioning Prep Package (not available with air conditioning delete)	HOG	O	O	O
<b>ASSIST HANDLE</b> — Rear doors; by Mopar	CSR	O	—	—
<b>AUXILIARY UPFITTER SWITCHES</b> — Two	LHL	O	O	O
<b>CARGO AREA LIGHTING</b> — LED; by Mopar	LCP	O	—	—
<b>CARGO COMPARTMENT FLOOR MAT</b> — By Mopar	CKL	O	—	—
<b>CARGO LAMPS</b> — Rear incandescent	LPE	*	—	—
<b>CARGO PARTITION</b> — None (standard)	CTP	*	—	—
— With sliding window	XJ1	O	—	—
— Without window	CWC	O	—	—
<b>CARGO TIE-DOWNS</b> — Floor		*	—	—
— Side wall	CXT	*	—	—
<b>FRONT WALK-THRU MAT</b> — Carpet; by Mopar (not available with passenger double seat)	GCL	O	—	—
— Slush; by Mopar (not available with passenger double seat)	CGK	O	—	—
<b>HIGH HEADLINER</b> — By Mopar (not available on Low Roof models; restrictions apply; see your dealer for details)	CHD	O	—	—
<b>INSTRUMENT PANEL WITH BRIGHT BEZELS</b>	JBD	O	O	O
<b>POWER DOOR LOCKS</b> — Speed-sensitive	JPH	*	*	*
<b>SEATING SURFACES</b> — Cloth	*A7	*	*	*
— Vinyl (not available with swivel seats)	*B7	O	O	O
<b>SEATS</b> — Four-way manually adjustable driver's and front-passenger bucket	C0N/C0T	*	*	*
— Driver's six-way adjustable with lumbar adjuster (not available with driver's suspension seat or passenger swivel seat)	CDL	O	O	O
— Driver's and passenger six-way adjustable with lumbar adjuster (not available with passenger double seat, driver's swivel seat or driver's suspension seat)	CDU	O	O	O
— Driver's suspension (not available with driver's swivel seat, heated driver's seat or six-way adjustable seat)	CXK	O	O	O
— Driver's swivel (requires cloth seating surfaces, not available with six-way adjustable seats or cargo partition)	CEA	O	O	O
— Heated driver's (requires six-way adjustable driver's seat; not available with driver's swivel seat)	CMB	O	O	O
— Heated passenger (requires six-way adjustable driver/passenger seats)	CMC	O	O	O
— Passenger double (requires four-way or six-way adjustable driver's seat)	CAA	O	O	O
— Passenger-seat delete (includes deactivate passenger air bag and passenger seat belt mount delete)	CD9	O	O	O
— Passenger swivel (requires cloth seating surfaces and driver's swivel seat; not available with cargo partition or heated seat)	CHR	O	O	O
<b>SPRAY-ON FLOOR LINER</b> — By Mopar	XMF	O	—	—
<b>STEERING COLUMN</b> — Telescoping	SUC	*	*	*
<b>STEERING WHEEL</b> — Leather-wrapped	SDC	O	O	O
<b>STORAGE</b> — Locking glove box (included with Interior Convenience Group)	JKA	P	P	P
— Shelf above roof trim (included with Interior Convenience Group)	JTA	P	P	P
— Rear-door storage net (included with Interior Convenience Group)	CKR	P	—	—
<b>TIRE PRESSURE MONITORING LIGHT</b>	XGM	*	*	*
<b>UPFIT INTERFACE CONNECTORS</b> — Included with Rear-Speaker Wiring Prep	BC3	*	*	*
<b>WALL PANELS</b> — Upper-side (includes lower side)	GTE	O	—	—
— Lower side only	CMG	O	—	—
<b>WINDOWS</b> — Power with one-touch down feature	JPY	*	*	*
— Window guards, rear (not available on Standard Roof Cargo Vans)	XGC	O	—	—
<b>WINDSHIELD DOCUMENT HOLDER</b> — Included with Interior Convenience Group	CU6	P	P	P
<b>WOOD FLOOR</b> — Rear	CME	O	—	—

\* = Standard O = Optional P = Part of Package — = Not available  
NOTE: some features and/or applications may be late availability.

### UCONNECT® / MULTIMEDIA

	SALES CODE	CARGO VAN	CHASSIS CAB	CUTAWAY
		2TA	2TA	2TA
<b>MOPAR® WEB WIFI HOTSPOT</b> <sup>21</sup>	XJU	O	O	O
<b>REAR-SPEAKER WIRING PREP</b> — Includes upfit interface connectors	RED	*	*	*
<b>SIRIUSXM® SATELLITE RADIO</b> <sup>18</sup>	RSD	O	O	O
<b>UCONNECT 3 WITH 5-INCH DISPLAY</b> — Includes Media Hub with USB and auxiliary input steering wheel-mounted audio controls	UAA	*	*	*
<b>UCONNECT 3 NAV WITH 5-INCH DISPLAY</b> — Includes Navigation	UAB	O	O	O
<b>AIR BAGS</b> <sup>19</sup> — Advanced driver and front-passenger	CG3	*	*	*
— Supplemental side-curtain front	CJ4	*	*	*
— Supplemental front-seat side	CJ1	*	*	*
<b>DOT-COMPLIANT ROADSIDE SAFETY KIT</b> — By Mopar; includes DOT fire extinguisher, three reflecting triangles, two Red vinyl flags and spare fuses	ACL	O	O	O
<b>PARKSENSE® REAR PARK ASSIST</b> <sup>20</sup>	XAA	O	—	—
<b>PARKVIEW® REAR BACK-UP CAMERA</b> <sup>20</sup>	XAC	*	—	—
<b>REAR BACK-UP CAMERA KIT</b> <sup>20</sup>	XA3	—	*	*
<b>REMOTE KEYLESS ENTRY</b>	GXM	*	*	*
<b>REMOTE START</b> — By Mopar	JJL	O	O	O
<b>SECURITY ALARM</b> — Detects break-in	LSA	O	O	O

### PACKAGES / EQUIPMENT GROUPS

	SALES CODE	CARGO VAN	CHASSIS CAB	CUTAWAY
		2TA	2TA	2TA
<b>INTERIOR CARGO SHELF PACKAGE</b> — By Mopar (requires cargo partition or cargo partition with sliding window)	CWN	O	—	—
<b>INTERIOR CONVENIENCE GROUP</b> — Includes locking glove box, shelf above roof trim, underseat storage tray, rear-door storage net (Cargo Van only) and windshield document holder	AJV	O	O	O
<b>PREMIUM APPEARANCE GROUP</b> — Includes chrome grille and fog lamps	ALU	O	O	O
<b>TRAILER TOW GROUP</b> — Includes Class IV hitch receiver with 4- and 7-pin wiring harness	ART	O	—	—

## 2018 RAM PROMASTER: TOWING AND PAYLOAD 1500/2500/3500 CARGO VAN; 3500 CUTAWAY/CHASSIS CAB

CAPABILITY	CARGO VAN					
	1500		2500		3500	
	118" WB	136" WB	136" WB	159" WB	159" WB	159" WB, EXTENDED
	STANDARD ROOF	STANDARD ROOF	HIGH ROOF	HIGH ROOF	HIGH ROOF	HIGH ROOF
<b>GVWR (lb)</b>	8,550	8,550	8,550	8,900	8,900	9,350
<b>GCWR (lb)</b>	11,500	11,500	11,500	11,500	11,500	11,500
<b>BASE CURB WEIGHT (lb)</b>	4,551	4,650	4,776	4,756	4,883	4,912
<b>MAXIMUM PAYLOAD* (lb)</b>	4,000	3,900	3,770	4,140	4,020	4,440
<b>FRONT GAWR (lb)</b>	4,629	4,629	4,629	4,629	4,629	4,629
<b>REAR GAWR (lb)</b>	5,004	5,291	5,291	5,291	5,291	5,291
<b>CURB-TO-CURB TURNING (ft)</b>	36.3	40.7	40.7	40.7	46.8	46.8
<b>MAXIMUM TOWING<sup>2</sup> (lb)</b>	5,100	5,100	5,100	5,100	5,100	5,100

CAPABILITY	CHASSIS CAB			CUTAWAY		
	3500			3500		
	136" WB	159" WB	159" WB, EXTENDED	136" WB	159" WB	159" WB, EXTENDED
<b>GVWR (lb)</b>	9,350	9,350	9,350	9,350	9,350	9,350
<b>GCWR (lb)</b>	11,500	11,500	11,500	11,500	11,500	11,500
<b>BASE CURB WEIGHT (lb)</b>	4,175	4,214	4,243	4,114	4,145	4,194
<b>MAXIMUM PAYLOAD* (lb)</b>	5,180	5,140	5,110	5,240	5,210	5,160
<b>FRONT GAWR (lb)</b>	4,629	4,629	4,629	4,629	4,629	4,629
<b>REAR GAWR (lb)</b>	5,291	5,291	5,291	5,291	5,291	5,291
<b>CURB-TO-CURB TURNING (ft)</b>	40.7	46.8	46.8	40.7	46.8	46.8
<b>MAXIMUM TOWING<sup>2</sup> (lb)</b>	5,100	5,100	5,100	5,100	5,100	5,100

\*Max payload based on body model, GVWR class; when properly equipped. <sup>2</sup>When properly equipped.

# RAM PROMASTER CITY®



**— AMERICA'S  
MOST EFFICIENT  
WORK VAN 22**



**16-inch Steel Wheel with Center Cap**  
Standard on Tradesman® Cargo Van/Wagon  
(WDL/WME)



**16-inch Steel Wheel with  
Full-Painted Silver Wheel Cover**  
Standard on Tradesman SLT  
Cargo Van/Wagon SLT  
Packaged with Taxi Cab Package  
Optional on Tradesman Cargo Van/Wagon  
(WCS/WGA)



**16-inch Aluminum Wheel**  
Available on Tradesman SLT  
Cargo Van/Wagon SLT  
(WDN)

## 2018 RAM PROMASTER CITY® BUYER'S GUIDE

### ENGINE / TRANSMISSION

2.4L Tigershark® MultiAir® 2 I-4 / 9-speed automatic

SALES CODE	TRADESMAN®	TRADESMAN	WAGON	WAGON SLT
	CARGO VAN	SLT CARGO VAN		
	2TC	2TD	2TA	2TB

EDG/DFH	*	*	*	*
---------	---	---	---	---

### MECHANICAL FEATURES

ALTERNATOR — 160-amp	BAB	*	*	*	*
BATTERY — 700-amp, maintenance-free	BC8	*	*	*	*
BRAKES — 4-wheel antilock	BGK	*	*	*	*
ELECTRONIC VEHICLE TRACKING SYSTEM (EVTS) — By Mopar®	XDJ	0	0	0	0
FUEL TANK — 16-gallon	NFZ	*	*	*	*
TIRE SERVICE KIT — Includes tire sealant and portable air compressor	XAH	*	*	*	*
UPFIT INTERFACE CONNECTOR — Included with Taxi Cab Package on Wagon (late availability)	BC3	0	0	P	0

### EXTERIOR FEATURES

BODYSIDE MOLDING — Black	MJA	*	*	*	*
BUMPERS — Front and rear in Black	MLM	*	*	*	*
— Front and rear in body-color	MLA	*	*	*	*
CROSSBARS — Three Bar Utility; by Mopar (not available with Roof Rack Side Rails)	MWM	0	0	0	0
DAYTIME RUNNING LAMPS	LAK	0	0	0	0
DOORS — Rear hinged doors with fixed glass and sliding side doors with vented glass (Wagon models only)	GC4	—	—	*	*
— Rear hinged doors with fixed glass, sliding side doors with vented glass (Cargo Van models only; includes side window grates with no partition)	GC3	0	0	—	—
— Rear hinged doors with fixed glass	GC2	0	0	*	*
— Side sliding right door with vented glass (passenger-side only); packaged with rear hinged doors with fixed glass and sliding side doors with vented glass (includes window grate with no partition)	GKP	0/P	0/P	—	—
— Side sliding left door with vented glass (driver side only); packaged with rear hinged doors with fixed glass and sliding side doors with vented glass (includes window grate with no partition)	GKR	0/P	0/P	—	—
— Rear doors with 180-degree opening	GLE	*	*	*	*
— Side and rear doors with solid panels	GC1	*	*	*	*
FOG LAMPS — Front (requires Lights and Wheels Group)	LNJ	—	P	—	P
GLASS — Deep-tint (not available on Cargo Van models with side sliding rear doors with solid panels)	GEG	0	P	0	*
Headlamps — Halogen	LMA	*	*	*	*
MIRRORS — Remote, manual-adjustable	GTZ	*	*	*	*
— Power-adjustable, folding, heated with body-color caps	GTS	—	*	—	*
ROOF RACK — Side Rails; by Mopar	MWE	0	0	0	0
ROOF RACK CROSSBARS — By Mopar (requires Roof Rack Side Rails)	MWF	0	0	0	0
SPLASH GUARDS — Set of four; by Mopar	MKN	0	0	0	0
TIRES — 215/55R16XL BSW All-Season	TMC	*	*	*	*
WHEELS — 16-inch steel painted Silver with center cap	WDL	*	*	*	*
— 16-inch steel painted Black with full-painted Silver wheel covers (included with Taxi Cab Package)	WGA/WCS	0	*	0/P	*
— 16-inch aluminum (requires Lights and Wheels Group)	WDN	—	P	—	P
— Full-size spare tire	TBB	0	0	0	0
— Full-size spare tire and inflator kit	ACF	0	0	0	0

### INTERIOR FEATURES

AIR CONDITIONING	HAA	*	*	*	*
DOOR LOCKS — Power, speed-sensitive	JPH	*	*	*	*
FLOOR MATS — Front and Rear Carpet; by Mopar	CLE	—	—	0	0
— Front and Rear Slush; by Mopar	CLF	—	—	0	0
— Front Carpet; by Mopar	CLC	0	0	—	—
— Front Slush; by Mopar	CLY	0	0	—	—
LIGHTING — Map/courtesy/cargo lamps incandescent	LBC	*	*	*	*
— Cargo area, LED; by Mopar	LCP	0	0	—	—
SEATS — 60/40 Fold-and-Tumble three-person rear bench	CFE	—	—	*	*
— Cloth low-back bucket with manual adjuster	*B7	*	*	*	*
— Heated front (included with Popular Equipment Group)	JPM	—	P	—	P
— Premium cloth bucket with driver-side manual lumbar and height adjusters	*C7	—	*	—	*
— Premium vinyl bucket with driver-side manual lumbar and height adjusters and passenger-side manual lumbar adjuster (included with Taxi Cab Package on Wagon; late availability)	*N7	0	0	0/P	0
SPEED CONTROL	NHM	0	*	0	*
STEERING COLUMN — Tilt/telescoping	SUD	*	*	*	*
STEERING WHEEL — Base	SCK	*	—	*	—
— Leather-wrapped with audio controls (included with Uconnect® 3 NAV with 5-inch display)	SC6	P	*	P	*
WINDOWS — Front, power with one-touch up/down	JP3	*	*	*	*
— Second-row power (included with Popular Equipment Group and Taxi Cab Package)	JP6	—	P	P	P

\* = Standard 0 = Optional P = Part of Package — = Not available

NOTE: some features and/or applications may be late availability.

## 2018 RAM PROMASTER CITY® BUYER'S GUIDE (CONTINUED)

### UCONNECT® / MULTIMEDIA

MOPAR® WEB WIFI HOTSPOT<sup>21</sup>

SIRIUSXM® SATELLITE RADIO<sup>16</sup>

SPEAKERS — Four

— Six (packaged with Popular Equipment Group)

UCONNECT 3 WITH 5-INCH DISPLAY — Includes AM/FM and Integrated Voice Command<sup>14</sup> with Bluetooth®

— Uconnect 3 NAV with 5-inch display and Navigation; includes AM/FM/NAV

### SAFETY & SECURITY

AIR BAGS<sup>19</sup> — Front driver and passenger

— Driver inflatable knee bolster

— Supplemental front-seat side

— Supplemental side-curtain for first and second row

— Supplemental side-curtain for first row

DOT-COMPLIANT ROADSIDE SAFETY KIT — By Mopar; includes DOT fire extinguisher, three reflecting triangles, two Red vinyl flags and spare fuses

ELECTRONIC STABILITY CONTROL (ESC)<sup>8</sup> — Includes All-Speed Traction Control, Brake Assist, Brake-Lock Differential, Electronic Roll Mitigation, Hill Start Assist and Trailer Sway Damping<sup>9</sup>

PARKSENSE® REAR PARK ASSIST<sup>20</sup>

PARKVIEW® REAR BACK-UP CAMERA<sup>20</sup>

REMOTE KEYLESS ENTRY

REMOTE START SYSTEM — By Mopar

TIRE PRESSURE MONITORING (TPM) SYSTEM — Warning lamp

### PACKAGES / EQUIPMENT GROUPS

CARGO PARTITION PACKAGE — No window (includes rear wall trim)

— With window (includes rear wall trim)

LIGHTS AND WHEELS GROUP — Includes front fog lamps and 16-inch aluminum wheels

POPULAR EQUIPMENT GROUP — Includes heated front seats, 2nd-row power window and six speakers (Wagon models); not available with sliding side and rear doors with solid panels on Cargo Van models

REAR WIPER/WASHER/DEFROSTER GROUP — Includes rear window defroster and rear window wiper/washer (packaged with Taxi Cab Package; requires deep-tint sunscreen glass; not available with sliding side and rear doors with solid panels)

TAXI CAB PACKAGE — Includes Rear Wiper/Washer/Defroster Group, premium vinyl bucket seats, upfit interface connector, two additional key fobs, Black power heated power-adjustable mirrors, 2nd-row power windows and 16-inch steel painted Black wheels with full-painted Silver wheel covers (late availability)

TRAILER TOW GROUP — Includes Class III hitch receiver with 4- and 7-pin wiring harness

SALES CODE	TRADESMAN® CARGO VAN		TRADESMAN SLT CARGO VAN		WAGON	WAGON SLT
	2TC	2TD	2TA	2TB		
XJU	0	0	0	0	0	0
RSD	0	0	0	0	0	0
RCD	*	*	*	*	*	*
RCG	—	—	—	—	P	
UAA	*	*	*	*	*	*
UAB	0	0	0	0	0	0
CGT/CBE	*	*	*	*	*	*
CGY	*	*	*	*	*	*
CJ1	*	*	*	*	*	*
CJ2	—	—	*	*	*	*
CJ4	*	*	—	—	—	—
ACL	0	0	0	0	0	0
BNB	*	*	*	*	*	*
XAA	0	0	0	0	0	0
XAC	*	*	*	*	*	*
GXM	*	*	*	*	*	*
JJL	0	0	0	0	0	0
LAB	*	*	*	*	*	*
AS1	0	0	—	—	—	—
AHA	0	0	—	—	—	—
AZK	—	0	—	0	—	0
AJY	—	0	—	0	—	0
AMF	0	0	0/P	0	0	0
AZ3	—	—	0	—	—	—
AHT	0	0	0	0	0	0

## MAXIMUM PAYLOAD AND TOWING CAPACITIES

	TRADESMAN® CARGO VAN	TRADESMAN SLT CARGO VAN	WAGON	WAGON SLT
GVWR (lb)	5,395	5,395	5,395	5,395
GCWR (lb)	5,900	5,900	5,900	5,900
CURB WEIGHT (lb)	3,512	3,512	3,682	3,682
MAXIMUM PAYLOAD (lb)	1,883	1,883	1,713	1,713
MAXIMUM TOWING* (lb)	2,000	2,000	1,867	1,867



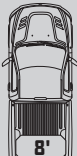
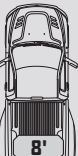
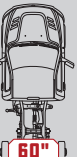


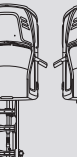





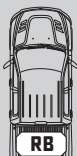
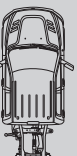




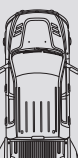
\*When properly equipped. Trailer Weight Rating and tow vehicle trailer weight are calculated as specified in SAE J2807. Driver and passenger weight = 300 lb. Trailer equipment weight: 50.7 lb for conventional hitch.



Properly secure all cargo.



















## RAM PICKUP AND CHASSIS CAB CONFIGURATIONS

	1500 PICKUP		2500/3500 PICKUP		3500/4500/5500 CHASSIS CAB				
	SRW	SRW	DRW	SRW	DRW				
 <b>REGULAR CAB</b>	 RB 6'4"	 8'	 8'	 60"	 60"	 84"	 108"	 120"	
		2500/3500	3500	3500	3500 4500 5500	3500 4500 5500	4500 5500	4500 5500	
 <b>QUAD CAB®</b>	 RB 6'4"								
 <b>CREW CAB</b>	 RB 5'7"	 RB 6'4"		 60"	 60"	 84"			
		2500/3500		3500	3500 4500 5500	4500 5500			
 <b>MEGA CAB®</b>		 RB 6'4"	 6'4"						
		2500/3500	3500						

000 CARGO BED LENGTH  
 000 CAB-TO-AXLE LENGTH (CA)  
 RB RAMBOX® SYSTEM AVAILABLE

SRW = SINGLE REAR WHEEL  
 DRW = DUAL REAR WHEEL

## RAM PROMASTER® CONFIGURATIONS

RAM PROMASTER CITY®			
	1500	2500	3500
 <b>TRADESMAN® CARGO VAN</b>	 122.4 87.2		 122.4 69.2
 <b>CARGO VAN</b> STANDARD ROOF	 118 105.1	 136 122.8	
	195.4	213.1	
 <b>CARGO VAN</b> AVAILABLE HIGH ROOF	 136 122.8	 136 122.8	 159 145.9
	213.1	213.1	236.1
 <b>CHASSIS CAB/ CUTAWAY</b> STANDARD ROOF ONLY			 159 145.9
			236.1
			 EXT 160.2
			250.5
			 136 81.1
			207.0
			 159 104.1
			230.0
			 EXT 104.1
			244.4

000 WHEELBASE LENGTH IN INCHES  
 EXT BODY/CHASSIS EXTENDED 14 INCHES  
 000 LOAD FLOOR LENGTH IN INCHES  
 000 CAB-TO-AXLE LENGTH IN INCHES  
 000 OVERALL BODY LENGTH IN INCHES

## EXTERIOR PAINT COLORS

BLACK - 2, 3

BRILLIANT BLACK CRYSTAL PEARL - 1, 2

BLACK METALLIC - 4

TRUE BLUE PEARL - 1, 2, 3

BLACK FOREST GREEN PEARL - 2

GRANITE CRYSTAL METALLIC - 1, 2, 3

MAXIMUM STEEL METALLIC - 1, 2

QUARTZ GRAY METALLIC - 4

BLUE NIGHT METALLIC - 4

SILVER METALLIC - 4

BLUE STREAK PEARL - 1, 2

BRIGHT SILVER METALLIC - 1, 2, 3

BRIGHT WHITE - 1, 2, 3, 4

SANDSTONE - 3

DELMONICO RED PEARL - 1, 2

PEARL WHITE - 1, 2

FLAME RED - 1, 2, 3

BRIGHT RED - 4

DEEP CHERRY RED CRYSTAL PEARL - 3

DEEP RED METALLIC - 4

RV MATCH WALNUT BROWN METALLIC - 1, 2

## SPECIAL EXTERIOR PAINT COLORS\*

MIDNIGHT BLUE - 1, 2

DARK BROWN - 1, 2, 3, 4

TIMBERLINE GREEN PEARL - 1, 2

TREE GREEN - 1, 2

LIGHT GREEN - 1, 2

BRIGHT GREEN - 1, 2

NEW HOLLAND BLUE - 1, 2

HILLS GREEN/GREEN ANGEL - 1, 2, 3

POWER TAN - 1, 2

ROBIN EGG BLUE - 1, 2

BROOM YELLOW - 3, 4

LIGHT CREAM - 1, 2

YELLOW - 1, 2

NATIONAL SAFETY YELLOW - 1, 2

DETONATOR YELLOW - 1, 2

CONSTRUCTION YELLOW - 1, 2

OMAHA ORANGE - 1, 2

SCHOOL BUS YELLOW - 1, 2

BRIGHT RED - 1, 2

CASE IH RED - 1, 2

## COLOR AVAILABILITY LEGEND

1: RAM 1500 2: RAM 2500/3500 AND CHASSIS CABS 3: RAM PROMASTER® 4: RAM PROMASTER CITY®

\*See your dealer for special paint color ordering requirements.

## INTERIOR SEAT FABRICS

Cloth  
Black  
Ram ProMaster®

Vinyl  
Black  
Ram ProMaster

Cloth  
Black  
Ram ProMaster City® Tradesman®

Premium Cloth Black  
Ram ProMaster City SLT

Premium Vinyl Black  
Ram ProMaster City Tradesman / SLT

Vinyl  
Diesel Gray  
Tradesman, Express and HFE

Work Grade Vinyl  
Diesel Gray  
Tradesman (Heavy Duty and Chassis Cab models only)

Sedoso/Alloy Cloth  
Diesel Gray  
Tradesman, Express and SLT

Sedoso/Alloy Cloth  
Canyon Brown  
SLT

Sedoso/Carbide Cloth  
Diesel Gray  
SLT and Big Horn®/Lone Star®

Sedoso/Carbide Cloth  
Canyon Brown  
SLT and Big Horn/Lone Star®

Bristol/Sport Mesh Cloth  
Light Frost Beige  
Lone Star Silver Edition\*

Bristol/Sport Mesh Cloth  
Black  
Sport and Lone Star Silver Edition\*

Gode-Tex Vinyl/Cloth with Embossed Tire-Tread Pattern  
Radar Red/Black  
Rebel®

Gode-Tex Vinyl/Cloth with Embossed Tire-Tread Pattern  
Black  
Rebel

Gode-Tex Vinyl/Cloth with Embossed Tire-Tread Pattern  
Black/Diesel Gray  
Power Wagon®

Bristol Leather/Perforated Leather Trim  
Black  
Sport, Rebel, Laramie® and Power Wagon

Bristol Leather/Perforated Leather Trim  
Light Frost Beige  
Laramie

Natura Plus Leather with Laser Etching/Perforated  
Leather with Dark Saddle Piping and Tan Accent Stitching  
Canyon Brown  
Laramie Longhorn®

Natura Plus Leather/Perforated Leather with Dark Saddle  
Piping and Tan Accent Stitching  
Canyon Brown  
Laramie Longhorn

Natura Plus Leather/Perforated Leather with  
Black Piping and Black Accent Stitching  
Cattle Tan  
Laramie Longhorn

Natura Plus Leather/Perforated Leather with  
Canyon Brown Piping and Ruby Red Accent Stitching  
Light Frost Beige  
Laramie Longhorn Southfork Package

Natura Plus Leather/Perforated Leather with Medium  
Graystone Accent Stitching and Piping  
Black  
Limited

Natura Plus Leather/Perforated Leather with Medium  
Indigo Accent Stitching and Piping  
Frost/Indigo  
Limited Tungsten Package

## THE RIGHT UPFIT FOR YOUR RAM TRUCK.

Because it's the most important and expensive tool in your business toolbox, you can increase your truck's efficiency and customize its capability with an upfit—an aftermarket body modification. Ram Commercial is ready to help.

Select upfitters who meet our criteria for excellence, and who agree to our guidelines, ensure that your truck performs to spec. Streamline the process by identifying the type of work, operating conditions (worksites, on-/off-road, etc.), type and amount of weight or payload, and type and weight of trailer and contents (if applicable).

You'll find the most recent list of these upfitters and the comprehensive Body Builder's Guides—critical details, technical specs and measurements—at [RAMTRUCKS.COM/COMMERCIAL](http://RAMTRUCKS.COM/COMMERCIAL). Log on to [RAMBODYBUILDER.COM](http://RAMBODYBUILDER.COM) or use our toll-free hotline for Body Builder questions or assistance: the number is 866-205-4102.

## THE FINAL WORD: FROM ACCESSORIES TO WARRANTIES.

**5-YEAR/100,000-MILE DIESEL POWERTRAIN LIMITED WARRANTY.** Transferable. See your dealer for complete details and a copy of the 5-Year/100,000-Mile Diesel Powertrain Limited Warranty.

**5-YEAR/60,000-MILE GAS POWERTRAIN LIMITED WARRANTY.** Transferable. See your dealer for complete details and a copy of the 5-Year/60,000-Mile Gas Powertrain Limited Warranty.

**3-YEAR/36,000-MILE BASIC LIMITED WARRANTY.** Ram vehicles are covered by an FCA US LLC 3-Year/36,000-Mile Basic Limited Warranty. See your dealer for a copy of this limited warranty. Excludes normal maintenance and wear items.

**BUSINESSLINK.** If your business relies on vehicles, **BUSINESSLINK** can save you time, money and hassles. For more, log on to [fcausfleet.com](http://fcausfleet.com) or call us toll-free at 877-2THELINK (877-284-3546).

**MOPAR® VEHICLE PROTECTION.** Mopar Vehicle Protection® is the only extended protection backed by the manufacturer. FCA US LLC stands behind Mopar Vehicle Protection with certified, factory-trained technicians, genuine Mopar parts and service at any dealership within the United States, Canada, Puerto Rico or Mexico. Be sure to ask for a Mopar Vehicle Protection plan at your dealership. For more information, call us toll-free at 800-442-2666 or visit [moparvehicleprotection.com](http://moparvehicleprotection.com)

**AUTHENTIC ACCESSORIES BY MOPAR** are designed for exceptional fit, finish and performance. Visit your dealership or [mopar.com](http://mopar.com)

**UCONNECT®** With Uconnect, you're always connected—to people, places, music, movies and the Internet.

**SIRIUSXM® SATELLITE RADIO** Over 130 channels, including commercial-free music, sports, news, talk, comedy and entertainment. Factory-installed SiriusXM Satellite Radio<sup>16</sup> includes a one-year subscription. For more, go to [siriusxm.com](http://siriusxm.com)

**RAM OUTFITTER** is a collection of handpicked items bearing the Ram identity—from apparel to tools for work and play. It's all found at [ramtrucks.com/outfitter](http://ramtrucks.com/outfitter)

<sup>1</sup> Based on the average of V10 vs New Registrations for each model year within the FCA defined HD pickup segment using IHS Markit data as of July 1, 2017 for Model Years 1988 to 2017. <sup>2</sup> Transferable. See dealer for complete details and a copy of the 5-Year/100,000-Mile Diesel Powertrain Limited Warranty. <sup>3</sup> Transferable. See dealer for complete details and a copy of the 5-Year/60,000-Mile Gas Powertrain Limited Warranty. <sup>4</sup> Ram vehicles are covered by an FCA US LLC 3-Year/36,000-Mile Basic Limited Warranty. See your dealer for a copy of this limited warranty. Excludes normal maintenance and wear items. <sup>5</sup> Based on latest available competitive information. Class based on light-duty pickups. <sup>6</sup> No system, no matter how sophisticated, can repeal the laws of physics or overcome careless driving actions. Performance is limited by available traction, which snow, ice and other conditions can affect. When the ESC warning lamp flashes, the driver needs to use less throttle and adapt speed and driving behavior to prevailing road conditions. Always drive carefully, consistent with conditions. Always wear your seat belt. <sup>7</sup> Based on latest available competitive information. Class based on 250/2500 and 350/3500 pickups. <sup>8</sup> Based on latest available competitive information. Class based on 250/2500 pickups. <sup>9</sup> Based on Class 3 – 5 pickup-based conventional cab chassis. <sup>10</sup> Based on Class 4 – 5 pickup-based conventional cab chassis. <sup>11</sup> Based on latest available competitive information. Class is Small Commercial Van segment. <sup>12</sup> Based on latest available competitive information. Class is based on Large Commercial Van segment (Class 2). <sup>13</sup> Apple CarPlay and Android Auto require a compatible mobile device connected via USB cable to the Uconnect system. Data plan rates may apply. Visit [UconnectPhone.com](http://UconnectPhone.com) for system and device compatibility. <sup>14</sup> Requires a mobile phone equipped with the Bluetooth Hands-Free Profile. Visit [UconnectPhone.com](http://UconnectPhone.com) for system and device compatibility. <sup>15</sup> Uconnect Access Via Mobile uses your smartphone's existing data plan to access information online. To use Via Mobile, you must have a compatible smartphone (with the Uconnect Access app installed and launched, visit [UconnectPhone.com](http://UconnectPhone.com) for compatibility) and you must fulfill all Uconnect Access registration and subscription requirements. Some applications must be configured on Mopar Owner Connect and may require an account. Via Mobile is included for five years and begins the day you take delivery of your vehicle. Register as soon as possible. Must be within the 48 contiguous United States, plus Alaska, and within active and usable cellular range. <sup>16</sup> SiriusXM audio and data services each require a subscription sold separately or as a package by Sirius XM Radio Inc. Your SiriusXM service will automatically stop at the end of your trial unless you decide to subscribe. If you decide to continue service after your trial, the subscription plan you choose will automatically renew thereafter and you will be charged according to your chosen payment method at then-current rates. Fees and taxes apply. To cancel, you must call SiriusXM at 1-866-635-2349. See SiriusXM Customer Agreement for complete terms at [www.siriusxm.com](http://www.siriusxm.com). All fees and programming subject to change. Not all vehicles or devices are capable of receiving all services offered by SiriusXM. Current information and features may not be available in all locations or on all receivers. <sup>17</sup> All SiriusXM Guardian-equipped vehicles come with a 12-month complimentary trial effective on the date of purchase or lease of a new vehicle. Enrollment in the trial is required to receive service. Upon expiration of the trial period, purchase of a subscription is required to continue SiriusXM Guardian. SiriusXM Guardian is available only on equipped vehicles purchased within the United States, Puerto Rico and Canada. Services can only be used where cellular coverage is available. See Uconnect and SiriusXM Guardian Terms of Service for complete service limitations. <sup>18</sup> Voice Text Reply and Voice Texting features require a compatible mobile device enabled with Bluetooth Message Access Profile (MAP). iPhone and some other smartphones do not currently support Bluetooth MAP. Visit [www.UconnectPhone.com](http://www.UconnectPhone.com) for system and device compatibility. Ensure MAP is ON and incoming message notification is enabled. Vehicle must be registered for Uconnect Access and you must fulfill minimum subscription requirements. Also requires the use of a compatible smartphone that supports text messaging and Bluetooth. Check [UconnectPhone.com](http://UconnectPhone.com) for device compatibility. <sup>19</sup> The Advanced Front Air Bags in this vehicle are certified to the new U.S. Federal regulations for Advanced Air Bags. Children 12 years old and younger should always ride buckled up in a rear seat. Infants in rear-facing child restraints should never ride in the front seat of a vehicle with a passenger front air bag. All occupants should always wear their lap and shoulder belts properly. <sup>20</sup> Always look before proceeding, electronic drive aid is not a substitute for conscientious driving; always be aware of your surroundings. <sup>21</sup> WiFi subscription required. Vehicle must be properly equipped and in active and usable cellular range for WiFi usage. WiFi Hotspot does not enable direct communication between multiple in-vehicle devices. Factors affecting the performance of WiFi Hotspot include: cellular network, signal strength and quality, time of day, number of channels used by the service provider, type of connection, number of clients using WiFi Hotspot and client device. This feature is not intended for use by the driver while the vehicle is in motion. Always drive safely. <sup>22</sup> Based on best-in-class cargo capacity, best-in-class payload and best-in-class fuel efficiency. <sup>23</sup> ON THE JOB is a retail incentive program; see your dealer for official rules. Inquire about eligibility by calling 877-ONTHEJOB or by logging on to [fcausfleet.com](http://fcausfleet.com). The purchaser or lessee must be a qualified commercial customer for more than 30 days prior to the date of the vehicle purchase. An official ON THE JOB Customer Acknowledgment Form must be signed by the customer (provided by the dealer).

©2017 FCA US LLC. All Rights Reserved. Chrysler, Ram, Mopar, the Ram's Head logo, AllSecure, Big Horn, BusinessLink & design, HEMI, Laramie, Laramie Longhorn, Mega Cab, Mopar Owner Connect, Mopar Vehicle Protection, ParkSense, ParkView, Pentastar, Power Wagon, Quad Cab, Ram 1500 Express, RamBox, Ram Articulate, Ram ProMaster, Ram ProMaster City, Ram Work Grade, Rebel, Sentry Key, Snow Chief, Tigershark, TorqueFlite, Tradesman and Uconnect are registered trademarks, and the Uconnect, HFE High Fuel Efficiency & Design, Keyless Enter™ Go and On The Job & design are trademarks of FCA US LLC. Chrysler Capital is a registered trademark of FCA US LLC and licensed to Santander Consumer USA Inc. MultiAir is a registered trademark of C.R.F. Società Consortile per Azioni, used under license by FCA US LLC.

Bluetooth is a registered trademark of Bluetooth SIG, Inc. Apple CarPlay and iPhone are registered trademarks of Apple Inc. Android, Android Auto and other marks are registered trademarks of Google Inc. Sirius XM Connected Vehicles Services Inc. Sirius, XM, SiriusXM, and SiriusXM Guardian and all related marks and logos are trademarks of Sirius XM Radio Inc. Dana is a registered trademark of Dana Holding Corporation. Bosch is a registered trademark of Robert Bosch GmbH. Cummins is a registered trademark of Cummins, Inc. AISIN is a registered trademark of Aisin Sasaki Co., Ltd. WARN is a registered trademark of Warn Industries, Inc. CNH, Case IH and New Holland are registered trademarks of CNH America LLC. DensoClass is the color GOLD and the Georgia-Pacific logo are trademarks owned by or licensed to Georgia-Pacific Gypsum LLC. Bilstein is a registered trademark of August-Bilstein GmbH & Co. Paramount Farms and logo are registered trademarks of Paramount Farms International LLC. Katerack is a registered trademark of Dejana Truck & Utility Equipment Co. All rights reserved. Firestone is a registered trademark of Bridgestone Brands, LLC.

About this brochure: since the time of printing, some of the information you'll find in this brochure may have been updated. Ask your dealer for details. Some of the equipment shown or described throughout this brochure may be available at extra cost. Specifications, descriptions, illustrative materials and all competitive comparisons contained herein are as accurate as known at the time this publication was approved for printing. FCA US LLC reserves the right to discontinue models at any time or change specifications without notice or without incurring obligation. Options may be required in combination with other options. For the price of the model with the equipment you desire, or verification of specifications contained here, see your Ram dealer.