

DORMAN®

Form No. CH-1009

October 2009

Replaces CH-2103

Champ®



Shop Supplies & Accessories

including

METAL WORK!™


2 Two Sections...

Shop Supplies & Accessories1-47
 Assortments.....48-64
Metal Work!65-95

Product Listed in alphabetical order within section.

HOW TO USE THIS CATALOG: Shop Equipment & Supplies

- High quality photographs for part identification
- Features number of parts in each package
- Indicates brand of retail packaging



Shop Towels, 4 Pack
 Machine washable, red, hemmed towels.
 Ideal for auto shops, home, office, etc.
 Professional quality, absorbent and reusable.
 Towel size is 13" x 15"
Champ 9-273 (12) 12 Pack
Champ 9-233 (25) 25 Pack
Champ 9-243 Display Box

- Features part numbers for alternate package quantities and secondary brands

Product Name	Page #
Abrasives	68-73
Accessories, MIG	89
Accessories, Oxy-Acetylene Tools	80-81
Accessories, Sanding	72
Accessories, Solder	87
Accessories, Welding	91-92
Accessories, Welding Helmet	85
Acid Brushes	77
Acid Core Solder	86
Adapters, Grease Gun	26-27
Air Blowguns	1
Air Chucks & Inflators	1
Air Cleaners	14
Air Compressor	1
Air Hose	2
Air Hose - Nylon	2
Air Hose Couplers & Nipples	2-3
Air Inflators	1
Air Operated Grease Gun	27
Airco Style Tips	78
Alarm, Back-Up	28
Aluminum Grinding Wheels	68
Aluminum Tape	37
Ammeters	22
Antenna Assemblies	3-5
Antenna Cable Extensions & Adapters	5
Antenna Masts	6
Antennas	3-7
Antennas - CB	6
Antennas - Power	7
Antifreeze Tester	46
Applicator, Mitt/Pad	10
ARO	2
Back-Up Alarms	28
Battery Filler	7
Battery Hardware	7-8
Battery Hardware & Tools	7-8
Battery Tester - Hydrometer	8
Bead Sealant	40
Bench Grinding Wheel Dresser	68
Bench Grinding Wheels	69
Bent Pull Pin	33
Blades	44-45
Blades, Hacksaw	44
Blades, Razor	45
Blaster Horns	28
Blind Spot Mirrors	32
Blowguns	1
Body Filler Spreaders	44
Body Trim & Molding Tape	37
Bonnets	13
Boxed Tire Repair Kits	41
Boxes, Battery	7
Brass Wire Brushes	77
Brazing Flux	88
Brazing Rods	88
Brooms	9
Brooms & Squeegees	9
Brooms, Brushes, Mops & Squeegees	9
Brushes	10
Brushes - Paint	10
Brushes - Power Wire - Crimped Cup	74
Brushes - Power Wire - Crimped Wheel	74
Brushes - Power Wire - Knotted Cup	75
Brushes - Power Wire - Knotted Wheel	74
Brushes - Power Wire - Stringer Bead Twist	75
Brushes - Utility	77

Product Name	Page #	Product Name	Page #	Product Name	Page #
Brushes - Wire Cup w/Shank.....	75-76	Cutting.....	78-81	Gas Diffusers.....	89
Brushes - Wire End w/Shank.....	75-76	Cutting & Welding Tips -		Gas Welding & Cutting Kit.....	81
Brushes, Car Wash.....	10-11	Cross Reference Chart.....	80	Gasket Material.....	21
Bucket, Wash.....	14	Cutting Tips.....	80	Gauge Kits.....	21
Bug Sponges.....	13	Cutting Wheels.....	68	Gauge Panels.....	21
Bulb, Battery Filler.....	7	Deer Whistles.....	18	Gauges.....	21-25, 55, 80
Bulbs, Drop Lights.....	16-17	Diffusers, Gas.....	89	Gauges - Tachometers.....	24
Bulbs, Replacement Driving Lights.....	16-17	Disc Style Horns.....	28	Gauges - Vacuum & Elapsed Time Meters.....	25
Bungee Cords.....	38	Disc, Sanding.....	73	Gauges - Voltage.....	25
Cable Connectors.....	90	Discs, Polishing.....	13	Gauges, Acetylene.....	80
Cable Extensions, Antenna.....	5	Do-It-Yourself Tire Repair Kits.....	41	Gauges, Inflator.....	1
Cable Liners.....	89	Double Flaring Tool.....	45	Gauges, Oxygen.....	80
Cable Lugs.....	93	Double Knotted Cup Brushes.....	74-76	Gauges, Tire.....	39
Cable, Welding.....	92	Double-Face Foam Tape.....	37	Gloves.....	26
Cage, Bulb.....	16-17	Drain Pans.....	15-16	Goggles, Safety.....	83
Cans, Gas.....	20	Drain Pump.....	15-16	Graphite, Lubricant.....	30
Cans, Oil.....	47	Dresser, Grinding Wheel.....	68	Grease.....	27
Cans, Safety.....	20	Drill Set, Tip.....	81	Grease Gun Accessories.....	26-27
Cap, Pick-Up Tape.....	37-38	Drip Pans.....	15-16	Grease Guns.....	27
Cap, Welding.....	83	Driver's Gloves.....	26	Grinding Shields.....	83
Caps, Dust.....	14	Driving Lights & Accessories.....	16	Grinding Wheel Dresser.....	68
Caps, Valve.....	44	Drop Lights.....	16-17	Grinding Wheels - Aluminum.....	68
Car Wash.....	10-14	Duct Tape.....	37	Grinding Wheels - Flexible/Hubless.....	69
Car Wash - Applicator Pads.....	10	Dust Caps.....	14	Grinding Wheels - Type 1.....	69
Car Wash - Chamois.....	11	Dusting Cloths Wax-Treated.....	12	Grinding Wheels - Type 27 - Hub/Hubless.....	69
Car Wash - Cloths.....	11-12	Ear Muffs.....	82	Grinding Wheels - Type 28.....	70
Car Wash - Hose Nozzles & Menders.....	12	Ear Plugs.....	82	Grinding, Mounted Points.....	70
Car Wash - Sponges & Wash Mitts.....	13-14	Elapsed Time Gauge.....	25	Guards, Splash.....	36
Car Wash Applicator Pads.....	10	Electrical Tape.....	37	Guns, Grease.....	27
Car Wash Brushes.....	10-11	Electrode Holder.....	91	Hacksaw Blades - 12".....	44
Car Wash Polishing Bonnets & Discs.....	13	Electrodes, Welding.....	93-95	Hammer Handle.....	44
Carrier Strap, Battery.....	7	Element, Air Cleaner.....	14	Hammer, Chipping.....	91
CB Antennas.....	6	Emergency Tire Repair Kits.....	41	Hand Soap.....	64
C-Clamp - 4".....	44	Emergency, Trouble Light.....	24-25	Handle, Drop Light.....	16-17
C-Clamps.....	91	Exhaust Cutting Wheels.....	68	Handle, Hammer.....	44
Cement, Tire.....	40	Exhaust Tip.....	14-15	Handle, Mop.....	9
Chamois.....	11	Expansion Anchor, Pickup Truck.....	38	Handles, Brush.....	9
Champ Merchandising Solutions.....	48-64	Extension, Exhaust.....	14-15	Harris Style Tips.....	79
Charger, Battery.....	8	Exterior Accessories.....	18	Hearing Protection.....	82
Chipping Hammer.....	91	Face Shield.....	83	Heater Hose Tape.....	37-38
Chrome Accessories.....	14-15	Fans.....	18	Heating Tips - Rosebud.....	79
Chucks, Air.....	1	Fender Cover.....	35	Helmet Headgear.....	85
Circuit Tester.....	46	File, Flat Mill.....	44	Helmet, Welding Lenses.....	84
Circular End Wire Brushes.....	75	Filler Bulb, Battery.....	7	Helmets, Welding Accessories.....	85
Clamp, C.....	91	Filler Cap, Oil.....	14-15	Hitch Pin.....	33
Clamps, Ground.....	91	Filler, Battery.....	7	Holder, Certificate.....	29
Clamps, Locking Weld.....	91	Filler, Body Spreader.....	44	Holder License Plate.....	29
Cleaner, Rub-R-Flux.....	40	Fillers, Radiator.....	30	Hood Latch.....	18
Clothes Hanger Bar.....	28	Filter, Paint.....	35	Hooks, Rope.....	38
Cloths Car Wash.....	11-12	Flap Wheels.....	72	Hooks, Tow.....	46-47
Compressor, Air.....	1	Flaps, Mud.....	36	Horns.....	28
Connectors, Cable.....	90	Flexible Grinding Wheels.....	69	Horns & Back-Up Alarms.....	28
Contact Tips.....	89	Floor Brushes.....	9	Hose Menders.....	12
Coolant Recovery.....	34	Floor Mats.....	19	Hose Nozzles.....	12
Cords, Shock.....	38	Floor Protector Mats.....	19	Hose Repair, Oxy-Acetylene.....	78
Core Removal Tools.....	43	Floor Squeegees.....	9	Hose Tape, Heater.....	38
Cores, Valves.....	44	Flow-Through Brushes.....	10	Hose, Air.....	2
Couplers.....	2-3	Fluorescent Bulbs.....	16-17	Hose, Grease Guns.....	27
Cover, Fender.....	35	Fluorescent Lights.....	16-17	Hoses, Oxy-Acetylene.....	78
Cover, Spare Tire.....	18	Flush Kits.....	34	Hub Grinding Wheels.....	69
Covers, Seat.....	35	Flux, Brazing.....	88	Hubless Grinding Wheels.....	69
Covers, Steering Wheel.....	37	Flux, Liquid Solder.....	87	Hydrometer, Battery Tester.....	8
Creeper Wheels.....	35	"For Sale" Sign.....	28	Ice Scrapers.....	47
Crimping Tool.....	78	Frame, Hacksaw.....	44	Inductive Timing Light.....	46
Cup Style Power Brushes.....	76	Frame, License Plate.....	29	Industrial Milton.....	2-3
Cushions, Seat.....	35	Fuel Level Gauges.....	22	Inflator Gauges.....	1
Cut-Off Wheel Mandrel Set.....	68	Funnels.....	19-20	Inflators, Air Line.....	1
Cut-Off Wheels.....	68	Gas Cans.....	20	Inner Tubes, Tire.....	39

Product Name	Page #	Product Name	Page #	Product Name	Page #
Interior & Exterior Accessories.....	28-29	Nozzles, Oxy-Acetylene Tips.....	78-80	Rearview Mirrors.....	32
Jack.....	35	Nylon Air Hose.....	2	Receptacle, Wall.....	92
Jersey Gloves.....	26	Nylon Paint Brushes.....	10	Reel, Drop Lights.....	16-17
Key Holder, Magnetic.....	29	Nylon Rope.....	38	Reel, Extension Cord.....	16-17
Kits, Torch.....	81	OE Replacement Antennas.....	3-7	Reflective Red Tape.....	38
Knob, Shifter.....	28	OE Replacement Horns.....	28	Reflector Light - Clamp On.....	16-17
Knob, Utility.....	29	Off-Road Steeling Wheel Knob.....	29	Regulators.....	2
Knotted Cup Wire Brushes.....	75	Oil Drain Pump.....	33	Relay, Light.....	16
Knotted Wheel Wire Brushes.....	76	Oil Pressure Gauges.....	23	Repair Kits.....	34
Latch, Hood.....	18	Oil, Lube & Fluid.....	59	Repair Material, Gasket.....	21
Lead Ends.....	93	Oilers.....	32	Repair, Hose Oxy-Acetylene.....	78
Lead-Free Solder.....	86-87	Oxy-Acetylene Hose Repair.....	78	Replaceable Handle, Drop Light.....	17
Leather Gloves.....	26	Oxy-Acetylene Hoses.....	78	Replacement Filters.....	35
Lens Repair Tape.....	37	Oxy-Acetylene Lighter.....	80	Replacement Grinding Shields.....	83
Lenses, Welding Helmet.....	84	Oxy-Acetylene Tips & Nozzles.....	78-80	Reservoir, Radiator.....	34
License Plate Brackets.....	29	Oxy-Acetylene Tools & Accessories.....	80-81	Respirator.....	35
License Plate Brackets & Frames.....	29	Padlocks.....	35	Retracting Scraper.....	45
License Plate Frames.....	29	Pads, Applicator.....	10	Rods, Brazing.....	88
Lift Drain.....	16	Pads, Sanding.....	72	Rods, Electrode.....	93-95
Light & Accessory Relay.....	16-17	Pail.....	36	Rods, Welding.....	93-95
Lighter, Oxy-Acetylene.....	80	Paint Brushes.....	10	Roller Stitcher.....	43
Lighters.....	80	Panels, Gauges.....	21	Rope.....	38
Lights, Driving.....	16	Pans, Drain & Drip.....	15-16	Rope Hooks.....	38
Lights, Drop Lights.....	16-17	Paper Floor Mats.....	36	Rope, Tow.....	47
Linch Pin.....	33	Parts Bag.....	31	Rosin Core Solder.....	86
Lincoln.....	2-3	Parts Cleaning Brush.....	77	Rotary Files & Rasps.....	71
Liquid Flux, Solder.....	87	Patches.....	42	Rotary Pump.....	33
Lock, Steering Wheel.....	29	Patch-N-Plugs.....	42	Rubber & Mounting Lubricant.....	40
Locks.....	35	Pegboard Hooks.....	31	Rubber Rope.....	38
Lubricants.....	30	Pickup Truck Cap Tape.....	37	Rubber Tie-Downs.....	38
Lug Wrench.....	45	Pickup Truck Expansion Anchors.....	38	Safety Glasses.....	82
Lugs, Cable.....	93	Pins, Bent Pull.....	33	Safety Goggles, Shields & Accessories.....	83
Magicure Jiffy Gun Plug Kit.....	41	Pins, Hitch.....	33	Safety Information.....	66-67
Magicure Pli-Seal Strips.....	42	Pins, Linch.....	33	Safety Products.....	82-85
Magnet.....	92	Plug, Jiffy Gun Kit.....	41	Sanding - Emery Cloth.....	71
Mandrel Set.....	68	Plugs.....	42	Sanding - Flap Wheels.....	72
Marquette Style Tips.....	78	Points, Mounted Grinding.....	70	Sanding Accessories.....	72
Masts, Antenna.....	6	Polishing Bonnets & Discs.....	13	Sanding Discs.....	73
Mats, Floor.....	19	Polishing Cloth.....	12	Sanding Pads.....	72
Mats, Protective Floor.....	19	Power Antennas.....	7	Saw, Hacksaw Frame.....	44
Measures.....	30	Power Brushes, Knotted Wheel.....	74	Scrapers.....	45,47
Measuring Tape.....	45,64	Power Wheel Brushes.....	74-75	Scribe.....	92
Mechanics Wire.....	31	Power Wire Brushes, Crimped Cup.....	74	Scrubbers, Squeegees.....	47
Merchandising Supplies.....	31	Power Wire Brushes, Crimped Wheel.....	74	Sealant, Tire.....	40
Metal Work! Abrasives.....	68-73	Power Wire Brushes, Knotted Cup.....	75	Seat Belts.....	35
Metal Work! Brushes.....	74-77	Power Wire Brushes, Stringer Bead Twist.....	75	Seat Covers.....	35
Metal Work! Cutting.....	78-81	Power Wire Brushes, Wire Cup w/Shank.....	75-76	Seat Covers, Plastic.....	36
Metal Work! Safety Products.....	82-85	Power Wire Brushes, Wire End w/Shank.....	75-76	Seat Cushions.....	35
Metal Work! Soldering Products.....	86-87	Pressure Gauges, Tire.....	39	Self-Priming Pump.....	34
Metal Work! Welding Products.....	88-95	Probe, Tire.....	43	Sending Units, Gauges.....	22-25
MIG Accessories.....	89	Protection, Hearing.....	82	Shank Brushes.....	75-76
MIG Welding Part Interchange.....	90	Protective Plastic Seat Covers.....	36	Shield, License Plate.....	29
MIG Wire.....	90	Protective Spectacles.....	82	Shields & Accessories.....	83
Mirror.....	32	Pumice Hand Soap.....	64	Shifter Knob.....	28
Mitts, Wash.....	13	Pumice Soap.....	64	Shock Cords.....	38
Mop.....	9	Pump, Tire.....	43	Shop Brushes.....	9
Mop Handle.....	9	Pumps.....	33-34	Shop Equipment & Supplies.....	35-36
Mop Head.....	9	Pumps & Siphons.....	33-34	Shop Lighting.....	60
Mop, Car Wash.....	9	Purox Style Tips.....	80	Shop Lights.....	16-17
Mounted Flap Wheels.....	72	PVC Sponge Foam.....	47	Shop Tool & Maintenance.....	61-62
Mounted Grinding Points.....	70	Radial Emergency Tire Kit.....	41	Shop Tools.....	44-45
Mounted Panels, Gauge.....	21	Radial Patches.....	42	Shop Towels.....	36,63
Mud Flaps.....	36	Radiator Coolant Recovery.....	34	Shop Towels, 4 Pack.....	36
Multi-Purpose Grease.....	26-27	Radiator Fillers.....	30	Sign, "For Sale".....	28
Nail Brush.....	64	Radiator Tapes.....	38	Silver Solder.....	87
Needle Nose Adapter, Grease.....	26	Rasps.....	71	Single Knotted Cup Brushes.....	75
Nipples.....	2-3	Ratchet Strap.....	46	Siphons.....	34
Nozzles.....	12	Razor Blades.....	45	Smith Style Tips.....	79

Product Name	Page #	Product Name	Page #	Product Name	Page #
Snap-In Tire Valves.....	44	Tips, Contact	89	Welding Cable	92
Snow Brushes	47	Tips, Oxy-Acetylene Nozzle	78-80	Welding Cable Lugs	93
Soap, Pumice	64	Tire Brush.....	11	Welding Cap.....	83
Soapstone Holder and Refills	92	Tire Cement.....	40	Welding Gloves	84
Solder	86	Tire Gauges	39	Welding Helmet Lenses	84
Solder Kit & Accessories.....	87	Tire Inner Tubes	39	Welding Helmets & Accessories	85
Soldering Iron	87	Tire Lubricant	40	Welding Products.....	88-95
Soldering Paste Flux.....	87	Tire Pump.....	43	Welding Rods & Electrodes.....	93-95
Soldering Products.....	86-87	Tire Repair - Wheel Weights.....	40	Wheel Covers, Steering	37
Soldering Tools	87	Tire Repair Chemicals	40	Wheel Dresser	68
Speedometer Cable Lubricant.....	30	Tire Repair Kits	41	Wheel Lock, Steering	29
Splash Guards	36	Tire Repair Tools	43	Wheel Weights.....	40
Sponges.....	13-14	Tire Sealant	40	Wheel/Fender Brush	11
Spreaders, Body Filler	44	Tire Swab	43	Wheels, Aluminum Grinding.....	68
Spring Base Antennas	4-5	Tire Tools.....	43	Wheels, Creepers.....	35
Squeegees	9	Tire Valves.....	44	Wheels, Cut Off.....	68
Stainless Steel Brushes	77	Tire Valves - Tubeless.....	44	Wheels, Cutting	68
Stainless Steel Wire Brush.....	77	Tools	44-45	Wheels, Flap.....	72
Steel Power Wire Brushes - Crimped Wheel ...	74	Tools, Battery.....	7-8	Wheels, Flexible Grinding.....	69
Steel Wire Brushes.....	77	Tools, Oxy-Acetylene	80-81	Wheels, Type 1 Grinding.....	69
Steel Wool - Grade 00 (fine).....	45	Tools, Shop.....	44-45	Wheels, Type 27 Grinding.....	69
Steering Wheel Covers	37	Tools, Soldering	87	Wheels, Type 28 Grinding.....	70
Steering Wheel Knob - OFF ROAD	29	Torch Kits	81	Whisk Broom	10
Steering Wheel Lock	29	Tow Hooks.....	46-47	Whistles, Deer	18
Stop & Tail Light Tape.....	37	Tow Rope	47	Windshield Repair	34
Strap, Tow	46-47	Tow Strap	46-47	Wiping Cloths	12
Strap-On Certificate Holder	29	Towels, Shop	36,63	Wire Brush Adapters	74-76
String Repair.....	42	Transmission Funnel	19-20	Wire Brushes	74-76
String, Radial Repairs	42	Transmission, Drain Funnels	19-20	Wire Cup Brushes w/Shank	75-76
Stringer Bead Twist Wire Brushes.....	75	Tray, Battery	8	Wire End Brushes w/Shank.....	75-76
Strips, Tire Repair.....	42	Tread Depth Gauge	39	Wire Ends.....	76
Suction Gun.....	27	Trouble Light, 12-Volt.....	16-17	Wire, Mechanics	31
Swab, Tire	43	Truck Expansion Anchors.....	55	Wire, MIG	90
Tachometer Gauge.....	24	Truck Tape.....	37	Wool, Steel	45
Tank Repair Kits	34	Tru-Flate.....	2-3		
Tape.....	37-38	Tube & Rubber Patch Kits	41		
Tape - Aluminum	37	Tube Brush	77		
Tape - Body & Trim Molding.....	37	Tubeless Patches	42		
Tape - Double-Face Foam	37	Tubeless Tire Valves	44		
Tape - Duct	37	Tubes, Inner - Tire	39		
Tape - Electrical	37	Tubing, Double Flaring Tool Kit	45		
Tape - Heater Hose	38	Tune-Up Tools.....	46		
Tape - Hook-N-Loop Fasteners	37	Type 1 Grinding Wheels.....	69		
Tape - Lens Repair.....	37	Type 27 Grinding Wheels.....	69		
Tape - Pick-Up Truck Cap	37	Type 28 Grinding Wheels.....	70		
Tape - Radiator	38	Universal Antennas.....	5		
Tape - Reflective Red	38	Unlock Door Tools	46		
Tape - Teflon®.....	38	Upholstery Brush	11		
Tape Measure.....	45,64	Utility Brushes.....	77		
Tape, Weatherstripping	47	Utility Knife	45		
Teflon® Tape.....	38	Utility Knife Blades	45		
Temperature Gauge.....	24-25	Vacuum Gauges.....	25		
Terminal Cleaner, Battery.....	7	Valve Extensions	44		
Terminal Protector, Battery.....	8	Victor Style Tips	79-80		
Terry Towels.....	12	Vinyl Top & Upholstery Brush	11		
Tester, Battery.....	8	Voltage Gauges.....	25		
Testers	8	Wall Receptacle	92		
T-Handle Repair Tools.....	43	Warning Whistles, Deer	18		
Thread Repair	46	Wash Bucket Kit	14		
Tie Down.....	38	Wash Mitts	13-14		
Tie-Downs.....	38	Wash Mop.....	9		
Timing Light	46	Wax Pad.....	15		
Tinning Brush	77	Weather Stripping	47		
Tip Cleaner	80	Weights, Wheel.....	40		
Tip Drill Set.....	81	Welding & Cutting Kit, Gas.....	92		
Tip, Exhaust.....	14-15	Welding Accessories	91-92		

Air Blowguns

- All blowguns are 1/4" NPT female threads
- Tool of a hundred uses
- Cleans away dirt, filings, great for shops and garages

9-912 (1) Champ®



Air Chuck Blowgun

ARO design. Adjust from a wisp to a full-volume flow. Complete with a handy pocket clip. 150 psi maximum. Attach to 1/4" ARO air line coupler.

9-894 (1) Champ®



Thumb Lever Rubber Tipped Blowgun

Thumb lever operation with rubber tip. Safety vents meet OSHA requirements. For carburetor work, cleaning air lines, etc. Built-in reducer limits nozzle pressure to 30 psi or less with inlet pressures up to 150 psi.

Air Chucks & Inflators

- Direct air line chucks have a built-in shut-off valve and, therefore, cannot be used on inflator gauges
- Use when air supply lines come directly from the compressor with no other valve in the line
- 1/4" female NPT threads

9-1742 (1) Champ®



Air Compressor, 3-in-1

Air compressor/emergency light/pressure gauge. Plugs into 12V receptacle, delivers up to 200 psi. 12' power cord with lighter plug. 28" air hose has lock-on chuck that inflates tires, balls and rafts & pressurizes RV water systems. Operates spray guns and foggers. Adapter nozzles included.

9-890 (1) Champ®



Chuck, Dual Foot

Simplifies filling dual truck tires.

9-889 (1) Champ®



Chuck, Single Ball Foot

9-882 (1) Champ®



Chuck, Snap-on Single Ball Foot with Clip

9-3262 (1) Champ®



Chuck, Straight-On Dual Foot

Easy inflation, extended for hard-reach valves.

9-908 (1) Champ®



Inflator Gauge with Dual Foot Chuck

12" hose. Calibrated 10-120 lbs.

Sales Tip



Valve stem caps help keep dirt and moisture out of tire valves. Valve extensions make tire valves easier to reach. See page 44

Air Regulator

A

9-882 (1)

Champ®



Regulator - Air Line Pressure

For primary & secondary pressures up to 160 psi. Gauge is calibrated in psi & kg/cm². 1/4" female NPT inlet/outlet.

Sales Tip



Valve stem caps help keep dirt and moisture out of tire valves. Valve extensions make tire valves easier to reach. See page 44

Air Hose - Nylon

- Self-retracting abrasion-resistant nylon lines recoil to 1/25 of extended length
- Rated for working pressure of up to 200 psi., resists oils and solvents.
- All lines have 1/4" NPT male full swivel fittings at both ends.
- Eliminates twisting and provides free tool action. Coil guards to prevent crimping.

I.D.	Length	Champ Part # (Qty.)
1/4"	17'	9-955 (1)
1/4"	25'	9-956 (1)
3/8"	25'	9-1802 (1)




Air Hose Couplers & Nipples

- Heavy-duty brass and tubular valve construction for long life and greater air flow
- "Push to connect" style for quick and easy coupling
- Body styles are all unique and are not interchangeable with other designs
- To match the coupler with the nipple, the body size must be the same

9-865 (1)

Champ®



ARO Coupler - Female

1/4" Body 1/4" NPT

9-850 (1)

Champ®




ARO Nipple - Male

1/4" Body 1/4" NPT

9-870 (1)

Champ®



Industrial Milton Coupler - Female


1/4" Body 1/4" NPT



Air Hose Couplers & Nipples (continued)

9-869 (1)

Champ®



Industrial Milton Coupler - Male

1/4" Body 1/4" NPT

9-855 (1)

Champ®




Industrial Milton Nipple - Female

1/4" Body 1/4" NPT

9-854 (1)

Champ®



Industrial Milton Nipple - Male

1/4" Body 1/4" NPT

9-871 (1)

Champ®




Industrial Milton Coupler - Male

1/4" Body 1/4" NPT

9-866 (1)

Champ®



Lincoln Coupler - Female

1/4" Body 1/4" NPT

9-859 (1)

Champ®




Tru-Flate Nipple - Male

1/4" Body 1/4" NPT

Tech Tip

Body size defines the air handling capacity of the coupler. The most popular for automotive shop use is 1/4" which handles air volumes up to 35 SCFM (Standard Cubic Feet per Minute). Under normal air line pressure, this coupler will readily connect and disconnect. 3/8" Body Couplers handle up to 60 SCFM while volumes above that should use 1/2". Note that 3/8" & 1/2" size couplers should not be connected or disconnected under pressure. Doing so, forces the coupling apart with a dangerous amount of force.



Antenna Assemblies

9-456 (1)

Champ®



Ball Base - 360° Antenna

Fully adjustable ball base. Permits top, side or angle mounting. Three-section telescoping mast extends to 50". Closes to 20-1/4". Includes 48" cable with standard size plug.

9-1518 (1)

Champ®



Ball Base - Key Lock Antenna

In-fender mounted 5-section antenna extends to 39". Retracts to base, requires a special key to extend. Includes 48" cable with standard size plug. Also included: 2 keys, soft tip & hardware. Requires 9-1/2" space under fender.

Antenna Assemblies (continued)

A

9-463 (1)

Champ®




Ford Type One-Piece Antenna

29-3/4" stainless steel mast, overall 31". Includes 72" cable with standard size plug. OE style for Chevrolet, Ford, Mercury, Pontiac. Also fits: Lincoln & Nissan/Datsun models.

9-451 (1)

Champ®



GM Black Finish Style Antenna

Tough, mar-resistant, resin-based polyester finish. 31-1/2" long overall with one-piece mast. Includes 65" cable with standard size plug. Includes optional mounting base. OE style for Chrysler, Dodge, Hyundai, Mazda, Mitsubishi. Also fits: Alfa Romeo, AMC, Audi, BMW, Buick, Cadillac, Chevrolet, Fiat, GMC Truck, Honda, Isuzu, Peugeot, Toyota & Triumph.

9-465 (1)

Champ®



GM Bright Finish Style Antenna

30-3/8" one-piece, stainless steel mast. Adjustable angle base. Includes 65" cable with standard size plug. OE style for Buick, Chevrolet & Chrysler models. Also fits: Cadillac, Dodge, GMC, Oldsmobile, Plymouth, Pontiac & Volkswagen models.

9-1515 (1)

Champ®



GM/Chrysler/Import Antenna

31-3/4" one-piece, stainless steel mast. Includes 72" cable with standard size plug. OE style for Buick, Cadillac, Chevrolet & Chrysler. Also fits: Audi, BMW, Mitsubishi, Hyundai, Mazda, Nissan, Subaru, Toyota & VW models.

9-449 (1)

Champ®



Rubber Coated - Flexible Antenna

Fully flexible 16-1/2" mast can be bent or twisted. Excellent for off-road vehicles & boats. Black TPR rubber coating resists weather & fading. Ball swivel base mounts on fender, roof or side. Includes 54" cable with standard size plug.

9-478 (1)

Champ®



Side Mount - Telescoping Antenna

Installs on side of cowl or body of pickups & vans. Bright finish three-section telescoping mast. Extends to 49", closes to 25-1/2". Includes 96" cable with standard size plug.

9-459 (1)

Champ®



Spring Base Antenna

Three-section 45" mast. Booster coil extends reception range. Includes 54" cable with standard size connector.

9-1505 (1)

Champ®



Spring Base Mirror Mount Antenna

Clamps onto bracket of West Coast style mirror. Use for trucks, vans, RVs or campers. Spring absorbs impact to protect mirror & antenna. 20" one-piece stainless steel mast. Includes 80" cable with standard size connector.

Antenna Assemblies (continued)

9-457 (1)

Champ®



Spring Base Quarter-Wave Fixed Antenna

Center spring mast is pre-tuned for 88-108 MHz FM. Excellent AM reception. Stainless steel top mast/chrome plated lower mast. Overall length 25-1/4" - spring & adjustable base. Includes 48" cable with standard size plug.

9-458 (1)

Champ®



Spring Base Universal Swivel Mount Antenna

Three-section mast extends to 53". Deluxe ball base adjusts to any angle. Includes 54" cable with standard size connector.

9-450 (1)

Champ®



Top Mount Bright Finish Antenna

Three section mast, extends to 55". Includes 48" cable with standard size plug.

Dorman® 720-029 (1)

9-2249 (1)

Champ®

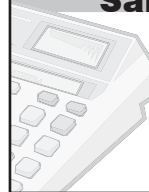


Top Mount Bright Finish Antenna

Three-section telescoping mast. Extends to 38", closes to 20". Adjustable angle base. Installs on fender cowl of most cars.

Dorman® 720-030 (1)

Sales Tip



If antenna is located on the rear of the vehicle, a cable extension is required with a new antenna.

Antenna Cable Extensions & Adapters

- Polyethylene-covered shielded copper cables
- Lengths satisfy most vehicle installation requirements

Champ Part # (Qty.)	Length	Plug Size	Jack Size
9-468 (1)	24"	Standard	Standard
9-471 (1)	48"	Standard	Standard
9-474 (1)	108"	Standard	Standard



Antenna Masts

A

9-454 (1)

Champ®



Slip-On Telescoping Mast

Bright finish 3-section mast with die-cast base. Extends to 49", closes to 22-3/4". Fits over 1" stub of original antenna and secures with set screw.

9-464 (1)

Champ®



Slip-On Spring Base Telescoping Mast

Strong spring base flexes under impact. Helps prevent damage to mast or original base. Three-section mast extends to 53", closes to 23-7/8". Fits over 1" stub of original antenna and secures with set screw.

9-2247 (1)

Champ®



Thread-On Unbreakable Replacement Mast

Rubber 15" mast. Mounting studs for Ford, GM, AMC & Chrysler included.

9-405 (1)

Champ®



Thread-On Chrome Finish Mast

One section 30-1/2" long mast. Threads onto original base with adapter studs (included).

9-407 (1)

Champ®



Thread-On Black Finish Mast

One section 30-1/2" long mast. Threads onto original base with adapter studs (included).

Antennas - CB

- Champ's Citizen's Band mobile antennas are center loaded with stainless steel masts and heavy-duty spring
- Stainless steel tuning tips are adjustable for best SWR (standing wave ratio)
- Coaxial cables are fully-assembled with standard type connector

95-1080 (1)

Champ®



Mirror Mount CB Antenna

Steel bracket clamps onto bracket of mirror. Use on right/left side of West Coast style mirror. Mast is removable for security. 49" long overall. Includes 16' coaxial cable.

95-1076 (1)

Champ®



Magnet Mount CB Antenna

Powerful ceramic magnet in base holds antenna. Plastic base liner helps prevent marring finish. Center-loaded mast has impact-absorbing base, 25" long overall. Not recommended for vinyl tops. Fully assembled with 15-1/2' coaxial cable.

Antennas - Power

- Each requires 11-1/2" deep x 3" long x 2" wide space under mounting surface for installation
- Four-section chrome plated stainless steel telescoping masts that extend to 31"
- Retract flush into fender mount
- 12-volt DC power, positive or negative ground
- Also included is 55" cable with standard size plug, hardware and instructions

9-445 (1)

Champ®

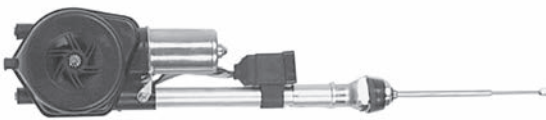


Semi-Automatic Power Antenna

Use switch to raise and lower antenna mast. Universal type base permits mounting options. Mount on front or rear fender. Color-coded wiring kit with control switch & brace.

9-425 (1)

Champ®

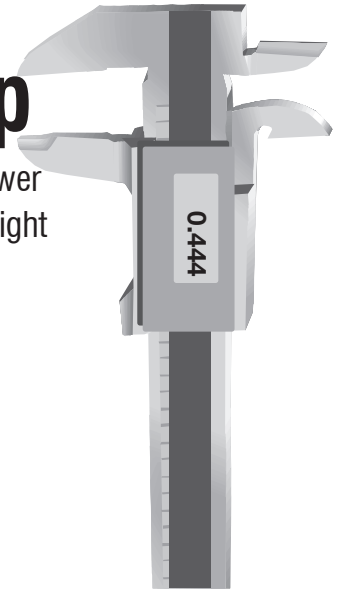


Fully Automatic Power Antenna - Chrome

Raises when radio is on, lowers flush when off. Kit includes 5 mounting heads. Mounting heads: 3, 8, 15, 23 & 30°.

Tech Tip

Clean & lubricate power antenna masts with light oil to prolong life.



Battery Hardware & Tools

- Hard-to-find parts to service batteries
- Excellent stocking item for specialty and general repair dealers

9-1766 (1)

Champ®



Battery Boxes, Large

16-5/8" x 9" x 10". Holds batteries up to 13-3/4"L x 7-1/8"W x 7-1/2"H. Polyethylene box keeps battery dry, protects from water/corrosives damage and helps prevent short circuits. Includes polyethylene tie-down strap and nylon buckle.

9-1765 (1)

Champ®



Battery Boxes, Small

13" x 9" x 10". Holds batteries up to 10-1/2"L x 7-1/8"W x 7-1/2"H. Polyethylene box keeps battery dry, protects from water/corrosives damage and helps prevent short circuits. Includes polyethylene tie-down strap and nylon buckle.

9-1731 (1)

Champ®



Battery Carrier Strap

For top terminal batteries. Acid resistant plastic strap. Double-grip jaws and safety catch.

9-786 (1)

Champ®



Battery Filler, Automatic

2 quart polyethylene to be used with acid or water. Automatic pouring action — flow stops when battery is full.

9-1301 (1)

Champ®



Battery Filler, Bulb Type

6 oz. capacity. Soft vinyl squeeze bulb with 6" long spout w/flex. Acid resistant.

9-431 (1)

Champ®



Battery Terminal Cleaner

Corrosion-resistant steel wire brushes. Inner bristles clean posts. Outer bristles clean cable terminals.

Battery Hardware & Tools (continued)

B

9-1473 (2)

Champ®



Battery Terminal Protectors - Side

Felt rings coated with corrosive preventive. Eliminates acid fumes from escaping at the seal. For side post batteries. One pair.

9-1471 (2)

Champ®



Battery Terminal Protectors - Top

Felt rings coated with corrosive preventive. Eliminates acid fumes from escaping at the seal. For top post batteries. One pair.
Champ 9-1465 (50)

9-1302 (1)

Champ®



Battery Tester - Hydrometer

13-1/2" long overall. Hydrometer float has large, easy to read markings. Checks battery condition by measuring specific gravity of battery acid.

9-1299 (1)

Champ®

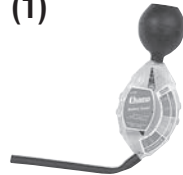


Battery Tester - Mini

Quick, easy way to check battery charge. Number of floating balls indicates cell condition.

9-1831 (1)

Champ®



Battery Tester - Professional

Shows state of battery charge instantly. Dial indicates gravity of electrolyte: hot or cold. Tests all 6, 12 & 24 volt wet cell storage batteries.

9-1779 (1)

Champ®



Battery Tools - Charger

1 amp trickle charger. Input 110/120 VAC, 50/60 Hz; Output 12VDC, 1 amp maximum. Includes color coded hookup wires with spring clips & instructions.

9-2545 (1)

Champ®



Battery Tools - Portable Tester

Use on 6 & 12 volt batteries. Up to 1,000 CA. Results in 30 seconds. Shock resistant movement with color coded clamps. Full 100 amp loaded capacity. Tests: Battery state-of-charge, battery cranking ability, charging system output and starter set.

111750 (1)

Champ®



Battery Tray - Large

13-3/4" x 7-1/2". Bolt-on replacement tray match mounting holes or brackets of most vehicles. One-piece, plastic coated steel with vented pocket to prevent accumulation of battery fluids. Holds group 4, 27, 29, 31, 53, 60 & 77 batteries.

111751 (1)

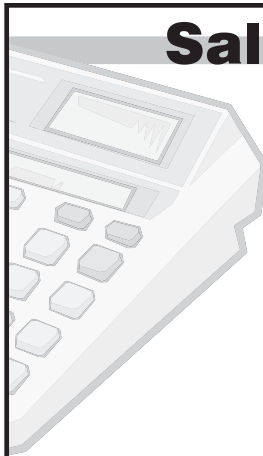
Champ®



Battery Tray - Small

11-3/8" x 7-1/2". Bolt-on replacement tray match mounting holes or brackets of most vehicles. One-piece, plastic coated steel with vented pocket to prevent accumulation of battery fluids. Holds group 1, 2, 17, 22, 23, 24, 42, 54, 55, 56, 72 & 74 batteries.

Sales Tip



For battery hold-downs and terminal bolts, refer to pages 8 and 9 of the 2009 Dorman HELP! Buyer's Guide. (HELP 0309)

Brooms, Brushes, Mops & Squeegees

B

95-1202 (1)

Champ®



Broom - Corn Fiber

Wire bound with four rows of heavy cord stitching. Smooth-sanded hardwood handle.

9-304 (1)

Champ®



Floor Brush - 3" Black Tampico Bristle

24" wide brush with dense bristles for general use. Use with Champ hardwood broom handles: 95-1205, 95-1207 or 95-1216

9-301 (1)

Champ®



Floor Brush - 3" Black Tampico Bristle & Wire

24" wide brush suited for rough floor sweeping. Use with Champ hardwood broom handles: 95-1205, 95-1207 or 95-1216

9-316 (1)

Champ®



Floor Brush - 4" Brown Palmyra Bristle

24" natural fiber bristle, highly durable. For sweeping heavy debris. Use with Champ hardwood broom handles: 95-1205, 95-1207 or 95-1216

9-319 (1)

Champ®



Floor Brush - 3-1/4" Plastic Bristle

24" wide bristles are unaffected by water. Easy to decontaminate. Use with Champ hardwood broom handles: 95-1205, 95-1207 or 95-1216

95-1207 (1)

Champ®



Handle, 5 ft. Threaded

For standard-duty brooms and brushes. 7/8" diameter.

95-1214 (1)

Champ®



Handle, 5 ft. Threaded

For heavy-duty brooms and brushes. 1-1/8" diameter.

95-1216 (1)

Champ®



Handle, 5 ft. Threaded Metal

Reinforced, heavy duty broom handle. 15/16" diameter.

95-1205 (1)

Champ®



Handle, 54" Tapered

For squeegees and deck brushes. 1-1/8" diameter.

95-1204 (1)

Champ®



Mop Handle

Smooth sanded hardwood with plated steel bracket.

9-362 (1)

Champ®




Mop Head, Highly Absorbent 24 Oz. Cord

Use with handles 95-1204.

95-1208 (1)

Champ®



Squeegee, Curved-End Blade, 36" Long

Industrial type with 1/4" blade bolted to heavy-gauge steel angle frame with cast aluminum ferrule. Neoprene blade. Use with 95-1205 (handle not included).

Brushes

- High quality with flagged (split) and tapered bristles to hold more paint. Use with all paints.



B

C

Bristles	Width	Trim	Champ Part # (Qty.)
Economy, 100% pure bristle	1"	1-11/16"	9-223 (1)
Economy, 100% pure bristle	1-1/2"	1-11/16"	9-225 (1)
Economy, 100% pure bristle	2"	1-11/16"	9-227 (1)
Economy, 100% pure bristle	3"	1-11/16"	9-231 (1)
Nylon	2"	2"	9-226 (1)
Nylon	3"	2-1/2"	9-230 (1)

Car Wash - Applicator Pads

- Ideal for applying waxes and polishes
- Sponge cored pads conform to body contours for uniform application

9-159 (1)

Champ®



Fast Wax 5" Applicator Pad

Poly sponge core encased in terry knit. Soft, lint free and machine washable.

9-131 (1)

Champ®



Terry Knit Wax & Polish Applicator Pad

6-1/2" x 4-1/8" x 1-1/3" terry knit applicator pad. Terry is sewn over a resilient, absorbent sponge.

Car Wash - Brushes

9-350 (1)

Champ®

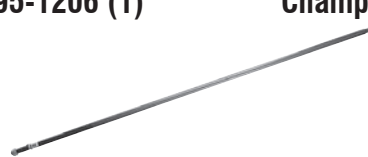


Corn Fiber Whisk Broom

11" overall broom with wire bound handle. Bright plated cap with hanger ring.

95-1206 (1)

Champ®



Flow-Through - 5 ft. Steel Handle

With brass hose coupling. Use with 9-257, 9-245 & 9-263 brushes.

9-257 (1)

Champ®



Flow-Through - Hardwood Brush Head, 10"

Tampico bristles with 2-1/2" trim. Wrap-around vinyl bumper strip. Use with handle 95-1206.

9-245 (1)

Champ®



Flow-Through - Plastic Brush Head, 10"

Tampico mix bristles with 2-1/2" trim. Wrap-around vinyl bumper strip. Use with handle 95-1206.

9-263 (1)

Champ®



Flow-Through - Plastic Brush Head, 10"

Plastic bristles with 2-1/4" trim. Acrylic plastic bristles ensure long life. Wrap-around vinyl bumper strip. New thin style flow-through head. Use with handle 95-1206.

9-157 (1)

Champ®



Long Handle Car & Truck Brush

Molded polypropylene 20" brush will not crack. Flagged acriliflo bristles with 2" trim.

Car Wash - Brushes (continued)

9-182 (1) Champ®



Tire Brush - Brass Wire

Overall size is 2-3/8" x 8-1/4". 3/4" trim.

9-176 (1) Champ®



Tire Brush - Nylon Bristle

Overall size is 2-1/2" x 8-1/4". 5/8" trim.

9-193 (1) Champ®



Vinyl Top & Upholstery Brush

All plastic scrub brush with 1" trim. Full length easy grip handle: 6"L x 2-1/8"W.

9-160 (1) Champ®



Wheel/Fender Brush - 12" Handle

White Tampico. Heavy-duty foam plastic block - 2" trim bristles.

9-164 (1) Champ®



Wheel/Fender Brush - 20" Handle

White Tampico. Heavy-duty foam plastic block - 2" trim bristles.

9-150 (1) Champ®



Wheel/Fender Brush - 8-1/2" Handle

Brown Palmyra. Heavy-duty foam plastic block - 2" trim bristles.

Car Wash - Chamois

- Imported leather chamois are 100% cod oil tanned
- Highly absorbent and lint free
- Safest and gentlest way to dry and polish vehicle.

Size	Champ Part # (Qty.)
2.5 square ft.	9-103 (1)
3.5 square ft.	9-109 (1)
4.5 square ft.	9-121 (1)
5.0 square ft.	9-102 (1)



Car Wash - Cloths

9-211 (1) Champ®



Cheesecloth Open Mesh

General purpose wiping, waxing and polishing. 30 sq. ft. roll in poly bag.

9-111 (1) Champ®



Drying Cloth Chamois Like, 2.5 sq. ft.

Use like a chamois, absorbs water & dries fast. Unharmd by detergents, gasoline & oil. Machine washable & won't mildew.

9-112 (1) Champ®



Drying Cloth Chamois Like, 5 sq. ft.

Use like a chamois, absorbs water & dries fast. Unharmd by detergents, gasoline & oil. Machine washable & won't mildew.

Car Wash - Cloths (continued)

9-207 (1)

Champ®



Dusting Cloth Wax-Treated Flannel Cotton

405 square inch size. Extra long nap to trap and hold dust and dirt.

9-210 (1)

Champ®



Polishing Cloth Soft, Seamless, Lint Free

Use with rubbing compounds and polishes. Highly absorbent for polishing, cleaning & dusting. Bleached white cloths in 5 pound bag.

9-269 (4)

Champ®



Terry Towels - White Cotton

Hemmed and machine washable. Towel is 15" x 18". Package of 4.

9-115 (1)

Champ®



Wiping Cloth Absorbent Fleece - Type, Cotton

Knit rags contained in handy 1 pound bag. For washing, wiping, waxing and polishing.

9-235 (1)

Champ®



Wiping Cloths - General Use

Mixed absorbent cloths in 10 pound carton. Lightweight rags for service stations, home, etc.

Car Wash - Hose Nozzles & Menders

9-1841 (1)

Champ®



Hose Coupler - Female

Fits 5/8" to 3/4" ID hoses. Leakproof clamp-on installation with screwdriver. Non-corroding, break resistant, nylon fitting for easy repair of rubber or plastic water hoses.

9-1840 (1)

Champ®



Hose Coupler - Male

Fits 5/8" to 3/4" ID hoses. Leakproof clamp-on installation with screwdriver. Non-corroding, break resistant, nylon fitting for easy repair of rubber or plastic water hoses.

9-1844 (1)

Champ®



Hose Mender

Fits 5/8" to 3/4" ID hoses. Leakproof clamp-on installation with screwdriver. Non-corroding, break resistant, nylon fitting for easy repair of rubber or plastic water hoses.

9-1250 (1)

Champ®



Hose Nozzle - Pistol Grip

Chrome plated, die-cast zinc body. Locking pistol grip. Solid brass valve with adjusting nut.

9-1249 (1)

Champ®




Hose Nozzle - Adjustable

Heavy duty with locking trigger action. Nozzle reverses for high-pressure stream/spray. Die-cast zinc body with brass valve.


Car Wash - Polishing Bonnets & Discs

- Durable heavy-duty construction with wool pile, natural sheepskin backing and mildew proof stitching
- Bonnets secure to disc with heavy tie cord




Bonnet, 5-3/4" Diameter

Pile size is 3/4". Durable heavy-duty construction with wool pile, natural sheepskin backing. Mildew-proof. Bonnets secure to disc with heavy tie-cord.




Bonnet, 8" Diameter

Pile size is 1-1/2". Durable heavy-duty construction with wool pile, natural sheepskin backing. Mildew-proof. Bonnets secure to disc with heavy tie-cord.




Bonnet, 9" Diameter

Pile size is 1-1/4". Durable heavy-duty construction with wool pile, natural sheepskin backing. Mildew-proof. Bonnets secure to disc with heavy tie-cord.



Disc, 5-1/2" Diameter


Arbor size 1/4" dia. Natural wool yarn/synthetic backing. Use with 1/4" and larger electric drills.



Disc, 7-1/2" Diameter

Arbor size 7/8" dia. Virgin wool yarn/heavy canvas backing.

Car Wash - Sponges & Wash Mitts




6" x 9" Chenille Mitt

Double-sided mitts with elastic cuff. Mildew-proof. Heavy, fluffy, easy on all finishes. Washes quick and clean.




8" x 11" Wash Mitt

Double-sided mitts with elastic cuff. Mildew-proof. Soft, fluffy fiber - best quality for fast cleaning action and long life, safe for use on all surfaces.




Deluxe Bug Sponge

4-1/4" x 3-1/2" x 1-1/8". Easy to hold and use - tough nylon knit over cellulose sponge. Removes bugs, tree sap, road oil without marring glass or chrome.




High Capacity Polyester Foam

7-1/2" x 5-1/4" x 3". Absorbs more water than natural sponge, is softer and more pliable than cellulose. Stays soft when dry. Can be boiled to sterilize.



Highly Absorbent Cellulose Sponge

7-1/2" x 3-3/4" x 2". Sponge is long-lasting and tough for all your car, truck, SUV, van, boat, home and shop cleaning needs.



Highly Absorbent Cellulose Sponge

7-5/8" x 5-5/8" x 2". Sponge is long-lasting and tough for all your car, truck, SUV, van, boat, home and shop cleaning needs.

Car Wash - Sponges & Wash Mitts (continued)

9-125 (1)

Champ®



Popular Bone-Shaped Sponge

8-1/2" x 4-3/4" x 2-3/4". Extra large, easy grip poly sponge.

Sales Tip



To simplify cleaning SUVs, vans, trucks, & RVs use Champ flow-through wash mops and brushes. See page 10.

C

Car Wash Accessories

9-296 (1)

Champ®



Spray Bottle - Trigger Action

22 oz. molded plastic. Replaceable and adjustable spray nozzle.

95-1090 (1)

Champ®



Wash Bucket Kit - 11 Quart Plastic

All your cleaning needs in a sturdy bucket: wash mitt, bug scrubber, bone sponge, polish cloth.

Chrome Accessories

• NOTICE: Not legal for sale or use on pollution-controlled motor vehicles. Not applicable or intended for street use on regulated motor vehicles unless originally equipped by the motor vehicle manufacturer.

7-990 (1)

Champ®



Air Cleaner 10" Dia. x 3-1/2" High

Fits 4-7/32" (11cm) and 5-1/8" (13cm) carburetor necks. Uses AC A132, Fram CA189PL, Purolator AFP59 & Wix 42083 replacement elements. Includes element, emission control adapters, mounting stud & wing nut.

7-992 (1)

Champ®



Air Cleaner 4" Dia. x 2-3/4" High

Fits 3-1/6" (7.8cm) and 2-5/8" (6.7cm) carburetor necks. Use Champ **7-994** replacement paper filter. Includes element, mounting stud & wing nut.

7-998 (1)

Champ®



Air Cleaner 6-7/8" Dia. x 3-3/4" High

Fits 4-7/32" (11cm) and 5-1/8" (13cm) carburetor necks. Fits 2 and 4 barrel carburetors. Uses Fram CA101P, Purolator AFP21, & AC A130C replacement elements. Includes element, neck adapter ring, mounting stud & wing nut.

7-994 (1)

Champ®



Air Cleaner Element

Replacement filter element for Champ **7-992**. 4" OD x 2" high.

7-895 (2)

Champ®



Dust Caps, 2-1/16" OD, 2" ID

Chrome plated seamless steel caps. Universal fit for most vehicles and trailers. Packaged in 2.

7-969 (1)

Champ®



Exhaust Tip Baloney Slice

2-1/2" ID. 9" in length. Fits 2" to 2-1/2" pipe.

Chrome Accessories (continued)

7-965 (1)

Champ®



Exhaust Tip Rolled-Edge

2" ID. 9" in length. Fits 1-3/4" to 2" pipe.

7-970 (1)

Champ®



Exhaust Tip Rolled-Edge

2-1/2" ID. 9" in length. Fits 2" to 2-1/2" pipe.

7-988 (1)

Champ®



Exhaust Tip Turn-Down

1-5/8" ID. 9" in length. Fits 1-3/8" to 1-5/8" pipe.

7-966 (1)

Champ®



Exhaust Tip Turn-Down

2" ID. 9" in length. Fits 1-3/4" to 2" pipe.

Drain Pans

- **CAUTION:** Proper disposal of all oil products is mandated by state laws. These products help you to do your part to combat pollution and protect the environment by adhering to all regulations pertaining to oil product disposal.

95-1302 (1)

Champ®



Drain Funnel - Transmission

ABS plastic pan collects fluids from wide area. 22" x 24" x 5" deep with integral strainer. Fits on lift drains with 7" diameter funnels.

9-814 (1)

Champ®



Drain Pan - 14 Quart (3-1/2 Gallon) Steel

Rolled top edge and corrugated bottom add strength. 16" diameter x 4" deep. Galvanized finish.

95-1371 (1)

Champ®



Drain Pan - 15 Quart (3-3/4 Gallon) Plastic

High density polyethylene. Resistant to most chemicals. Built-in hand grips and drain holder. For oil, antifreeze or transmission fluid.

95-1370 (1)

Champ®



Drain Pan - 18 Quart (4-1/2 Gallon) Plastic

Three easy-grip handles with splash guard rim for pouring. Internal baffles prevent liquids from sloshing. Use with antifreeze, oil, transmission fluid & most shop chemicals.

9-816 (1)

Champ®



Drain Pan - 24 Quart (6 Gallon) Steel

Side-bail handles, baffle plate & pouring lip. 18" diameter x 6" high. Galvanized finish.

9-1316 (1)

Champ®



Drain Pan - 7 Quart (1-3/4 Gallon) Polypropylene

Rigid one-piece molded pan with pour spout. 13" diameter overall. Unaffected by gas, oil and most chemicals.

C

D

Drain Pans (continued)

9-843 (1)

Champ®



Drip Pan - Galvanized Steel

Shallow pan catches and holds dripping oil and fluid. 25-3/4" x 17-3/4" x 1" deep. Rust resistant zinc plated — ribbed for rigidity. Leave under car to prevent oil stains in garage.

95-1300 (1)

Champ®



Lift Drain - 5 Gallon Metal Oil

11-3/4" diameter gunnel on telescoping neck. Neck adjusts 38-1/2" to 68" with thumb screw clamp. Dome top, rub ring bottom, die formed handle/spout. **WARNING:** Use handle when moving oil lift drain.

95-1299 (1)

Champ®



Lift Drain - Replacement Funnel and Tube

Fits 95-1300 oil lift drain.

Driving Lights & Accessories

9-1279 (1)

Champ®



Bulb - Type H3 55 Watt Replacement

Quartz iodine bulb, 12-volt, 55 watt.

7-1041 (1)

Champ®



Heavy-Duty Relay

For switching high amperage circuits. Use with 12-volt equipment like lights and horns. Rated for up to 30 amp. About 1" x 1" x 1-1/8" with 1/2" x 3/4" mounting tab.

9-1291 (1)

Champ®



Light & Accessory Relay

Draws less than 2 amps to control loads to 25 amp. Rated for continuous duty on 12-volt DC.

Drop Lights, Extension Cords & Accessories

9-369 (4)

Champ®



Bulb - 12 Volt Rough Service

50 watt. For use in standard socket fixtures in motor homes, vans, RVs and boats.

9-361 (1)

Champ®



Bulb - Fluorescent 17" long, F15-T8

15 watt. Replacement for 9-1208.

9-365 (1)

Champ®



Bulb - Fluorescent Mini, 125-Volt

13 watt. Replacement for 9-1207.

9-364 (4)

Champ®



Bulb - Plastic Coated

50 watt. Shatter-resistant, weather-resistant - excellent for outdoor use in exposed fixtures. Long-life, heavy-duty filament, brass base outlasts ordinary bulbs.

Champ 9-366 (4) 75 watt
Champ 9-367 (4) 100 watt

9-355 (1)

Champ®



Bulb - Rough Service

50 watt. Vibration resistant, long life bulbs with extra-strong filaments and corrosion resistant brass bases are made for use in drop lights.

Champ 9-357 (4) 75 watt
Champ 9-360 (4) 100 watt

9-1208 (1)

Champ®



Drop Light - Fluorescent

Tough, lightweight material housing protects bulb. Insulated 25 ft. cord has plug-in ballast. Uses standard 15 watt fluorescent tube (9-361). 115-volt, AC only. UL listed. Not for explosive atmospheres. Bulb will not get "hot" like incandescent bulb.

Drop Lights, Extension Cords & Accessories (continued)

9-1207 (1)



Champ®

Drop Light - Fluorescent Mini

13 watt bulb in 12-1/2" long lamp. 15 ft. SVT 18/2 cord, 3 conductor plug-in ballast. Built-in switch and shatter-resistant housing. Use Champ 9-365 replacement bulb. No more burns. UL listed. Not for explosive atmospheres. Bulb will not get "hot" like incandescent bulb.

9-1239 (1)



Champ®

Drop Light - Industrial Grade

Circuit breaker handle. 16/3 SJT gauge. Metal bulb cage. Cord length: 25 ft. grounded plug and side outlet with bulb switch in handle. 15 amps 125-volt.
Champ 9-1240 (1) 50 ft.

9-1231 (1)



Champ®

Drop Light Metal Bulb Cage

All metal with swing-open cage and integral hook. Clamps onto most drop light handles. For use with grounded units only.

9-1230 (1)



Champ®

Drop Light Plastic Bulb Cage

Heat- and break-resistant. Will not heat up like metal cage. Swing-open cage. Clamps onto most drop light handles. UL listed.

9-1229 (1)




Champ®

Drop Light Replacement Handle

Unbreakable plastic. Switch and outlet built-in. Use with 3 conductor cord. Accepts most plastic and metal bulb cages.

9-1294 (1)



Champ®

Drop Light w/Reel

18/3 SVT. 50 ft. cord with metal bulb cage. Built-in on/off switch and outlet in handle.

9-1221 (1)



Champ®

Drop Light w/Reel - Fluorescent

40 ft. cord (no switch in handle). 13 watt. Work light is activated by an automatic switching device on the reel.

9-1209 (1)



Champ®

Drop Light w/Reel - Metal

16/3 SJO, 30 ft. (neoprene) cord. Grounding plug, side outlet and switch. Rated at 7 amps, 125-volt. Meets requirements for grounding electrical equipment. UL listed. Work light is activated by an automatic switching device on the reel.

9-1212 (1)



Champ®

Reflector Light - Clamp On

8-1/2" diameter aluminum reflector. Mounted with pivoting ball joint to spring clamp. 6 ft., 18/2 gauge SPT2 plastic cord. UL listed. Rated 10 amps 125-volt.




D

Exterior Accessories

9-2975 (2)

Champ®



Deer Whistles - Black

Ultrasonic warning device fits all vehicles. Easy to remove for cleaning. Warning whistle sound is airflow activated at 35 MPH.
Champ 9-2976 (2) Chrome

7-812 (2)

Champ®



Door Edge Guards - Black

Round, 33" in length. Protect door edges from chipping and scuffing. Flexible plastic edging conforms easily to door.
Champ 7-813 (2) Chrome, Round
Champ 7-815 (2) Chrome, Flat

7-274 (1)

Champ®



Hood Latch, Rubber w/Bracket

Universal latch - 4-7/8" long. Molded rubber holds doors and hoods tightly.

E

F


9-1709 (2)

Champ®



Spare Tire Cover - Black

Fits most 15" to 16" tires. Rugged fabric-backed vinyl with beaded seam. Industrial grade elastic makes for easy installation.



Tech Tip

To maintain effectiveness, clean out Deer Whistles every time you clean your car.

Fans

7-941 (1)

Champ®



12 Volt RV and Truck 2-Speed Fan

8-3/4" tall with 7-1/4" diameter guard. 6-1/4" metal blade is in chrome-plated wire guard. Chromed metal motor housing and base with built-in switch. 12-volt positive or negative ground.

7-942 (1)

Champ®



12 Volt RV and Truck Oscillating Fan

9-1/2" tall with 7" diameter guard, 6" plastic blade. Chrome-plated, steel bracket & wire blade guard. Installs on dash or side panel and is removable. Remote control push-pull switch with mount bracket. 12-volt positive or negative ground.

7-933 (1)

Champ®



24 Volt Heavy-Duty 2-Speed Fan

Chrome plated 8-3/4" x 7-1/4". For RVs, trucks, diesel equipment, aircraft, etc. Ideal for applications requiring 24 volts.

Floor Mats




Carpet Plush

Complete four piece set. Front dimensions 26-7/8" x 17-1/4", rear dimensions 17" x 12".

Charcoal/Black

9-2684 (4)




Rubber, Truck Twin

Two-piece, full size floor mats are made of heavy molded, natural rubber. Dimensions 27-1/2" x 20". Special waffle-grid design holds water, dirt and grime. Trim to fit.

Black

9-2669 (4)



Carpet Universal

Complete four piece front and rear set. Front dimensions 26" x 16-5/8", rear dimensions 16-5/8" x 11-1/4".

Beige/Tan

9-2734 (4)

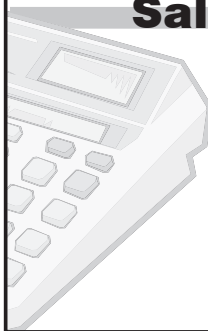
Black

9-2737 (4)

Gray

9-2735 (4)


Sales Tip



Easy to Merchandise!
Each set comes with durable header for hanging.


F

Funnels




Plastic 17-1/2" Flexible Funnel

Equipped with safety screen. Unaffected by water, oil or grease.



Plastic 18" Flex & Fill Funnel

Bowl holds over 1 quart — or drop in quart can. Molded vent ribs support can and prevents vacuum lock. Polyethylene construction.



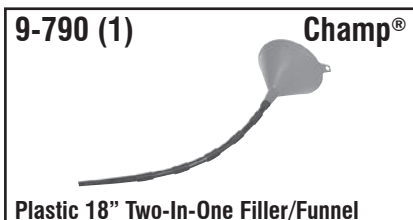
Plastic 18" Rigid Funnel

Polypropylene is unaffected by gasoline, oil, etc. Shape holds all rectangular bottles.




Plastic 18" Super Funnel

Funnel is 5" OD, tip tapers to 1/2" OD. Unaffected by water, oil or grease. Not recommended for solvents. Polyethylene construction.



Plastic 18" Two-In-One Filler/Funnel

Use with or without flexible tube. 5-3/4" diameter funnel top, 3/8" OD.



Plastic 3-Piece Funnel Set

Includes 4", 6" & 8" funnels. Capacities are 1/2 pint, 1 pint & 2 quart respectively.

Funnels (continued)

9-1335 (1)

Champ®



Plastic 4" Diameter Funnel

Capacity: 1/2 pint.

9-1336 (1)

Champ®



Plastic 6" Diameter Funnel

Capacity: 1 pint. Polyethylene construction.

9-811 (1)

Champ®



Plastic Fast Flow Funnel

7" diameter, oversized spout with filter screen.

9-784 (1)

Champ®



Steel 18" Transmission Funnel

Bevel top 5-1/2" funnel with # 80 mesh screen. Flexible steel hose with 3/8" ID tapered spout. Epoxy finish.

9-802 (1)

Champ®



Steel 6-1/4" Diameter Funnel

Capacity: 2 quart. Galvanized finish.

9-804 (1)

Champ®



Steel 8-1/2" Diameter Funnel

Capacity: 5 quart. Galvanized finish.

9-785 (1)

Champ®



Steel Flexible Neck 5-1/4" Diameter

Spout has 1/2" ID opening. # 80 mesh screen. Galvanized finish.

9-787 (1)

Champ®



Steel Tractor 10 Quart Funnel

Lock-on feature holds funnel in position. Removable brass screen. Galvanized finish.

Gas Cans

9-820 (1)

Champ®



Metal Safety Can - 3 Gallon

Heavy-duty all steel construction for safe indoor storage of all flammable liquids. Spring loaded, self-closing cap provides automatic pressure relief. Safety screen in spout provides fire baffle. Red enamel finish.

9-821 (1)

Champ®



Metal Safety Can - 5 Gallon

Heavy-duty all steel construction for safe indoor storage of all flammable liquids. Spring loaded, self-closing cap provides automatic pressure relief. Safety screen in spout provides fire baffle. Red enamel finish.

Sales Tip



Recommend your customers keep an empty gas can in their garage or vehicle for emergency situations.

Gasket Material

135143 (1) Champ®



Gasket Material - Cork

Use for valve covers & oil pans. Accommodate compression and flexing of surfaces. Fuel and oil resistant - 1/16" x 12" x 36" in size. Ideal for lining tool drawers & tackle boxes.

135141 (1) Champ®



Gasket Material - Fiber

1/32" thick. Impervious to fuels, lubricants & antifreeze. Use for engine timing covers, water pumps, thermostat housing & water outlets. 12" x 36" sheets ready to cut to fit for automotive, marine, small engine and compressor use.

Champ 135142 (1) - 1/16" thick

135144 (1) Champ®



Gasket Material Asbestos-Free

Replaces compressed asbestos materials. For high pressure-temperature applications. Withstands temperature up to 350° F. Size: 1/32" x 12" x 18".

Gauge Kits

G

- Know the condition of your engine and electrical system with pre-assembled multi-gauge kits
- Full size 2-1/16" diameter gauges feature black faces with crisp white markings and red indicator
- Includes gauges, mounting panel with optional woodgrain insert, sending units, adapters and installation hardware

7-156 (1) Champ®



Dual Gauge, Chrome - Mechanical

Oil Pressure/Water Temperature. Back lit. Panel size: 5-1/8"W x 2-7/8"H.

7-105 (1) Champ®



Triple Gauge, Black - Mechanical

Oil Pressure/Water Temperature/Ammeter. Full sweep, back lit & tilt tube mounts. Panel size: 7-1/2"W x 2-7/8"H. Tilt tube adjusts to aim gauge towards driver.

7-116 (1) Champ®




Triple Gauge, Chrome - Mechanical

Oil Pressure/Water Temperature/Ammeter. Back lit. Panel size: 7-1/2"W x 2-7/8"H.

Gauge Panels

- Gauge Panels: Heavy-gauge metal for under dash installation of 2-1/16" diameter gauges


7-218 (1) Champ®



Mounting Panel, Dual Gauge Chrome

5-1/8"W x 2-7/8"H overall dimensions. Includes optional woodgrain & black panel inserts.

7-212 (1) Champ®



Mounting Panel, Single Gauge Chrome

2-5/8"W x 2-7/8"H overall dimensions. Includes optional woodgrain & black panel inserts.

Gauges - Ammeters

- Ammeters monitor and measure the level of power generated by vehicle's charging system
- Show the battery and electrical system condition through charging or discharging
- These gauges will indicate equipment failure, loose or faulty belts and excessive loads
- "Complete Kit" includes gauge, mounting panel with optional wood grain panel inserts and installation hardware
- Full size 2-1/16" diameter gauges feature black faces with crisp white markings and red indicator

7-154 (1)

Champ®



Complete Kit, Chrome - Electric

Narrow sweep & back lit. -60 to +60 amperes. Panel size: 2-5/8"W x 2-7/8"H.

7-103 (1)

Champ®



Gauge Only, Chrome - Electric

Narrow sweep & back lit. -60 to +60 amperes.

7-134 (1)

Champ®



Gauge Only, Chrome - Electric/Economy

Wide sweep, back lit & tilt tube mount. -60 to +60 amperes. Panel size: 2-5/8"W x 2-7/8"H. Tilt tube adjusts to aim gauge towards driver.

7-135 (1)

Champ®



Complete Kit, Chrome - Electric/Low Range

Narrow sweep & back lit. -60 to +60 amperes. Panel size: 2-5/8"W x 2-7/8"H.

G

Gauges - Fuel Level

- Use heavy-duty electric gauges in cars, trucks, motorcycles, off-road vehicles and industrial applications where normal gauges won't hold up
- Gauges are vibration, temperature and moisture resistant
- Full size 2-1/16" diameter gauges feature black faces with crisp white markings and indicator

7-193 (1)

Champ®



Gauge Only, HD Chrome - Electric

Wide sweep & back lit. For Ford & Chrysler vehicles with OE sender.

7-194 (1)

Champ®



Gauge Only, HD Chrome - Electric

Wide sweep & back lit. For GM vehicles with OE sender.

7-196 (1)

Champ®



Gauge Only, HD Chrome - Electric

Wide sweep & back lit. For AMC & Jeep vehicles and replacement for Stewart Warner gauges or use Champ 7-199 sender.

7-199 (1)

Champ®



Sending Unit, Fuel

Use with Champ 7-196 electric fuel level gauge. Adjusts for tank depth of 5" to 27". Includes screws and gasket.

Gauges - Oil Pressure

- Proper oil pressure is critical to the life of an engine
- An oil pressure gauge lets you monitor the actual pressure, not just to see the “oil” light when it is too late
- Full size 2-1/16” diameter gauges feature black faces with crisp white markings and red marker
- “Complete Kit” includes gauge, mounting panel with optional woodgrain panel insert, sending unit or tubing, adapters and installation hardware

7-146 (1) Champ®



Complete Kit, Black - Mechanical

270° sweep, back lit & tilt tube mount. Range: 0-100 psi (0-7 kg/cm²). Panel adjusts to aim gauge towards driver.

7-153 (1) Champ®



Complete Kit, Chrome - Mechanical

Narrow sweep & back lit. Range: 0-100 (0-7 kg/cm²). Panel size: 2-5/8W” x 2-7/8”H.

7-150 (1) Champ®



Complete Kit, Chrome - Mechanical

270° sweep, back lit & tilt tube mount. Range: 0-100 psi (0-7 kg/cm²). Panel adjusts to aim gauge towards driver.

7-143 (1) Champ®



Gauge & Sending Unit, Chrome - Electric

Narrow sweep & back lit. Range: 0-100 psi (0-7 kg/cm²).

7-198 (1) Champ®



Gauge & Sending Unit, HD Chrome - Electric

Wide sweep & back lit. Range: 0-100 psi (0-7 kg/cm²). Heavy-duty gauge is vibration, temperature and moisture resistant.

7-121 (1) Champ®



Gauge Only, Chrome - Mechanical

270° sweep & back lit. Range: 0-100 psi (0-7 kg/cm²). Use **7-902** installation kit.

7-133 (1) Champ®



Gauge Only, Chrome - Mechanical/Economy

Narrow sweep & unlighted. Range: 0-100 psi (0-7 kg/cm²). Use **7-902** installation kit.

7-142 (1) Champ®



Gauge Only, Chrome - Mechanical/Low Range

Narrow sweep & unlighted. Range: 0-40 psi (0-3 kg/cm²). For older vehicles, farm & off-road equipment. Use **7-902** installation kit.

7-147 (1) Champ®



Installation Kit, Oil Pressure - Mechanical

Includes brass fittings & 6' copper tubing. Ideal for applications where tube must pass near manifolds or other hot components.

7-902 (1) Champ®



Installation Kit, Oil Pressure - Mechanical

Six feet of 1/8” plastic tubing and fittings. Use with **7-101**, **7-121**, **7-133** & **7-142**. Plastic tubing is more kink resistant than copper and easier to route.
Dorman® 705-094 (1)

Sales Tip



Electrical gauges have remote sensors eliminating the need for tubes running from the interior of the engine. This simplifies installation and is safer.

Gauges - Tachometers

- Shows RPM of 4-, 6- or 8-cylinder engines. All solid state circuitry
- Install in 12-volt vehicles with negative ground electrical systems, point or electronic ignition
- Not for use on diesel engines or engines with distributorless ignitions
- Metal housing with chrome plated bezels
- Gauges feature black faces with crisp white markings and indicator with adjustable "red line" needle

7-118 (1)

Champ®



Tachometer, Mini Compact - 8,000 RPM

270° sweep, back lit with zero adjustment.

7-108 (1)

Champ®



Complete Kit, Chrome - Mechanical

270° sweep, back lit, 3-5/8" dial with zero adjust.

Gauges - Temperature

G

- Temperature gauges can monitor coolant, oil (useful on highly stressed or turbo charged engines) or automatic transmission fluid temperatures
- Full size 2-1/16" diameter gauges feature black faces with crisp white marks, green & red "safe zone" indication and red needle
- "Complete kit" includes gauge, mounting panel with optional wood grain panel insert, sending unit, adapter fittings and installation hardware

7-125 (1)

Champ®



Complete Kit, Black - Electric

Wide sweep, back lit & tilt tube mount.
Range: 130-290° F/60-140° C. Panel size: 2-5/8"W x 2-7/8"H. Tilt tube adjusts to aim gauge towards driver.

7-109 (1)

Champ®



Complete Kit, Black - Mechanical

270° sweep, back lit & tilt tube mount.
Range: 130-280° F/50-140° C. Panel size: 2-5/8"W x 2-7/8"H.

7-128 (1)

Champ®



Complete Kit, Chrome - Mechanical

Narrow sweep & back lit. Range: 130-290° F/60-140° C. Panel size: 2-5/8"W x 2-7/8"H.

7-155 (1)

Champ®



Complete Kit, Chrome - Mechanical

Narrow sweep & back lit. Range: 130-280° F/50-140° C. Panel size: 2-5/8"W x 2-7/8"H.

7-152 (1)

Champ®



Complete Kit, Chrome - Mechanical

270° sweep, back lit & tilt tube. Range: 130-280° F/50-140° C. Panel size: 2-5/8"W x 2-7/8"H. Tilt tube adjusts to aim towards driver.

7-132 (1)

Champ®



Gauge & Sender, Chrome - Electric

Narrow sweep & back lit. Range: 130-290° F/60-140° C.

7-111 (1)

Champ®



Gauge & Sender, Chrome - Mechanical

Narrow sweep & back lit. Range: 130-280° F/50-140° C.

7-120 (1)

Champ®



Gauge & Sender, Chrome - Mechanical

Narrow sweep & back lit. Range: 130-280° F/50-140° C. Same as 7-111 but with 96" capillary tube. Ideal for rear engine cars.

7-123 (1)

Champ®



Gauge & Sender, Chrome - Mechanical

270° sweep, back lit & tilt tube. Range: 130-280° F/50-140° C.

Gauges - Temperature (continued)

7-195 (1)



Champ®

Gauge & Sender, HD Chrome - Electric

Heavy-duty, wide sweep & back lit. Range: 100-280° F. Heavy-duty gauge is vibration, temperature and moisture resistant.

Sales Tip



Electrical gauges have remote sensors eliminating the need for tubes running from the interior of the engine. This simplifies installation and is safer.

Gauges - Vacuum & Elapsed Time Meters

7-170 (1)

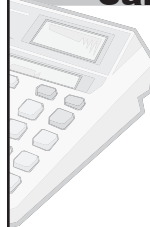


Champ®

Gauge Only, Chrome - Electric

Elapsed Time Meter. Accurate to within 1% from -65° to +160° F. Operates on 8-50 volts DC, negative ground. Fits 2-1/16" diameter panel opening. Records engine hours or equipment operation time to the tenth of an hour up to 9,999.9 hours.

Sales Tip



Elapsed Time Meters (or hour gauges) are useful for off road and stationary equipment to indicate when service should be performed.

G

Gauges - Voltage

- Monitor battery and charging system operation
- Indicates problems with a dead battery cells and bad voltage regulators
- Full size 2-1/16" diameter gauges feature black faces with crisp white markings and red indicator
- "Complete Kit" includes gauge, mounting panel with optional woodgrain panel inserts and installation hardware

7-171 (1)



Champ®

Complete Kit, Chrome - Electric

Narrow sweep & back lit. Calibrated 8-16 volts. 2-5/8"W x 2-7/8"H overall panel dimensions.

7-197 (1)



Champ®

Gauge Only, HD Chrome - Electric

Wide sweep & back lit. Calibrated 8-16 volts. Heavy-duty gauge is vibration, temperature and moisture resistant.

Gloves

• All gloves are packaged in pairs and “standard size” unless otherwise noted

9-966 (2) Champ®



Driver's Gloves - Large Soft Tanned Cowhide
Unlined with gunn cut and elastic wrist band.

9-963 (2) Champ®



Jersey Work Gloves
Brown jersey with matching knit wrist band. Clute cut.

9-968 (2) Champ®



Leather Palm Safety Cuff Gloves
Leather palms, thumb, first finger & fingertips. Gunn cut.

9-971 (2) Champ®



Work Gloves - Vinyl Coated
Soft knit full lining with knit wrist. Vinyl coating resists acids and caustics.

Sales Tip




Generate impulse sales! Display gloves on space saving waterfall racks.

G

Grease Gun Accessories


• Adapters, hoses and couplers reach hard to grease areas and fittings

9-1795 (1) Champ®




Adapter - 12 Position Swivel
Rotates & locks to help reach hard-to-get fittings. Threaded 1/8" NPT. Includes coupler.

9-1882 (1) Champ®




Adapter - Needle Nose
Converts jaw type lube couplers to needle points. Threaded 1/8" NPT. Use with hand grease guns. Dispenses fine line of grease to hard-reach areas.

9-1796 (1) Champ®




Adapter - Needle Tip
Dispenses a fine, controlled line of grease. Lubricates bearings, spindles & shafts. Threaded 1/8" NPT.

9-1875 (1) Champ®




Coupler - 90° Grease Gun
For hard-to-reach grease fittings. Comes with large and small sleeves. Recommended working pressure 4,000 psi. Threaded 1/8" NPT.

9-765 (1) Champ®



Coupler - Grease Gun
Hardened jaws. Neoprene seal. Spring-loaded check valve. Threaded 1/8" NPT.
Dorman® 486-961 (1)

9-1877 (1) Champ®



Coupler - Heavy-Duty Grease Gun
Spring loaded ball check valve. 1/8" NPT female threads. Recommended working pressure 4,000 psi.

Grease Gun Accessories (continued)

9-766 (1)

Champ®



Grease Injector Needle w/Protector Sheath

Hardened steel needle is ideal for sealed bearings. Use for hinge pins & between leaves of springs. Snaps onto grease gun coupler. Sheath, not shown.

9-1803 (1)

Champ®



Hose For Hand and/or Air Operated Gun

18" - up to 5,000 psi. 1/8" NPT male ends.

9-771 (1)

Champ®



Hose For Hand Operated Gun

12" - up to 3,000 psi. 1/8" NPT male ends.

9-773 (1)

Champ®



Hose For Hand Operated Gun

18" - up to 3,000 psi. 1/8" NPT male ends.

9-1555 (3)

Champ®



Multi-Purpose Grease Cartridges

3 oz. mini-size cartridges. For 9-783 and other mini grease guns. Package of 3.

G

Grease Guns

- All grease guns include extension and coupler

9-762 (1)

Champ®



1 Pint Self-Priming Suction Gun

Knurled steel barrel, neoprene plunger & 11" hose. Use with non-corrosive fluids.

9-1799 (1)

Champ®



14 oz. Air Operated Gun

Delivers charge of grease up to 6,500 psi. One-hand operation with trigger press action. Requires 90-150 psi air supply. Accepts 1/4" NPT air line fitting. Three - way loading: cartridge, dispenser or bulk.

9-763 (1)

Champ®



14 oz. Heavy-Duty Lever Action Gun

Ball check valve delivers up to 10,000 psi. Knurled steel body. Three - way loading: cartridge, dispenser or bulk.

9-1804 (1)

Champ®



14 oz. Heavy-Duty Variable Stroke Gun

Develops up to 10,000 psi pressure. Full pressure with short strokes in close spaces. Knurled body has non-slip lever handle. Three - way loading: cartridge, dispenser or bulk. Features loader and bleeder fittings.

9-1800 (1)

Champ®



14 oz. One hand Trigger Action Gun

Heavy-duty gun delivers up to 6,000 psi. Knurled steel barrel. Positive action plunger. Two - way loading: cartridge or bulk.

9-783 (1)

Champ®



3 oz. Mini-Size One Hand Gun

Trigger operated, develops up to 3,500 psi. Uses 3 oz. cartridge (9-1555).

Horns & Back-Up Alarms

9-2951 (1) Champ®



Back-Up Alarm - 107dB

Extra loud alarm is perfect for large trucks, farm and off-highway equipment. High frequency "beeping" pulse warns when you are backing up. Wires into existing backup light circuit (instructions included).

9-2950 (1) Champ®



Back-Up Alarm - 87dB

Clear, but unobtrusive alarm is ideal for cars, light trucks, golf carts & fork lifts. High frequency "beeping" pulse warns when you are backing up. Wires into existing backup light circuit (instructions included).

9-1783 (1) Champ®



Blaster Horn, High Tone, 500 Hz

The extra volume, 132dB at 4", helps command attention in noisy and high speed traffic. Universal for single or dual terminal installations. Includes mounting bracket and hardware. 4" x 3-1/2" x 2-1/2".

9-1784 (1) Champ®



Blaster Horn, Low Tone, 420 Hz

The extra volume, 132dB at 4", helps command attention in noisy and high speed traffic. Universal for single or dual terminal installations. Includes mounting bracket and hardware. 4" x 3-1/2" x 2-1/2".

9-1781 (1) Champ®



Disc Horn, High Tone, 430Hz

130dB rated. 12-volt disc-style horn. Single or dual terminal connection. Universal bracket for easy installation.

9-1782 (1) Champ®



Disc Horn, Low Tone, 335Hz

130dB rated. 12-volt disc-style horn. Single or dual terminal connection. Universal bracket for easy installation.

H

9-1793 (1) Champ®



Replacement Horn, High Tone, 450Hz

Universal single or dual terminal installation. Rated 125dB (minimum) at 4". Size: 4" x 3-1/2" x 2-1/2".

9-1794 (1) Champ®



Replacement Horn, Low Tone, 360Hz

Universal single or dual terminal installation. Rated 125dB (minimum) at 4". Size: 4" x 3-1/2" x 2-1/2".

Sales Tip

Display all 8 items in 1 compact wall assortment. See Assortment section.

Interior Accessories

9-1858 (1) Champ®



"For Sale" Sign

12" x 8" weatherproof plastic sign. Printed in black and fluorescent red. Punched for hanging.

7-972 (1) Champ®



Clothes Hanger Bar

Expands from 31" to 60". Corrugated plastic keeps hangers from sliding. Soft plastic tips help prevent scuffing.

7-846 (1) Champ®



Leather-Grain Vinyl Shifter Knob

1-13/16" diameter, cushion feel. Fits 5/16", 3/8" & 1/2" shafts. Five popular shift patterns. Includes self-adhesive metallic inserts for popular 3-, 4- & 5-speed shift patterns. Stitched vinyl cover has cushioned feel.

Interior Accessories (continued)

9-1251 (1)

Champ®



Magnetic Key Holder

Strong magnet holds key locker securely to flat metal surface. Slide-open metal holder is 2-1/2" x 1".

7-892 (1)

Champ®



Steering Wheel Knob - OFF ROAD

Clamps onto steering wheel rim and allows one-handed spinning of the wheel. Heavy-duty design for tractors, farm and off-road equipment, etc. Enamel finished hardwood spinner knob. Rust resistant plated steel bracket.

9-1684 (1)

Champ®



Steering Wheel Lock

Highly visible theft deterrent. Twin hook design for greater security.

7-848 (1)

Champ®



Strap-On Certificate Holder

Clear acetate window protects documents. Holds documents up to 3-1/2" x 6-1/4". Straps onto sun visor.

Sales Tip

Promote the top selling interior & exterior accessories in one compact display. See pages 57-58

License Plate Brackets & Frames

- Use to replace broken OE plate brackets and frames as a retro fit for vehicles that didn't originally have front plates

7-315 (1)

Champ®



Frame Black Molded Plastic

Textured molded plastic frame. 12-1/4" x 6-1/2" x 1-5/16". Includes mounting hardware.

7-312 (1)

Champ®



Frame Deluxe Die-Cast Metal

Heavyweight chrome plated frame with acetate window, galvanized steel back and assembly screws. 12-1/2" x 6-1/2" x 1-3/16".

7-314 (1)

Champ®



Frame Die-Cast Metal

Plastic chrome plated. 12-3/16" x 6-1/2" x 1/6".

7-316 (1)

Champ®



Magnetic Plate Holder

Used to attach temporary plates to demonstrator and in-transit vehicles. Permanent magnet is plastic coated to prevent scratching paint and chrome.

7-310 (1)

Champ®



License Plate Shield - Clear

12-1/16" x 6-1/16" x 1/8". Acrylic shield covers face of license plate. Keep license plate clean and looking new.

Sales Tip

HELP! offers a complete line of direct fit and universal license plate brackets.

See the 2009 Dorman HELP! Buyer's Guide. (HELP 0309)

Lubricants

9-1813 (1)

Champ®



Powdered Graphite Lubricant

Dry powder for locks, latches, clocks and reels. 1/4 ounce (6.5 grams) squeeze tube.

9-1812 (1)

Champ®



Speedometer Cable Lubricant

Graphited oil lubricates cables, locks, etc. 1/2 ounce squeeze tube.

9-1810 (1)

Champ®



White Lithium Grease

Moisture resistant. Lubes & protects tools, hinges, gears, etc. 2 ounce tube.

Measures & Fillers

Champ®



Measure, Galvanized Flexible Spout

Hot dip galvanized have splash resisting tops and easy-grip formed handles.

2-quart capacity

9-834 (1)

4-quart capacity

9-836 (1)

Champ®



Measure, Thumb Control - Flexible Spout

Crankcase fillers with flexible spout have thumb operated valve to control flow. Recessed bottom drains fully. All steel with non-spill top and side handles.

4-quart capacity

9-847 (1)

5-quart capacity

9-845 (1)

8-quart capacity

9-837 (1)

Champ®



Radiator Filler, Plastic

Rigid one-piece molded polyethylene. Unaffected by grease, oil, gasoline or antifreeze.

2.5-gallon capacity

9-807 (1)

Champ®



Radiator Filler, Galvanized

Hot dip galvanized with formed back handle. Long neck has resting lug at spout.

3-gallon capacity

9-840 (1)

L

M

Mechanics Wire

- Easily formed black annealed all purpose wire
- Great for temporary wiring parts out of the way
- Keep in your vehicle for emergency repair
- Use to unclog and clean small EGR, PCV and vacuum parts

Gauge	Size	Champ Part # (Qty.)	Dorman Part # (Qty.)
16	2 pound spool	9-741 (1)	110-250 (1)
18	2 pound spool	9-742 (1)	110-200 (1)
18	50 ft. coil	9-743 (1)	



Sales Tip



For additional gauges and lengths of mechanics wire, refer to page 40 of Dorman Automobile Hardware and Hard Parts, DOR2031.

Merchandising Supplies

9-347 (100)

Champ®



Parts Bag

5" x 5" plastic bag with 1" flap. Clear space on bag for writing. Box of 100.

9-538 (100)

Champ®



Peg Hook - 2" Straight

Box of 100.

9-536 (100)

Champ®




Peg Hook - 4" Straight

Box of 100.

M

Sales Tip



Organize and utilize your store's space. See the Champ® assortment section for merchandising ideas.

Mirrors

7-837 (1)

Champ®




Blind Spot, 2" Diameter Round

Convex mirrors provide wide angle view to help eliminate "blind spots". Permanent pressure-sensitive adhesive backs for easy installation on glass or other flat surfaces.

7-860 (1)

Champ®



Rearview, 8"

Replacement mirrors attach directly to most OE windshield mirror mounts or install with included mount and cement. Day/night positions to reduce headlight glare.

Champ 7-867 (1) 10"
Champ 7-893 (1) 12"

Sales Tip

For a complete line of replacement mirror glass, refer to the LOOK! catalog. (LOOK 1208)

Oilers

- Full drawn steel bodies and caps

9-761 (1)

Champ®



Pistol Grip - 1 Pint Oiler

6" rigid spout, epoxy finish.

9-746 (1)

Champ®



Pistol Grip - 1 Quart Oiler

6" rigid spout, epoxy finish.

9-757 (1)

Champ®



Pistol Grip - 6 Ounce Heavy-Duty Oiler

6" rigid spout, epoxy finish.

9-751 (1)

Champ®



Thumb Control - Flexible Spout Oiler

9" flexible spout, 1 pint with lacquer finish. Zinc plated trigger and removable spout.

9-753 (1)

Champ®



Thumb Control - Rigid Spout Oiler


6" rigid spout, 1 pint with lacquer finish. Zinc plated trigger and removable spout.

M

O

Pins - Bent Pull, Hitch & Linch


Champ®



Bent Pull Pin
Hardened steel pin for use with under vehicle trailer receivers.

158700 (1)	5/8" diameter	3" usable length
-------------------	---------------	------------------


Champ®



Hitch Pin
Machined, heat-treated alloy steel with large lift ring and clevis clip.

158707 (1)	3/8" diameter	3" usable length
158708 (1)	1/2" diameter	3-1/2" usable length
158701 (1)	5/8" diameter	4-1/2" usable length
158702 (1)	5/8" diameter	6" usable length
158703 (1)	3/4" diameter	4-1/2" usable length
158704 (1)	3/4" diameter	6" usable length
158705 (1)	7/8" diameter	6" usable length
158706 (1)	1" diameter	6" usable length

Champ®




Linch Pin
Forged steel pins with spring wire snap rings.

158803 (1)	5/16" diameter x 1-5/8"
158804 (1)	7/16" diameter x 1-5/8"
158805 (1)	1/4" diameter x 1-3/4"


Pumps & Siphons

9-2749 (1) Champ®




3-In-1 Action Pump
Self-priming pump siphons liquids and pumps air. Transfers liquids like gasoline & antifreeze. Drains crankcase oil with special dipstick tube. Includes pump, liquid intake and discharge hoses, dipstick tube, air pressure hose, hose connector, threaded adapter for inflator needles and instructions.

95-1325 (1) Champ®




Barrel Pump, Economy
Die-cast head with threaded discharge spout. Use with garden hose fittings. Fits 2" bungs, adjusts for drums up to 35" deep.

9-800 (1) Champ®




Barrel Pump, Lever Action - Stainless Steel
Die-cast steel head and base. Bung adapter & telescoping tube fit 15 to 55 gallons. Discharge spout threaded for water hose fittings. Removable 3/4" steel spout.

9-910 (1) Champ®




Brake Fluid Pump
Dispenses approximately one ounce per stroke. Includes adapters to fit most gallon cans. 36" flexible tube has check valve in nozzle.

9-1635 (1) Champ®



Oil Drain Pump
Self priming, 3-1/4 gallons per minute @25 psi. Use with 1/4" or larger electric drill. Hose fittings, suction tube, adapter & hose included.

95-1331 (1) Champ®



Rotary Pump, Heavy-Duty
Use for non-corrosive petroleum based fluids. For fluids light to medium viscosity. Rugged cast iron housing & steel discharge pipe. Three heavy-duty vanes allow for better draw. Telescopic 42" steel suction pipe.

Pumps & Siphons (continued)

95-1330 (1)

Champ®



Self-Priming Dispenser Pump

High-volume dispenser for use on heavy-type pails. 2.5 oz per stroke, 51 strokes per gallon. For motor oils, transmissions fluids & oils. Includes 4 ft. oil resistant hose and pail cover.

9-1253 (1)

Champ®



Siphon, Squeeze Action

Tough polyethylene w/double-action check valves. Siphons gasoline and other liquids.

Radiator Coolant Recovery & Flush Kits

- Convert "open" cooling systems or replace original equipment recovery system

9-1663 (1)

Champ®



Coolant Recovery Kit Deluxe - 2.25 qt.

Plastic-coated wire basket is form fitting. Fits 6"W x 4"D x 7"H space. Includes reservoir with screw-on radiator pressure cap, tubing, clamps and hardware.

9-1662 (1)

Champ®



Coolant Recovery Kit Economy - 2.25 qt.

Reservoir with snap-on cap attaches to fender well. Includes basket, overflow tubing and hardware.

9-1674 (1)

Champ®




Coolant Recovery Kit Economy - 24 oz.

Better fitting kit for today's compact vehicles. Reservoir with snap-on cap attaches to fender well. Includes basket, overflow tubing and hardware.

9-1749 (1)

Champ®



Flush Kit - 3/4" Hose

Kits include tee, cap, hose clamps, garden hose adapter & instructions. Flushing tee installs in heater hose, makes back flushing easy.

Champ 9-1748 (1) 5/8" hose

Sales Tip

Merchandise near antifreeze to drive impulse sales.


P

R

Repair Kits

9-1775 (1)

Champ®



Metal Tank Repair Kit

Repair fuel tank without removing or draining tank. For rusted-out areas, cracks, rock holes. Resin mixes in sealed bag. Includes mastic stick to temporarily stop the leak, two-part epoxy resin, fiberglass cloth, abrasive paper & brush.

9-1635 (1)

Champ®



Windshield Repair Kit

For chips and breaks up to 1" in diameter. Bonding action stops radial cracks from traveling. Kit includes resin, syringe, pedestal and seal. Special epoxy resin with vacuum/pressure applicator fills and refinishes breaks, restores visibility through repair area.

Respirators

9-2551 (2) **Champ®**



Replacement Filter Set

2 filters with paint pre-filters & retainer rings.

Seat Covers, Cushions & Belts

9-1758 (1) **Champ®**



Cover - Full Size Truck Bench

Fits 60" wide full size pickup bench seat. Strong, durable, easy-care fabric with vinyl trim. Elasticized for snug installation. Includes handy storage pockets on front skirt. Color: Black/Grey.

7-870 (1) **Champ®**



Cushion - Heavy-Duty Coil Spring

Extra large 19" wide, 15" seat, 19" back. Crush resistant, tempered steel inner springs. Acrylic coated fiber open weave cover. Reversible: Black/White & Red/White/Blue.

7-929 (1) **Champ®**



Seat Belt - 74"

Black, nylon webbing with push button quick release buckle. Meets or exceeds all state & federal requirements including FMVSS 209. Includes standard hardware. **Champ 7-824 (1) 90"**

Shop Equipment & Supplies

9-409 (4) **Champ®**



Creeper Wheels - Steel 3" Diameter

Swivel-angel offset wheels roll in any direction. 2-9/16" x 1-11/16" base plate. Four wheels per box.


9-1738 (1) **Champ®**



Fender Cover

Tough leather-grained vinyl with non-slip backing. 24"L x 36"W. Protects car finish from dirt, grease & scratches. Sewn-in ribs to hold tools and parts on cover.

9-1673 (4) **Champ®**



Jack, 1-1/2 Ton Scissor

Lift-rated for 3,000 pounds. Lift range 3-3/4" to 14". Operates under full-size to sub-compact cars.

9-1083 (1) **Champ®**



Padlock, Double Locking

Size: 1-7/16" x 1-9/16". Hardened steel shackle, size: 1-3/16". Includes 2 keys. Ideal for shop, home, shed, office, school, etc.

9-1087 (1) **Champ®**



Padlock, Single Locking - Long Shackle

Size: 1-1/4" x 1-3/4". Hardened steel shackle, size: 2-1/4". Includes 2 keys. Ideal for shop, home, shed, office, school, etc.

9-1086 (1) **Champ®**



Padlock, Single Locking - Standard

Size: 1-1/4" x 1-1/2". Hardened steel shackle, size: 7/8". Includes 2 keys. Ideal for shop, home, shed, office, school, etc.

R

S

Shop Equipment & Supplies (continued)

9-839 (1) **Champ®**



Pail, 16 Quart Plastic

Heavy-gauge, one piece molded plastic. Flanged top and pouring lip. Wire bail handle.

9-2991 (250) **Champ®**



Paper Floor Mats

Generous size of 15" x 18" (38.1cm x 45.7cm). Fiber mats protect carpets from soil and grease. Show customers you care about their car.

9-2990 (125) **Champ®**



Protective Plastic Seat Covers

Rugged protection against dirt, grease, paint, etc. Avoid costly, time consuming cleaning. Comes in handy dispenser box of 125. Special 2-ply "Slip & Grip" plastic grips seat while allowing you to slide easily. Generous length covers high-back and bench-style seats. Perfect for fabric, leather and vinyl seats.

9-268 (4) **Champ®**



Shop Towels, 4 Pack

Machine washable, red, hemmed towels. Ideal for auto shops, home, office, etc. Professional quality, absorbent and reusable. Towel size is 13" x 15".

Champ 9-273 (12) 12 Pack

Champ 9-233 (25) 25 Pack

Champ 9-243 Display Box

Splash Guards

• All splash guards are sold as pairs with mounting hardware

7-785 (2) **Champ®**



Splash Guards - Plastic Mild-Size

13-1/4" L x 7-1/4" W. Fits front or rear of most vehicles. Grained finish plastic can be trimmed. Black.

7-791 (2) **Champ®**



Splash Guards - Plastic Mini Truck

15-3/4" L x 8-1/2" W. Made especially for mini-size trucks, vans, SUVs. Easy installation with perma-clamp mounting system. EVA plastic is more durable than rubber. Black.

7-790 (2) **Champ®**




Splash Guards - Plastic Truck

18" L x 12" W. Universal fit for fenders of full-size vehicles. Reinforced edges provide rigidity and durability. Black.

S


7-792 (2) **Champ®**



Splash Guards - Rubber Truck

13-1/4" L x 19-1/4" W. Molded rubber for trucks, campers & vans. Black.

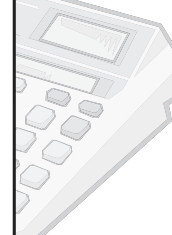
7-792 (2) **Champ®**



Splash Guards - Rubber Truck

20" L x 9-7/8" W overall. 13-1/4" stainless steel guard, 6-3/4" vinyl flap. Heavy-gauge, mirror polished stainless steel and black vinyl.


Sales Tip



Splash guards keep your car cleaner longer and help prevent rock chips.

Steering Wheel Covers

- Easy to install, lace-on style and padded for comfort
- Stretchable to fit most vehicles




Steering Wheel Covers - Vinyl

Easy wrap-on installation.

Black, 14" to 16" dia. **7-840 (1)**

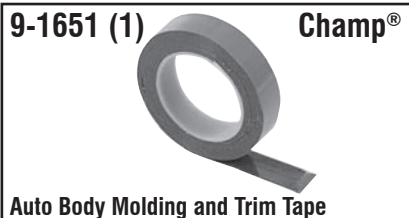
Black, truck - 17" to 22" dia. **7-847 (1)**

Tape



Aluminum Foil Tape - 3 Mil

3" x 30' roll. Waterproof, heat and corrosion-resistance. Tough adhesive backing. Use indoors or outdoors for sealing and repairing.



Auto Body Molding and Trim Tape

1/2" x 60' roll, OE approved. Re-attach auto molding easily and securely. Double-sided, high strength and waterproof.

Dorman® 701-396 (1)


TAPE-UP!® 48105 (1) Carded



Double-Face Foam Tape

1/16" thick x 3/4" wide (72" roll). Permanent pressure-sensitive adhesive. Use indoors or outdoors. Mount mirrors, tape down floor mats, etc.

Dorman® 701-395 (1)



Duct Tape - 2" x 135' Roll


Developed for sealing air ducts and for many other uses in garage, shop, plant and home. Silver color cloth reinforced tape with strong, permanent adhesive resists heat, cold and moisture.

Champ® 9-1649 (1) 2" x 60' Roll



Electrical Tape - 10 Pack

3/4" x 60' roll, U.L. listed. Suitable for use on applications which do not exceed 600 volts and where temperatures do not exceed 80°C (176°F).



Hook-N-Loop Fasteners


Includes 1" x 4" hook strip & matching loop strip. Permanent pressure-sensitive adhesive. Cut to size with scissors. Press-on, peel-off convenience for mounting mirrors, cell phones, clocks and other accessories.



Lens Repair Tape, Stop & Tail Light

Red, 2" x 60" roll. Lasting repairs for cracked or broken lights. Transmits same light intensity as original lens.

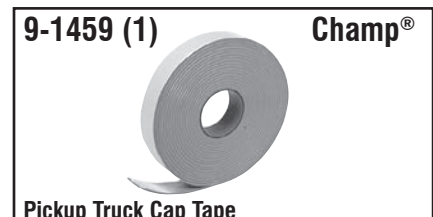
Dorman® 705-450 (1)



Lens Repair Tape, Turn Signal

Amber, 2" x 60" roll. Lasting repairs for cracked or broken lights. Transmits same light intensity as original lens.

Dorman® 705-451 (1)



Pickup Truck Cap Tape

3/16" thick x 1-1/2" wide (30' roll). Sponge rubber with pressure-sensitive adhesive. Seals out moisture and dust. Prevents creaking & squeaking. Designed specifically to seal pickup truck camper caps.

Dorman® 705-441 (1)

TAPE-UP!® 48145 (1) Carded

Tape (continued)

9-1464 (1) Champ®



Radiator & Heater Hose Bandage

For quick repair of radiator and heater hoses. Waterproof and temperature-resistant. 2" x 15' roll.

9-1451 (1) Champ®



Reflective Red Tape

1-1/2" x 30" roll. Use as safety markings on vehicles, bikes, etc. Permanent pressure-sensitive backing. Affixes to most clean, dry surfaces.

9-1462 (1) Champ®



Teflon® Tape

1/2" x 600". More than twice as much as a normal roll. Use for pipe thread connections. Resists heat, cold, chemicals & moisture. Wrap tape over male threaded part in opposite direction of threads. Two or more layers may be required depending on fit.

Tie-Downs & Rope

7-254 (1) Champ®



Pickup Truck Expansion Anchor

Tie-down bolt with 1-1/6" eye. Installs in 1-1/4" x 2" stake hole of truck. Tighten bolt to secure rubber block.

7-303 (1) Champ®



Pickup Truck Expansion Anchor

Installs in 1-1/4" x 2" stake hole. Chrome plated, die cast zinc alloy anchor. Tighten anchor to expand and secure rubber block. Includes chrome plated steep top plate with gasket and threaded steel compression plate.

7-263 (1) Champ®



Rope - 100% Nylon

1/4" diameter. 1,250 lbs. rating. 200 ft. in length.

7-259 (1) Champ®



Rope - Polypropylene

1/4" diameter. 1,000 lbs. rating. 50 ft. in length.

7-272 (1) Champ®



Rope Hooks, Bright Plated Steel

Pre-formed to assemble tie-downs using 7/16" rope.

95-1338 (25) Champ®



Rubber Tie-Down - 10", 18" Extended

Solid, molded rubber with plated steel hooks. Rectangular stretch section resists twisting. Box of 25.

7-256 (6) Champ®



Rubber Tie-Down - 15", 27" Extended

Solid, molded rubber with plated steel hooks. Rectangular stretch section resists twisting.

Champ 7-257 (6) 21", 36" Extended
Champ 7-255 (6) 31", 47" Extended

7-822 (2) Champ®

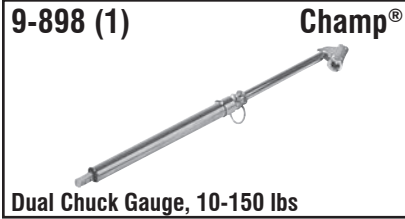


Shock Cord, 20" Long - Single


Fabric covered with plastic coated steel hooks. 9/32" diameter elastic cord.

Tire Gauges


- For best accuracy, select the tire gauge with a max reading closest to the desired tire pressure




Square nylon indicator bar in 2 lb steps. 30° angle gauge. Metal ring for chain attachment.




Square nylon indicator bar in 2 lb steps. Chrome-plated, straight-on and 30° angle gauge. Use on pickups, RVs, heavy trucks, etc.



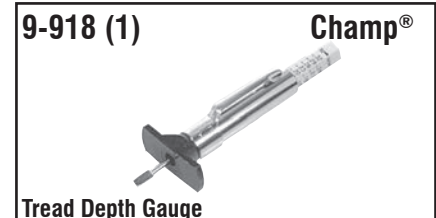
Square nylon indicator bar in 2 lb steps. Chrome plated brass barrel with pocket clip.



Nylon marker in 1 lb steps. Chrome plated brass barrel with pocket clip. Use on passenger cars, vans and light trucks.

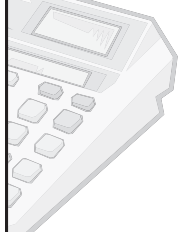


Nylon marker in 2 lb steps. Chrome plated barrel with pocket clip.



Calibrated in 1/32" increments. Measures tread depth on tire. Includes pocket clip.

Sales Tip



Tire pressure should be checked monthly. Always check pressure when tires are cold.

Tire Inner Tubes

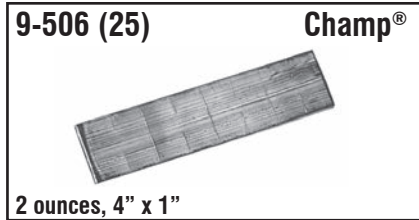

- Tubes fit passenger cars, trucks and boat trailers
- Fits most popular sizes for bias and radial tires
- For dual wheel applications, use tube **#9-3306**

Type	Part # (Qty.)
700/750R x 15/16 Radial & Bias Truck Tube	9-3306 (1)
G/GR x 13/14/15 Radial & Bias Tube	9-3302 (1)
G/GR/K/KR x 16 Radial & Bias Tube	9-3305 (1)
K/KR x 14/15 Radial & Bias Tube	9-3303 (1)
M/MR x 14/15 Radial & Bias Tube	9-3304 (1)

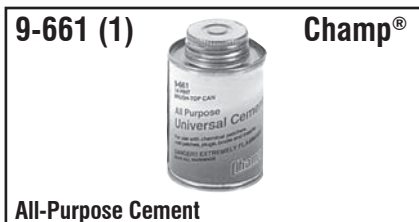


Tire Repair - Wheel Weights

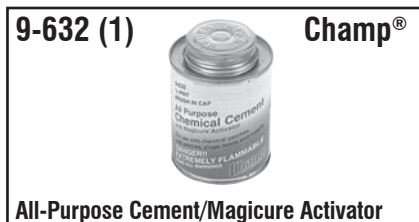
- Use on mag, sport wheels and other tires that will not accept clip on weights
- Permanent, pressure sensitive backing
- Clip off for exact weight needed
- Marked in 1/4 ounce increments



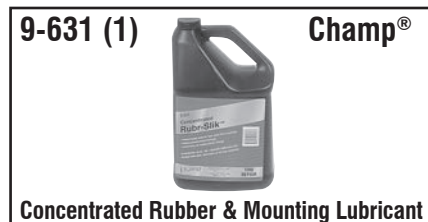
Tire Repair Chemicals



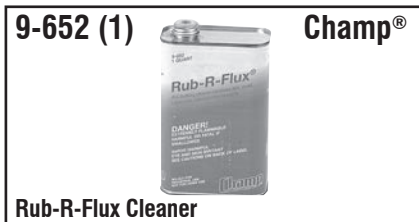
1/4 pint brush top can. Use with chemical patches, cold patches & plugs.



1/2 pint brush top can. Use for patches, plugs, boots, Magicure® & Pli-Seal®.
Champ® 9-656 (1) 1 Quart



For fast, easy tire mounting. Helps seat bead and prevent bead damage. 26 ounces of concentrate makes one gallon of lubricant.

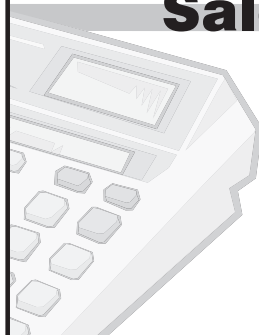


1 quart can. Ensures effective repair of tubeless tires. Prepares surface, removes silicon & soapstone.



1 quart can w/brush top. Brush on bead when mounting tubeless tires. For positive seal with rim to prevent air seepage.

Sales Tip



Refer to all warning labels before using tire repair chemicals.

Tire Repair Kits

9-593 (1) Champ®



Boxed Magicure® Jiffy Gun Plug Kit

Head of plug expands inside tire. Plug vulcanizes chemically for permanent repair. kit contains 50 3/8" plugs (9-600) and tip, 15 7/16" plugs (9-611) and tip, Magicure® Jiffy Gun, probe and vulcanizing cement.

9-601 (1) Champ®



Boxed Radial Emergency Tire Kit

Not for speed rated tires. Kit contains T-handle tire probe, T-handle open-eye tool, tube of cement and 5 string repairs.

9-591 (1) Champ®



Boxed Radial Tire Kit

Not for speed rated tires. Contains 20 four - inch radial inserts, 1/2 pint cement, T-handle open-eye needle tool and T-handle tire probe.

9-698 (1) Champ®



Do-It-Yourself Kit - Non-Radial String

For simple punctures, except in steel belted tires. Contains 6 strip repairs, cement and one open-eye needle.

9-647 (1) Champ®



Do-It-Yourself Kit - Non-Radial String

For simple punctures, except in steel belted tires. Contains 3 strip repairs, cement and one open-eye needle.


9-603 (1) Champ®



Do-It-Yourself Kit - Radial Patches

Kit includes 2 round radial patches, 2 oval radial patches, 1 tube of cement and a buffer. Approved for use on speed rated radials.


9-639 (1) Champ®



Do-It-Yourself Kit - Radial String

Not for speed rated tires. Contains 1 open-eye needle tool, 1 tire probe, 3 radial inserts and 1 tube of cement.

9-599 (1) Champ®



Do-It-Yourself Kit - Radial String

Contains 5 repair strings and 1 closed-eye needle. Not for speed rated tires.

9-641 (1) Champ®



Do-It-Yourself Kit - Radial String Refills

Contains 5 string refills and 1 tube of cement. Refill kit for 9-639. Not for speed rated tires.

9-648 (1) Champ®



Tube & Rubber Patch Kits - Medium

General purpose repairs for auto & bicycle tires. 12 kits contained in "hanging" display box. Medium kit with three square patches, 8 square inches of patching rubber, cement and buffer. Not for use on Radial tires.

9-645 (1) Champ®



Tube & Rubber Patch Kits - Small

General purpose repairs for auto & bicycle tires. Small kit contains two round patches, buffer and cement. Not for use on radial tires.

Sales Tip


Refer to next page for refills for plugs, patches and string.

Tire Repair Patches, Plugs & Strings


• Use Champ® tire repair cement, lubricants and Rub-R-Flux with your tire repairs



Magicure® Pli-Seal Vulcanizing Strips	
Size	Part # (Qty.)
Car & Light Truck	9-691 (50)



Patch-N-Plug®	
Size	Part # (Qty.)
For Pinhole Repairs	9-607 (20)



String Repair	
Size	Part # (Qty.)
4" Fat String Repair	9-649 (50)
4" Radial Repair	9-623 (25)
7" Bias-Ply & Radial Repair	9-627 (50)
7" Narrow String Repair	9-651 (50)
7" Radial Heavy-Duty Truck Repair	9-629 (25)



Radial patch, Round Vulcanized	
Size	Part # (Qty.)
1-5/8" Diameter	9-724 (30)
2-1/4" Diameter	9-725 (25)
3-1/8" Diameter	9-726 (15)



Tube & Tubeless Patch, Round Vulcanized	
Size	Part # (Qty.)
1-3/4" Diameter	9-620 (40)
2-1/4" Diameter	9-622 (30)
3-1/8" Diameter	9-624 (20)



Magicure® Tire Repair Kit (Refills for 9-593)	
Size	Part # (Qty.)
3/8" Plugs	9-600 (25)
7/16" Plugs	9-611 (15)

T



Radial Tire Plug	
Size	Part # (Qty.)
1/8" Hole Size	9-604 (15)
1/4" Hole Size	9-605 (10)

Tire Tools

9-679 (1) Champ®



Crayon - White Tire Lettering

Permanent weather and waterproof white paint crayon highlights tire lettering, marks tires and writes on other difficult materials. Marks on oily, slick, wet, cold or dry surfaces.


9-681 (2) Champ®



Crayon - Yellow Tire Marking

Marks tires, tubes, cartons, etc. Package of 2. **Champ® 9-682 (12) Box of 12.**

9-1070 (1) Champ®



Deluxe Tire Pump

1-3/4" x 21" barrel has ball check valve. Baked enamel finish. 24" reinforced hose, quick-connect lock-on chuck.

9-678 (1) Champ®



Roller Stitcher

Presses patch or boot for secure repair.

9-675 (1) Champ®



T-Handle Repair Tool, 4-In-1

Four tire repair tools in on 4" T-handle. All four tools store in handle. Includes spiral probe, open and split eye needles.


9-2591 (1) Champ®



T-Handle Tool, Closed Eye

Molded plastic T-handle provides sure grip. For use with long black narrow string repairs.

9-677 (1) Champ®



T-Handle Tool, Metal Split-Eye Needle

Rust resisting, bright plated all metal design. Complete with split-eye needle for string repair. Extra strong solid metal T-handle.

9-2588 (1) Champ®



T-Handle Tool, Open-Eye Side Load

Molded plastic T-handle provides sure grip. Use with rubber plugs and inserts.

9-2594 (1) Champ®



T-Handle Tool, Spiral Probe

Cleans and prepares for repair. Molded plastic T-handle provides sure grip. Spiral probe cleans injury and prepares it for plugging.

9-2592 (1) Champ®



Air Buffer Wheel

Molded plastic T-handle provides sure grip. Use with the 4" brown string repairs.


9-2589 (1) Champ®



T-Handle Tool, Two-Stage Knurled Probe

Molded plastic T-handle provides sure grip. Use on all tires including steel-belted radials. Prepares puncture for plugs with a sharp point and rasp-like probe.

9-1301 (1) Champ®



Tire and Tube Testing Tank

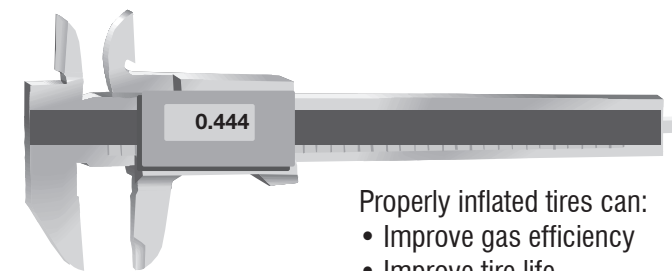
Galvanized after forming for positive seal. 31-1/4" x 11" x 12" in size. For standard & wide auto and light truck tires.

9-1065 (1) Champ®



Tire Swab

Makes application of tire lubrication fast & easy. 2-1/2" diameter x 6-3/4" tufted cotton swab. Twisted wire handle, 10-1/2" in length.



Tech Tip

Properly inflated tires can:

- Improve gas efficiency
- Improve tire life
- Reduce chance of blow-outs

See page 39 for tire gauges

Tire Valve Parts

- To insure proper balance, metal valve extensions and caps should be mounted on wheel before balancing

9-2618 (2)

Champ®



Valve Extensions - 7"

7" long dual wheel w/bracket. Long lasting braided metal hose cover. Heavy-duty wheel clamp.

Tire Valves - Tubeless

- Each includes valve core and cap
- Replace tire valves whenever replacing a tire to prevent leaks from old valves
- Snap-in valve stems are available carded in quantities of 4, or boxes of 10 and 50



Type	Length	Rim Hole Dia.	TR#	Champ Part # (Qty.)	Champ Part # (Qty.)
Clamp-In	1-1/4"	.453" & .625"	416	9-1005-4 (4)	9-1005-50 (50)
Snap-In	1-1/4"	.453"	413	9-1009 (10)	9-1009-50 (50)
Snap-In	1-1/2"	.453"	414	9-1013 (10)	9-1013-50 (50)
Snap-In	2"	.453"	418	9-1011 (10)	9-1011-50 (50)

Tools

9-1660 (3)

Champ®



Body Filler Spreaders

Plastic applicators to spread plastic body fillers. Set of three: 4" x 2-3/4", 4-5/16" x 2-5/8" and 5" x 2-7/8.

9-1937 (1)

Champ®



C-Clamp - 4"

Heat treated malleable iron frame. Free-turning swivel pressure buttons. 4" maximum capacity. For a complete selection of C-Clamps, refer to the Metal Work! Welding Accessories section, page 91-92.

9-1366 (1)

Champ®



File - 12" Flat Mill - Bastard Cut

Single cut for smoothing and finishing metal. Ideal for sharpening tasks.

9-344 (10)

Champ®



Hacksaw Blades - 12"

High-speed molybdenum Steel. 24 teeth per inch. Holds edge and sets longer. Cuts harder materials than carbon steel blades.

9-1680 (1)

Champ®



Hacksaw Frame - Die-Cast Aluminum

Tubular steel frame. Adjusts to accept 10" & 12" blades. Thumbscrew blade tensioner with molded handgrip. Includes 12 blades.

95-1152 (1)

Champ®



Hammer Handle - Solid Hardwood

36" handle for 10 lb to 16 lb sledge hammers.

Tools (continued)

9-1668 (1)

Champ®



Lug Wrench - 20" Four Way

All steel, hot forged for extra strength. Fits tire mounting lug nuts of most vehicles. Four hex socket sizes: 11/16", 3/4", 13/16" & 7/8".

9-1699 (10)

Champ®



Razor Blades, Single-Edge Steel

Industrial quality blades for scrapers. Package of ten.

9-1698 (1)

Champ®



Scraper - Retracting

Metal handle with retractor button. Holds single edge steel or plastic blade. Use with Champ® blades: 9-1699. Includes one steel blade.

9-1787 (1)

Champ®



Scraper - Swivel Handle

Handle swivels and locks in three positions. Uses single edge steel or plastic blade. Use with Champ® blades: 9-1699. Includes one steel blade.

9-1985 (8)

Champ®



Steel Wool - Grade 00 (Fine)

Handy size pads about 3" x 4" x 3/4" thick. Prepares surfaces for the final finish. Cleans copper and brass. Package of 8. Champ® 9-1986 (8) Grade: Medium

9-931 (1)

Champ®



Tape measure - 12 ft. 1/2" Steel

1/2" wide yellow epoxy coated tape. Graduated in 1/16" (first foot in 1/32"). Plastic case, thumb lock and belt clip.

9-574 (1)

Champ®



Tubing - Double Flaring Tool Kit

Make single or double flares on tubing up to .040" wall. Hinged steel block, wing nuts & serrated cavities to clamp tube securely. Forged steel compressor has "T" handle. Use with 3/16", 1/4" 5/16", 3/8" 7/16", 1/2" & 5/8" OD tubing.

9-1789 (1)

Champ®




Utility Knife Blades

Five heavy-duty blades for 9-1788 and other knives.

9-1788 (1)

Champ®



Utility Knife with Retractable Blade

Blade locks in four positions: fully extended, carton opening, slitting and fully retracted. Die-cast metal handle stores extra blades. Packaged with three blades.

Sales Tip



For First Aid Kits, see safety products in the *Metal Work!* section.

Tools - Tune-Up and Automotive

9-1834 (1)

Champ®



Antifreeze Tester - Professional

Glass float, coded in Fahrenheit and Centigrade. Works with hot or cold coolant. Indicates freeze points for ethylene glycol antifreeze from +10° to -30°F and methanol from +10° to -40°F.

9-1830 (1)

Champ®



Antifreeze Tester - Deluxe

Test strength of ethylene glycol antifreeze. Hot or cold. Direct reading dial shows freeze and boiling points in Fahrenheit and Centigrade.

9-1300 (1)

Champ®



Antifreeze Tester - Mini in Vinyl Pocket

Floating balls indicate degrees of freezing & boiling protection. Works with hot or cold ethylene glycol antifreeze.

9-1295 (1)

Champ®



Circuit & Spark Plug Tester

Tests high and low voltage. Internal lamp indicates presence of 12 volts. Neon bulb checks for high voltage secondary. Locates plug wire breaks and fouled plugs.

9-1790 (1)

Champ®



Grinding Compound

Excellent fluid abrasive for seating engine valves. 2 oz. each of both coarse (120 grit) & fine (280 grit) silicon carbide compound (grease mix).

117300 (1)

Champ®



Thread Repair Kit - Spark Plugs

Save the cost of a new cylinder head. Use kit to retap oversize and insert steel inserts. For use with 14mm spark plugs. Kit includes special combination tap and reamer, four inserts in 3/8", 7/16", 1/2" and 3/4" lengths.

9-2531 (1)

Champ®



Timing Light - Inductive

Inductive pickup with protective nose. For Standard, HEI & DIS systems. Long leads with heavy-duty clips. Brilliant Xenon tube for use in bright areas.

9-1074 (1)

Champ®



Unlock - Emergency Door Opener

24" long double-ended unlocking tool. Hook end & split-fork end fits most locks. **HELP!® 75491 (1) Carded**

9-1906 (1)

Champ®



Unlock - Universal Tool Kit

11-piece tool kit. Will unlock over 95% of all cars and trucks. Kit includes gas cap tool, wide bar, thin bar, dual tool, plastic latch tool, side lock tool, 2 window wedges, 2 bar handles, GM type door tool and instructions. For professional and/or emergency use only.

Tow Straps & Ropes

7-869 (1)

Champ®



Tie Down - Steel Ratchet Nylon

Adjusts 4' to 15'. 1,500 lbs rated capacity. Ratchet action to bind and tie down loads. Positive locking ratchet has quick release lever.

7-306 (1)

Champ®



Tow Rope - Polypropylene

Size: 5/8" x 12'. 6,000 lbs breaking strength. Rot and weather-proof braided rope. Steel hooks included.

7-305 (1)

Champ®



Tow Strap - Nylon Web

Size: 2" x 20'. 18,000 lbs rated capacity. Stretch and recoil action up to 20%. Lightweight nylon with reinforced sewn loops.

Tow Straps & Ropes (continued)

7-307 (1)



Champ®

Tow Strap - Polyester Web

Size: 2" x 15'. 10,000 lbs rated capacity. Weather and chafe-resistant strapping with hooks.

Weather Stripping

- Insulating tape for RV, boat, car or home
- Easy to apply with pressure sensitive backing
- Stop leaks and moisture, deadens noise & eliminates drafts
- 10 foot rolls


PVC Sponge Foam		
Width	Thickness	Champ Part # (Qty.)
3/8"	3/16"	9-1488 (1)
3/8"	5/16"	9-1489 (1)
3/8"	7/16"	9-1490 (1)
1/2"	9/16"	9-1496 (1)
3/4"	5/16"	9-1491 (1)

PVC Sponge Foam (continued)		
Width	Thickness	Champ Part # (Qty.)
3/4"	7/16"	9-1492 (1)
1"	5/16"	9-1493 (1)
1"	7/16"	9-1494 (1)
1"	9/16"	9-1495 (1)



Window Brushes, Squeegee, & Scrapers

9-289 (1)



Champ®

Ice Scraper, Long-Handle

1/4" thick blade has molded-in ice chippers for ice. 9" scraper has textured handle for extra reach. Curved blade for extra leverage. 12 in a display box.

9-303 (1)



Champ®

Snow Brush/Scraper, Angular

3-1/4" wide scraper with built-in ice breakers. 21" plastic handle has hand grip. Polypropylene 2" bristle snow brush.

9-309 (1)



Champ®

Snow Brush/Scraper, Economy

Tough molded plastic ice scraper. Plastic bristle snow brush on 24" wood handle. 24 in display cart on.

9-310 (1)



Champ®

Snow Brush/Scraper/Squeegee, 3-in-1

5-1/4" head holds plastic scraper and squeegee. 24" hardwood handle holds plastic bristle brush. 24 in display carton.

9-313 (1)



Champ®

Squeegee/Scrubber - Standard

20" hardwood handle. Nylon mesh covered synthetic sponge scrubber. Rubber squeegee with steel head.

9-315 (1)




Champ®

Squeegee/Scrubber - Deluxe Plastic

15-1/2" handle with replaceable 8" head. Nylon mesh covered synthetic sponge scrubber. Pliable neoprene squeegee. Head threads into high impact handle.

9-375 (1)



Champ®

Squeegee/Scrubber - Deluxe Plastic

20" handle with replaceable 8" head. Nylon mesh covered synthetic sponge scrubber. Pliable neoprene squeegee. Head threads into high impact handle.

9-387 (1)



Champ®

Squeegee/Scrubber - Telescopic

Handle extends to 48". For hard-to-reach places: vans, SUVs & trucks. Squeegee head is 10".


Sales Tip

Stock up on these great seasonal impulse items. **9-289, 9-309** and **9-310** come in handy display boxes for easy merchandising and quick set up.



Combine assortments to create an efficient merchandising solution

SHOP SUPPLIES



Shop Lighting

Shop Tools & Maintenance

Oil, Lube & Fluid

ACCESSORIES



Car Wash

Interior & Exterior Accessories

Merchandising Solutions from

Champ[®]

- **Consolidate** the fastest moving shop supplies and accessories into compact yet complete assortments.
- Suggested merchandising displays provide flexibility and greater sales potential. **Customize** the product mix to reflect your customer base.

How Easy Is It?

- **Choose** from the many assortment options designed to satisfy your installer and walk-in customers alike.
- Recommended product mix listing, plan-o-gram and photograph are provided for each category.
- Using the product listing included, **enter the part numbers** into your inventory system.
- **Order the product** and blank reorder cards from your WD.
- Use provided plan-o-gram for **quick set up** of your sales floor.


Air Hardware & Tire Repair

Cover walk-in demand while providing key shop consumables

- Manage your merchandising space efficiently by combining air hose hardware and tire repair products in one compact assortment
- Offer the top selling products from both categories



- To build an Air & Tire Repair display, order suggested open stock product from your WD



Display Specifications

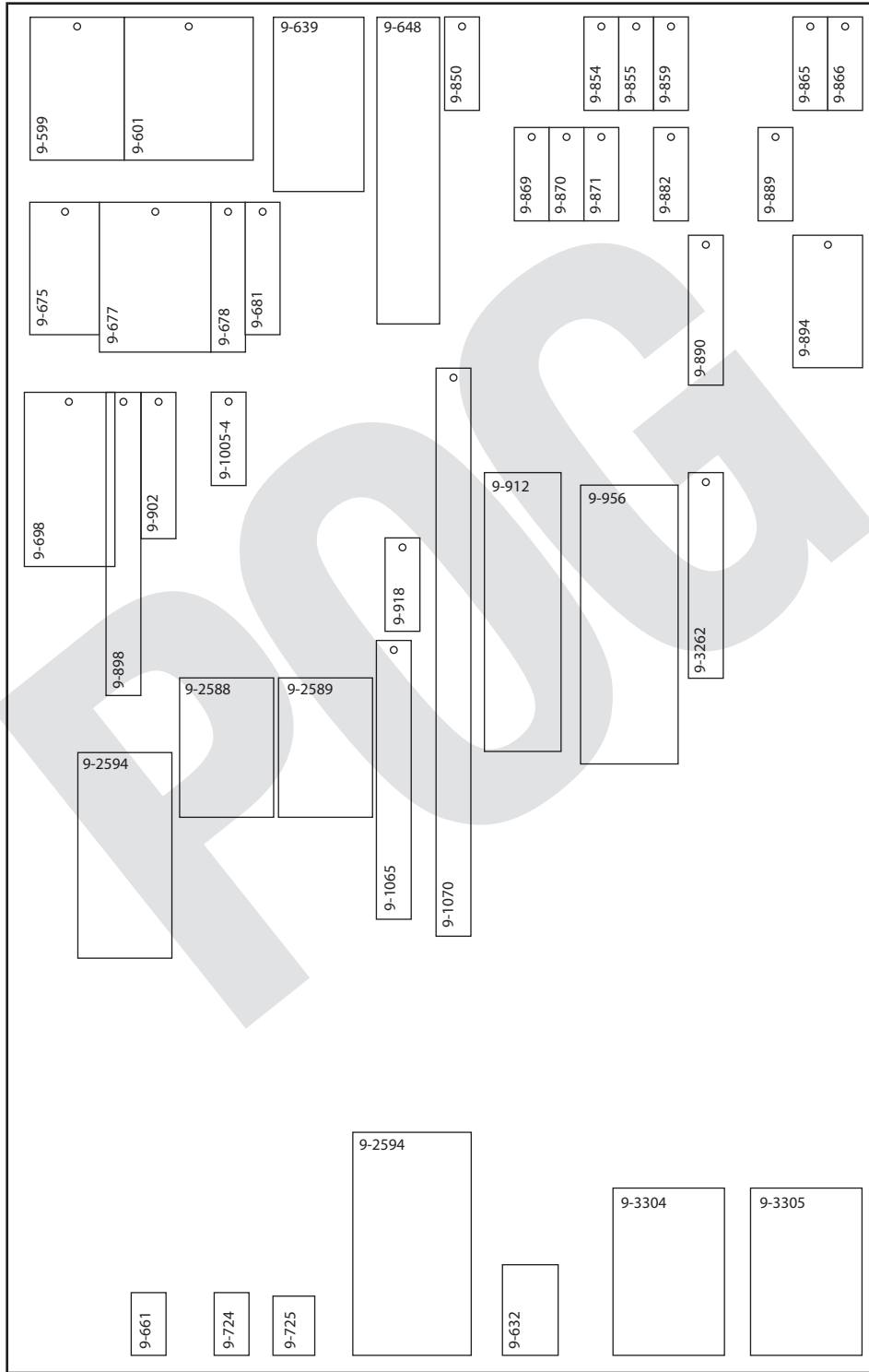
Tire Repair Merchandising Display	
Height	48"
Width	48"
SKU Count	80

Product Selection

Part #	Description	Qty.	Part #	Description	Qty.
1093790SET	Blank Reorder Card Set (Qty. 45)	2	9-698	Repair Kit 6 Strips/Tool	2
9-1005-4	Tr 416 Clamp-In Valves	✓	9-724	Tire Patches 1-5/8"	✓
9-1065	Tire Swab	✓	9-725	Tire Patches 2-1/4"	✓
9-1070	Deluxe Tire Pump	✓	9-850	1/4" Aro Nipple 1/4" M	✓
9-2588	Open-Eye T-Handle Tool	✓	9-854	1/4" Milton Nipple 1/4" M	✓
9-2589	T-Handle Probe Knurled	✓	9-855	1/4" Milton Nipple 1/4" F	✓
9-2594	Spiral T-Handle Probe	✓	9-859	1/4" Trufilate Nipple 1/4" M	✓
9-3262	Straight-On Dual Chuck	✓	9-865	1/4" Aro Coupler 1/4" F	✓
9-3304	Tire Tube M/Mr X 14/15	✓	9-866	1/4" Lincoln Coupler 1/4" F	✓
9-3305	Tire Tube G/Gr/K/Kr X 16	✓	9-869	1/4" Milton Coupler 1/4" M	✓
9-599	Radial Tire Repair Kit	✓	9-870	1/4" Milton Coupler 1/4" F	✓
9-601	Tire Repair Kit Boxed	✓	9-871	1/4" Milton Coupler 1/4" F	✓
9-631	Tire Lubricant 26 oz	✓	9-882	Snap-On Chuck w/Clip	✓
9-632	Tire Cement 1/2 Pt	✓	9-889	Single Ball Foot Chuck	✓
9-639	Emergency Repair Kit	✓	9-890	Dual Foot Chuck	✓
9-648	Patch Kit Medium	✓	9-894	Rubber Tip Blowgun	✓
9-655	Bead Sealer 1 Qt	✓	9-898	Tire Service Gauge	✓
9-661	All Purpose Cement 1 Pt	✓	9-902	Pencil Tire Gauge	✓
9-675	4-N-1 Tire Repair Tool	✓	9-908	Inflator Gauge w/Chuck	✓
9-677	H.D. T-Handle Tool	✓	9-912	Air Chuck Blowgun	✓
9-678	Roller Stitcher	✓	9-918	Thread Depth Guide	✓
9-681	Tire Crayons 2/Pk	✓	9-956	1/4" ID Nylon Air Hose 25'	✓

Air Hardware & Tire Repair (continued)

TOP



BOTTOM

Antennas

Provide customers with top selling antennas covering 93% of the sales mix

- Includes OE style & universal antennas
- Waterfall racks make for a compact, easy-to-merchandise display

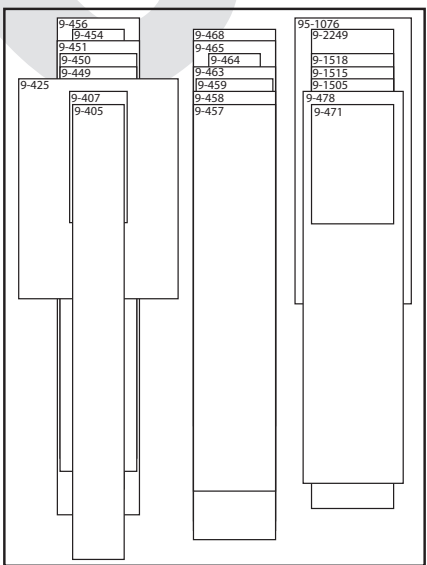


- To build an Antenna display, order suggested open stock product from your WD



Product Selection

Part #	Description	Qty.
1093790SET	Blank Reorder Card Set (Qty. 45)	1
1099449	High Perf Clamp-In Valve	✓
9-1505	Tr 416 Clamp-In Valves	✓
9-1515	Tr 413 Snap-In Valves	✓
9-1518	Tr 418 Snap-In Valves	✓
9-2249	Valve Core - Short	✓
9-405	Chrome Valve Caps	✓
9-407	Plastic Dome Valve Caps	✓
9-425	Metal Valve Ext 1-1/4"	✓
9-449	4-N-1 Valve Repair Tool	✓
9-450	Nylon Valve Extension 1-1/2"	✓
9-451	Tire Swab	✓
9-454	Deluxe Tire Pump	✓
9-456	Air Tank Make-Up Kit	✓
9-457	Core Extractor Tool	✓
9-458	Open-Eye T-Handle Tool	✓
9-459	T-Handle Probe Knurled	✓
9-463	Spiral T-Handle Probe	✓
9-464	Lge/Std Bore Core Removal Tool	✓
9-465	Barb Fitting Splicer 3/8" ID	✓
9-468	Replace Air Tank Gauge	✓
9-471	Universal T/M/A 1/4" M	✓
9-478	Universal T/M/A 1/4" F	✓
95-1076	1/4" Aro Coupler 1/4"	✓



Display Specifications

Antenna Merchandising Display	
Height	48"
Width	24"
SKU Count	23

NEW...Replacement Masts for OE Power Antennas


Stock only 7 SKUs covering popular applications

- Easy to replace
- Great problem solver - replace only the bent or broken mast, not the entire antenna.


Brooms & Squeegees

Contains squeegees and brooms to meet the needs of your “shop owner” customers

- Help keep your customers’ shops clean with this wall assortment of brooms, brushes, squeegees, mops & handles



- To build a Broom & Squeegee display, order suggested open stock product from your WD

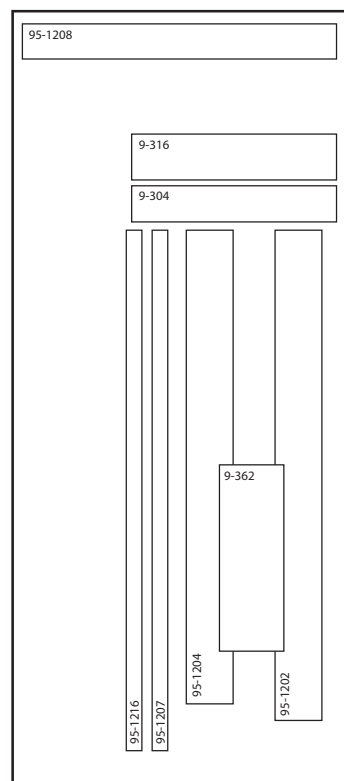


Product Selection

Part #	Description	Qty.
1093790	Blank Reorder Card Set (order 1)	✓
9-304	24" Black Tampico Floor Brush	✓
9-316	24" Driveway Brush	✓
9-362	String Mop Cord HD 24oz	✓
95-1202	Corn Fiber Broom	✓
95-1204	Mop Handle 4'	✓
95-1207	60" Broom Handle	✓
95-1208	36" Floor Squeegee w/Blade	✓
95-1216	5' Metal Tip Broom Handle	✓

Display Specifications

Brooms & Squeegees Merch. Display	
Height	72"
Width	38"
SKU Count	8



Car Wash

Compact display promotes upgrade and add-on sales.

- Features everything needed to cover the basics plus a light selection of detailing needs
- Assortment represents 76% of sales mix



- To build a Car Wash display, order suggested open stock product from your WD

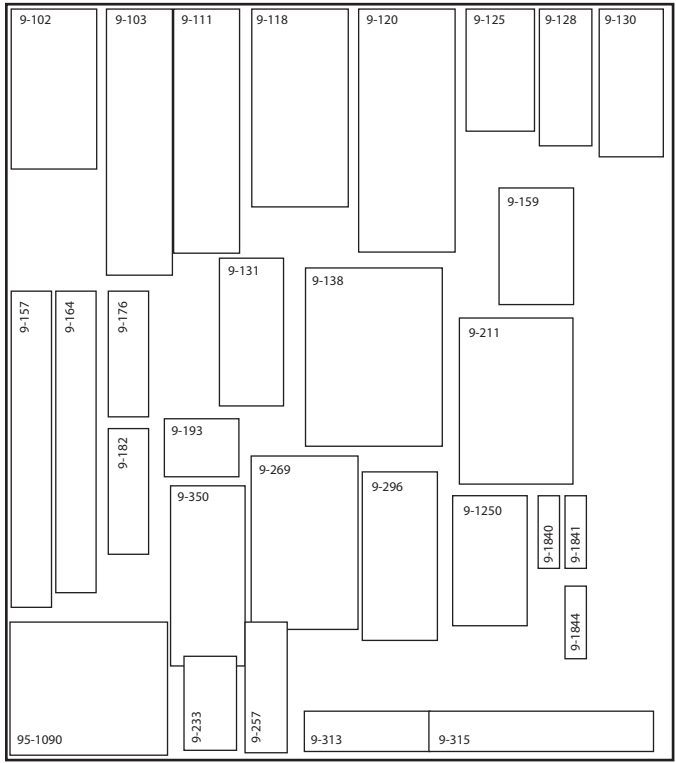
Display Specifications

Clean & Polish Merchandising Display	
Height	48"
Width	48"
SKU Count	29



Product Selection


Part #	Description	Qty.
1093790SET	Blank Reorder Card Set (Qty. 45)	1
9-102	5' Natural Chamois	✓
9-103	2.5' Natural Chamois	✓
9-111	Cleans & Dry 2-1/2"	✓
9-118	Wash Mitt 8" x 11"	✓
9-120	Chenille Wash Mitt 6" x 10"	✓
9-125	Bone Sponge	✓
9-1250	Pistol Grip Hose Nozzle	✓
9-128	Cellulose Sponge	✓
9-130	Cellulose Sponge	✓
9-131	Polishing Pad	✓
9-138	Bonnet 8" Wool	✓
9-157	Car Wash Brush 20" Length	✓
9-159	5" Applicator Pad	✓
9-164	White Tampico Brush	✓
9-176	Nylon Tire Clean Brush	✓
9-182	Brass Tire Clean Brush	✓
9-1840	Hose Coupler Male	✓
9-1841	Hose Coupler Female	✓
9-1844	Hose Mender	✓
9-193	Upholstery Brush	✓
9-211	Cheescloth	✓
9-233	Shop Towels 25/Pk	✓
9-257	Hardwood Truck Wash Brush	✓
9-269	Terry Towels 4/Pk	✓
9-296	Trigger Spray Bottle 22oz	✓
9-313	20" Squeegee/Scrubber	✓
9-315	15-1/2" Squeegee/Scrubber	✓
9-350	Whisk Broom	✓
95-1090	Wash Bucket Kit	✓



Gauges

Broad selection of gauges to support DIY, performance and towing needs.

- 24 popular SKUs of mechanical and electrical gauges and installation accessories
- Choose from chrome or black, narrow or wide sweep gauges with black faces, white crisp markings and red indicator
- Assortment mix represents 80% of sales mix

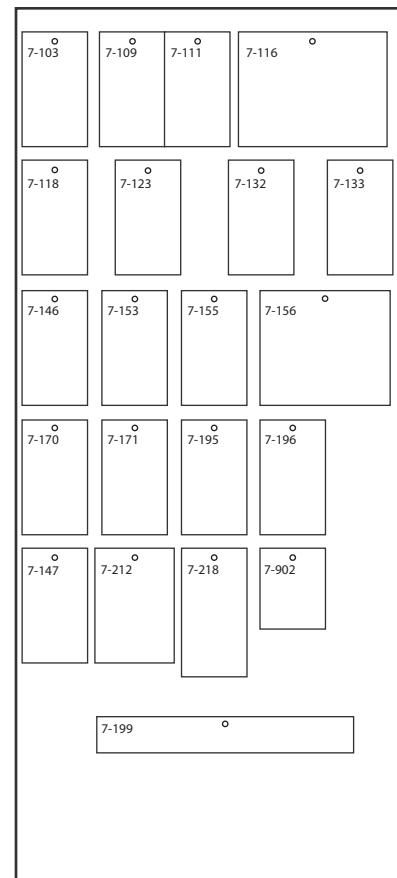


- To build a Gauges display, order suggested open stock product from your WD



Product Selection

Part #	Description	Qty.
1093790SET	Blank Reorder Card Set (Qty. 45)	1
7-103	Ammeter	✓
7-109	Water Temp Gauge	✓
7-111	Water Temp Gauge	✓
7-116	Triple Gauge Kit	✓
7-118	Tachometer	✓
7-123	Water Gauge	✓
7-132	Water Temp Gauge	✓
7-133	Oil Gauge	✓
7-146	Oil Pressure Gauge	✓
7-147	Gauge Install Kit	✓
7-153	Oil Gauge Kit	✓
7-155	Water Temp Gauge	✓
7-156	Dual Gauge Kit	✓
7-170	Hour Meter	✓
7-171	Volt Meter	✓
7-195	Elec Water Gauge	✓
7-196	Elec Fuel Gauge	✓
7-199	Fuel Sending Kit	✓
7-212	Gauge Panel	✓
7-218	Gauge Panel	✓
7-902	Gauge Kit	✓




Display Specifications

Gauges Merchandising Display	
Height	43"
Width	24"
SKU Count	21

Gloves

Offers 4 of the most popular glove styles for shop, home, garage and farm use

- Merchandise on waterfall peg to generate impulse sales




- To build a Gloves display, order suggested open stock product from your WD

Product Selection

Part #	Description	Qty.
1093790	Blank Reorder Card Set (order 1)	1
9-963	Jersey Work Gloves	✓
9-966	Unlined Drivers Gloves	✓
9-968	Leather Safety Gloves	✓
9-971	Vinyl Coated Gloves	✓

Display Specifications


Gloves Merchandising Display	
Height	21"
Width	6"
SKU Count	4



Horns

Basic horn coverage plus back-up alarms for truck & fleet customers

- Single and dual terminal hookups included with each horn



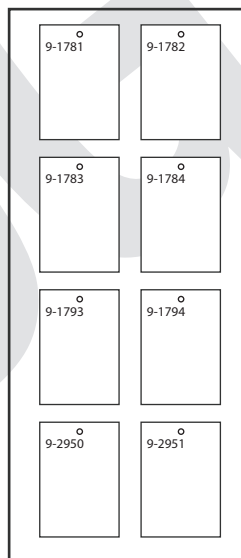
- To build a Horns display, order suggested open stock product from your WD

Product Selection

Part #	Description	Qty.
1093790	Blank Reorder Card Set (order 1)	1
9-1781	Horn "Disc" Hi 430Hz	✓
9-1782	Horn "Disc" Low 335Hz	✓
9-1783	Blaster Horn Hi	✓
9-1784	Blaster Horn Low	✓
9-1793	OE Replacement Horn Hi 450Hz	✓
9-1794	OE Replacement Horn Low 360Hz	✓
9-2950	Backup Alarm 87Db	✓
9-2951	Backup Alarm 107Db	✓

Display Specifications


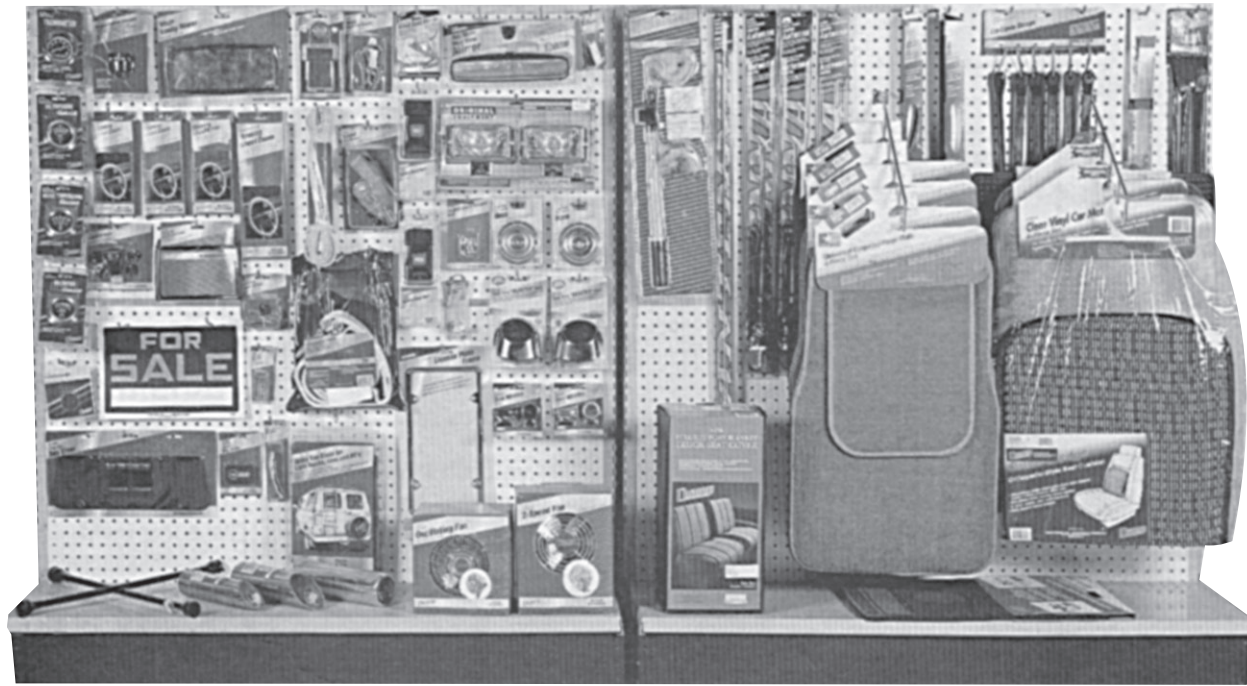
Gloves Merchandising Display	
Height	32"
Width	12"
SKU Count	8



Interior & Exterior Accessories

Compact assortment gives you the essentials required to support your DIY customer needs

- Stock your accessories section with only the fastest moving SKUs



- To build an Interior & Exterior Accessories display, order suggested open stock product from your WD

Display Specifications

8' Accessories Merchandising Display	
Height	48"
Width	96"
SKU Count	54

Product Selection

Part #	Description	Qty.
1093790SET	Blank Reorder Card Set (Qty. 45)	2
7-118	Tachometer	✓
7-153	Oil Gauge Kit	✓
7-155	Water Temp Gauge	✓
7-171	Volt Meter	✓
7-257	Rubber Tie-Down, 21"	✓
7-259	Polypropylene Rope, 50'	✓
7-303	Chrome Expansion Hook	✓
7-307	Tow Strap 15' Poly Web	✓
7-314	License Plate Frame, Metal	✓
7-785	Splash Guards Flex Midsize	✓
7-792	Splash Guards Rubber Truck	✓
7-812	Door Edge Black	✓
7-813	Door Edge Chrome	✓
7-822	Tie-Down, 20"	✓
7-824	Seat Belt, 90"	✓
7-837	Blind Spot Mirror, Convex 2"	✓
7-840	Steering Wheel Cover, Black	✓

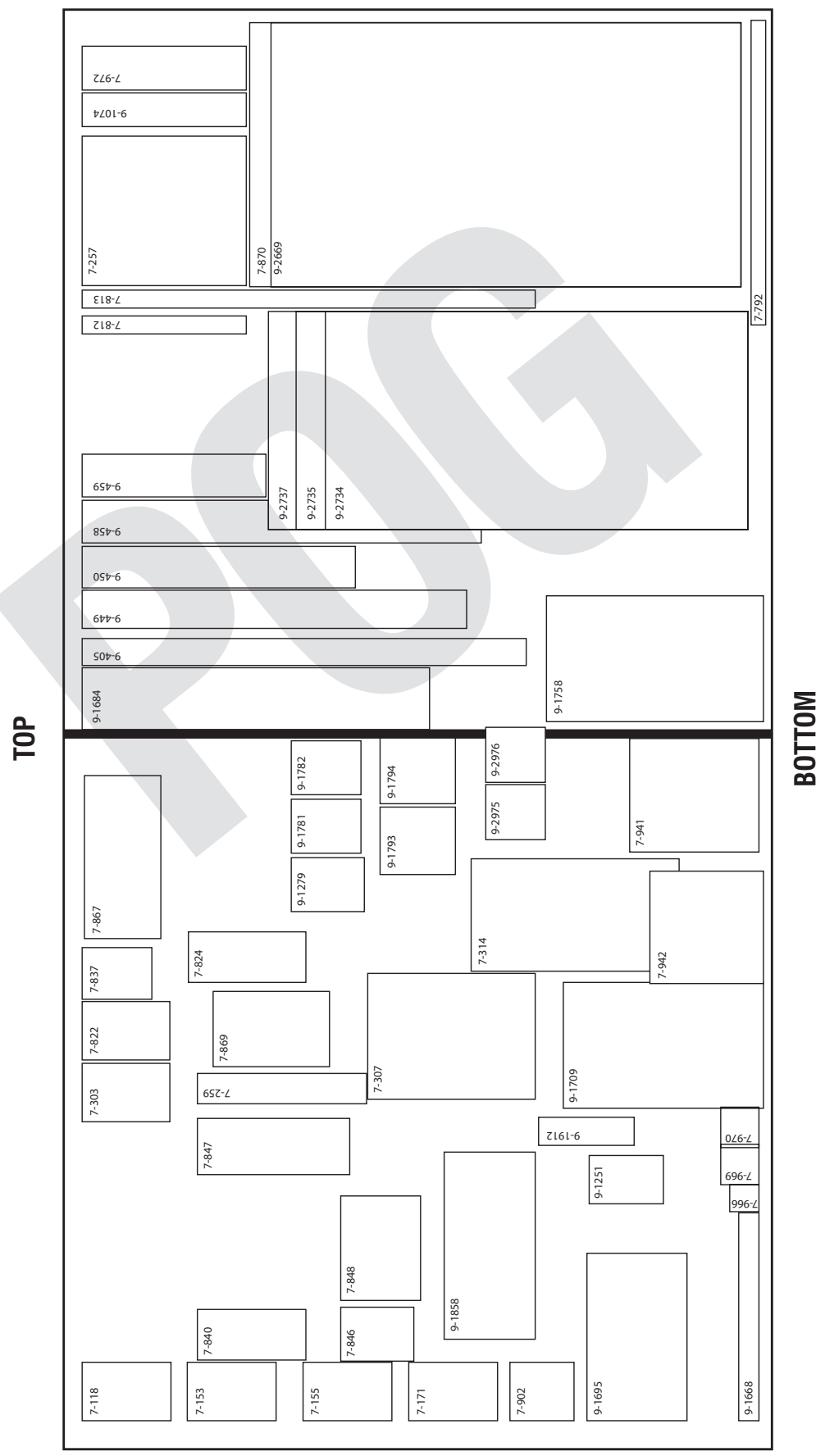
Product Selection

Part #	Description	Qty.
7-846	Shift Knob Black	✓
7-847	Steering Wheel Cover, Truck	✓
7-848	Registration Holder	✓
7-867	Rearview Mirror, 10"	✓
7-869	Ratchet Tie-Down Strap	✓
7-870	Seat Cushion H/D	✓
7-902	Gauge Kit	✓
7-929	74" Seat belt	✓
7-941	RV/Truck Fan/Defrost	✓
7-942	RV/Truck Fan 12 Volt	✓
7-966	Exhaust Extension 2-1/8" OD	✓
7-969	Exhaust Extension 2-5/8" OD	✓
7-970	Exhaust Extension 2-5/8" OD	✓
7-972	Clothes Hanger Bar	✓
9-1074	Auto Skeleton Key	✓
9-1251	Magnetic Key "Locker"	✓
9-1668	Lug Wrench, 20"	✓
9-1684	Steering Wheel Lock	✓

Product Selection

Part #	Description	Qty.
9-1709	Spare Tire Cover Black	✓
9-1758	Truck Seat Cover Full	✓
9-1781	Horn "Disc" Hi 430Hz	✓
9-1782	Horn "Disc" Low 335Hz	✓
9-1793	OE Replacement Horn Hi	✓
9-1794	OE Replacement Horn Low	✓
9-1858	For Sale Sign	✓
9-1912	Hook-N-Loop Fasteners	✓
9-2669	Twin Truck Mats Black	✓
9-2734	Carpet Mat Beige/Tan	✓
9-2735	Carpet Mat Grey	✓
9-2737	Carpet Mat Black	✓
9-2975	Black Deer Whistle	✓
9-2976	Chrome Deer Whistle	✓
9-405	OE Replacement Mast Bright	✓
9-449	Antenna, Rubber	✓
9-450	Antenna, Top Mount	✓
9-458	Antenna, Ball Base	✓
9-459	Antenna Booster Coil	✓


Interior & Exterior Accessories (continued)



Oil, Lube & Fluid

One assortment covers
DIY needs plus demand
from installers

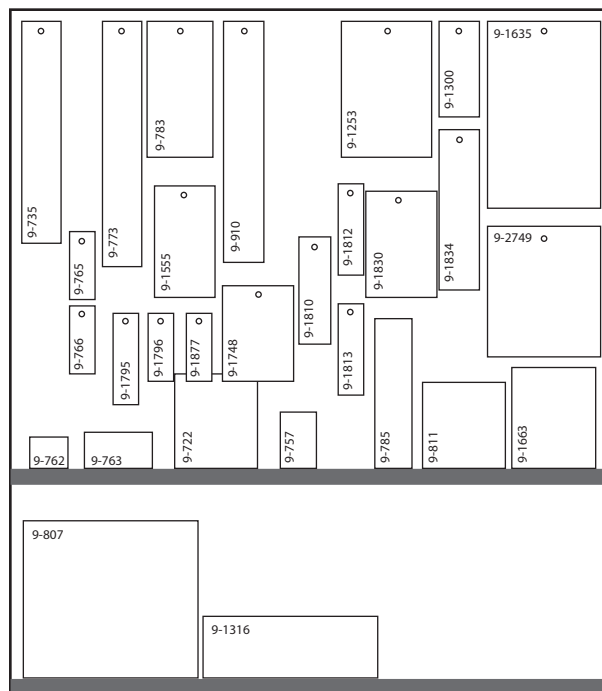
- Combined assortment of funnels, grease guns, gas cans and drain pans
- Compact assortment covers 70% of sales mix
- For greater SHOP SUPPLY coverage, merchandise with 4' Shop Lighting and 4' Shop Tools and Maintenance assortments



- To build an Oil, Lube & Fluid display, order suggested open stock product from your WD

Product Selection

Part #	Description	Qty.
1093790SET	Blank Reorder Card Set (Qty. 45)	2
9-1253	Siphon	✓
9-1300	Antifreeze Tester	✓
9-1316	Oil Drain Pan, Polypropylene	✓
9-1555	3oz Grease Cartridge	✓
9-1635	Oil Drain Pump	✓
9-1663	Deluxe Coolant Recovery Kit	✓
9-1748	5/8" Flushing Kit	✓
9-1795	12 Position Swivel Adapter	✓
9-1796	Needle Tip Adapter	✓
9-1810	White Lithium Grease	✓
9-1812	Cable Lubricant	✓
9-1813	Graphite Lubricant	✓
9-1830	Deluxe Antifreeze Tester	✓
9-1834	Professional Antifreeze Tester	✓
9-1877	Grease Gun Coupler	✓
9-2749	3-in-1 Pump	✓
9-722	3-Piece Funnel Set	✓
9-735	Super Funnel	✓
9-757	HD Pistol Oiler	✓
9-762	Suction Gun, 1 Pint	✓
9-763	HD Grease Gun	✓
9-765	Grease Fitting Coupler	✓
9-766	Grease Injection Needle	✓
9-773	18" Grease Gun Hose	✓
9-783	Mini Grease Gun, One-Hand	✓
9-785	Flexible Filler, Galvanized	✓
9-807	Plastic Radiator Filler	✓
9-811	Fast Flow Funnel	✓
9-910	Brake Fluid Pump	✓




Display Specifications

Oil, Lube & Fluid Merchandising Display	
Height	48"
Width	48"
SKU Count	29

Shop Lighting

Encourage upgrade sales by displaying fluorescent and retracting shop lights

- Assortment mix includes light bulbs, shop lights and accessories
- For greater SHOP SUPPLY coverage, merchandise with 4' Oil, Lub and Fluid and 4' Shop Tools and Maintenance assortments




- To build a Shop Lighting display, order suggested open stock product from your WD



Product Selection

Part #	Description	Qty.
1093790SET	Blank Reorder Card Set (Qty. 45)	1
9-1207	Mini Fluorescent Light, 15'	✓
9-1208	Fluorescent Light, 25'	✓
9-1209	Reel Droplight, 18/3 30'	✓
9-1212	Reflector Light	✓
9-1229	Reel Droplight Handle	✓
9-1231	Metal Bulb Cage	✓
9-1294	Reel Droplight, 18/3 50'	✓
9-357	75-Watt Rough Bulb	✓
9-360	100-Watt Rough Bulb	✓
9-361	Fluorescent Bulb, 15-Watt	✓
9-365	Mini Fluorescent Bulb, 13-Watt	✓
9-366	75 Watt Plastic Bulb	✓
9-367	100 Watt Plastic Bulb	✓
9-369	12-Volt, 50 Watt Bulb	✓



Display Specifications

Shop Lighting Merchandising Display	
Height	48"
Width	48"
SKU Count	14

Shop Tools & Maintenance

The best selling shop tools and maintenance products conveniently organized in one compact area

- Assortment includes tape, weather-stripping, mechanics wire, gloves and miscellaneous tools
- For greater SHOP SUPPLY coverage, merchandise with 4' Shop Lighting and 4' Oil, Grease and Fluid assortments



- To build a Shop Lighting display, order suggested open stock product from your WD

Product Selection

Part #	Description	Qty.
1093790SET	Blank Reorder Card Set (Qty. 45)	2
111702	Battery Hold Down	✓
135141	Fiber Gasketing 1/32"	✓
135144	Asbestos-Free Gasketing	✓
137001	Top Post Battery	✓
7-759	Safety Glasses	✓
9-1086	Standard Padlock	✓
9-1087	Long Shackle Padlock	✓
9-1324	Rosin Solder 72	✓
9-1366	12" Flat Mill File	✓
9-1451	Red Reflective Tape	✓
9-1452	Red Lens Repair Tape	✓
9-1453	Amber Lens Repair Tape	✓
9-1454	Duct Tape, 2" x 135'	✓
9-1459	Pickup Truck Cap Tape	✓
9-1462	Teflon Joint Tape	✓
9-1464	Radiator/Heater Hose Bandage	✓
9-1471	Top Post Battery Protectors	✓
9-1491	Weatherstrip 3/4" x 5/16"	✓
9-1492	Weatherstrip 3/4" x 7/16"	✓
9-1493	Weatherstrip 1" x 5/16"	✓
9-1494	Weatherstrip 1" x 7/16"	✓
9-1495	Weatherstrip 1" x 9/16"	✓
9-1648	Double Face Foam Tape	✓
9-1650	Alum. Foil Tape 3" x 30'	✓
9-1651	Molding/Trim Tape	✓
9-1660	Body Filler/Spreader	✓
9-1673	Scissor Jack	✓
9-1698	Retracting Scraper	✓
9-1699	Razor Blades, Steel	✓
9-1738	Fender Cover	✓

Product Selection

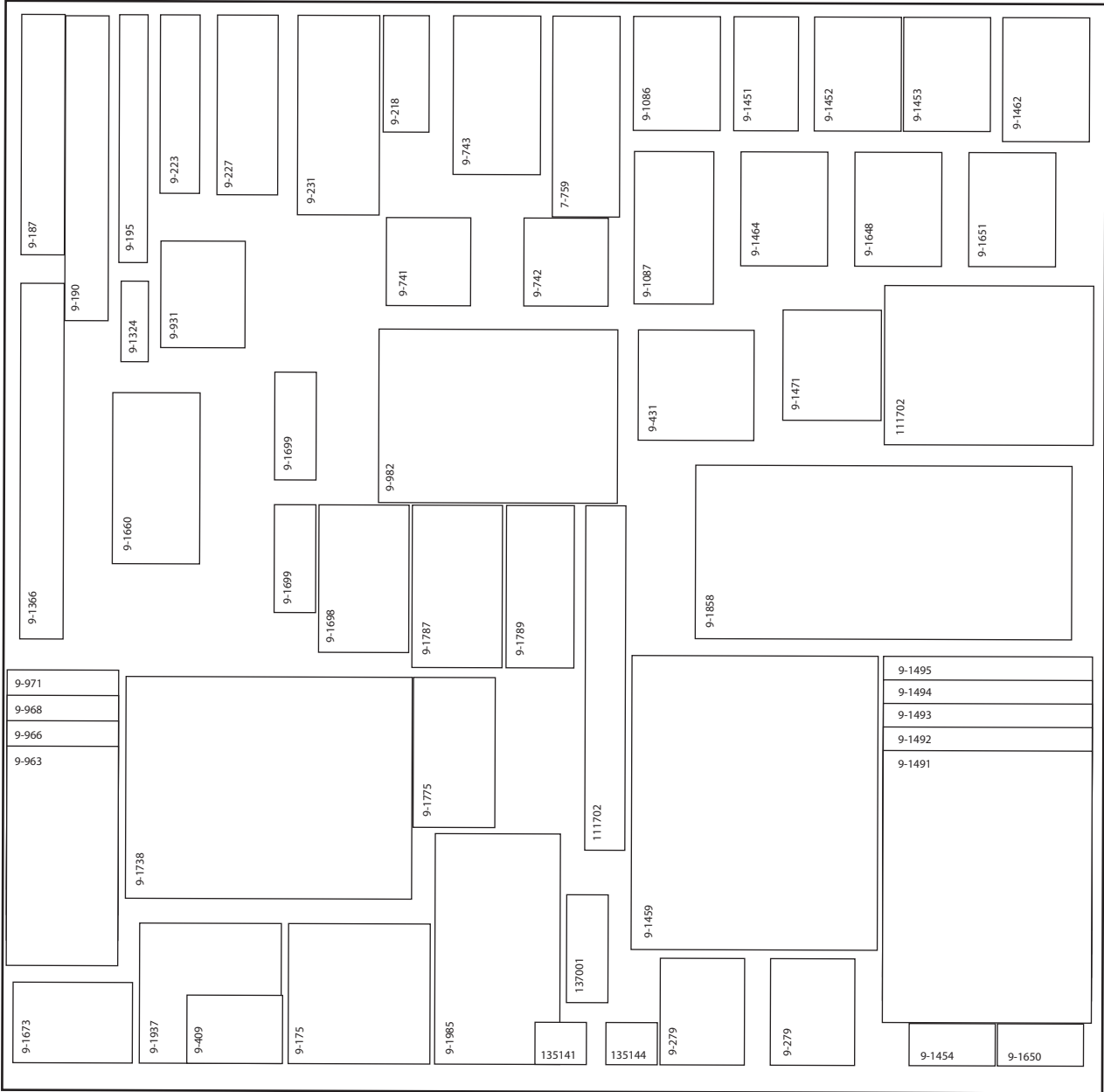
Part #	Description	Qty.
9-175	Pumice Soap, 25/Display	✓
9-1775	Metal Tank Repair Kit	✓
9-1787	Swivel Handle Scraper	✓
9-1788	Utility Knife	✓
9-1789	Utility Knife Blades	✓
9-1858	For Sale Sign	✓
9-187	Brush Scratch	✓
9-190	Brush Scratch	✓
9-1937	4" C-Clamp	✓
9-195	Brush Parts Clean	✓
9-1985	Steel Wool (Fine)	✓
9-218	Brush Coarse Wire End	✓
9-223	1" Paint Brush	✓
9-227	2" Paint Brush	✓
9-231	3" Paint Brush	✓
9-279	Electrical Tape	✓
9-409	Creepers Wheels	✓
9-431	Battery Terminal Tool	✓
9-741	75 Watt Plastic Bulb	✓
9-742	Mechanics Wire, 16 Gauge	✓
9-743	Mechanics Wire, 18 Gauge Coil	✓
9-931	12' Steel Measure Tape	✓
9-963	Jersey Work Gloves	✓
9-966	Unlined Drivers Gloves	✓
9-968	Leather Safety Gloves	✓
9-971	Vinyl Coated Gloves	✓
9-982	Large First Aid Kit	✓

Display Specifications

Shop Tools Merchandising Display	
Height	48"
Width	48"
SKU Count	57

Shop Tools & Maintenance (continued)

TOP




BOTTOM

Shop Towels

Customers can handle roll of towels – driving impulse sales

- Counter display box contains 12 rolled and banded 3-packs of shop towels
- Industry standard red shop towels are 13” x 15”
- Machine washable and hemmed



Display Specifications

Shop Towels Merchandising Display	
Height	12”
Width	12”
SKU Count	12

Promotional Merchandisers

Other items available in Impulse Buy Merchandisers

9-289 - Ice Scraper - 12/box

9-309 - Snowbrush/Scraper - 24/box

9-310 - Snowbrush/Scraper/Squeegee - 24/box

Promotional Merchandisers



512910 Nail Brush

- General purpose hand cleaning brush
- Related sales to hand cleaners
- Quantity 35 pcs




512902 Teflon® Tape

- 1/2" wide x 600' long
- Seals threaded fittings in air and fluid connections
- Quantity 40 pcs



9-175 Pumice Soap

- Volcanic pumice scrubs dirt, oil, grease and grime from hands
- Coconut oil helps preserve natural skin oils and prevent drying
- Quantity 25 pcs



512907 Brass Wire Brush

- Use for general cleaning
- Brass bristles won't scratch
- Black plastic handle with contoured grip
- Quantity 25 pcs

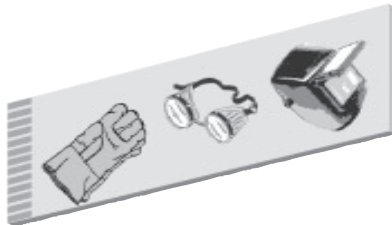


95-9931 Tape Measure

- 1/2" x 12' measuring tape
- Graduated in 1/16" (first foot in 1/32")
- High impact molded case with thumb lock and steel belt clip
- Quantity 30 pcs


METAL WORK!™

A Complete Automotive Metal Working Program



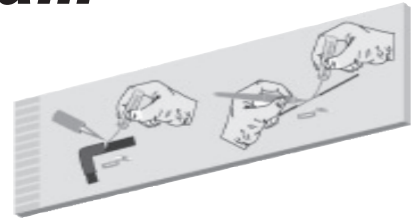
SAFETY PRODUCTS

- Helmets
- Goggles & Safety Glasses
- Ear Protection



CUTTING

- Welding & Cutting Tips
- Nozzles for Harris, Smith & Victor Equipment Styles
- Torch Kits, Gauges, Lighters & other cutting tools



SOLDERING PRODUCTS

- Rosin And Acid Core Solder
- Lead - Free Solder
- Solid Wire and Silver Solder
- Soldering Accessories




BRUSHES

- Wire & Brass Utility Brushes
- Shank and Power Brushes



ABRASIVES

- Cut-Off Wheels
- Grinding Wheels
- Mounted Grinding Points
- Sanding Discs & Materials



WELDING PRODUCTS

- Welding & Brazing Rod
- MIG Wire & Accessories
- Shop Tools, Cable Lugs, Cables and Other Welding Accessories

PRODUCT SAFETY INFORMATION

WELDING SAFETY PROCEDURES:

Equipment Inspection:

Use the disconnect switch at the breaker box to turn off input power prior to working on equipment. Make sure all equipment is installed in accordance with local and national electrical codes. Ground all equipment according to manufacturer's recommendations. Be sure cables make good electrical connections as close to the work piece as possible. Do not dip electrode into water for cooling.

Personal Protection:

Wear dry leather gloves, a protective jacket, and helmet with the proper shaded lens for maximum protection against shocks, burns, and arc rays. Use a lens and filter which conforms to ANSI Z87.1 standards to protect your eyes from arc rays and sparks. Avoid breathing fumes and gases when welding. Do not weld near vapors from spraying and cleaning operations to avoid fires and explosions. Use adequate ventilation in all work areas to prevent injury. Remove all fire hazards from a welding area or cover them with a fire retardant material. Use suitable work clothes made of flame-resistant materials for protection. Protect other personnel in work area by using a non-flammable screening and warn them not to watch the arc or hot spatter.

GRINDING, CUTTING AND POWER BRUSHING SAFETY PROCEDURES:

Power Brushes and Grinding Tools are safe and dependable tools that are designed, manufactured, inspected and tested by experts to assure consistent high quality. We recommend that all tools be prudently operated. All operators of power brushes should be familiar with ANSI B165.1 and ANSI B 165.2 -1988 "Safety Requirements - Staple Set Power Brushes."

Copies of these standards are available at public libraries and from the American National Standards Institute, Inc. (ANSI), 1430 Broadway, New York, NY 10018; or the American Brush Manufacturer's Association, 1900 Arch Street, Philadelphia, PA 19103.

Below, we have summarized some of the operator care and use safety requirements. It is mandatory that you read and observe all of these safety requirements.

1. Inspection:

Upon receipt, make sure brushes and wheels were not damaged during shipment. If damaged, don't use them.

2. Storage and Handling:

Repackage and store brushes, cutting and grinding wheels in their original boxes or equivalent. Do not expose to high humidity, heat, acids, fumes, water, or other liquids which might adversely affect them. Do not allow brush fill or components to become distorted, as this may cause an

unbalanced condition when run. Do not allow foreign matter to accumulate on or become lodged in the tool face. Do not use a wheel or brush that has been dropped.

3. Machine Condition:

Maintain the machine in a safe operating condition. Provide adequate power to maintain spindle speed and adequate exhaust for the application. Use a work rest. Adjust the work rest so that no more than a 1/8" opening is between the rest and the tool. Adjust the work rest only when the tool is not in motion. Do not use a wheel or brush larger than the machine is designed to accommodate. If a spindle nut is used to secure the wheel or brush, the direction of the thread should be in such relation to the direction of rotation that the nut will tend to tighten as the spindle revolves. If flanges are used, they should be identical in size and radial bearing surface to avoid cross-bending pressure. Threaded spindles should be long enough to allow full nut mounting.

4. Mounting Brushes, Cutting and Grinding Wheels:

Before mounting, inspect wheels and brushes for damage, rust, oxidation, or other types of deterioration. If not in good condition, do not use it.

Arbor hole and spindle diameter should be the same. Wheel or brush should fit freely on the spindle. If equipped with an adaptive bushing, the wheel or brush - not the bushing - should be gripped on the machine spindle. Flanges, if used, should be compressed with sufficient force to anchor the wheel or brush, but should not damage the fill material, compress the thickness of the wheel or brush through the hub, or otherwise distort the wheel or tool.

Shank type tools: The shank should be inserted into the chuck or collet as far as possible, with the minimum possible overhang of the tool, and tightened securely.

5. Speed:

Do not exceed the MSFS (MAXIMUM SAFE FREE SPEED) for which the wheel or brush is rated. Maximum Safe Free Speed is the maximum R.P.M. at which the brush should be run with no work applied (spinning free) and is NOT the recommended operating speed. The recommended operating speed should be determined by the application, but should never exceed the MSFS for which the wheel or brush is rated. Users must check spindle speed frequently and maintain records of these checks.

6. Protective Eyewear, Clothing and Equipment:

Protective eye equipment must be used by all operators. Full face protection for the operator and other protective equipment and clothing must be required by the employer if such equipment can prevent possible injuries. Other personnel in the work area must wear eye protection and other safety equipment to prevent injury. An enclosure should be used to isolate any hazardous operation from the operator and other personnel.

(continued on next page)

7. Machine Guards:

Keep all machine guards in place. Use grinding or cutting wheels and rotating brushes only on machines with safety guards.

8. Starting the Tool:

Before starting the job, inspect the machine to be sure it is ready to use and that the wheel or brush is fastened securely. Tools must be run at operating speed with all required safety guards in place or in a protective enclosure for at least one minute before applying work. During this time, no one should stand in front of or in line with the wheel or brush.

9. Supervision:

Persons competent in grinding, cutting and brush technology should be assigned to the mounting, care, and inspection of tools and machinery. It is the responsibility of the employer to fully inform all operating personnel and others in the area about all of the hazards relating to power tool use and to train them in the proper use of grinding and cutting wheels, brushes, safety rules, correct speeds, the need for eye and face protection, as well as other protective equipment and safe procedures.

WARNING:

In normal grinding, cutting and power brushing operations, the material being removed, such as burrs, scale, dirt, weld slag, or other residue, will fly off the tool with considerable force along with wheel grit and brush filaments, which break off due to fatigue.

Never use the side of a wheel or brush unless it was designed for that specific purpose.

Never jam a workpiece into the wheel or brush.

The potential of serious injury exists for both the power tool operator and others in the work area (possibly 50 feet or more from the tool). To protect against this hazard, operators and others in the area must wear SAFETY GOGGLES or FULL FACE SHIELDS OVER SAFETY GLASSES WITH SIDE SHIELDS, along with PROTECTIVE CLOTHING.

You must follow all operator and safety instructions, as well as common safety practices which will reduce the likelihood or severity of physical injury.

BRUSHING PROBLEMS: DO NOT ALLOW UNSAFE CONDITIONS TO CONTINUE.

Occasionally, due to worn bearings, a bent spindle, an unusual application, operator abuse or inappropriate use, a brush or wheel may fail. A wheel or brush which is not received in acceptable condition for trouble-free operation may also fail. Do not use or continue to use a failed wheel or brush or one which is functioning improperly (i.e., throwing filaments, nicked, warped, out-of-balance, etc.), as this increases the possibility for further failure and hazard of injury. The cause of the failure should be evaluated and corrected.

Self-Sharpening: When using wire wheel brushes, periodically reverse the direction of rotation to take advantage of the self-sharpening action that will result. This may be accomplished by removing the brush from the spindle and turning it side for side, and remounting it securely. See Fig. 2.

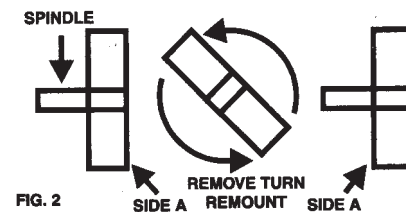
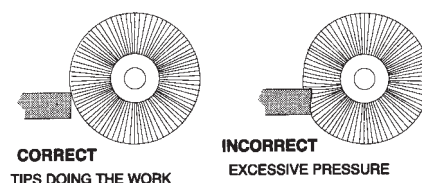


FIG. 2

WARNING

FAILURE TO OBSERVE SAFETY PRECAUTIONS MAY RESULT IN INJURY.

ABMA

SAFETY COMMITTEE

INDUSTRIAL BRUSH DIVISION

AMERICAN BRUSH MANUFACTURERS ASSOCIATION

Cut-Off Wheels

- Reinforced aluminum oxide wheels cut steel for exhaust, body and general metal work. Not for fiberglass or materials other than steel.
- **CAUTION:** Always wear safety goggles and full face protection
- Never exceed maximum RPM



Diameter	Thickness	Arbor Size	Max. RPM	MetalWork! Part # (Qty.)
3" Diameter	1/32"	3/8"	19,000	08521 (5)
3" Diameter	1/32"	3/8"	23,000	08501 (5)
3" Diameter	1/16"	1/4"	23,000	08505 (5)
3" Diameter	1/16"	3/8"	23,000	08509 (5)
3" Diameter	1/8"	1/4"	23,000	08513 (5)
3" Diameter	1/8"	3/8"	23,000	08517 (5)
4" Diameter	1/16"	1/4"	19,000	08541 (5)
4" Diameter	1/16"	3/8"	19,000	08525 (5)
4" Diameter	1/16"	5/8"	19,000	08533 (5)
4" Diameter	1/8"	3/8"	19,000	08529 (5)
4-1/2" Diameter	1/16"	7/8"	13,300	08547 (5)
7" Diameter	1/8"	5/8"	8,700	08550 (1)
12" Diameter	1/8"	1"	5,100	08556 (1)
14" Diameter	1/8"	1"	4,400	08559 (1)

Grinding & Cut-Off Accessories

08705 (1)

MetalWork!™



Grinding Wheel Dresser

Removes clogged material and restores original grinding surface. For wheels up to 10" diameter and 2" width. Made of cast iron. 10-1/2" long.

08762 (1)

MetalWork!™



Mandrel Set

For 1/4" & 3/8" arbors with a 1/4" shank. Ideal for mounting cut-off wheels.

Grinding Wheels - Aluminum

- Soft and fast cutting wheel for aluminum, non-ferrous metals and greasy materials.

Size	Grit	Arbor Hole	Max. RPM	MetalWork! Part # (Qty.)
7" x 1/4"	24	5/8" - 11	8,500	08670 (1)



Grinding Wheels - Flexible/Hubless

- Double reinforced wheel conforms to work shapes and becomes more pliable as it is used. Use with angle head grinders with 5/8" arbor.

Size	Grit	Max. RPM	MetalWork! Part # (Qty.)
4" x 1/8"	60	13,500	08676 (1)
4" x 1/8"	36	13,500	08675 (1)
4-1/2" x 1/8"	60	13,300	08678 (1)
4-1/2" x 1/8"	36	13,300	08677 (1)



Grinding Wheels - Type 1

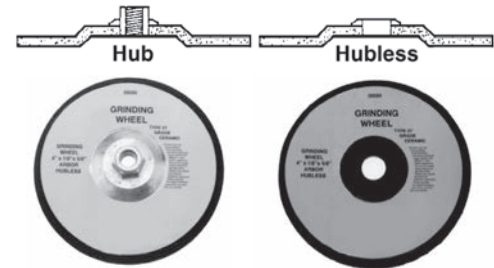
- For stationary bench grinders. General purpose sharpening and grinding of mild steel. Vitrified bond, aluminum oxide. 1" arbor hole. Comes complete with reducing bushing.

Size	Grit	Max. RPM	MetalWork! Part # (Qty.)
6" x 3/4"	36	4,100	08690 (1)
6" x 3/4"	60	4,100	08691 (1)



Grinding Wheels - Type 27 - Hub/Hubless

- Fiberglass reinforced, 24 grit aluminum oxide, general purpose wheel designed for use on air or electric powered right angle or vertical shaft grinders.
- Applications include automobile/truck body work and metal fabrication. Available hubless or with threaded hub.



Size	Type	Arbor Hole	Max. RPM	MetalWork! Part # (Qty.)	Champ Part # (Qty.)
4" x 1/8"	Hubless	5/8"	13,500	08595 (1)	
4" x 1/4"	Hubless	5/8"	13,500	08598 (1)	9-2840 (1)
4-1/2" x 1/8"	Hubless	7/8"	13,300	08601 (1)	
4-1/2" x 1/4"	Hub	5/8" - 11	13,300	08640 (1)	
4-1/2" x 1/4"	Hubless	7/8"	13,300	08605 (1)	9-2842 (1)
5" x 1/4"	Hubless	7/8"	12,200	08607 (1)	
7" x 1/4"	Hub	5/8" - 11	8,500	08643 (1)	9-2844 (1)
7" x 1/4"	Hubless	7/8"	8,500	08609 (1)	
8" x 1/4"	Hub	5/8" - 11	6,500	08646 (1)	
9" x 1/4"	Hub	5/8" - 11	6,500	08649 (1)	

Grinding Wheels - Type 28

- Type 28 wheels are designed to run flat providing faster grinding on flat surfaces and cornering. Excellent for pipeline work. Fiberglass reinforced, aluminum oxide.



Size	Grit	Arbor Hole	Max. RPM	MetalWork! Part # (Qty.)
7" x 1/4"	24	5/8" - 11	8,500	08656 (1)


Mounted Grinding Points

- Aluminum oxide abrasive points on 1/4" shanks. Use to port manifolds, finish metals and ceramics, ream, shape, cut, sharpen, and deburr.




Diameter	Length	Shape	Industry Shape	Max. RPM	MetalWork! Part # (Qty.)
1/4"	3/4"	Cylindrical	A-24	76,500	08720 (1)
1/4"	1-1/16"	Pointed Cylindrical	A-15	72,750	08721 (1)
3/4"	1"	Pear Shaped	A-23	39,370	08725 (1)
3/4"	1-1/8"	Conical	A-5	45,000	08723 (1)
3/4"	1-1/4"	Parabolic Shaped	A-12	48,000	08722 (1)
7/8"	2"	Domed Cylindrical	A-11	19,860	08726 (1)
1"	1/2"	Cylindrical	W-218	38,200	08729 (1)
1"	1"	Cylindrical	A-38	34,500	08730 (1)
1"	1"	Cylindrical	W-220	25,500	08731 (1)
1"	1-1/4"	Conical	A-5	38,200	08724 (1)
1-1/4"	1-1/4"	Conical	A-4	30,560	08727 (1)

Tech Tip



Maximum RPM's apply only when wheels are properly mounted with no more than 1/2" of any mandrel extending from the collet and with the wheel running true.










Tech Tip



Ideal for high speed air and electric drills.

Rotary Files & Rasps


- Tough enough for many jobs — made from high carbon steel
- Can be used on bronze, aluminum and mild steel as well as plastic and fiberglass
- The rasps are ideal for quick material removal in hard-to-reach places
- 1/4" shank and a maximum speed of 2,500 RPM
- Listed by type

<p>08743 (1) MetalWork!™</p>  <p>File - Ball End</p>	<p>08745 (1) MetalWork!™</p>  <p>File - Conical</p>	<p>08744 (1) MetalWork!™</p>  <p>File - Cylindrical</p>
<p>08740 (1) MetalWork!™</p>  <p>File - Domed Cylindrical</p>	<p>08747 (1) MetalWork!™</p>  <p>File - Narrow Cylindrical</p>	<p>08746 (1) MetalWork!™</p>  <p>File - Oval Shaped</p>
<p>08742 (1) MetalWork!™</p>  <p>File - Parabolic Shaped</p>	<p>08741 (1) MetalWork!™</p>  <p>File - Pear Shaped</p>	<p>08753 (1) MetalWork!™</p>  <p>Rasp - Conical</p>

Sanding - Emery Cloth

- An assortment of 1" wide rolls of emery cloth for polishing nicks and scratches. Perfect for copper pipe soldering preparation.

Grit	MetalWork! Part # (Qty.)
80	08850 (1)
120	08851 (1)
180	08852 (1)
320	08853 (1)




Tech Tip

Set up a barrier curtain to protect other workers in the area in which you are grinding.

Sanding - Flap Wheels

- A full line abrasive system for removal of unwanted materials from hard-to-reach areas and surfaces. Perfect for metal refinishers and hobbyists.
- 1/4" shank for use with an electric drill

Size	Grit	MetalWork! Part # (Qty.)
1" Dia. x 1"	60	08825 (1)
1" Dia. x 1"	80	08826 (1)
1" Dia. x 1"	120	08827 (1)
1-1/2" Dia. x 1/2"	60	08828 (1)
1-1/2" Dia. x 1/2"	80	08829 (1)
1-1/2" Dia. x 1/2"	120	08830 (1)
2" Dia. x 1"	60	08832 (1)
2" Dia. x 1"	80	08833 (1)
2" Dia. x 1"	120	08834 (1)
3" Dia. x 1"	60	08836 (1)
3" Dia. x 1"	80	08837 (1)
3" Dia. x 1"	120	08838 (1)



Sanding Accessories

08873 (1) MetalWork!™

Backing Pads For Sanding Discs

4-1/2" Dia. x 5/8"-11 Thread.

08875 (1) MetalWork!™

Backing Pads For Sanding Discs

5" Dia. x 5/8"-11 Thread.

08878 (1) MetalWork!™

Backing Pads For Sanding Discs

7" Dia. x 5/8"-11 Thread.

08888 (1) MetalWork!™


Sanding Pad - 6" Orbital

Use with pressure sensitive discs.

Sanding Discs

- For all your sanding, fine finishing and metal surface preparation needs
- Available in the most popular grits (16 - 120) and in 3 diameters (4-1/2", 5", 7")
- Aluminum oxide

Size	Grit	MetalWork! Part # (Qty.)
4-1/2" Dia.	16	08773 (3)
4-1/2" Dia.	24	08774 (3)
4-1/2" Dia.	36	08775 (3)
4-1/2" Dia.	50	08776 (3)
4-1/2" Dia.	80	08777 (3)
4-1/2" Dia.	120	08779 (3)
5" Dia.	16	08781 (3)
5" Dia.	24	08782 (3)
5" Dia.	36	08783 (3)
5" Dia.	50	08784 (3)
5" Dia.	80	08785 (3)
5" Dia.	120	08787 (3)
7" Dia.	16	08790 (2)
7" Dia.	24	08791 (2)
7" Dia.	36	08792 (2)
7" Dia.	50	08793 (2)
7" Dia.	80	08794 (2)
7" Dia.	120	08796 (2)



Sales Tip



While sanding, safety goggles are recommended (See pages 82 and 83 for Safety Products)



Brushes - Power Wire - Crimped Cup

- For cleaning welds, removing paint and rust from metals and general cleaning
- Small diameter, high tensile wire for more flexibility and more scratch points
- Standard and metric arbor sizes, .014" wire, carbon steel

Size	Arbor	Max. RPM	MetalWork! Part # (Qty.)
3" Dia.	5/8"-11"	12,500	09122 (1)
3" Dia.	M10-1.25	12,500	09123 (1)
3" Dia.	M10-1.5	12,500	09121 (1)
5" Dia.	5/8"-11"	6,600	09125 (1)



Brushes - Power Wire - Crimped Wheel

- For finishing and polishing metals or for general purpose cleaning
- Standard and metric arbor sizes, .014" wire, carbon steel
- Wheels with 5/8" to 1/2" arbor are for use on bench grinders and have 5/8" arbor hole with adapter for 1/2" arbors

Size	Arbor	Wire	Max. RPM	MetalWork! Part # (Qty.)	Champ Part # (Qty.)
4" Dia.	1/2"	.008"	4,500	09060 (1)	
4" Dia.	5/8"-11"	.014"	12,500	09100 (1)	
4" Dia.	M10-1.25	.014"	12,500	09101 (1)	
4" Dia.	M10-1.5	.014"	12,500	09102 (1)	
6" Dia.	5/8" - 1/2"	.014"	6,000	09106 (1)	9-215 (1)
8" Dia.	5/8"	.014"	4,500	09107 (1)	



Tech Tip

Bristles may fly out of wire wheels and brushes...protect your eyes and wear safety goggles.

Brushes - Power Wire - Knotted Wheel

- Power brushes for general purpose cleaning and polishing for use on hard materials.
- Standard or metric arbor sizes, 5/16" width, .014" wire, carbon steel
- Wheels with 5/8" to 1/2" arbor are for use on bench grinders and have 5/8" arbor hole with adapter for 1/2" arbors

Size	Arbor	Max. RPM	MetalWork! Part # (Qty.)	Champ Part # (Qty.)
4" Dia.	5/8"-11"	20,000	09084 (1)	
6" Dia.	5/8" - 1/2"	9,000	09086 (1)	9-216 (1)
6" Dia.	5/8-11"	9,000	09085 (1)	



Tech Tip

Read all **Product Safety Information** before using brushes (See pages 66-67).

Brushes - Power Wire - Knotted Cup

- The perfect brush for cleaning welds, removing paint and rust from metals and general cleaning
- High tensile wire for more flexibility and more scratch points with light pressure use
- Standard and metric arbor sizes, carbon steel
- **Note:** 09139 is a double row brush

Size	Arbor	Max. RPM	MetalWork! Part # (Qty.)
3" Dia.	5/8"-11"	12,500	09130 (1)
3" Dia.	M10-1.25	12,500	09133 (1)
3" Dia.	M10-1.5	12,500	09132 (1)
3" Dia.	M14-2.0	12,500	09134 (1)
4" Dia.	5/8"-11"	9,000	09135 (1)
4" Dia.	5/8"-11"	9,000	09139 (1)
6" Dia.	5/8"-11"	6,600	09136 (1)



Right Angle Grinder



Brushes - Power Wire - Stringer Bead Twist

- Heavy duty wire for aggressive cleaning action
- Standard and metric arbor sizes, 1/8" width, .020" wire, carbon steel

Size	Arbor	Max. RPM	MetalWork! Part # (Qty.)
4" Dia.	5/8"-11"	20,000	09093 (1)
4" Dia.	M10-1.5	20,000	09094 (1)
5" Dia.	5/8"-11"	12,000	09095 (1)


Tech Tip

Be certain to check and tighten all discs and wire wheels before using them.



Brushes - Shank

- For general purpose cleaning including polishing and removing rust
- Use with electric drill



Circular End Wire Brush			
Size	Max. RPM	Mounting	MetalWork! Part # (Qty.)
1-1/2" Dia. x 0.020" Wire	15,000	1/4" Shank	09045 (1)

Crimped End Brush			
Size	Max. RPM	Mounting	MetalWork! Part # (Qty.)
1" Dia.	20,000	1/4" Shank	09041 (1)

Brushes - Shank (continued)




Coarse Wire Cup Brush (.014 Wire)				
Size	Max. RPM	Mounting	MetalWork! Part # (Qty.)	Champ Part # (Qty.)
1-1/2" Dia.	5,000	1/4" Shank	09048 (1)	
2-1/2" Dia.	5,000	1/4" Shank	09049 (1)	9-201 (1)



Fine Wire Cup Brush			
Size	Max. RPM	Mounting	MetalWork! Part # (Qty.)
2-1/2" Dia. x 0.008" Wire	5,000	1/4" Shank	09050 (1)



Coarse Wire Wheel Brush			
Size	Max. RPM	Mounting	MetalWork! Part # (Qty.)
2" Dia.	6,000	1/4" Shank	09053 (1)
2-1/2" Dia.	6,000	1/4" Shank	09054 (1)
3" Dia.	4,500	1/4" Shank	09055 (1)



Fine Wire Wheel Brush				
Size	Max. RPM	Mounting	MetalWork! Part # (Qty.)	Champ Part # (Qty.)
3" Dia.	4,500	1/4" Shank	09056 (1)	9-199(1)



Knotted End Brush (1/4" shank)			
Size	Max. RPM	MetalWork! Part # (Qty.)	Champ Part # (Qty.)
3/4" Dia.	20,000	09044 (1)	9-218 (1)
1" Dia. x 0.020" Wire	20,000	09040 (1)	



Solid End Wire Brush			
Size	Max. RPM	Mounting	MetalWork! Part # (Qty.)
3/4" Dia.	20,000	1/4" Shank	09043 (1)

Sales Tip

Many styles and sizes of Part Cleaning Brushes are available in Champ:

- 9-194** Mixed Tampico Bristles 11-1/4" overall length
- 9-195** Polypropylene Bristles 11-1/2" overall length
- 9-198** Mixed Tampico Bristles 12" overall length

Brushes - Utility

09031 (2) MetalWork!™



Acid Brush, Large

1/2". For application of solder flux to work area.
Champ 9-204(1)


09030 (2) MetalWork!™



Acid Brush, Small

3/8". For application of solder flux to work area.
Champ 9-202(1)
Champ 9-205(3)

09003 (1) MetalWork!™



Brass Wire Brush - Plastic Handle

7-1/4" in length. Soft bristles to avoid scratches. Great for cleaning aluminum, painted or plastic parts without scratching.

09004 (1) MetalWork!™



Brass Wire Brush - Wood Handle

7-3/4" in length. Ideal for aluminum welding cleanup.

09005 (1) MetalWork!™



Brass Wire Brush - Wood Handle

8-3/4" in length. Will not scratch stainless or polished steel.

09021 (1) MetalWork!™



Deluxe Parts Cleaning Brush

Polypropylene bristles with 10-1/2" handle. One-piece construction. Size 10 brush.
Champ 9-185(1)

09002 (1) MetalWork!™



Stainless Steel Tinning Brush

Tempered bristles - 8-3/4" in length.

09017 (1) MetalWork!™



Stainless Steel Wire Brush

13-7/8" in length. Ideal for hard-to-reach areas.

09000 (1) MetalWork!™



Stainless Steel Wire Brush

7-1/8" in length. Rustproof, scratch-style brush with plastic handle. Great for cleaning steel parts.

09001 (1) MetalWork!™



Stainless Steel Wire Brush

7-3/4" in length. A must for aluminum welding cleanup.
Champ 9-187(1)

09018 (1) MetalWork!™



Stainless Steel Wire Brush

9-1/2" in length. Wood shoe handle with durable bristles.

09010 (1) MetalWork!™



Steel Wire Brush - Wood Handle

13-1/2" in length. Extremely heavy-duty bristles.
Champ 9-190(1)
Champ 9-189(1) with scraper

09011 (1) MetalWork!™



Steel Wire Brush - Wooden Shoe Handle

10-1/4" in length. Heavy-duty steel bristles.
Champ 9-200(1)

09026 (1) MetalWork!™



Tube Brush

8-1/2"L x 3" nylon bristles. Ideal for cleaning carburetors & brake cylinders.

Oxy-Acetylene Hose Repair

08041 (1)

MetalWork!™



Hose Repair Crimping Tool

Designed to make it fast and easy to perform hose fitting repairs.

08078 (2)

MetalWork!™



Oxy-Acetylene Hose End Repair Kit

1/4" hose. Includes 2 complete hose end sets. Use **08041** crimping tool to crimp to hose.

08081 (2)

MetalWork!™



Oxy-Acetylene Hose Splicer Kit

Includes 2 splice couplers for 1/4" hose. Safely repairs cuts and nicks in welding hoses. Use **08041** crimping tool to crimp to hose.

Cutting



Tech Tip

Protect yourself from slag by wearing protective clothing and goggles.

Store gas cylinders away from arcs, extreme heat and flames.

Oxy-Acetylene Hoses

- Kink-proof, flexible, double hoses with neoprene cover
- 100 PSI rating



Dimensions	MetalWork! Part # (Qty.)
3/16" diameter x 25' long	08043 (1)
1/4" diameter x 25' long	08047 (1)
1/4" diameter x 50' long	08048 (1)

Oxy-Acetylene Tips & Nozzles

- A full selection for cutting and welding sets
- Popular styles for specific applications (see Cross Reference Chart on page 80)



Airco Style Acetylene Cutting Tip (144 Series)	
Tip Size	MetalWork! Part # (Qty.)
1	08101 (1)
2	08102 (1)



Marquette Style Star Jet Acetylene Cutting Tip (GW4)	
Tip Size	MetalWork! Part # (Qty.)
1	08140 (1)

Oxy-Acetylene Tips & Nozzles (continued)



Harris Style Acetylene Cutting Tip (6290 Series)	
Tip Size	MetalWork! Part # (Qty.)
0	08112 (1)
1	08113 (1)
2	08114 (1)
3	08115 (1)



Victor Style Acetylene Cutting Tip (1-101)	
Tip Size	MetalWork! Part # (Qty.)
00	08181 (1)
0	08182 (1)
1	08183 (1)
2	08184 (1)



Harris Style Acetylene Heating Rosebud (J-63-2)	
Tip Size	MetalWork! Part # (Qty.)
For E-43 Mixer	08131 (1)



Victor Style Acetylene Cutting Tip (3-101)	
Tip Size	MetalWork! Part # (Qty.)
000	08260 (1)
00	08261 (1)
0	08262 (1)
1	08263 (1)
2	08264 (1)
3	08265 (1)



Purox Style Acetylene Cutting Tip (4202)	
Tip Size	MetalWork! Part # (Qty.)
3	08150 (1)
4	08151 (1)
5	08152 (1)



Smith Style Acetylene Cutting Tip (MC12)	
Tip Size	MetalWork! Part # (Qty.)
0	08166 (1)
1	08167 (1)
2	08168 (1)
3	08169 (1)



Victor Style Acetylene Heating Rosebud Assembly (MFA)	
Tip Size	MetalWork! Part # (Qty.)
8	08202 (1)

Oxy-Acetylene Tips & Nozzles (continued)



Victor Style Acetylene Heating Rosebud (MFA-1)	
Tip Size	MetalWork! Part # (Qty.)
1	08291 (1)



Victor Style Propane/Nat. Gas Cutting Tip (3-GPN)	
Tip Size	MetalWork! Part # (Qty.)
1	08272 (1)
2	08273 (1)

Cross Reference Chart - Cutting and Welding Tips

Name	Ind. #	Part #
AIRCO ACETYLENE CUTTING TIP		
144-1		08101
144-2		08102
HARRIS ACETYLENE CUTTING TIP		
6290-0		08112
6290-1		08113
6290-2		08114
6290-3		08115
HARRIS ROSEBUD HEATING TIP		
J-63-2		08131
MARQUETTE ACETYLENE CUTTING TIP		
GW4-1		08140

Name	Ind. #	Part #
PUROX ACETYLENE CUTTING TIP		
4202-3		08150
4202-4		08151
4202-5		08152
SMITH ACETYLENE CUTTING TIP		
MC 12-0		08166
MC 12-1		08167
MC 12-2		08168
MC 12-3		08169
VICTOR ACETYLENE CUTTING TIP (1-101 series)		
00-1-101		08181
0-1-101		08182
1-1-101		08183
2-1-101		08184

Name	Ind. #	Part #
VICTOR ACETYLENE CUTTING TIP (3-101 series)		
000-3-101		08260
00-3-101		08261
0-3-101		08262
1-3-101		08263
2-3-101		08264
3-3-101		08265
VICTOR HEATING ROSEBUD STYLE		
8-MFA		08202
8-MFA-1		08291
VICTOR PROPANE CUTTING TIP		
1-3-GPN		08272
2-3-GPN		08273

Oxy-Acetylene Tools & Accessories

08086 (1) MetalWork!™



Gauge - 2" Acetylene

Range - 0-30 PSI.

08085 (1) MetalWork!™



Gauge - 2" Oxygen

Range - 0-200 PSI.

08010 (1) MetalWork!™



Oxy-Acetylene Lighter (Single Flint)

Low cost, lightweight, dependable operation. Equipped with large file and hood.

08012 (1) MetalWork!™



Oxy-Acetylene Lighter (Triple Flint)

When flint is worn, rotate new flint into position. High quality striker with a rugged frame, durable round file, three large flints and a bright plated finish.

08020 (1) MetalWork!™



Oxy-Acetylene Tip Cleaner (Regular)

Light, easy to use kit features circle design to provide 60 cleaning edges per inch. Kit includes file. Fits all tip sizes.

08011 (5) MetalWork!™



Striker Renewal Flints (Single Flint)

Replacement flints for 08010 lighter.

Oxy-Acetylene Tools & Accessories (continued)

08013 (1) MetalWork!™



Striker Renewal Flints (Triple Flint)

Replacement flints for **08012** lighter.

08023 (1) MetalWork!™



Tip Drill Set

Pencil-type holder with 12 drills inside with pocket clip. Cleans and trues acetylene cutting and welding tip orifices. Replacement drills available.

Oxy-Acetylene Torch Kits

08006 (1) MetalWork!™



Econ-O-Line Gas Welding & Cutting Kit

Designed for light or medium duty applications. Can weld up to 1/8" and cut up to 3/8". Larger nozzles and tips can weld up to 1-1/4" and cut up to 3".

08001 (1) MetalWork!™



Gas Welding & Cutting Kit, Medium Duty

For the craftsman or mechanic. Welds up to 5/64" cuts up to 1/2" with supplied tip & nozzle. Includes welding handle, #0 tip, cutting attachment & size 0-3-101 tip, heavy duty oxygen & acetylene regulators, 3/16" x 20' twin hose, goggles & a striker.



Tech Tip

Keep tip holes clean for best cutting results.

Make sure all gas cutting equipment is kept free of oil and grease to avoid fire and injury.

Hearing Protection

09655 (1) MetalWork!™



Ear Muffs

Lightweight for comfort. Tough head strap for secure pressure and durability. Extra wide foam cushions for sure sealing and comfort. For most common levels of industrial noise. Self Aligning and adjustable.

09659 (1) MetalWork!™



Ear Plugs - Disposable

Protect against loud noises with acoustic fibers and foam. Perfectly shaped plastic ear plugs are easy to insert and remove. Five pair in a reclosable pouch.

09658 (1) MetalWork!™



Ear Plugs - Large Reusable

Soft, silicon material for long lasting durability. Available with safety neck cord for easy removal without loss. Available in two sizes. For protection from very loud noises.

09657 (1) MetalWork!™



Ear Plugs - Medium Reusable

Soft, silicon material for long lasting durability. Available with safety neck cord for easy removal without loss. Available in two sizes. For protection from very loud noises.

Tech Tip

To insure personal protection, it is recommended to wear safety goggles, gloves and ear plugs.

Safety Glasses

09604 (1) MetalWork!™



Protective Spectacles, #2 Green

Stylish, top quality glasses have a universal bridge and flat folding side shields. 57mm safety lens.

09603 (1) MetalWork!™



Protective Spectacles, Clear

Stylish, top quality glasses have a universal bridge and flat folding side shields. 57mm safety lens.

09599 (1) MetalWork!™



Safety Glasses, Clear

High quality safety glasses with plastic side shields. One size fits all. Not for oxy-acetylene welding.
Champ 7-759 (1)

09598 (1) MetalWork!™



Safety Glasses, Smoke

High quality safety glasses with plastic side shields. One size fits all. Not for oxy-acetylene welding.

09595 (1) MetalWork!™




Safety Glasses, Visitor

Clear. Inexpensive, one size fits all safety glasses that will fit over eyeglasses.

Safety Goggles, Shields & Accessories

09666 (1) MetalWork!™



Dust Masks - Custom

For lab, grinding, sanding and dusty areas. Extremely absorbent filter material & lightweight. **NOTE:** Do not use for paint and other fumes.

09675 (1) MetalWork!™



First Aid Kit

Ideal for shop, office, home, car, boat, etc. Contains sterile gauze pads, 1" x 3" adhesive plastic strips, pre-moistened towelettes, one roll adhesive tape, Latex exam gloves, antibiotic ointment, scissors, first aid pamphlet and more.

Champ 9-982(1) shop

09571 (1) MetalWork!™



Goggles - Acetylene

Rectangle shaped goggles designed to wear over regular glasses or with a magnifying lens. Six vents prevent fogging. Soft vinyl forms to head. Complete with a 4-1/4" x 2" shade 5 lens and a pit resistant cover lens.

09576 (1) MetalWork!™



Goggles - Clear Plastic

Good general purpose goggles for industry, workshop, farming, sports, etc. Fits over regular eyeglasses. Perforated for good ventilation.

09577 (1) MetalWork!™



Goggles - Eye Cup

One piece molded plastic eyecups. Comfortable, face fitting contour. Complete with 50mm round shade #5 welding lens.

09578 (1) MetalWork!™



Goggles - Flip-Up Oxyacetylene

Flip up filter lens with stationary protective lens. Fits over eyeglasses. Standard 50mm round shade #5 lens.

09572 (1) MetalWork!™



Goggles - Fog Free Vented

Easy viewing, ventilation and comfort. #5 acetate lens. Conforms to the eye area for a light-tight seal.


09575 (1) MetalWork!™



Goggles - Green Plastic

Light green shaded lens with clear sides. Not for oxy-acetylene welding.

09579 (1) MetalWork!™



Goggles - Lift Front

Soft flexible frame, indirect vent, fits comfortably over glasses. Complete with shade #5 lens and cover plate. Accommodates 2" x 4-1/4" lens.

09585 (1) MetalWork!™



Grinding Shield - Clear

Full face grinding shield available with clear or green shield. Lightweight and fully adjustable. Made of poly-type molded plastic which is non-warping. Equipped with posi-lock headgear.

09746 (1) MetalWork!™



Welding Cap, Black - Size 7-3/8

Black, sporty looking cap to protect hair from hot sparks and slag. 7-3/8". Also 6-3/4" as part number **09741**.

09707 (1) MetalWork!™



Welding Caps

Medium, black. Also available: size large, part number **09708**; size extra large, part number **09709**.

Welding Gloves

09617 (1) MetalWork!™



Leather Welding Gloves

Brown, protects against hot metal, slag & sparks.

09616 (1) MetalWork!™



Leather Welding Gloves - Lined

Gray, heat-resistant with gauntlet. 13-1/2" long. Economical choice.

09618 (1) MetalWork!™



Leather Welding Gloves - Lined

High quality glove with gauntlet. 13-1/2" long.

09864 (1) MetalWork!™



Leather Welding Gloves - Lined

Fleece lined & heat resistant. Most professional glove.

09619 (1) MetalWork!™



Leather Welding Gloves

Protects against hot metal, slag & sparks.

Welding Helmet Lenses

- Available in various densities for many welding applications. Darker lenses for higher amperage
- Lighter lenses for indoor and light welding
- Clear cover lenses are high quality material to protect shaded lenses
- Gold lenses reflect radiated energy from arc and provides maximum protection from ultraviolet and infrared radiation



2" x 4-1/4"	
Use with helmets: 09500 and 09512 .	
Shade	Part # (Qty.)
Clear Glass Cover Plate	09538 (1)
Clear Plastic Safety Plate	09537 (1)
Green #5	09530 (1)
Green #8	09531 (1)
Green #9	09532 (1)
Green #10	09533 (1)
Green #11	09534 (1)
Green #12	09535 (1)

4-1/2" x 5-1/4"	
Use with helmet 09514 .	
Shade	Part # (Qty.)
Clear Glass Cover Plate	09552 (1)
Clear Plastic Safety Plate	09551 (1)
Green #8	09546 (1)
Green #9	09547 (1)
Green #10	09548 (1)

Magnaweld Lens (2" x 4-1/4")	
Magnifies to allow you to weld with or without your eyeglasses. Fits helmets and goggles with 2" x 4-1/4" lens opening.	
Shade	Part # (Qty.)
F1.50	09558 (1)
F2.00	09559 (1)

Welding Helmets & Accessories

09521 (1) MetalWork!™



Headgear

Ratchet style. Easy adjusting straps for head size and crown fit. Pliable, long lasting plastic that will not stiffen. Stays cool and comfortable. Ratchet type adjustment for head band and pin type adjustment for crown strap. Fits helmets: **09512** and **09514**.

09524 (1) MetalWork!™



Headgear

Ratchet style. Adjusting straps for head size & crown fit. Pliable, long lasting plastic that will not stiffen. Stays cool & comfortable. Pivot points extend from head band to eliminate pressure on sides of head. Fits helmets: **09500**.

09500 (1) MetalWork!™



Helmet - Black Polyethylene

Lightweight with extended bib to deflect spatter. Fixed front with a 4-1/2" x 2" shade 11 lens and clear plastic cover.

09512 (1) MetalWork!™



Helmet - Nylon

Tough, lightweight helmet with the convenience of a 4-1/4" x 2" shade 10 flip-up lens and clear cover. Black with ratchet type headgear.

09514 (1) MetalWork!™



Helmet - Nylon

Tough, lightweight helmet with the convenience of a 4-1/2" x 5-1/4" shade 10 flip-up lens and clear cover. Black with ratchet type headgear.



Tech Tip

Personal Protection:

- Wear dry leather gloves, a protective jacket, and helmet with the proper shaded lens for maximum protection against shocks, burns, and arc rays.
- Use a lens and filter which conforms to ANSI Z87.1 standards to protect your eyes from arc rays and sparks. Avoid breathing fumes and gases when welding.
- Do not weld vapors from spraying and cleaning operations to avoid fires and explosions. Use adequate ventilation in all work areas to prevent injury.
- Remove all fire hazards from a welding area or cover them with a fire retardant material.
- Use suitable work clothes made of flame-resistant materials for protection.
- Protect other personnel in work area by using a non-flammable screening and warn them not to watch the arc or hot spatter.

Solder

- Soldering is a fast, simple and inexpensive way to permanently join electrical wires and metal parts
- In tin/lead solder alloys, the alloy content is expressed in percent of tin and lead or tin and antimony with tin content always listed first
- For example, 40/60% solder is 40% tin and 60% lead



Acid Core

For non-electrical applications. Ideal for many types of metals: galvanized steel, brass, nickel & copper. Works well on fitting connections & sheet metal joints. Acid flux acts as a cleaning agent & is water soluble. Can be cleaned off with water.

Grade	Size	Weight	Package Type	Tensile Strength	Melting Temp.	MetalWork! Part # (Qty.)	Champ Part # (Qty.)
95/5% Tin/Antimony LEAD FREE	1/16"	1 oz.	tube	6000	485°F	07338 (1)	
95/5% Tin/Antimony LEAD FREE	3/32"	1/4 lb.	spool	6000	485°F	07320 (1)	
95/5% Tin/Antimony LEAD FREE	1/8"	1/2 lb.	spool	6000	485°F	07321 (1)	
95/5% Tin/Antimony LEAD FREE	1/8"	1 lb.	spool	6000	485°F	07322 (1)	
5/95% Tin/Lead	1/8"	1 lb.	spool	4190	590°F	07302 (1)	
30/70% Tin/Lead	1/8"	1/2 lb.	spool	4500	496°F	07301 (1)	
40/60% Tin/Lead	1/16"	1 oz.	tube	4900	460°F	07303 (1)	9-1323 (1)
40/60% Tin/Lead	3/32"	1/4 lb.	spool	4900	460°F	07300 (1)	
40/60% Tin/Lead	1/8"	1 lb.	spool	4900	460°F	07323 (1)	9-1319 (1)
40/60% Tin/Lead	1/8"	1/2 lb.	spool	4900	460°F		9-1321 (1)

Rosin Core

Used for electrical work. Flux acts as a cleaning agent. Non-conductive and non-corrosive. Works well on all types of electrical connections.

Grade	Size	Weight	Package Type	Tensile Strength	Melting Temp.	MetalWork! Part # (Qty.)	Champ Part # (Qty.)
95/5% Tin/Antimony LEAD FREE	1/16"	1 oz.	tube	6000	485°F	07336 (1)	
95/5% Tin/Antimony LEAD FREE	3/32"	1/4 lb.	spool	6000	485°F	07333 (1)	
95/5% Tin/Antimony LEAD FREE	1/8"	1 lb.	spool	6000	485°F	07328 (1)	
95/5% Tin/Antimony LEAD FREE	1/8"	1/2 lb.	spool	6000	485°F	07334 (1)	
5/95% Tin/Lead	1/8"	1 lb.	spool	4190	590°F	07309 (1)	
30/70% Tin/Lead	3/32"	1/2 lb.	spool	4500	496°F	07308 (1)	
40/60% Tin/Lead	1/16"	1 oz.	tube	4900	460°F	07311 (1)	9-1324 (1)
40/60% Tin/Lead	3/32"	1/4 lb.	spool	4900	460°F	07307 (1)	
40/60% Tin/Lead	1/8"	1/2 lb.	spool	4900	460°F		9-1322 (1)
40/60% Tin/Lead	1/8"	1 lb.	spool	4900	460°F	07329 (1)	9-1325 (1)
60/40% Tin/Lead	1/16"	1/4 lb.	spool	5600	423°F	07306 (1)	

Solder Kits & Accessories

07312 (1) MetalWork!™



Silver Solder

NEW!

96/4% Tin-Silver LEAD FREE. Wire Diameter: 1/16", Weight: 1 oz. Designed for use with chrome plate, brass, nickel, copper, and stainless steel. Perfect for the home hobbyist. Must use with flux.

07310 (1) MetalWork!™



Silver Solder Kit

96/4% Tin-Silver LEAD FREE. Wire Diameter: 1/16", Weight: 1 oz. Designed for use with chrome plate, brass, nickel, copper, and stainless steel. Perfect for the home hobbyist. Flux and flux brush included in kit.

07318 (1) MetalWork!™



Soldering Liquid Flux

NEW!

Soft soldering and tinning flux. For virtually all metals other than aluminum, magnesium or titanium. 200 - 600 F. 2 oz.

07317 (1) MetalWork!™



Soldering Paste Flux


For joining copper to copper or copper to brass connections.
Champ 9-1309

07567 (1) MetalWork!™



Soldering Iron

110/30 Watt. 5 ft. Cord. 5/32 (4mm) tip.
U.L. Listed.
Champ 9-1332

 **Tech Tip**

Read recommended application for solder to ensure the correct type is used.

Brazing Rods & Flux

- Flux and brazing rod products for repairing copper, steel, brass, cast and galvanized iron
- High quality, low fuming products for excellent results and smooth appearance
- For best results, use flux products to clean surface before brazing



Bare Brazing Rod		
High quality, low fuming rods that tin easily and offer great wear resistance and high strength. Fuses with copper, brass, steel, galvanized and cast iron. Brazing flux required.		
Size	Package Type	MetalWork! Part # (Qty.)
3/32" x 36"	Job Pack	07251 (1)
1/8" x 36"	Job Pack	07252 (1)

Brass Brazing Flux		
To clean work piece before brazing. Use for best possible results.		
Size	Package Type	MetalWork! Part # (Qty.)
1/2 lb.	1/2 Lb.	07260 (1)

Flux Coated Brazing Rod		
Strong, wear resistant, low fume rod of high quality. Easy to tin, excellent for all brazing jobs. Quality coating cuts brazing time on autos, tanks, and pipes. Fuses with steel, copper, brass, galvanized and cast iron.		
Size	Package Type	MetalWork! Part # (Qty.)
3/32" x 36"	Job Pack	07256 (1)
1/8" x 36"	Job Pack	07257 (1)

Oxy-Acetylene Rods		
Copper coated, mild steel rods for high quality welds that are strong and ductile. Copper coating prevents corrosion and rust. An excellent general purpose rod for commercial, shop, home projects, and maintenance.		
Size	Package Type	MetalWork! Part # (Qty.)
1/16" x 36"	Job Pack	07253 (1)
3/32" x 36"	Job Pack	07254 (1)
1/8" x 36"	Job Pack	07255 (1)

Super Sil-Flo - Self Fluxing		
Self-fluxing on copper. Substitute for 6% to 15% silver content brazing alloys for copper installations. Works well for joints and sleeves, couplings, fittings, copper tubing, electrical connections & water lines. Not recommended for iron and steel.		
Size	Package Type	MetalWork! Part # (Qty.)
18"	Job Pack	07242 (1)

MIG Accessories



Spot Weld Nozzle			
Style	Gun Model	Size	MetalWork! Part # (Qty.)
Tweco - Mini MIG/ Tweco - # 1 Gun	21-62FAS	.023"/.030"/ .035"	07710 (1)*

MIG Accessories - Contact Tips

- Copper tips which the wire passes through. These are sized for the wire used and transfer the arc current to the wire.



Style	Gun Model	Size	MetalWork! Part # (Qty.)
Miller - M15 Gun	087-299	.023"	07740 (10)
Miller - M15 Gun	000-067	.030"	07741 (10)
Miller - M15 Gun	000-068	.035"	07742 (10)
Tweco - Mini Tweco - #1 Gun/Lincoln - Magnum 100	11-23/S19726-1	.023"	07701 (10)
Tweco - Mini Tweco - #1 Gun/Lincoln - Magnum 100	11-30/S19726-2	.030"	07702 (10)

MIG Accessories - Gas Diffusers

- Holds contact tip and nozzle in the correct position and diffuses the shielding gas equally around the shield



Style	Gun Model	Size	MetalWork! Part # (Qty.)
Miller - M15 Gun	169-716	.023"/.030"/.035"	07707 (1)
Tweco - #1 Gun	51-23	.023"	07700 (1)
Tweco - #1 Gun	51	.030"/.035"	07706 (1)
Tweco - Mini MIG/Lincoln - Magnum 100 Gun	35-50/S19728	.023"/.030"/.035"	07715 (1)

MIG Accessories - Nozzles

- Covers the diffuser and the contact tip
- Directs the gas pattern over the arc to shield the welding puddle from oxygen and nitrogen in the atmosphere



Style	Gun Model	Size	MetalWork! Part # (Qty.)
Miller - M15 Gun	169-715	.023"/.030"/.035"	07709 (1)
Tweco - Mini MIG/Tweco - # 1 Gun	21-T37	.023"	07708 (1)
Tweco - Mini MIG/Tweco - # 1 Gun	21-62	.035"	07717 (1)
Tweco - Mini MIG/Tweco - #1 Gun/Lincoln - Magnum 1	21-50/M16294	.023"/.030"/.035"	07716 (1)

— See next page for MIG Welding Part Interchange —

MIG Welding Part Interchange

MIG Gun Type	Contact Tip Size	Nozzles		Spot Weld Nozzles		Contact Tips		Gas Diffusers	
		Part #	Industry #	Part #	Industry #	Part #	Industry #	Part #	Industry #
Tweco - Mini MIG	.023	07708	21-T37	07710	21-62FAS	07701	11-23	07715	35-50
	.030	07716	21-50	07710	21-62FAS	07702	11-30	07715	35-50
	.035	07717	21-62	07710	21-62FAS	07703	11-35	07715	35-50
Tweco - #1 Gun	.023	07708	21-T37	07710	21-62FAS	07701	11-23	07700	51-23
	.030	07716	21-50	07710	21-62FAS	07702	11-30	07706	51
	.035	07717	21-62	07710	21-62FAS	07703	11-35	07706	51
Miller - M15 Gun	.023	07709	169-715			07740	087-299	07707	169-716
	.030	07709	169-715			07741	000-067	07707	169-716
	.035	07709	169-715			07742	000-068	07707	169-716
Lincoln - Magnum 100 Gun	.023	07716	M16294			07701	S19726-1	07715	S19728
	.030	07716	M16294			07702	S19726-2	07715	S19728
	.035	07716	M16294			07703	S19726-3	07715	S19728

MIG Wire

Aluminum Mig Wire (ER4043)			
Popular filler metal chemistry with silicon to lower melting point & provide fluidity. Moderately soft - good weld appearance. Preferred as a filler metal for its operating characteristics. Ideal for constant high temperature apps. Non-heat treatable.			
Wire Size	Weight	Spool Size	MetalWork! Part # (Qty.)
.030"	1 lb.	4"	07280 (1)*

Gasless Flux Cored Wire (E71T-GS)			
General purpose wire is ideal for auto body repair & light fabrication on most thin metals. High carbon content produces great welds on carbon & galvanized steels. No CO2 or Argon CO2 gas shielding required. Can be used with AC or DC reverse polarity.			
Wire Size	Weight	Spool Size	MetalWork! Part # (Qty.)
.030"	2 lb.	4"	07276 (1)
.035"	2 lb.	4"	07277 (1)
.035"	10 lb.	8"	07278 (1)



Welding Accessories



4-Way Repair Pick Kit	
Description	MetalWork! Part # (Qty.)
Aluminum Handle w/4 hardened steel picks	07525 (1)



Electrode Holder, Insulated	
Description	MetalWork! Part # (Qty.)
200 amp	07500 (1)
300 amp	07501 (1)



C-Clamp, High Tensile Frame	
Description	MetalWork! Part # (Qty.)
2" Capacity	07560 (1)
3" Capacity	07561 (1)
4" Capacity	07562 (1)
5" Capacity	07563 (1)
6" Capacity	07564 (1)



Ground Clamp	
Description	MetalWork! Part # (Qty.)
Brass: 200-300 amp	07512 (1)
Steel: 300 amp	07510 (1)
Steel: 500 amp	07511 (1)



Cable Connectors, Male & Female Pair	
Description	MetalWork! Part # (Qty.)
Fits cable sizes 6 thru 2 - red	07604 (1)
Fits cable sizes 6 thru 2 - black	07605 (1)



Locking C-Clamp	
Description	MetalWork! Part # (Qty.)
10-1/2" long	07570 (1)




Chipping Hammer - Straight Head	
Description	MetalWork! Part # (Qty.)
Style H for cleaning slag from metal	07516 (1)



Locking Welding Clamp	
Description	MetalWork! Part # (Qty.)
Adjusts and locks to different thicknesses	07571 (1)

Welding Accessories (continued)



Male Plug	
Description	MetalWork! Part # (Qty.)
50A-125/250V; (crowfoot)	07603 (1)
50A-250V; (pin type)	07601 (1)



Soapstone Holder & Refills	
Description	MetalWork! Part # (Qty.)
Round style aluminum w/pocket clip	07542 (1)
Refills - round: 1/4" x 5" 3 pack	07544 (3)
Flat style aluminum w/pocket clip	07550 (1)
Refills - flat: 3/16" x 1/2" x 5" 3 pack	07552 (3)



Multi-Purpose Magnet	
Description	MetalWork! Part # (Qty.)
Large, strong enough to stick to most iron objects	07612 (1)



Wall Receptacle	
Description	MetalWork! Part # (Qty.)
50A-125/250V; (crowfoot)	07602 (1)
50A-250V; (pin type)	07600 (1)



Premium Scribe, Tungsten Carbide Tip	
Description	MetalWork! Part # (Qty.)
Carbide tip with pocket clip	07527 (1)



Welding Cable, 600 Volt Rating	
Description	MetalWork! Part # (Qty.)
No. 4 gauge x 100'	07628 (1)

Welding Cable Lugs

- All copper, designed for a solid connection and good performance. Easy to swage and/or crimp.




Wire Gauge Size	Size	MetalWork! Part # (Qty.)
8	#10	07575
6	1/4"	07576
4	5/16"	07577
4	3/8"	07578
2	5/16"	07579
1-2	1/2"	07587
1	3/8"	07580

Wire Gauge Size	Size	MetalWork! Part # (Qty.)
1/0	3/8"	07581
1/0	1/2"	07582
1/0-2/0	1/2"	07589
2/0	3/8"	07583
2/0	1/2"	07584
3/0	1/2"	07585
4/0	1/2"	07586


Welding Rods & Electrodes

- Wire diameters include: 3/32", 1/8", and 5/32"
- Available in 1 lb., 5 lb., 10 lb. & 50 lb. shrink-wrapped boxes

6011					
Mild Steel. All-purpose, all-position for general repair. Great results on rusty, dirty metal, sheet metal and poor fit-ups. Designed for the repair and maintenance welder. Provides a stable arc and good penetration. AC or DC+.					
Size	Amperage	MetalWork! Part # (Qty.) 1 lb.	MetalWork! Part # (Qty.) 5 lb.	MetalWork! Part # (Qty.) 10 lb.	MetalWork! Part # (Qty.) 50 lb.
3/32"	20-75	07120 (1)	07121 (1)	07122 (1)	07123 (1)
1/8"	75-100	07125 (1)	07126 (1)	07127 (1)	07128 (1)
5/32"	100-175	07130 (1)	07131 (1)	07132 (1)	07133 (1)



6013					
Mild Steel. All-position electrode with a stable arc for welding on clean, new metal. Low spatter loss & metal solidifies quickly for a close-ripple deposit. Easy starting at low amperage. Ideal for machine parts & buildup of shafts. AC or DC+.					
Size	Amperage	MetalWork! Part # (Qty.) 1 lb.	MetalWork! Part # (Qty.) 5 lb.	MetalWork! Part # (Qty.) 10 lb.	MetalWork! Part # (Qty.) 50 lb.
3/32"	20-75	07140 (1)	07141 (1)	07142 (1)	07143 (1)
1/8"	75-130	07145 (1)	07146 (1)	07147 (1)	07148 (1)
5/32"	100-175	07150 (1)	07151 (1)	07152 (1)	07153 (1)



Tech Tip

Do not dip electrode into water for cooling.

Welding Rods & Electrodes (continued)

7014					
Mild Steel. Iron powder coated for higher speed & good deposit efficiency. Provides a smooth bead with a stable arc. Good appearance w/ easy slag removal. All position on straight/reversed polarity. Applications are the same as 6012 or 6013. AC or DC-.					
Size	Amperage	MetalWork! Part # (Qty.) 1 lb.	MetalWork! Part # (Qty.) 5 lb.	MetalWork! Part # (Qty.) 10 lb.	MetalWork! Part # (Qty.) 50 lb.
3/32"	20-75	07160 (1)	07161 (1)	07162 (1)	—
1/8"	75-130	07165 (1)	07166 (1)	07167 (1)	—
5/32"	100-175	07170 (1)	07171 (1)	07172 (1)	—



7018					
Low Hydrogen, iron powder coating. For cold rolled steel, medium & high carbon steel, hardenable low alloy steel & high sulphur steel. Joins hard-to-weld steels easily. For vertical, flat & fillet welding. DC+ or AC.					
Size	Amperage	MetalWork! Part # (Qty.) 1 lb.	MetalWork! Part # (Qty.) 5 lb.	MetalWork! Part # (Qty.) 10 lb.	MetalWork! Part # (Qty.) 50 lb.
3/32"	20-75	07180 (1)	07181 (1)	07182 (1)	07183 (1)
1/8"	75-130	07185 (1)	07186 (1)	07187 (1)	07188 (1)
5/32"	100-175	07190 (1)	07191 (1)	07192 (1)	07193 (1)

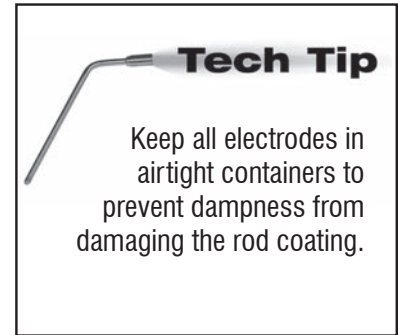
7018 AC					
Mild Steel. All-purpose, all-position for general repair. Great results on rusty, dirty metal, sheet metal and poor fit-ups. Designed for the repair and maintenance welder. Provides a stable arc and good penetration. AC or DC+.					
Size	Amperage	MetalWork! Part # (Qty.) 1 lb.	MetalWork! Part # (Qty.) 5 lb.	MetalWork! Part # (Qty.) 10 lb.	MetalWork! Part # (Qty.) 50 lb.
3/32"	20-75	07200 (1)	07201 (1)	07202 (1)	—
1/8"	75-130	07204 (1)	07205 (1)	07206 (1)	—
5/32"	100-175	07209 (1)	07210 (1)	07211 (1)	—

ER 308L Stainless Steel					
Stainless Steel. All position. Used for welding types 304L, 321 and 347 stainless steels. Carbon content held to 0.03% max. to reduce intergranular carbide precipitation.					
Size	Amperage	MetalWork! Part # (Qty.) 1 lb.	MetalWork! Part # (Qty.) 5 lb.	MetalWork! Part # (Qty.) 10 lb.	MetalWork! Part # (Qty.) 50 lb.
1/8"	60-100	07246 (1)*	07247 (1)*	—	—

ER 316L Stainless Steel					
Stainless Steel. All position. For welding acid-resistant steels such as 316 and 316L. Welds produced have good resistance to corrosion in most inorganic and organic acids and to pitting in chloride-bearing solutions.					
Size	Amperage	MetalWork! Part # (Qty.) 1 lb.	MetalWork! Part # (Qty.) 5 lb.	MetalWork! Part # (Qty.) 10 lb.	MetalWork! Part # (Qty.) 50 lb.
1/8"	60-100	07273 (1)*	—	—	—

Welding Rods & Electrodes (continued)

Hard Facing					
All position, hard surfacing rod. Smooth arc action permits easy application. Slag is easily removed. Used for building up or surfacing areas to resist abrasion. Applications include cylinder bars, draw bars, augers, etc. AC or DC reverse polarity.					
Size	Amperage	MetalWork! Part # (Qty.) 1 lb.	MetalWork! Part # (Qty.) 5 lb.	MetalWork! Part # (Qty.) 10 lb.	MetalWork! Part # (Qty.) 50 lb.
5/32"	100-175	07220 (1)	07221 (1)	—	—



High Nickel 55%					
Nickel rod designed for making machinable welds in cast iron. Welds well on dirty or corroded surfaces with a smooth arc at low amperages.					
Size	Amperage	MetalWork! Part # (Qty.) 1 lb.	MetalWork! Part # (Qty.) 5 lb.	MetalWork! Part # (Qty.) 10 lb.	MetalWork! Part # (Qty.) 50 lb.
1/8"	100-175	07233 (1)	07234 (1)	—	—

High Nickel 99%					
Nickel cast rod. All position AC or DC+. Powdered iron coating for good, machinable welds on cast iron. Creates quality welds on corroded surfaces. No pre-heating or post-heating.					
Size	Amperage	MetalWork! Part # (Qty.) 1 lb.	MetalWork! Part # (Qty.) 5 lb.	MetalWork! Part # (Qty.) 10 lb.	MetalWork! Part # (Qty.) 50 lb.
1/8"	100-175	07230 (1)	07231 (1)	—	—

Nomacast					
Cast Iron. A non-machinable steel rod designed and coated to run at low amperage for repairing cast iron. For use on cast parts that are not subjected to heating and cooling in normal use. AC or DC. DC+ recommended.					
Size	Amperage	MetalWork! Part # (Qty.) 1 lb.	MetalWork! Part # (Qty.) 5 lb.	MetalWork! Part # (Qty.) 10 lb.	MetalWork! Part # (Qty.) 50 lb.
1/8"	100-175	07226 (1)	07227 (1)	—	—

Weld-All					
Designed for extremely strong weld deposits. High chromium and nickel alloy. Corrosion resistant in high and low temperatures. High crack resistance under tough service conditions.					
Size	Amperage	MetalWork! Part # (Qty.) 1 lb.	MetalWork! Part # (Qty.) 5 lb.	MetalWork! Part # (Qty.) 10 lb.	MetalWork! Part # (Qty.) 50 lb.
1/8"	60-100	07236 (1)	07237 (1)	—	—

DORMAN®

Champ®