



2017 CATALOG

SHOP.BMISUPPLY.COM

800.836.0524



WELCOME TO THE 2017 CATALOG!

Tapes	3 - 4
Stage Hardware	5 - 6
Pipe Fittings	7 - 8
Casters	9
Rigging	10 - 14
Fall Protection.....	15
Cordage	16
Curtain Track.....	17 - 19
Fabrics & Accessories	20 - 22
Pipe & Drape	23
Paint.....	24 - 27
Glues & Coatings.....	28
Scene Shop Supplies	29 - 30
Flame Retardants	31
Lighting Accessories	32 - 46
Projectors & Accessories	47
Projection Screens	48
Lamps.....	49 - 50
Conventional Profiles.....	51
LED Profiles	52 - 54
Conventional Wash.....	55
LED Wash	56 - 60
Conventional Cyc & Flood.....	61
LED Cyc & Border	62 - 64
Followspots.....	65
Moving Lights	66 - 69
Lighting Control.....	70 - 74
Dimming & Power Control	75 - 77
Audio	78 - 87
Intercom	88 - 92
Cue Light Systems	93
Special Effects	94 - 100
Flooring	101
Installations.....	102
Manufacturers & Industry	103-104
Index	105-106

BMI SUPPLY 30TH ANNIVERSARY!

In April 1987, BMI Supply launched with the goal of providing excellent customer service and broad product selection to the hardworking people in the Entertainment Industry. Over the past 30 years, our experienced team has delivered on that goal to professional theatres, academic theatres, schools, concert halls, event venues, and houses of worship across the nation and beyond. We consider ourselves part of your production team, a perspective that prioritizes ultimate customer service to ensure your production's success. Our sales and installation staff, many with 15+ years at BMI Supply, have hands-on experience in most every facet of technical theatre and event production.

We hope you find this 2017 catalog useful. We stepped away from the "big" catalog for a few years, bringing it back this year for our anniversary and due to customer demand for print! **Check out our website for even more products and updated pricing.**

HERE IS OUR ROSTER OF SALES MANAGERS AND THE STATES THAT THEY COVER...

Dave Durbin - Sales Manager

Email: dave.durbin@bmisupply.com

States: ID, IL, IN, IA, KY, MO, MT, NV, NJ, ND, OH, OR, SD, UT, WA, WV, WI, WY

Paul Martini - Sales Manager

Email: paul.martini@bmisupply.com

States: AK, CT, MA, ME, NH, NY, RI, VT

Mark Ross - Sales Manager

Email: mark.ross@bmisupply.com

States: AL, AR, CO, FL, GA, KS, LA, MS, NC, NE, PA, SC, TN

Matt Williams - Senior Sales Manager

Email: matt.williams@bmisupply.com

States: AZ, CA, DC, DE, HI, MD, MI, MN, NM, OK, TX, VA, Canada, International

COMPANY INFO:

BMI Supply

571 Queensbury Ave
Queensbury, NY 12804

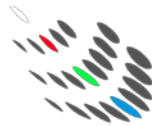
Local: 518.793.6706

Toll-Free: 800.836.0524

Fax: 518.793.6181



OUR LEADING BRANDS!



TAPES

BMI GAFFERS TAPE

Premium quality cloth tape, our best seller! Black, White, Gray.

Item Number	Description	Price
08-8GF02BK	Black, 2" x 55 yds	\$14.95/roll
08-8GF02WH	White, 2" x 55 yds	14.95/roll
08-8GF02GR	Gray, 2" x 55 yds	14.95/roll
	Full case of 24 @ 2" rolls	14.20/roll
08-8GF03BK	Black, 3" x 55 yds	\$22.40/roll
08-8GF03WH	White, 3" x 55 yds	22.40/roll
08-8GF03GR	Gray, 3" x 55 yds	22.40/roll



BMI Gaffers Tape

PRO-GAFF GAFFERS TAPE

The Pro-Gaff family of premium tapes offers the widest range of colors beyond the traditional black/white/gray. See chart to the right.

Item Number	Description	Price
08-3GF02BK	Black, 2" x 55 yds	\$15.65/roll
08-3GF02WH	White, 2" x 55 yds	15.65/roll
08-3GF02GR	Gray, 2" x 55 yds	15.65/roll
	Full case of 24 @ 2" rolls	14.90/roll
08-3GF02XX	Standard Colors, 2" x 55 yds	\$15.65/roll
08-3GF02FX	Fluoro Colors, 2" x 50 yds	18.15/roll
08-3GF01XX	Standard Colors 1" x 55 yds	\$8.95/roll
08-3GF01FX	Fluoro Colors 1" x 50 yds	9.95/roll



Dance Tape



Spike Tape

SHUR P-665 GAFFERS TAPE

Formerly known as "Permacel", this is a premium gaff tape with excellent adhesion.

Item Number	Description	Price
08-4GF02BK	Black, 2" x 55 yds	\$17.50/roll
08-4GF02WH	White, 2" x 55 yds	17.50/roll
08-4GF02GR	Gray, 2" x 55 yds	17.50/roll
	Full case of 24 @ 2" rolls	16.50/roll

SPIKE TAPE

Available in 17 colors including neon! This is the same premium quality cloth tape as gaffers tape, but sliced thinner. All rolls 1/2" x 45yds.

Item Number	Description	Price
08-8SP12BK	Black 1/2" Spike Tape	\$5.25/roll
08-8SP12WH	White 1/2" Spike Tape	5.25/roll
08-8SP12BL	Blue 1/2" Spike Tape	5.25/roll
08-8SP12EB	Electric Blue 1/2" Spike Tape	5.25/roll
08-8SP12GN	Dark Green 1/2" Spike Tape	5.25/roll
08-8SP12PU	Purple 1/2" Spike Tape	5.25/roll
08-8SP12YL	Yellow 1/2" Spike Tape	5.25/roll
08-8SP12RD	Red 1/2" Spike Tape	5.25/roll
08-8SP12TN	Tan 1/2" Spike Tape	5.25/roll
08-8SP12TE	Teal 1/2" Spike Tape	5.25/roll
08-8SP12BR	Brown 1/2" Spike Tape	5.25/roll
08-8SP12BU	Burgundy 1/2" Spike Tape	5.25/roll
08-8SP12GR	Gray 1/2" Spike Tape	5.25/roll
08-8SP12FG	Fluoro Green 1/2" Spike Tape	5.25/roll
08-8SP12FO	Fluoro Orange 1/2" Spike Tape	5.25/roll
08-8SP12FY	Fluoro Yellow 1/2" Spike Tape	5.25/roll
08-8SP12FP	Fluoro Pink 1/2" Spike Tape	5.25/roll
08-8SP12FB	Fluoro Blue 1/2" Spike Tape	5.25/roll

PRO GAFF AND SPIKE COLORS!

- Black
- White
- Blue
- Electric Blue
- Dark Green
- Purple
- Yellow
- Red
- Tan
- Teal
- Brown
- Burgundy
- Gray
- Fluoro Green
- Fluoro Orange
- Fluoro Yellow
- Fluoro Pink
- Fluoro Blue



DANCE FLOOR TAPE

Item Number	Description	Price
08-3DN02BK	Black, 2" x 55 yds	\$5.45/roll
08-3DN02WH	White, 2" x 55 yds	5.45/roll
08-3DN02GR	Gray, 2" x 55 yds	5.45/roll
08-3DN02CL	Clear, 2" x 36 yds	5.45/roll
	Full case of 24 rolls	4.95/roll



THE GAFFGUN

Saving over 90% of the time to lay gaffer's tape over cables, the GaffGun simplifies your job while saving time, money and your back. Cables don't even have to be straight; the GaffGun straightens and centers your cable(s) and then lays tape on them. The GaffGun Bundle includes the GaffGun, long extension handle, small cable guide, medium cable guide, large cable guide, and floor guide (no cable).



GaffGun Bundle #25-290001.....\$269.00

GAFFGUN CORELOK TAPES

Gaffgun GT PRO - Pro Gaff on special core
2" x 55 yds #08-3G102BK.....\$18.50
3" x 55 yds #08-3G103BK.....27.75

Gaffgun GT PRO Dry Channel - Pro Gaff Cable Path tape with dry channel down middle of tape
2" x 55 yds #08-3G202BK.....\$25.00/roll
3" x 55 yds #08-3G203BK.....35.00/roll

DUCT TAPE

Item Number	Description	Price
08-3DT02BK	Black, 2" x 60 yds	\$6.20/roll
08-3DT02MB	Matte Black, 2" x 55 yds	9.85/roll

DUVETYN TAPE

Great for quick repairs on masking drapes.

Item Number	Description	Price
08-3DU02BK	Black, 2" x 25 yds	\$20.58/roll
08-3DU04BK	Black, 4" x 25 yds	41.16/roll
08-3DU06BK	Black, 6" x 25 yds	61.74/roll

J-LAR GEL TAPE

Clear tape for use with gel, covering spike marks, etc.

Item Number	Description	Price
08-3JL01CL	J-Lar 1" x 72 yds	\$ 8.35/roll
08-3JL02CL	J-Lar 2" x 72 yds	16.40/roll

ELECTRICAL TAPE

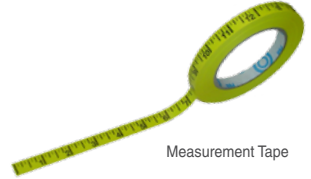
Item Number	Description	Price
08-3EL34BK	Black Economy, 3/4" x 66'	\$1.25/roll
08-5EL33BL	Super 33 Black, 3/4" x 66'	6.25/roll
08-AEL34BL	Blue, 3/4" x 60'	2.25/roll
08-AEL34BR	Brown, 3/4" x 60'	2.25/roll
08-AEL34GN	Green, 3/4" x 60'	2.25/roll
08-AEL34GR	Gray, 3/4" x 60'	2.25/roll
08-AEL34OR	Orange, 3/4" x 60'	2.25/roll
08-AEL34PU	Purple, 3/4" x 60'	2.25/roll
08-AEL34RD	Red, 3/4" x 60'	2.25/roll
08-AEL34WH	White, 3/4" x 60'	2.25/roll
08-AEL34YL	Yellow, 3/4" x 60'	2.25/roll



GaffGun Corelok Tape



Safety Stripe Tape



Measurement Tape

CABLE PATH TAPE

"Tunnel" tape. Dry channel in middle of tape keeps cables clean.

Item Number	Description	Price
08-3CP04BK	Solid Black, 4" x 30 yds	\$23.05/roll
08-3CP04PR	"Cable Path", 4" x 30 yds	23.05/roll
08-3CP04YB	Yellow/Black Striped, 4" x 30 yds	23.05/roll
08-3CP04YL	Solid Yellow, 4" x 30 yds	23.05/roll
08-3CP06BK	Solid Black, 6" x 30 yds	34.55/roll
08-3CP06PR	"Cable Path", 6" x 30 yds	34.55/roll
08-3CP06YB	Yellow/Black Striped, 6" x 30 yds	34.55/roll
08-3CP06YL	Solid Yellow, 6" x 30 yds	34.55/roll

CONSOLE TAPE (AKA PRINTABLE TAPE)

Low-tack paper tape for easy console labeling.

Item Number	Description	Price
08-3PR12WH	White, 1/2" x 60 yds	\$3.25/roll
08-3PR34WH	White, 3/4" x 60 yds	4.28/roll
08-3PR01WH	White, 1" x 60 yds	5.34/roll

GLOW TAPE & GLOW GAFF

Glow gaff offers easy tearing and improved glow quality.

Item Number	Description	Price
08-3GL01ZZ	Pro-Glow PVC Tape 1" x 10 yds	\$ 9.95/roll
08-3GF12GL	Shur P661 Glow Gaff 1/2" x 10 yds	10.85/roll
08-3GF01GL	Shur P661 Glow Gaff 1" x 10 yds	13.65/roll
08-3GF02GL	Shur P661 Glow Gaff 2" x 10 yds	16.50/roll

SAFETY STRIPE TAPE

Great for marking shop pathways and highlighting obstacles.

Item Number	Description	Price
08-3SW02BW	Black/White, 2" x 18 yds	\$5.50/roll
08-3SW02BY	Black/Yellow, 2" x 18 yds	5.50/roll
08-3SW02RW	Red/White, 2" x 18 yds	5.50/roll

MISCELLANEOUS TAPES

Item Number	Description	Price
08-3ME12PR	Measurement Tape, 1/2" x 50 yds	\$7.75/roll
08-3FR34BK	Pro-Friction Tape, 3/4" x 60'	4.50/roll
08-3CT02ZZ	Carpet (double-stick), 2" x 25 yds	8.75/roll



STAGE HARDWARE

LEG-A-MATIC PLATFORM BRACKETS

This simple yet indispensable piece of hardware creates a corner pocket for platform legs. Bracket bolts to platform frame with standard 3/8" bolts. **The original Leg-a-Matic holds a 2x4 leg using #8 or #10 wood screws. The Leg-A-Matic II accepts 2" OD pipe or 2" square tubing.** Both brackets are made from high grade 6061-T6 aluminum, strengthening the corner joints on your platforms. Saves time, saves money, adds security and strength! Note: Brackets do NOT relieve the need for cross bracing legs.



Leg-a-Matic



Leg-a-Matic II

- Leg-a-Matic™** (for 2x4 legs) #04-PL001 **\$7.15**
- Leg-a-Matic II™** (for 2" OD pipe or 2" square stock) #04-PL003 **9.79**
- LAM Hardware Pak** (for mounting bracket to platform) #04-PL002 **3.70**
Includes: 4 each Hex Key Bolt, Locking Nut, and Flat Washer.

WAGON BRAKES

- Regular Duty, 300 lb. cap.** #04-WB011 **\$16.90**
- Heavy Duty, 800 lb. cap.** #04-WB012 **28.20**
Neoprene-tip extension spindles included.

Replacement Spindles

- Regular Duty** #04-WB013 **\$2.25**
- Heavy Duty** #04-WB014 **2.75**



Reg Duty Brake

Heavy Duty Brake



Dual Lock Set



Coffin Lock Set



T-Hex Handle



The Deck Stik

BACKFLAP HINGES

These high-quality backflap hinges, developed by Theatricalhardware.com, are affordable & compatible with select other backflap hinges. **Price is per dozen.**

- 1.5" Loose Pin** #04-HN001 **\$14.90**
- 1.5" Tight Pin** #04-HN002 **14.90**
- 2.0" Loose Pin** #04-HN003 **17.90**
- 2.0" Tight Pin** #04-HN004 **17.90**




Loose Pin Hinge



Tight Pin Hinge



Rosco Sure Hinge



Bent Foot Iron



Hinged Foot Iron



Improved Stage Screw PLUG



Improved Stage Screw PLUG

ROTA PIPE CLAMP

Popular hardware for attaching two pipes at a 90° angle. Easy to install at any point along pipe, no need to access end of pipe. Tensioned saddle holds everything in place. Working load limit is 250 lbs.



- A79-7 for 1.25" ID Pipe** #05-20A797 **\$18.75**
- A79-8 for 1.50" ID Pipe** #05-20A798 **21.94**

CHEESEBOROUGH

These versatile pipe clamps will accommodate both 1.25" and 1.5" ID SCH 40 pipe.



- Rigid 90° Cheeseborough** #04-CB04R **\$16.75**
- Swivel 90° Cheeseborough** #04-CB04S **19.25**

MISC STAGE HARDWARE

Description	Item Number	Price Each
Southco Roto Lock (Coffin Lock) Set	04-CL001	\$ 5.64
Dual Lock Set	04-CL008	11.30
Tee/Hex Handle 5/16" #620E	04-CL004	6.80
The Deck Stik	25-100007	87.00
Rosco Sure Hinge (dozen)	04-HN009	30.87
Improved Stage Screw #H2250	04-SS001	5.50
Improved Stage Screw Plug #H2255	04-SS002	5.50
Pinwire 6"x13ga. Per Pound	04-HN045	5.50
Bent Foot Iron	04-FI001	8.30
Hinged Foot Iron	04-FI002	5.40

STAGE HARDWARE



Keeper Plate

Keeper Plate Stubby

KEEPER PLATES

Use to contain cable at the top of scenery rigged to fly. Made from heavy-gauge steel and pre-drilled for assembly with two 1/4" bolts and two #8 or #10 flat head screws (1/4" bolts only on the stubby).

Keeper Plate 2040 #04-DR004..... **\$2.50**
Measures 1-1/8" x 4-5/8"

Keeper Plate Stubby 2050 #04-DR003..... **2.25**
Measures 1-1/8" x 2-5/8"

EYEBOLTS

Drop forged, hot galvanized, XL thread. Working load limit applies to straight line loading only. Additional sizes available on our website.



Size	WLL	Item Number	Price Ea.
5/16" x 2.25"	800 lb.	04-EB003	\$1.33
3/8" x 4.5"	1200 lb.	04-EB006	1.97
3/8" x 6"	1200 lb.	04-EB007	2.45
1/2" x 6"	2200 lb.	04-EB009	3.21

SHOULDERED EYEBOLTS

Fully threaded, use for straight or angular loads. Loads below are listed for straight pulls. If the direction of pull is 45°, the adjusted load limit is 30% of the working load limit. If the direction of pull is 90°, the adjusted load limit is 25% of the working load limit. Size = Material diameter x threaded shank length.



Size	WLL	Item Number	Price Ea.
1/4" x 1"	500 lb.	04-EB037	\$0.90
5/16" x 1-1/8"	900 lb.	04-EB035	1.45
3/8" x 1-1/4"	1300 lb.	04-EB034	1.62
1/2" x 1-1/2"	2400 lb.	04-EB038	2.48



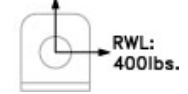
Shackle Plate

RWL: 400 lbs.



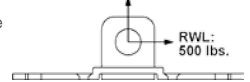
Shackle Plate Stubby

RWL: 600lbs.

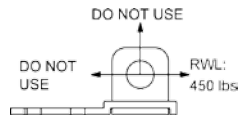


90° Shackle Plate

RWL: 600 lbs.



90° Shackle Plate Stubby



SHACKLE PLATES

Eliminate the D-ring! Made from heavy-gauge steel and pre-drilled for assembly with two 1/4" bolts and two #8 or #10 flat head screws (1/4" bolts only on the stubbies).

Shackle Plate 2010 (1-1/8" x 4-5/8") #04-SP002..... **\$3.10**
Shackle Plate Stubby 2060 (1-1/8" x 2-5/8") #04-SP003..... **3.50**

90° SHACKLE PLATES

Similar in design to above shackle plates, but with shackle connection turned 90° to suit varying installation needs.

Shackle Plate 90° 2020 (1-1/8" x 4-5/8") #04-SP004..... **\$4.80**
Shackle Plate 90° Stubby 2030 (1-1/8" x 3-1/8") #04-SP005..... **4.40**

MISC STAGE HARDWARE

Description	Item Number	Price Each
D-ring, Welded, 2" #H2050	04-DR002	\$ 1.66
Top Hanging Iron #H2140S	04-HI001	7.06
Bottom Hanging Iron #H2199	04-HI002	7.47
Ceiling Plate w/Ring #H2090	04-HI003	10.79
Mending Plate #3020	04-MI007	2.20
Picture Hook Large #H2200L	04-PH001	2.49
Picture Socket Large #H2201L	04-PS001	2.49
Picture Hook Medium #H2200M	04-PH002	2.49
Picture Socket Medium #H2201M	04-PS002	2.49
Picture Hook Small #H2200S	04-PH003	2.08
Picture Socket Small #H2201S	04-PS003	2.08



PIPE FITTINGS

SLIP-ON STRUCTURAL PIPE FITTINGS

One of the quickest ways to assemble structural pipe work. Cut labor costs up to 70%. 100% reusable. No welding, threading, drilling, or bolting. Railing fittings in most cases exceed OSHA requirement to withstand a load of 200 lb. applied to the top rail. Fittings conform to ASTM A47. Hot-dipped galvanized finish conforms to ASTM A153.

Fitting Size	Fitting I.D.	Pipe O.D.
1.00" (-25)	1.38"	1.32"
1.25" (-32)	1.72"	1.66"
1.50" (-40)	1.94"	1.90"

I.D. = Inside Diameter
O.D. = Outside Diameter



No. 00G
Straight Coupling
00G-25 #05-3000G6... \$ 8.76
00G-32 #05-3000G7.....11.29
00G-40 #05-3000G8.....13.25



No. 02G
90° Elbow
02G-25 #05-3002G6... \$ 8.90
02G-32 #05-3002G7.....11.76
02G-40 #05-3002G8.....14.16



No. 03G
Single Socket Tee
03G-25 #05-3003G6... \$ 7.31
03G-32 #05-3003G7.....9.74
03G-40 #05-3003G8.....11.58



No. 04G
90° 3-Socket Tee
04G-25 #05-3004G6.. \$14.85
04G-32 #05-3004G7.....17.04
04G-40 #05-3004G8.....18.78



No. 10G
Base Plate
10G #05-3010G0.....\$8.75



No. 11G
Base Flange
11G-25 #05-3011G6... \$ 8.40
11G-32 #05-3011G7.....11.49
11G-40 #05-3011G8.....14.80



No. 12G
Railing Base Flange
12G-25 #05-3012G6.. \$14.23
12G-32 #05-3012G7.....17.58
12G-40 #05-3012G8.....21.30



No. 13G
Vertical Base
13G-25 #05-3013G6.. \$22.79
13G-32 #05-3013G7.....28.95
13G-40 #05-3013G8.....34.60



No. 14G
Horizontal Side Flange
14G-25 #05-3014G6.. \$26.05
14G-32 #05-3014G7.....30.53
14G-40 #05-3014G8.....36.64



No. 15G
Wall Flange
15G-25 #05-3015G6.. \$15.24
15G-32 #05-3015G7.....15.74
15G-40 #05-3015G8.....17.60



No. 16G
Railing Bracket
16G-25 #05-3016G6... \$ 8.41
16G-32 #05-3016G7.....12.38
16G-40 #05-3016G8.....15.49



No. 20G
3-Way Blind Corner
20G-25 #05-3020G6.. \$11.99
20G-32 #05-3020G7.....16.91
20G-40 #05-3020G8.....20.53



No. 21G
3-Way Open Corner
21G-25 #05-3021G6.. \$ 10.04
21G-32 #05-3021G7.....13.65
21G-40 #05-3021G8.....15.61



No. 22G
Short Cross
22G-25 #05-3022G6.. \$ 10.52
22G-32 #05-3022G7.....13.50
22G-40 #05-3022G8.....16.39



No. 23G
Side Outlet Tee
23G-25 #05-3023G6.. \$14.63
23G-32 #05-3023G7.....19.47
23G-40 #05-3023G8.....21.45



No. 24G
4-Way w/Center Tube
24G-25 #05-3024G6... \$21.85
24G-32 #05-3024G7.....29.06
24G-40 #05-3024G8.....32.48



No. 25G
Short Tee Swivel (pair)
25G-25 #05-3025G6.. \$20.45
25G-32 #05-3025G7.....25.92
25G-40 #05-3025G8.....28.11



No. 28G
30°-45° Adjustable Cross
28G-25 #05-3028G6.. \$23.43
28G-32 #05-3028G7.....27.76
28G-40 #05-3028G8.....32.70

PIPE FITTINGS

SLIP-ON STRUCTURAL PIPE FITTINGS

One of the quickest ways to assemble structural pipe work. Cut labor costs up to 70%. 100% reusable. No welding, threading, drilling, or bolting. Railing fittings in most cases exceed OSHA requirement to withstand a load of 200 lb. applied to the top rail. Fittings conform to ASTM A47. Hot-dipped galvanized finish conforms to ASTM A153.



No. 29G
Variable Angle Tee
29G-25 #05-3029G6...\$13.76
29G-32 #05-3029G7...18.16
29G-40 #05-3029G8...20.47



No. 30G
Collar
30G-25 #05-3030G6...\$5.32
30G-32 #05-3030G7...5.56
30G-40 #05-3030G8...6.23



No. 31G
Gate Eye
31G-25 #05-3031G6...\$7.61
31G-32 #05-3031G7...8.16
31G-40 #05-3031G8...8.71



No. 32G
Gate Hinge
32G-25 #05-3032G6...\$7.95
32G-32 #05-3032G7...8.96
32G-40 #05-3032G8...9.83



No. 33G
Hook
33G-25 #05-3033G6...\$5.66
33G-32 #05-3033G7...7.49
33G-40 #05-3033G8...8.55



No. 34G
Fixing Pad
34G-25 #05-3034G6...\$6.63
34G-32 #05-3034G7...7.98
34G-40 #05-3034G8...8.48



No. 40G
Crossover
40G-25 #05-3040G6...\$ 9.03
40G-32 #05-3040G7...12.21
40G-40 #05-3040G8...13.79



No. 41G
Clamp-on Tee
41G-25 #05-3041G6...\$17.36
41G-32 #05-3041G7...20.22
41G-40 #05-3041G8...23.20



No. 42G
Clamping Crossover
42G-25 #05-3042G6...\$ 7.91
42G-32 #05-3042G7...10.50
42G-40 #05-3042G8...14.13



No. 43G
Combo Tee & Crossover
43G-25 #05-3043G6...\$15.37
43G-32 #05-3043G7...18.53
43G-40 #05-3043G8...24.22



No. 45G
Single Swivel Kit
45G-25 #05-3045G6...\$14.62
45G-32 #05-3045G7...17.04
45G-40 #05-3045G8...19.96



No. 46G
Base Swivel Kit
46G-25 #05-3046G6...\$17.10
46G-32 #05-3046G7...18.80
46G-40 #05-3046G8...21.03



No. 47G
Double Swivel Kit
47G-25 #05-3047G6...\$25.43
47G-32 #05-3047G7...29.48
47G-40 #05-3047G8...35.77



No. 48G
Corner Swivel Kit
48G-25 #05-3048G6...\$30.21
48G-32 #05-3048G7...35.55
48G-40 #05-3048G8...38.41



No. 65P
Plastic Cap / Plug
65P-25 #05-3065P6...\$1.51
65P-32 #05-3065P7...1.74
65P-40 #05-3065P8...1.79

Fitting Size	Fitting I.D.	Pipe O.D.
1.00" (-25)	1.38"	1.32"
1.25" (-32)	1.72"	1.66"
1.50" (-40)	1.94"	1.90"

I.D. = Inside Diameter
O.D. = Outside Diameter

ADDITIONAL FITTINGS AVAILABLE
ON OUR WEBSITE:

[HTTP://SHOP.BMISUPPLY.COM/STAGE-HARDWARE](http://shop.bmisupply.com/stage-hardware)

CASTERS

BMI SUPPLY TRI-WHEEL CASTERS

Three swivel casters mounted around a center swivel point means easy turning of the heaviest platforms. Made of steel plate, heavy duty ball bearings, and load rated casters, the tri-wheel caster will ease your scene shifts. Comes assembled. **300 lb. models feature single-wheel swivel casters; 800 lb. & 1100 lb. models feature dual-wheel swivel casters.**

Neoprene - Excellent on all surfaces. Superb rejection of floor debris, very quiet operation. Rounded tread allows for effortless swiveling.

Hard Synthetic Rubber - Good on smooth surfaces. Impervious to oil, grease, and water. Extremely durable.



800 lbs Capacity

Capacity	Height	Clearance Radius	Wheel	Item Number	Price
300 lbs	4"	4-3/4"	Hard Rubber	06-3120SXH	\$121.00
300 lbs	4"	4-3/4"	Neoprene	06-3120SXD	\$121.00
800 lbs	4-3/16"	5-1/2"	Neoprene	06-3220SXD	\$167.00
1100 lbs	4-3/16"	5-1/2"	Hard Rubber	06-3320SXH	\$183.00



300 lbs Neoprene

CASTERS BY REVVO AND COLSON

Wheel Diam.	Load (lb.)	Bearing	Overall Height	Swivel Model	Swivel Price	Rigid Model	Rigid Price
-------------	------------	---------	----------------	--------------	--------------	-------------	-------------

REVVO D SERIES - Economical 2" and 3" casters featuring a gray rubber wheel on a nylon core. Plain bearing offers consistent and quiet operation. Excellent for small set pieces and other light/medium duty applications.

2"	110	Plain	2-5/8"	06-4120SPK	\$ 4.64	06-4120RPK	\$3.86
3"	154	Plain	3-13/16"	06-4130SPK	7.84	06-4130RPK	6.46
4"	176	Plain	5-13/16"	06-4140SPK	9.97	06-4140RPK	7.74
5"	220	Plain	6-3/32"	06-4150SPK	10.97	06-4150RPK	9.96

REVVO SOVEREIGN - Durable blue rubber wheel on a nylon core with precision ball bearings, rectangular top plate. Excellent for all-around medium duty use. Quiet & smooth running.

4"	264	Ball	5"	06-4240SXX	\$15.58	06-4240RXK	\$12.75
5"	308	Ball	6"	06-4250SXX	16.41	06-4250RXK	14.12

COLSON PERFORMA - A neoprene type material. Tremendous wear resistance, easily handles rough surfaces and debris. Smooth, quiet ride, excellent impact handling.

2"	75	Delrin	2-3/4"	06-2120SDP	\$10.34	n/a	
2-1/2"	140	Ball	3-7/8"	06-2225SXP	17.13	06-2225RXP	\$14.07
3-1/2"	250	Ball	4-11/16"	06-2235SXP	19.38	06-2235RXP	15.07
4"	300	Ball	5-1/8"	06-2240SXP	19.95	06-2240RXP	15.73
5"	325	Ball	6-3/16"	06-2250SXP	20.37	06-2250RXP	16.43



Revvo
D- Series




Revvo
Sovereign



Colson
Performa

RIGGING



GALVANIZED AIRCRAFT CABLE

Diameter	Type	Breaking Strength	Length	Item #	Price
1/16"	7 x 7	480 lbs	500'	09-112201	\$ 27.00
1/16"	7 x 7	480 lbs	1000'	09-113201	49.00
1/8"	7 x 19	2000 lbs	500'	09-132301	58.00
1/8"	7 x 19	2000 lbs	1000'	09-133301	105.00
3/16"	7 x 19	4200 lbs	500'	09-142301	80.30
3/16"	7 x 19	4200 lbs	1000'	09-143301	146.00
1/4"	7 x 19	7000 lbs	500'	09-162301	119.90
1/4"	7 x 19	7000 lbs	1000'	09-163301	218.00

BLACK AIRCRAFT CABLE

Matte black finish powder coat.

Diameter	Type	Breaking Strength	Length	Item #	Price
1/16"	7 x 7	480 lbs	500'	09-112202	\$ 60.75
1/16"	7 x 7	480 lbs	1000'	09-113202	121.50
1/8"	7 x 19	2000 lbs	500'	09-132302	95.00
1/8"	7 x 19	2000 lbs	1000'	09-133302	180.00
3/16"	7 x 19	4200 lbs	500'	09-142302	122.72
3/16"	7 x 19	4200 lbs	1000'	09-143302	215.45
1/4"	7 x 19	7000 lbs	500'	09-162302	169.00
1/4"	7 x 19	7000 lbs	1000'	09-163302	337.50

SWAGE FITTINGS

Aluminum (temporary terminations only)

Size	Stop Item	Stop \$	Sleeve Item	Sleeve \$
1/16"	11-1NPA116	0.55/10	11-1NSA116	4.85/100
1/8"	11-1NPA018	0.70/10	11-1NSA018	6.50/100
3/16"	11-1NPA316	0.90/10	11-1NSA316	13.00/100
1/4"	11-1NPA014	2.25/10	11-1NSA014	15.00/100

Copper (best for permanent terminations)

Size	Stop Item	Stop \$	Sleeve Item	Sleeve \$
1/16"	11-1NPC116	1.15/10	11-1NSC116	0.83/10
1/8"	11-1NPC018	2.54/10	11-1NSC018	4.09/10
3/16"	11-1NPC316	3.46/10	11-1NSC316	11.48/10
1/4"	11-1NPC014	1.53 ea.	11-1NSC014	15.75/10

WIRE ROPE CLAMPS

Forged, except 1/16" size (only available as malleable, light duty only). Sold per clamp unless noted.

Size	Crosby Item	Crosby \$	Import Item	Import \$
1/16"	(malleable, 100/pack)		11-1CCM116	8.75
1/8"	11-2CCF018	3.48	11-1CCF018	0.45
3/16"	11-2CCF316	3.70	11-1CCF316	0.55
1/4"	11-2CCF014	5.17	11-1CCF014	0.65

THIMBLES GALVANIZED

Size	Thimble Type	Item Number	Price \$
1/16"	Army/Navy	11-1THS116	13.00/100
1/8"	Standard	11-1THS018	13.50/100
3/16"	Standard	11-1THS316	14.50/100
1/4"	Standard	11-1THS014	15.75/100



SWAGING TOOLS BY LOCOLOC

Swaging tools for properly terminating swage sleeves and stops. All tools come with appropriate gauge for ensuring proper press.

WCI Hand Swager (1/32", 3/64", 1/16") #12-00WCI	\$ 55.02
1SC Multi Swager (1/16" thru 3/16") #12-001SC	227.79
1BSC Swager (bench version of 1SC) #12-01BSC	367.82
0-1/4 Swager (1/4") #12-00014	296.29

FELCO CABLE CUTTERS

Felco makes the finest in wire rope (GAC) cutting tools. Superior Swiss manufacturing.

C7 (up to 3/16") #12-000C7	\$ 58.55
C9 (up to 1/4") #12-000C9	152.11
C12 (up to 3/8") #12-00C12	245.85
C16 (up to 5/8") #12-00C16	362.41
CB (bench adapter) #12-000CB	123.97

TENSION GAUGES

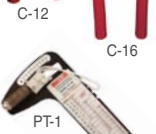
Ideal for determining loads on individual cables. Each model covers a tension range from 5 to 25% of the breaking strength. Accuracy is plus or minus 3% at mid-range.

Gauge Name & Sizes	Item Number	Price
PT-1 (3/32", 1/8", 5/32")	12-00PT1	\$117.89
PT-2 (3/16", 7/32", 1/4")	12-00PT2	124.23
PT-3 (9/32", 5/16", 3/8")	12-00PT3	268.74

SLEEVE GAUGES

These go - no go gauges are a must to ensure your swages are correct and your tools are not out of adjustment.

Gauge Name / Size	Item Number	Price
GA-1 (1/32" thru 3/16")	12-0GA1P	\$13.71
GA-2 (7/32" thru 5/16")	12-0GA2P	\$13.71



RIGGING



Shackle (imported)



Black Shackle



L to R:
Jaw-Jaw
Jaw-Eye
Eye-Eye



Pear Ring

SHACKLES (SCREW-PIN)

Size	WLL	Crosby #	Crosby \$	Import #	Import \$
3/16"	.33 ton	11-2SPF316	\$ 5.97	11-1SPF316	\$0.85
1/4"	.5 ton	11-2SPF014	6.25	11-1SPF014	1.05
5/16"	.75 ton	11-2SPF516	7.98	11-1SPF516	1.20
3/8"	1 ton	11-2SPF038	8.45	11-1SPF038	1.50
1/2"	2 tons	11-2SPF012	11.43	11-1SPF012	2.55
5/8"	3.25 tons	11-2SPF058	21.36	11-1SPF058	4.05

PEAR RINGS

Size	WLL	Item Number	Price Each
1/2"	2900 lbs.	11-1PRF012	\$ 2.65
5/8"	4200 lbs.	11-1PRF058	4.50
3/4"	6000 lbs.	11-1PRF034	10.38

BLACK SHACKLES (SCREW-PIN)

Domestic, all-black shackles by Chicago Hardware.

Size	WLL	Item Number	Price
3/16"	.33 ton	11-CSPF316	\$ 3.40
1/4"	.5 ton	11-CSPF014	3.43
5/16"	.75 ton	11-CSPF516	4.33
3/8"	1 ton	11-CSPF038	4.93
1/2"	2 tons	11-CSPF012	6.65
5/8"	3.25 tons	11-CSPF058	12.26

TURNBUCKLES (FORGED)

Type	Size & Take-up	WLL	Item Number	Price
Jaw to Jaw	1/4" x 4"	500 lbs	11-1TJF144	\$3.50
Jaw to Jaw	3/8" x 6"	1200 lbs	11-1TJF386	4.99
Jaw to Jaw	1/2" x 6"	2200 lbs	11-1TJF126	5.99
Eye to Eye	1/4" x 4"	500 lbs	11-1TEF144	3.50
Eye to Eye	3/8" x 6"	1200 lbs	11-1TEF386	4.99
Eye to Eye	1/2" x 6"	2200 lbs	11-1TEF126	5.99
Eye to Jaw	1/4" x 4"	500 lbs	11-1TOF144	3.50
Eye to Jaw	3/8" x 6"	1200 lbs	11-1TOF386	4.99
Eye to Jaw	1/2" x 6"	2200 lbs	11-1TOF126	5.99

PROOF COIL CHAIN ZINC PLATED

Grade 30. Ships in full pail. 1/4" also available for \$1.00 per foot (item #10-123111).

Size	Working LL	Pail Qty	Item Number	Price
3/16"	750 lbs.	250 ft.	10-113019	\$153.00
1/4"	1250 lbs.	133 ft.	10-123119	115.00
5/16"	1900 lbs.	92 ft.	10-133119	111.00
3/8"	2650 lbs.	66 ft.	10-153019	118.50

TRIM CHAIN WITH SAFETY BOLT

36"x1/4" PC chain w/shackle, bolt, NY-TIE

Trim Chain #11-8TC0036 \$7.25

CHAIN CUTTER

Cut up through 3/8" Proof Coil Grade 30 chain. 24" handles for improved leverage. Lightweight at 5.6 lbs. Always wear eye protection.

CC600 #12-HA600 \$69.50

ALLOY DECK CHAINS

Also known as S.T.A.C. chain. Tagged with size, grade, pass, and working load limit. Links sized for shackle reach-through.

Size	WLL	Item Number	Price
1/2" x 3'	12000 lbs.	10-159017	\$26.25
1/2" x 5'	12000 lbs.	10-159117	39.33



All Purpose Snap



Quick Link

ALL-PURPOSE SNAPS


Size	Opening	Item Number	Box of 10
3/16"	1/4"	11-7SNL316	\$ 6.30
1/4"	5/16"	11-7SNL014	7.05
5/16"	7/16"	11-7SNL516	9.60
3/8"	1/2"	11-7SNL038	11.70
1/4" with grommet eye		11-7SNL14G	11.55

QUICK LINKS (ZINC PLATED)

Handy hardware for use with chain and other rigging gear. Best for temporary applications. SWL stamped on link.

Size	Opening	SWL	Item Number	Box of 10
1/8"	3/16"	220 lbs	11-7QLL018	\$ 4.20
3/16"	1/4"	660 lbs	11-7QLL316	5.40
1/4"	5/16"	880 lbs	11-7QLL014	6.15
5/16"	3/8"	1600 lbs	11-7QLL516	9.90
3/8"	1/2"	2200 lbs	11-7QLL038	13.05

RIGGING



Clam Shell Pipe Clamp



Mega-Gridlock



Ring Gripper



Fork Gripper



Loopmaker

CLAM SHELL PIPE CLAMP

Includes bolts and Nylock nuts. Aka "batten clamp".

- 1.25" Clamshell Clamp #11-3PCS114.....\$3.71**
- 1.50" Clamshell Clamp #13-00000680.....8.40**

MEGA-GRIDLOCK

This grid crossover clamp is made of 6061-T6 extruded aluminum and is designed for permanent pipe grid installations in studios and theaters. Joins two overlapping pipes together in a 90 degree joint. Fastens any combination of 1-1/2" pipe (1.9" OD), 1-1/4" pipe (1.66" OD), and 2" OD Tube. (Tight fit on 2" OD tube). Safe Vertical Working Load: 1250lb.

- MGM Aluminum Finish #11-9GCAMIL.....\$14.45**
- MGB Black Anodized #11-9GCABLK.....14.45**

ROSCO SANDBAGS WITH HOOK



Rosco Sandbags are used for a variety of purposes, most often as an adjustable counterweight method for hemp rigging. Sandbags are carefully rated for the weight of sand they will hold. Made from strong canvas, includes heavy metal hook with safety catch.

- Rosco 10 lb. Sandbag #04-SA001.....\$30.75**
- Rosco 25 lb. Sandbag #04-SA002.....33.62**
- Rosco 50 lb. Sandbag #04-SA003.....44.28**
- Rosco 75 lb. Sandbag #04-SA004.....58.22**
- Rosco 100 lb. Sandbag #04-SA005.....63.35**
- Rosco 150 lb. Sandbag #04-SA006.....66.01**
- Rosco 200 lb. Sandbag #04-SA007.....78.72**

SADDLEBAG SANDBAG

The Saddlebag Sandbag has a 2" wide webbing strap for handling and two separate pockets so that the strap distributes the weight evenly. Comes with plastic bag to fill with sand after shipping (sand not included).



- 10 lb. Saddlebag #04-SA017.....\$26.25**
- 15 lb. Saddlebag #04-SA018.....33.46**
- 25 lb. Saddlebag #04-SA015.....36.95**
- 50 lb. Saddlebag #04-SA016.....44.69**

ADJUSTABLE BEAM CLAMP

Includes shackle, bolts, and nuts. 350lbs recommended working load.



- 4" to 8", 3/8" throat #11-3BCS038.....\$17.94**
- 4" to 9", 3/4" throat #11-3BCS034.....17.94**

GRIPLOCK GRIPPERS

Using wire rope, you can easily hang objects, permanently or temporarily, with Griplock Grippers. Simply insert wire rope and slide Gripper into position. The load triggers a unique gripping mechanism. Plunger allows easy release and repositioning. Safety nut ensures plunger cannot be pressed once gripper in desired position. Immensely handy!

RING GRIPPERS

Cable	WLL (lbs)	Silver #	Silver \$	Black #	Black \$
1/16"	60	11-ARIL001	\$7.25	n/a	n/a
1/8"	225	11-ARIL002	13.35	11-ARIL003	\$13.35
3/16"	500	n/a	n/a	11-ARIL004	37.30
3/16" (side)	500	n/a	n/a	11-ARIL005	46.62

FORK GRIPPERS

Cable	WLL (lbs)	Silver #	Silver \$	Black #	Black \$
1/8"	225	11-AFKL001	\$18.65	11-AFKL002	\$22.54
3/16"	500	n/a	n/a	11-AFKL003	43.51
3/16" (side)	500	n/a	n/a	11-AFKL004	46.62

LOOPMAKER

Double-ended gripper with double side cable exits. Easy way to make a quick and secure loop with 1/16" GAC. Can also be used to create a series connection. Loop 75 lbs WLL, series 3 lbs WLL, silver finish.

- Loopmaker 1/16" Cable #11-ALML002.....\$2.95**

HEAVY DUTY BEAM CLAMPS

Rugged all-steel construction. Fits wide range of beam sizes. Can be used for temporary rigging or semi-permanent installations. Built-in suspension bar for easy attachment to load. Painted black.



Capacity	Width Range	Item Number	Price
1 Ton BC	3" to 9"	11-1BCS039	\$44.15
2 Ton BC	3" to 9"	11-1BCH039	52.75
3 Ton BC	3.2" to 12.6"	11-1BCS312	77.20

RIGGING

DEUER BLOCKS

All steel construction, bright zinc plated. Features oil-impregnated bronze bushing, lubricated for life. Sheave is easily removed allowing block to be rigged onto cable/rope at any point. 3" rated for 650 lbs; 3.5" rated for 1250 lbs (4:1 safety factor). Made in the USA.

Model	Type	Sheave	Rope	Item #	Price
30E	Swivel	3.0"	1/4"	11-BDUV014	\$19.87
35E	Swivel	3.5"	5/16"	11-BDUV516	28.82
30G	Fixed	3.0"	1/4"	11-BDUX014	20.30
35G	Fixed	3.5"	5/16"	11-BDUX516	25.93
30F	Flange	3.0"	1/4"	11-BDUY014	15.40
35F	Flange	3.5"	5/16"	11-BDUY516	21.33



Deuer Swivel



Deuer Fixed



Deuer Flange



Easy Trim Clamp



Fixed Eye Pulley



Swivel Eye Pulley

FIXED EYE PULLEY (SINGLE)

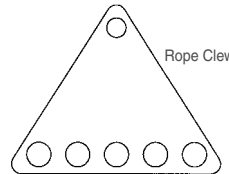
Metal sheaves, diecast zinc alloy. Sold in 10-packs.

Sheave Diam.	Rope Size	Item #	Price
3/4"	1/8"	11-7P1X034	\$ 9.90
1"	1/4"	11-7P1X001	15.75
1-1/4"	5/16"	11-7P1X114	27.00
1-1/2"	3/8"	11-7P1X112	31.35

FIXED EYE PULLEY (DOUBLE)

Metal sheaves, diecast zinc alloy. Sold in 10-packs.

Sheave Diam.	Rope Size	Item #	Price
3/4"	1/8"	11-7P2X034	\$15.00
1"	1/4"	11-7P2X001	30.75
1-1/4"	5/16"	11-7P2X114	37.80
1-1/2"	3/8"	11-7P2X112	41.55



Rope Clew



Gravity Point

SWIVEL EYE PULLEY

Metal sheaves, diecast zinc alloy. Sold in 10-packs.

Sheave Diam.	Rope Size	Item #	Price
3/4"	1/8"	11-7P1V034	\$11.10
1"	1/4"	11-7P1V001	18.30
1-1/4"	5/16"	11-7P1V114	25.65
1-1/2"	3/8"	11-7P1V112	31.35

GRAVITY POINT

Sturdy bag is filled with lead shot and is tough enough to withstand a 30' drop. Great for tensioning spot lines.

1lbs Gravity Point #04-SA020.....	\$13.31
3lbs Gravity Point #04-SA021.....	18.90
5lbs Gravity Point #04-SA022.....	25.80

MISC RIGGING ITEMS

Item Number	Description	Price
13-0ZMVVA15A	BMI Batten End Cap	\$ 1.63
11-6BPW017	Belay Pin 17" x 1-3/32"	14.25
11-6BPW021	Belay Pin 21" x 1-5/32"	16.15
11-4EZS005	5-line Easy Trim Clamp	186.75
11-4CLS005	5-line Rope Clew	40.00
11-4KBS001	Knuckle Buster #HR85	27.50

LADDERS BY LITTLE GIANT



SAFETY CAGE LADDER - The cage protects operators in a fully enclosed working platform, allowing them to work safely and quickly with two hands while complying with industry regulations. Constructed of fiberglass-resin composite. Adjustable in 1-foot increments. Great alternative to old, unsafe, extension trestle ladders. Tallest model has max platform height of 14', making it good for reaching a 20' grid!

18503, 5' max, #07-018503.....	\$1139.99
18509, 9' max, #07-018509.....	1634.99
18515, 14' max, #07-018515.....	1949.99

See web for full product specs

VELOCITY - Rated to hold 300 pounds on both sides and. Includes several innovative features such as the dual-pin hinge and the easy-to-use Rock Locks for quick adjustment. Can be used in many unique configurations as an A-frame, extension, staircase and 90-degree ladder.

15413, 13' model, #07-015413.....	\$204.40
15417, 17' model, #07-015417.....	249.20
15422, 22' model, #07-015422.....	308.00
15426, 26' model, #07-015426.....	407.40

See web for full product specs



RIGGING

APPLIED TRUSS

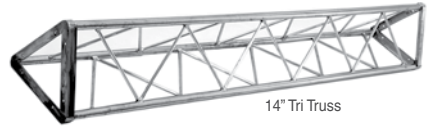
Aluminum triangle and box truss for use in theatres, concert halls, production sets, churches, and many other applications. Trussing is constructed from highly polished aluminum tubing, carefully hand tig welded, and weight load certified by a structural engineering firm. Aluminum end plates standard; spigoted truss available. Custom lengths and corner pieces also available.

Length	14" Tri Item	Tri Price	12" HD Box Item	Box Price
5'-0"	18-1TSTPA004	\$172.80	18-1BHDPAA003	\$534.60
8'-0"	18-1TSTPA001	271.35	18-1BHDPAA002	726.30
10'0"	18-1TSTPA002	271.35	18-1BHDPAA001	726.30


Load Ratings For Above (lbs.)

UDL = Uniformly Distributed Load CPL = Center Point Load

Length	14" TRI		12" HD BOX	
	UDL	CPL	UDL	CPL
10'	1500	900	4000	3000
20'	1300	700	2400	1500
30'	735	460	1500	800
40'	400	260	750	500



14" Tri Truss



12" HD Box Truss



SpanSet



STAGEMAKER HOISTS

The **Stagemaker Compact Concert Hoist** enables safe and accurate positioning of speakers, lighting rigs, stage scenery, and whatever else you may want to safely raise and lower. The compact design allows it to fit inside many truss structures. Each Stagemaker hoist features a combined load limiter / brake, solid state brake control, 360° upper and lower hook rotation, 5-pocket

load wheel for accurate operation, anti-jam chain guide for precise chain alignment, black chain, and a pressure cast aluminum body with black two-part epoxy paint. Stagemaker hoists also feature integral handles for convenient transport and come standard with a chain bag. Easy-to-use slack chain stops make for simple travel limit setup.

Quieter than most hoists on the market. Available in inverted (body-down) or normal configurations. **Call or email for a detailed quote for your venue!**

MANUAL CHAIN HOIST

Do you need to lift something heavy but do not have the budget for an electric chain hoist? A manual chain hoist could be the answer. From the makers of the Stagemaker electric chain hoist, the Series II Manual Chain Hoist is available in 1/4-Ton through 10-Ton configurations. Features include: an overload limiting device (except on the 1/4-Ton), Grade 80 high strength galvanized chain, heat-treated alloy steel hooks with latches and inspection points, and a dual pawl Weston-style brake with two friction discs providing four braking surfaces. Below are a few popular configurations. Please call or email for a quick customized quote.



Capacity	Lift Height	Item Number	Price
1/4 Ton	15'	14-R92200	\$173.26
1/4 Ton	30'	14-R92201	286.25
1/2 Ton	15'	14-R92202	185.81
1/2 Ton	30'	14-R92203	298.81
Chain Bag (fits any of the above) #14-R95500.....			\$89.56

SPANSET STAGE SLINGS

Lightweight, soft, pliable roundslings for temporary rigging applications. Manufactured from a continuous loop of high-tenacity polyester yarn encased in a smooth, double wall, tightly woven cover without any edge seam. Because the load-bearing core yarns are encased by the cover, they are protected from cuts, abrasion, and the harmful effects of ultra-violet rays. Black color ideal for inconspicuous suspension of lighting, sound, and other equipment. Additional sizes and ratings available.

Size	Vertical	Choker	Item #	Price ea.
3'	5300 lbs.	4240 lbs.	11-9RSB003	\$13.41
6'	5300 lbs.	4240 lbs.	11-9RSB006	23.71
9'	5300 lbs.	4240 lbs.	11-9RSB009	34.02



Wire Rope Sling

WIRE ROPE SLINGS

3/8" 7x19 galvanized aircraft cable finished with thimble eye on both ends secured by pressed metal sleeve. All slings rated at 2800 lbs vertical, 5600 lb. basket.

Size / Length	Item Number	Price
2.5' WRS	11-2CSG2A5	\$13.35
5' WRS	11-2CSG005	14.15
10' WRS	11-2CSG010	17.44
20' WRS	11-2CSG020	22.61
30' WRS	11-2CSG030	30.52

FALL PROTECTION

SpanSet®



FALL PROTECTION HARNESS KIT

This is another great value from Spanset. Kit includes their Universal Harness, 6' fall arrest lanyard w/safety hooks, anchor strap, and SpanSet tote bag for storage. Harness features a number of adjustment points to ensure a good fit and has a center back D-ring. Anchor strap creates qualified anchor point on tube or pipe. ANSI compliant. Available in M/L, XL, and XXL.

USFPK1 Fall Protection Kit #25-270003.....\$91.86

UNIVERSAL HARNESS + LANYARD

This is Spanset's easy-to-use universal harness with attached 6' lanyard and rebar hook. Features lightweight construction, center back D-ring, and adjustable shoulders/chest/legs. Rebar hook has 2.25" throat, ideal for 2" pipe or truss attachment. ANSI compliant. Great value! Available in M/L, XL, and XXL.

USUNI0B Harness #25-270002.....\$70.95

ADDITIONAL SPANSET GEAR

HARNESSES (all available in M/L, XL, XXL)

Basic Universal Harness USUNIO #25-270001 \$ 32.12
(rear D-ring, parachute leg straps)

Lightweight Harness USCLIMA-L #25-270004..... 124.71
(rear D-ring, padded shoulder/back/leg straps, quick connect buckles)

Full Body Harness USWORKA #25-270005 125.45
(no-slide rear D-ring, shoulder pads, contoured side D-rings, rescue shoulder loops, removable tool belt, tongue & buckle leg straps)



LANYARDS

Basic Lanyard 6ft. USLF61H #25-270006.....\$ 31.36

Stretch Lanyard 6ft. USLF63H #25-270007.....52.27

"Y" Stretch Lanyard w/Rebar Hook USLF64R #25-270008... 107.53

HARDWARE & ANCHORS

Beam Anchor Connector USBEAMER #25-270012\$197.90

Steel Rebar Hook USN320 #25-27001117.40

Scaffold-type Anchor USWRAPPA #25-27001014.94

HORIZONTAL SAFETY LINE KIT

This kit creates a horizontal life line between two structural vertical supports for simple and safe lanyard attachment. Easy to install and tighten with the built-in ratchet system. Can be set for lengths up to 60'. Includes life line, webbing loops at each end for anchor attachment, tensioning device, two (2) 4' anchor slings, and two (2) carabiners. Red for easy visibility, black also available upon request.

USHSL-KIT Safety Line Kit #25-270009.....\$316.62



Beam Anchor Connector USBEAMER



Rebar Hook USN320



Scaffold Anchor USWRAPPA

ADDITIONAL FALL PROTECTION ITEMS AVAILABLE ONLINE!

CORDAGE

TIE LINE

Premium tight-weave cotton jacket with poly core. This is the good stuff. Black is available coated (waxed/glazed) or uncoated. White is coated. 1/8" thickness.



Black 600' Uncoated #17-12H04.....	\$ 28.00
Black 600' Coated #17-13H04.....	28.00
Black 3000' Uncoated #17-12M04.....	123.00
Black 3000' Coated #17-13M04.....	123.00
White 600' Coated #17-14H04.....	26.00
White 3000' Coated #17-14M04.....	115.00

BLACK SASH CORD (THEATRE CORD)

Size	Diameter	Length	Item Number	Price
6	3/16"	600'	17-11H06	\$ 48.56
8	1/4"	600'	17-11H08	74.01
10	5/16"	600'	17-11H10	100.03
12	3/8"	600'	17-11H12	155.93

DURASTRON

This all-black cord is a smart choice for general purpose theatre rigging. Braided outer jacket with a strong parallel core of poly fibers. Firm yet comfortable to handle. Excellent for use with pulleys or as a stronger alternative to traditional cotton sash cord.

Size	Tensile Strength	Item Number	Price
3/8" x 900'	3,700 lbs.	17-24N12	\$232.90
1/2" x 600'	6,525 lbs.	17-24N16	358.89
5/8" x 600'	9,000 lbs.	17-24N20	528.66
3/4" x 600'	12,825 lbs.	17-24N24	799.80

KM-III

KM-III static kernmantle rope is a great headline that meets the rigorous requirements associated with rescue and rappelling operations. KM-III consists of a continuous filament polyester cover braided over a nylon core. The high tenacity filament polyester cover braid provides the most durable and abrasion resistant construction available. KM-III is torque-balanced to eliminate the spin typically induced in ropes during operation. **Longer lengths available on our website!**

Size	Color	Tensile Strength	Item Number	150' Price
3/8"	White	6,000 lbs	17-06C12	\$121.50
3/8"	Black	6,000 lbs	17-07C12	137.70
7/16"	White	8,000 lbs	17-06C14	133.65
7/16"	Black	8,000 lbs	17-07C14	155.25
1/2"	White	10,000 lbs	17-06C16	155.25
1/2"	Black	10,000 lbs	17-07C16	176.85
5/8"	White	11,000 lbs	17-06C20	216.00
5/8"	Black	11,000 lbs	17-07C20	241.65

MULTILINE II

ML-II rope combines filament and staple/spun polyester wrapped around a polyolefin core. Easy on the hand, this three-strand rope provides the greatest durability, highest strength, lightest weight, and most consistent supple feel over time. Renders well over blocks, sheaves, and winches, making this an ideal line for counterweight systems or "hemp" houses. Environmentally stable - will not rot. White w/orange tracer. **You will find additional lengths available on our website, as well as a black coated version.**



Diameter	Tensile Strength	Item Number	600' Reel
1/2"	5,800 lbs.	17-01H16	\$253.34
5/8"	8,230 lbs.	17-01H20	400.68
3/4"	10,540 lbs.	17-01H24	555.44

STAGE SET X

Parallel core of polyester fiber contained within a polyester tape and covered by a braid of spun & filament polyester. Remains firm and round under load, resists crushing in rope locks, and is soft to the touch. Very little moisture absorption, no mildew or rot. **White w/black tracer. Additional sizes on our website!**



Diameter	Tensile Strength	Item Number	600' Reel
1/2"	7,900 lbs.	17-04H16	\$520.38
5/8"	14,000 lbs.	17-04H20	674.24
3/4"	17,600 lbs.	17-04H24	813.40

UTILITY ROPE (DERBY)

Durable general purpose 5/8" headline that is ultra flexible and soft on the hands. Knots tie and secure easily. Great for pulling fixtures to the grid, lifting chain hooks, etc. Solid braid polypropylene. Black is standard, many other colors available. 2400 lbs tensile strength (RWL 300 lbs).

5/8" x 600' Derby #17-25H20.....	\$195.00
---	-----------------

MANILA ROPE

#1 grade premium manila, 3-stranded. Specially treated to provide long-life service. This product is strong, stretch resistant, and holds a knot well.



Size x Length	Item Number	Price
1/4" x 1200'	17-08K08	\$ 82.68
3/8" x 600'	17-08H12	78.55
1/2" x 600'	17-08H16	140.88
5/8" x 600'	17-08H20	242.32
3/4" x 600'	17-08H24	295.43
1" x 600'	17-08H32	467.27

VISIT SHOP.BMISUPPLY.COM/CORDAGE FOR ADDITIONAL PRODUCTS INCLUDING SHOCK CORD, SAMSON SPOT CORD, AND MORE!

CURTAIN TRACK

ADC 280 SERIES SILENT STEEL

Silent Steel is the most famous name in heavy-duty stage tracks. 280 is used on the majority of stage installations using heavyweight curtains of any length and is particularly quiet in operation.

ADC 280 SERIES COMPONENTS


Model Number & Description	Item Number	Price
2800 Track Channel, per foot	16-1002800	\$ 16.17
2801 Single Carrier	16-1002801	11.28
2802 Master Carrier	16-1002802	39.62
2803 Live End Pulley	16-1002803	81.20
2804 Dead End Pulley	16-1002804	47.75
2805 Adj. Floor Pulley	16-1002805	67.65
2807 Lap Clamp	16-1002807	10.68
2808 Hanging Clamp	16-1002808	7.25
2809 End Stop	16-1002809	7.14
2824 Splicing clamp	16-1002824	73.30
2833 Back pack guide for manual tracks	16-1002833	3.39
2834 Back pack guide for machine tracks	16-1002834	4.87
2849 Neoprene bearing single carrier	16-1002849	51.31
2850 Neoprene bearing master carrier	16-1002850	111.73
2851 Nylon bearing single carrier	16-1002851	33.91
2852 Nylon bearing master carrier	16-1002852	85.09
2861 Door Carrier	16-1002861	318.43
2861A Scenery Carrier	16-102861A	101.30
2863 5" live end pulley	16-1002863	221.16
2863A 8" live end pulley	16-102863A	266.60
2864 5" dead end pulley	16-1002864	153.59
2864A 8" dead end pulley	16-102864A	176.65
2865 Tension floor pulley	16-1002865	59.22
2866 5" adjust floor pulley	16-1002866	134.60
2866A 8" adjust floor pulley	16-102866A	360.21

MODEL 280

This system is supplied "Complete With All Necessary Accessories" (CWANA). Minimum order is 20'. Includes the following:

- 2800 Track Channel
- 2801 Single Carrier (1 per foot of track)
- 2802 Master Carrier (2)
- 2803 Live End Pulley (1)
- 2804 Dead End Pulley (1)
- 2865 Tension Floor Pulley (1)
- 2807 Lap Clamp (2)
- 2808 Hanging Clamp (1 per every 7' of track, minimum)
- 2809 End Stop (2)
- Black Sash Cord for operation (amount based on system length/height)

280 Track, CWANA #16-1000280 \$41.19/ft.



MOST 280 COMPONENTS ALSO AVAILABLE IN BLACK FINISH!

SCENERY CARRIERS BY H&H

Both for use with H&H 400 Series or ADC 280 Series. Nylatron bearings keep them centered in track channel. Urethane wheels for quiet operation. Both feature a load limit of 200 lbs.

450 Scenery Carrier #16-2000450..... \$ 94.92
 451 Really Useful Carrier #16-2000451..... 142.80



CURTAIN TRACK

ADC 170 SERIES BESTEEL

Besteel is the most famous name in medium duty stage tracks. 170 is used on the majority of stage installations using medium or lightweight curtains on lengths up to about 40'. Track channel is made of 14 gauge galvanized steel.

ADC 170 SERIES COMPONENTS

ADC Besteel (1700) Series	Item Number	Price
1700 Track Channel, per foot	16-1001700	\$11.86
1701 Single Carrier	16-1001701	4.83
1702 Master Carrier	16-1001702	19.12
1703 Live End Pulley	16-1001703	48.83
1704 Dead End Pulley	16-1001704	27.68
1706 Floor Pulley	16-1001706	40.50
1707 Lap Clamp	16-1001707	7.36
1708 Hanging Clamp	16-1001708	4.19
1709 End Stop	16-1001709	5.88
1724 Splicing Clamp	16-1001724	60.27
1733 Back-pack guide	16-1001733	2.21
1735 Back-pack guide	16-1001735	2.21
1737 Nylon ball-bearing single carrier	16-1001737	14.81
1738 Nylon ball-bearing master carrier	16-1001738	37.38
1740 Masking master carrier	16-1001740	87.54
1748 Space Saver	16-1001748	5.75
1749 Neoprene ball-bearing single carrier	16-1001749	20.72
1750 Neoprene ball-bearing master carrier	16-1001750	47.95
1751 Door Carrier (100 lbs)	16-1001751	188.05
1751A Scenery Carrier (150 lbs)	16-101751A	80.81
1752 Curve (90°, 24" radius)	16-1001752	288.92
1753 Curve (75°, 24" radius)	16-1001753	288.92
1754 Curve (60°, 24" radius)	16-1001754	288.92
1755 Curve (45°, 24" radius)	16-1001755	288.92
2602 Overlapping Master Carrier	16-1002602	62.12
2624 Splicing Clamp	16-1002624	74.89
2865 Tension Floor Pulley	16-1002865	59.22

MODEL 170

This system is supplied "Complete With All Necessary Accessories" (CWANA). Minimum order is 20'. Includes the following:

- 1700 Track Channel
- 1701 Single Carrier (1 per foot of track)
- 1702 Master Carrier (2)
- 1703 Live End Pulley (1)
- 1704 Dead End Pulley (1)
- 2865 Tension Floor Pulley (1)
- 1707 Lap Clamp (2)
- 1708 Hanging Clamp (1 per every 6' of track, minimum)
- 1709 End Stop (2)
- Black Sash Cord for operation (amount based on system length/height)

170 Track, CWANA #16-1000170 \$30.41/ft.



MORE 170 SERIES ITEMS ARE LISTED ON OUR WEBSITE!

WE ALSO CARRY ALL OTHER ADC SERIES INCLUDING 500 PATRIARC AND 140 RIG-I-FLEX!

CURTAIN TRACK

ADC 130 SERIES FLEX-I-TRAC

FLEX-I-TRAC is a light-to-medium duty I-beam type track designed for medium weight curtains. This economically priced track unit is supplied for "walk-along" operation only with no cord, pulleys or master carriers furnished. The track channel is curved on-the-job to virtually any degree or radius.

ADC 130 SERIES COMPONENTS

Ball-bearing carriers offer smoother operation and longer component life for track systems with heavy use.

1300 Channel 13-gauge aluminum #16-1001300.....	\$4.83/ft.
1301 Single Carrier #16-1001301.....	4.17
1301-A Single Carrier #16-101301A.....	11.27
1308 Hanging Clamp #16-1001308.....	2.18
1309 End Stop #16-1001309.....	4.44
1324 Splicing Clamp #16-1001324.....	6.83
1337 Nylon BB Single Carrier #16-1001337.....	13.69
1337-A Nylon BB Single Carrier #16-101337A.....	19.67
1352 Nylon BB Master Carrier #16-1001352.....	51.21
1423 Ceiling Clamp #16-1001423.....	11.40
BT-2 Bending Tool #16-1000BT2.....	150.98

MODEL 132

This system is supplied "Complete With All Necessary Accessories" (CWANA). Includes the following:

- 1300 Track Channel
- 1301 Carriers (1 per foot of track)
- 1308 Hanging Clamp (1 per 4' track) or 1423 Ceiling Clamp (1 per 5' of track)
- 1309 End Stop (2 per system)
- 1324 Splicing Clamps (every 20' for systems over 20')

132 Track, CWANA #16-1000132.....	\$12.88/ft.
--	--------------------



MORE 130 SERIES COMPONENTS ONLINE!

ROTODRAPER® PIVOT ARMS

Rotodrapers pivotal fixtures are used for changing the position of curtains on tormentors, side-legs, back-drops and cycloramas. The effect is easily accomplished either by turning the curtain itself or by fastening a tow-line to the pipe or track and swinging it to the desired position. The pivot arm is unique because no implement is required to secure the curtain to its proper position. The Rotodrapers are simply installed and easily manipulated to any angle desired (including full 360° turn). All rotodraper units accommodate drapery to 10' wide.

No. 6 Rotodrapers Unit hangs from pipe batten. Drapery hangs from a pipe (not included) attached to the Rotodrapers. Supports up to 100 lbs.

No. 14 Rotodrapers Unit rides in 140 Series Track (not included). Drapery hangs from a pipe (not included) attached to the Rotodrapers. Supports up to 75 lbs.

No. 17 Rotodrapers Unit rides in 170 Series Track (not included). Drapery hangs from a pipe (not included) attached to the Rotodrapers. Supports up to 75 lbs. This unit as with all track style Rotodraper units allows U.S. - D.S. or S.R. - S.L. movement of the entire unit as well as 360° turning of drapery.

No. 28 Rotodrapers Unit rides in 280 Series Track (not included). Drapery hangs from a pipe (not included) attached to the Rotodrapers. Supports up to 75 lbs. and 10' wide drapery.



Standard Models	
No. 6 #16-1000006.....	\$125.93
No. 14 #16-1000014.....	207.44
No. 17 #16-1000017.....	144.52
No. 28 #16-1000028.....	154.59

<i>Models below feature locking rotation pin (15° increments)</i>	
No. 6A #16-100006A.....	\$161.62
No. 14A #16-100014A.....	266.21
No. 17A #16-100017A.....	201.35
No. 28A #16-100028A.....	207.31



FABRICS

	Cut Item # (for bolt, add -B to end)	Cut Price per yard	Bolt Price per yard	Approx. Bolt Size
MUSLIN - For drops, set pieces, and more...				
NFR Light Weight Natural 45" Muslin	01-01LWNT045	\$3.59	\$2.00	50 yards
NFR Medium Weight Natural 44" Muslin	01-01MWNT044	4.08	2.50	50 yards
NFR Medium Weight Natural 60" Muslin	01-01MWNT060	4.52	3.35	119 yards
NFR Medium Weight Natural 76" Muslin	01-01MWNT076	5.12	3.40	90-115 yards
NFR Medium Weight Natural 84" Muslin	01-01MWNT084	5.49	3.75	90-115 yards
NFR Medium Weight Natural 120" Muslin	01-01MWNT120	7.30	5.05	90-125 yards
NFR Heavy Weight Natural 59" Muslin	01-01HWNT059	6.05	3.95	115-119 yards
NFR Heavy Weight Natural 72" Muslin	01-01HWNT072	6.20	4.00	125 yards
NFR Heavy Weight Natural 90" Muslin	01-01HWNT090	6.62	4.40	100 yards
NFR Heavy Weight Natural 108" Muslin	01-01HWNT108	7.42	5.30	80-125 yards
NFR Heavy Weight Natural 120" Muslin	01-01HWNT120	7.53	5.50	80-125 yards
NFR Heavy Weight Natural 140" Muslin	01-01HWNT140	9.58	6.55	80-125 yards
FR Medium Weight Natural 75" Muslin	01-02MWNT076	7.10	4.95	100 yards
FR Medium Weight Natural 110" Muslin	01-02MWNT110	9.69	6.70	90-110 yards
FR Heavy Weight Natural 77" Muslin	01-02HWNT078	8.24	5.70	150 yards
FR Heavy Weight Natural 98" Muslin	01-02HWNT100	9.32	6.45	100 yards
FR Heavy Weight Natural 110" Muslin	01-02HWNT110	10.31	7.10	125 yards

CANVAS

 - More durable than muslin, great for very large drops, ground cloths, and other scenic needs...

NFR 7 oz Natural 72" Canvas	01-0307NT072	\$5.34	\$3.80	125 yards
NFR 12 oz Natural 72" Canvas	01-0312NT072	8.40	6.00	100 yards
NFR 12 oz Natural 120" Canvas	01-0312NT120	16.64	12.80	60 yards
FR 7 oz Natural 68" Canvas	01-0407NT068	8.10	6.00	100 yards
FR 12 oz Natural 70" Canvas	01-0412NT070	12.21	9.20	100-130 yards

BURLAP, EROSION CLOTH, JUTE GAUZE

 - For miscellaneous scenic uses...

NFR 7.5 oz Natural 72" Burlap	01-0875NT072	\$4.34	\$2.80	130-150 yards
NFR 10 oz Natural 72" Burlap	01-0810NT072	5.08	3.50	130-150 yards
NFR Heavy Jute 48" Erosion Cloth	01-09HWNT048	3.63	2.20	50 yards
NFR Natural 40" Jute Gauze	01-09LWNT048	3.20	1.90	130-150 yards

SHARKSTOOTH SCRIM

 - The ideal choice for lighting and reveal effects...

FR Black 11' Sharkstooth Scrim	01-1300BK120	\$59.80	\$47.85	60 yards
FR Black 15'6" Sharkstooth Scrim	01-1300BK186	66.30	53.05	60 yards
FR Black 19'6" Sharkstooth Scrim	01-1300BK234	83.20	66.55	60 yards
FR Black 25' Sharkstooth Scrim	01-1300BK300	102.70	82.15	60 yards
FR Black 30' Sharkstooth Scrim	01-1300BK360	117.00	93.60	60 yards
FR White 11' Sharkstooth Scrim	01-1300WH120	53.30	42.65	60 yards
FR White 15'6" Sharkstooth Scrim	01-1300WH186	58.50	46.80	60 yards
FR White 19'6" Sharkstooth Scrim	01-1300WH234	76.70	61.35	60 yards
FR White 25' Sharkstooth Scrim	01-1300WH300	93.60	74.90	60 yards
FR White 30' Sharkstooth Scrim	01-1300WH360	104.00	83.20	60 yards
NFR Natural 36' Painters Scrim	01-1400NT432	75.40	60.30	60 yards
NFR Natural 39' Painters Scrim	01-1400NT433	83.20	67.00	60 yards

SCENERY NETTING

 - For securing open areas in drops...

IFR Black 32' Scenery Netting 1" Squares	01-3500BK360	\$81.00	\$54.00	24 yards
IFR White 32' Scenery Netting 1" Squares	01-3500WH360	81.00	54.00	24 yards

BOBBINETTE

FR Black 10' Bobbinette Small	01-1200BK120	\$42.17	\$32.45	60 yards
FR Black 30' Bobbinette Small	01-1200BK360	111.18	86.50	60 yards
FR White 10' Bobbinette Small	01-1200WH120	38.17	29.35	60 yards
FR White 30' Bobbinette Small	01-1200WH360	105.51	81.15	60 yards



FABRICS

	Cut Item # (for bolt, add -B to end)	Cut Price per yard	Bolt Price per yard	Approx. Bolt Size
DUVETYN AND COMMANDO - General masking fabrics, also can be used for inexpensive curtains.				
FR 8 oz Black 54" Duvetyne	01-0608BK054	\$6.72	\$5.25	50 or 100 yards
FR 8 oz Colored 54" Duvetyne	01-0608CL054	7.94	6.20	100 yards
FR 8 oz Black 118" Duvetyne	01-0606BK118	13.57	10.60	65 yards
FR 12 oz Black 54" Commando Cloth	01-0712BL054	7.36	5.75	50 or 100 yards
FR 16 oz Black 54" Commando Cloth	01-0716BL054	8.33	6.50	50 or 100 yards
FR 16 oz Colored 54" Commando Cloth	01-0716CL054	9.88	7.70	100 yards
FR 16 oz Black 60" Commando Cloth	01-0716BL060	11.05	8.63	100 yards
FR 16 oz Black 78" Commando Cloth	01-0716BL078	18.18	14.20	100 yards
FR 18 oz Black 118" Commando Cloth	01-0718BK118	21.76	17.00	65 yards

VELOURS

 - For luxurious main curtains, masking, and more...

IFR 15 oz Black 62" Encore Velour	01-0515BK062	\$15.94	\$12.75	60+ yards
IFR 15 oz Colored 62" Encore Velour	01-0515CL062	17.53	13.50	60+ yards
IFR 22 oz Black 64" Encore Velour	01-0522BK064	22.23	18.50	65+ yards
IFR 16 oz Black 60" Athena Velour	01-5916BK060	16.88	13.50	60+ yards
FR 16 oz Black 54" Princess Velour	01-0516BK054	14.87	11.75	90+ yards
FR 16 oz Colored 54" Princess Velour	01-0516CL054	15.18	12.00	90+ yards
FR 21 oz Black 54" Marvel Velour	01-0521BK054	19.50	15.00	85+ yards
FR 21 oz Colored 54" Marvel Velour	01-0521CL054	21.60	16.60	85+ yards
FR 25 oz Black 54" Memorable Velour	01-0525BK054	21.45	16.50	65+ yards

MISCELLANEOUS FABRICS

 - Silky, stretch, and more...

FR Black 102" Speaker Cloth	01-2700BK102	\$10.13	\$7.50	100 yards
FR Black 60" Polysilk	01-16LWBK060	8.97	6.90	110 yards
FR White 60" Polysilk	01-16LWWH060	8.97	6.90	110 yards
IFR Colored 128" Polycyc	01-3000CL120	15.55	12.45	120 yards
FR White 120" Polystretch	01-3100WH120	26.63	20.50	70 yards
NFR Black 120" Spandex	01-2900BK120	20.82	16.30	75 yards
NFR White 120" Spandex	01-2900WH120	20.82	16.30	75 yards

COUNTLESS ADDITIONAL FABRICS AVAILABLE! PLEASE CALL OR EMAIL.

CUSTOM SEWN SOFT GOODS

We supply custom draperies, backdrops, and scrims sewn to your specifications!

DRAPERIES

Stage draperies are made of commando, velour, or other heavy fabrics. Since there is not a painting process these fabrics are flame retardant and certified. They may have 0%, 50%, 75%, or special fullness. When there is fullness, box pleats are sewn in on 12" centers with webbing behind and a solid brass grommet installed in the center of the pleat. Tie lines or S-hooks (for tracked draperies) are supplied and installed. Side hems are usually a 2" or better turn back. Bottom finish can be jack chain, leadweight tape, or pipe pocket with skirt. For protection and opaqueness, lining on the up stage side is also available.

BACKDROPS

Backdrops are usually made of FR or non-FR muslin and sewn flat (no pleats) for painting a scene. They may be seamed or seamless. When seamed, the seam is sewn horizontally to aid in its disappearance. Standard finish for backdrops is webbing across the top with grommets and tie lines installed on 12" centers. Sides are hemmed and the bottom has a chain or pipe pocket. Most painters prefer to paint on non-FR drops so the flame retardant doesn't interact with the paint or process. After painting you can then flame retard the backdrop with our FlameOut II non-chalking, non-toxic retardant.

SCRIMS

We use the finest European cotton sharkstooth scrim. Black and white scrims come flame retardant and painters scrim (36") is non flame retardant. Scrims are sewn flat and are seamless. Webbing is sewn across the top with grommets and tie lines installed on 12" centers. Sides are hemmed and the bottom has a chain or pipe pocket made of muslin or canvas with a scrim skirt hanging lower (approx. 2") on the down stage side. This allows the pipe to keep weight on the scrim.

CALL OR EMAIL TO DISCUSS
YOUR SOFT GOODS NEEDS!



FOR UPDATED PRICING, PLEASE VISIT SHOP.BMISUPPLY.COM



FABRIC ACCESSORIES

TOURING / STORAGE HAMPERS

Excellent for storing or touring drapes, drops, cable, props and more. The canvas sides allow soft goods to breathe while still affording general protection. The 3/8" steel rod frame, mounted on a sturdy wooden base, is covered with canvas and has HD Glosstex added at wear points for long life. The 1/2" wood top has quick flip down latches that can be padlocked for security. These are the best of the best! Please note these arrive fully assembled and ship via common carrier (freight) only. It costs about the same to ship 4 as it does to ship just 1, so plan ahead and order in multiples to make the most of your shipping dollars.



- 12 Bushel (36" x 26" x 27.5") #03-1A0112..... **\$322.00**
- 16 Bushel (40" x 28" x 30") #03-1A0116..... **364.00**
- 20 Bushel (48" x 32" x 30") #03-1A0120..... **392.00**

KNOCK DOWN HAMPERS

Versatile in-house hamper that ships & stores in a compact, knocked-down manner, saving you \$\$ and space! These hampers can ship via standard UPS service. The frame is constructed of heavy-duty powder-coated steel that resists rust and is easy to assemble. Liner is the same robust canvas used on the touring style hampers. Includes four (4) swivel casters. **Nylon cloth caps available for all sizes at \$30.00 each.**



- KDH - 12BU (36"L x 26"W x 25"D) #03-1A0512..... **\$257.00**
- KDH - 16BU (40"L x 28"W x 25"D) #03-1A0516..... **316.00**
- KDH - 20BU (44"L x 32"W x 25"D) #03-1A0520..... **359.00**

CANVAS STORAGE BAGS

These durable bags are constructed using heavy weight canvas with grommet & drawstring top closure. Useful for storing and protecting soft goods...keeps them clean and dust-free!

- Large Canvas Bag 3'H x 2'-6"Diameter #02-200007..... **\$55.00**
- Small Canvas Bag 2'-6"H x 1'-8"Diameter #02-200006..... **45.00**

COSTUME & DRAPERY STEAMERS

Made in the USA since 1940, a Jiffy Steamer will give you years of dependable performance. Steaming is 5 times faster than ironing and cannot scorch most materials. **J2 is a personal steamer, suited for light commercial use.** Offers roughly 1.5 hours of steaming per tank fill (0.75 gallon). **J4000 is a heavy duty professional steamer ideal for busy costume shops and large draperies.** One (1) gallon tank will last roughly 2 hours. Both units feature durable die-cast aluminum housings.

- Jiffy J-2 #02-500001..... **\$214.62**
- Jiffy J-2M (w/metal head) #02-500005..... **234.22**
- Jiffy J-4000 #02-500003..... **302.82**
- Jiffy J-4000M (w/metal head) #02-500002..... **322.42**



WEBBING

- Jute, 3.5" x 72 yds., #01-1900NT072..... **\$31.00/roll**
- Jute, by the yard #01-1900NT035..... **0.65/yard**
- Poly, Black, 3" x 100 yds #01-1900BK003... **65.00/roll**

GROMMETS

- #3, 7/16" hole, brass #02-300001..... **\$16.00/gross**
- #3, 7/16" hole, black #02-200002..... **19.25/gross**
- #3 Hole Cutter #02-400001..... **22.00**
- #3 Setting Die #02-400002..... **55.00**

S-HOOKS

Size	Qty/Pack	Item #	Price Ea.
3/16" x 1-1/2"	100	11-1SHL187	\$14.70
1/4" x 2-1/4"	100	11-1SHL250	18.00

BREACHING SNAP

Handy & simple snap closure fitting for hanging soft goods and other tasks. 1/4" x 2-1/2" long. 10 pieces per box.

- Breaching Snap, 10/box #11-7BSL014..... **\$5.10**



PIPE AND DRAPE



BMI Supply has teamed with one of the largest manufacturers of exhibit Pipe & Drape in the United States to proudly offer this quality product line. There are many pipe and drape products available, but none match the quality of workmanship, materials, and serviceability found in this American-made product.

FIXED HEIGHT UPRIGHTS



Fixed uprights are the most cost-effective solution for routine pipe & drape setups. Sturdy extruded & anodized 1.5" diameter aluminum tubes for use with the slip-fit bases. Multiple slits at the top of each upright allow for horizontal drape support connection in each direction. 3' height is excellent for orchestra pit masking; 8' height ideal for temporary changing areas and other masking. Black powder-coat versions also available.

3' height is excellent for orchestra pit masking; 8' height ideal for temporary changing areas and other masking. Black powder-coat versions also available.

1.5" Fixed Upright, Slip-Fit bottom

3' Fixed Height #61-600037	\$10.38
6' Fixed Height #61-600024	16.19
8' Fixed Height #61-600023	17.54
10' Fixed Height #61-600033	30.09

TELESCOPING UPRIGHTS

Telescoping uprights provide the answer for applications where fixed uprights do not offer enough flexibility. They are extremely versatile and easy to adjust, providing heights to 20 ft. Uprights adjust in either precise 1 ft. increments using the unique double button lock system or are fully adjustable using the locking clamp mechanism. Both lock styles included on each upright. These set up quickly and easily.

1.5" Slip Fit Telescoping Upright

6'-8' height range #61-600015	\$61.55
7'-12' height range #61-600009	67.35
8'-14' height range #61-600022	71.67

2.0" Slip Fit Telescoping Upright

6'-10' height range #61-600017	\$72.35
7'-12' height range #61-600028	77.88
9'-16' height range #61-600001	80.72

STORAGE CARTS ALSO AVAILABLE!
PLEASE CALL FOR DETAILS.

DRAPE SUPPORTS (HORIZONTALS)

The Drape Support is the most important component. It must be rugged enough to stand up to repeated use, yet light enough to be easily handled. Construction of a Drape Support begins with extruded, anodized aluminum tubes. The cast aluminum and steel Hook Ends are then attached to the Drape Support with four steel rivets before final assembly. The telescoping Drape Supports feature a button lock system that allows the length of the drape support to be adjusted in precise increments.



3'-5' w/stops at 4' and 5' #61-600020	\$20.78
4'-7' w/stops at 5', 6' and 7' #61-600025	24.29
6'-10' w/stops at 8' and 10' #61-600005	28.07
7'-12' w/stops at 8', 10' and 12' #61-600002	31.71
8'-14' w/stops at 10', 12' and 14' #61-600012	34.68
10'-18' without Button Locks #61-600036	42.38



STANDARD DRAPERY PANELS

Poly premier fabric holds up well over time and is flame retardant. Open hem top for easy slip-on installation using drape supports. Panels are sewn flat; order extra panels to gather for pleated look. Custom sizes available. Color options shown above, please mention when ordering.

Poly-Premier Drape 34"H x 60"W #61-600021	\$12.54
Poly-Premier Drape 94"H x 60"W #61-600035	22.53
Poly-Premier Drape 118"H x 60"W #61-600030	29.15
Poly-Premier Drape 142" x 60"W #61-600041	33.74



SLIP FIT BASES

The Slip Fit System is often the first choice of large trade show decorators and convention centers; it sets up quickly while providing excellent stability. This system uses a special nipple that attaches to the base in any of up to three mounting holes. Stacking slot on most models helps reduce storage space.

For 1.5" Uprights

8"x14" with 3" Nipple, 5.2lbs #61-600038	\$13.35
15"x15" with 3" Nipple, 10lbs #61-600014	17.81
24"x24" with 6" Nipple, 26.4lbs #61-600013	55.07
For 2" Uprights	
18"x18" HD Base w/6" Nipple, 34lbs #61-600029	\$73.70
24"x24" with 6" Nipple, 29lbs #61-600016	59.25



PAINT



ROSCO OFF BROADWAY PAINT

This versatile vinyl acrylic latex paint may be used on a variety of surfaces, and is ready for use right out of the bucket. Colors shown below are approximations!

Color Name	BMI Item (Quart)	Price / Quart	BMI Item (Gallon)	Price / Gallon
5350 White	54-125350	\$11.96	54-135350	\$33.71
5351 White White	54-125351	14.14	54-135351	40.67
5352 Black	54-125352	13.27	54-135352	37.63
5353 Yellow Ochre	54-125353	13.27	54-135353	37.63
5354 Burnt Umber	54-125354	13.27	54-135354	37.63
5355 Raw Sienna	54-125355	13.27	54-135355	37.63
5356 Burnt Sienna	54-125356	13.27	54-135356	37.63
5357 Raw Umber	54-125357	13.27	54-135357	37.63
5358 Earth Umber	54-125358	13.27	54-135358	37.63
5359 Ultramarine Blue	54-125359	18.92	54-135359	53.94
5360 Fire Red	54-125360	21.53	54-135360	61.12
5361 Deep Red	54-125361	21.32	54-135361	60.47
5363 Orange	54-125363	16.97	54-135363	47.63
5364 Emerald Green	54-125364	16.97	54-135364	47.63
5365 Chrome Oxide Green	54-125365	16.97	54-135365	47.63
5366 Lemon Yellow	54-125366	16.97	54-135366	47.63
5367 Golden Yellow	54-125367	16.97	54-135367	47.63
5368 Purple	54-125368	21.32	54-135368	60.47
5369 Magenta	54-125369	21.32	54-135369	60.47
5371 Pthalo Green	54-125371	16.97	54-135371	47.63
5372 Sky Blue	54-125372	16.97	54-135372	47.63
5373 Pthalo Blue	54-125373	16.97	54-135373	47.63
5374 Imperial Green	54-125374	22.62	54-135374	64.16
5375 Navy	54-125375	21.32	54-135375	60.47
5376 Brilliant Red	54-125376	22.62	54-135376	64.16
5380 Van Dyke Brown	54-125380	16.97	54-135380	47.63
5382 Paynes Grey	54-125382	22.62	54-135382	64.16
5383 Bright Gold (Metallic)	54-125383	33.93	54-135383	96.79
5384 Gold (Metallic)	54-125384	33.93	54-135384	96.79
5385 Silver (Metallic)	54-125385	33.93	54-135385	96.79
5386 Copper (Metallic)	54-125386	33.93	54-135386	96.79
5387 Antique Gold (Metallic)	54-125387	33.93	54-135387	96.79

ROSCO TOUGH PRIME



Tough Prime covers just about any surface, including PVC pipe, aluminum, foams, plastics, muslin, wood and more. This quick drying primer offers a durable coating which can be painted over with any paint and is excellent for both interior and exterior use. **Looking to paint your stage floor?** This is the stuff to use.

Black Tough Prime, Gallon #54-136055.....	\$ 49.81
Black Tough Prime, 5-gallon #54-156055.....	224.90
White Tough Prime, Gallon #54-136050.....	49.81
White Tough Prime, 5-gallon #54-156050.....	224.90

CONCENTRATED BASES

Same formulation as SuperSat in base neutral, white, and black. Aggressive binder for superior adhesion to most surfaces.

Description	BMI Item	Price
6001 Neutral, Gallon	54-136001	\$ 40.67
6002 White, Gallon	54-136002	46.11
6002 White, 5-gal.	54-156002	212.50
6003 Black, Quart	54-126003	20.45
6003 Velour Black, Gallon	54-136003	58.07
6003 Velour Black, 5-gal.	54-156003	253.61



PAINT

ROSCO SUPER-SATURATED PAINT

Brilliant opaque colors formulated to be diluted with substantial quantities of water while retaining binder strength. Works on muslin, plastic and metal. Colors below are approximations of 1:1 mix with water.

Color Name	BMI Item (Quarts)	Price / Quart
5965 Red	54-125965	\$36.32
5968 Green Shade Blue	54-125968	36.32
5969 Ultramarine Blue	54-125969	36.32
5971 Chrome Green	54-125971	36.32
5972 Emerald Green	54-125972	36.32
5973 Pthalo Green	54-125973	36.32
5974 Imperial Green	54-125974	36.32
5975 Magenta	54-125975	36.32
5976 Brilliant Red	54-125976	40.24
5977 Spectrum Red	54-125977	36.32
5979 Purple	54-125979	36.32
5980 Iron Red	54-125980	24.80
5981 Chrome Yellow	54-125981	36.32
5982 Yellow Ochre	54-125982	24.80
5983 Raw Sienna	54-125983	24.80
5984 Moly Orange	54-125984	36.32
5985 Burnt Umber	54-125985	24.80
5986 Raw Umber	54-125986	24.80
5987 Burnt Sienna	54-125987	24.80
5988 Lemon Yellow	54-125988	36.32
5989 Turquoise Blue	54-125989	36.32
5990 Prussian Blue	54-125990	33.93
5991 Navy Blue	54-125991	33.93
5992 Paynes Grey	54-125992	36.32
5993 Leather Lake	54-125993	24.80
5994 Grass Green	54-125994	33.93
5996 Cerulean Blue	54-125996	33.93
5997 Hunter Green	54-125997	33.93
5998 Van Dyke Brown	54-125998	24.80

ROSCO FLUORESCENT PAINTS

Vivid, vinyl acrylic colors that are visible and brighter in normal light, and fluorescent under UV black light.

Color	Qt Item	Price/Qt	Gal Item	Price/Gal
5779 White	54-125779	\$36.32	54-135779	\$110.06
5780 Red	54-125780	36.32	54-135780	110.06
5781 Orange	54-125781	36.32	54-135781	110.06
5782 Yellow	54-125782	36.32	54-135782	110.06
5783 Green	54-125783	36.32	54-135783	110.06
5784 Blue	54-125784	36.32	54-135784	110.06
5785 Inv. Blue	54-125785	38.93	54-135785	135.07
5786 Pink	54-125786	36.32	54-135786	110.06
5787 Gold	54-125787	39.15	54-135787	115.71

ROSCO IDTINGS PAINT

This concentrated casein scene paint dries to a super flat, non-reflective finish which can be easily touched up. It is perfect for scrims, backdrops and other porous surfaces and can be easily diluted with water to reduce costs without losing color vibrancy.

Color Name	BMI Item (Gallons)	Price / Gallon
5551 White	54-135551	\$47.63
5552 Black	54-135552	53.94
5553 Yellow Ochre	54-135553	53.94
5554 Burnt Umber	54-135554	53.94
5555 Raw Sienna	54-135555	53.94
5556 Burnt Sienna	54-135556	53.94
5557 Raw Umber	54-135557	53.94
5558 Van Dyke Brown	54-135558	53.94
5559 Ultramarine Blue	54-135559	67.43
5560 Red	54-135560	67.43
5561 Dark Red	54-135561	87.65
5562 Bright Red	54-135562	87.65
5563 Orange	54-135563	87.65
5564 Emerald Green	54-135564	67.43
5565 Chrome Oxide Green	54-135565	67.43
5566 Lemon Yellow	54-135566	87.65
5567 Golden Yellow	54-135567	87.65
5568 Purple	54-135568	87.65
5569 Magenta	54-135569	87.65
5570 Turquoise Blue	54-135570	67.43
5571 Dark Green	54-135571	67.43
5572 Cerulean Blue	54-135572	67.43
5573 Navy Blue	54-135573	67.43

ROSCO VIVIDFX

Rosco's VividFX series of colors combines a wide palette of 13 colors, brilliant fluorescence and one coat coverage and opacity in one remarkable paint formulation. Best applied by spray gun over a white base coat. Gallons also available, see website!

Color	Pint Item	Price/Pint	Quart Item	Price/Quart
6250 Bright White	54-116250	\$33.93	54-126250	\$60.68
6251 Lemon Yellow	54-116251	37.63	54-126251	67.43
6252 Orange Sunset	54-116252	33.93	54-126252	60.68
6253 Orange	54-116253	33.93	54-126253	60.68
6254 Scarlet Red	54-116254	33.93	54-126254	60.68
6255 Hot Pink	54-116255	33.93	54-126255	60.68
6256 Magenta	54-116256	33.93	54-126256	60.68
6257 Violet	54-116257	33.93	54-126257	60.68
6258 Deep Blue	54-116258	33.93	54-126258	60.68
6259 Brilliant Blue	54-116259	33.93	54-126259	60.68
6260 Aquamarine	54-116260	33.93	54-126260	60.68
6261 Elec. Green	54-116261	33.93	54-126261	60.68
6262 Deep Green	54-116262	33.93	54-126262	60.68

PAINT



ARTIST CHOICE PAINTS

The ARTIST'S CHOICE palette consists of deep, pure hues designed for theatre, film and display work. The paints are saturated color pigment suspended in an acrylic-like medium that provides superior hiding, absorption, and sag resistance. These vivid colors blend easily and are designed to be extended with water. Colors dry fast to a deep, non-reflective finish. Opaque results are achieved mixing 1 part paint - 3 parts water. Translucencies are achieved mixing 1 part paint - 5/10/15/20 parts water. ARTIST'S CHOICE paints adhere well to most surfaces.

Color Name		BMI Item - Pint	Pint Price	BMI Item - Quart	Quart Price	BMI Item - Gallon	Gallon Price
7701 Daylight Blue		54-217701	\$15.11	54-227701	\$20.08	54-237701	\$55.35
7702 Midnight Blue		54-217702	16.43	54-227702	21.91	54-237702	57.30
7703 Pthalo Blue		54-217703	15.11	54-227703	20.08	54-237703	55.35
7704 Ultramarine Blue		54-217704	18.33	54-227704	24.35	54-237704	63.57
7705 Royal Purple		54-217705	18.29	54-227705	24.23	54-237705	71.51
7706 Magenta		54-217706	18.29	54-227706	24.23	54-237706	71.51
7707 Rich Red		54-217707	18.27	54-227707	24.23	54-237707	71.51
7708 Bright Red		54-217708	17.28	54-227708	22.90	54-237708	66.81
7709 Orange		54-217709	17.28	54-227709	22.90	54-237709	66.35
7710 Golden Yellow		54-217710	16.90	54-227710	22.39	54-237710	65.12
7711 Primary Yellow		54-217711	16.90	54-227711	22.39	54-237711	65.12
7712 Primary Green		54-217712	15.49	54-227712	20.58	54-237712	55.63
7713 Pthalo Green		54-217713	17.80	54-227713	23.61	54-237713	64.69
7714 Oxide Green		54-217714	16.43	54-227714	21.79	54-237714	57.42
7715 Yellow Ochre		54-217715	12.69	54-227715	16.79	54-237715	43.06
7716 Raw Sienna		54-217716	12.69	54-227716	16.79	54-237716	43.06
7717 Burnt Sienna		54-217717	12.69	54-227717	16.79	54-237717	43.06
7718 Burnt Umber		54-217718	12.69	54-227718	16.79	54-237718	43.06
7719 Raw Umber		54-217719	12.69	54-227719	16.79	54-237719	43.06
7720 Masking Black		54-217720	12.69	54-227720	16.79	54-237720	41.31
7721 Neutral Tone Gray		54-217721	12.41	54-227721	16.49	54-237721	38.97
7722 White		54-217722	11.77	54-227722	15.56	54-237722	38.41
7723 Double White		54-217723	12.81	54-227723	17.04	54-237723	42.76
7724 Gold Metallic		54-217724	20.69	54-227724	30.08	54-237724	83.30
7725 Silver Metallic		54-217725	20.69	54-227725	30.08	54-237725	83.30
7727 Copper Metallic		54-217727	20.69	54-227727	30.08	54-237727	83.30
7728 Van Dyke Brown		54-217728	12.69	54-227728	16.79	54-237728	43.06
7730 Navy Blue		54-217730	16.79	54-227730	21.79	54-237730	55.85
7731 Dark Red		54-217731	18.27	54-227731	24.23	54-237731	71.51
7732 Emerald Green		54-217732	16.43	54-227732	21.79	54-237732	57.42

TOUGH 'N WHITE PRIMERS

Standard - For all types of materials. Remains flexible, good for bendable surfaces. Strong adhesion, dries white. Dries fast in about 30 minutes.

Metal - Primer for metals and hard to grip surfaces. Rust inhibitor prevents corrosion. Superior adhesion grips non-porous surfaces. Dries white.

Type	Gallon Item	Gallon Price	5-gallon Item	5-gal Price
Standard	54-237450	\$41.96	54-257450	\$187.22
Metal	54-237460	46.51	54-257460	207.32



PAINT

PLASTIC VARNISH



Protective coating for all types of porous and non-porous surfaces including stage floors, scenery, exhibits, costumes, masks, properties and crafts. Dries clear. Excellent binder/extender for mixing pigments, paints, and dyes. Designed to be extended with water for large area coverage.

Size	Gloss Item	Gloss Price	Flat Item	Flat Price
Quart	54-227602	\$ 19.76	54-227601	\$ 19.76
Gallon	54-237602	41.09	54-237601	41.09
5-gallon	54-257602	183.96	54-257601	183.96

ROSCO CLEAR GLOSS & FLAT ACRYLIC

These clear acrylic mediums are designed to be diluted with water and applied as an overcoat.

Description	BMI Item	Price
5580 Clear Gloss, Gallon	54-135580	\$ 42.20
5580 Clear Gloss, 5-gal.	54-155580	189.01
5581 Clear Flat, Gallon	54-135581	42.20
5581 Clear Flat, 5-gal.	54-155581	189.01



ROSCO PREMIERE CLEAR



Premiere Clear is an advanced urethane coating ideal for sealing and protecting painted finishes, floors, and high-traffic areas. Durable and abrasion resistant. Odorless. May be thinned with water, perfect for faux finishes and glazing applications. Dries to touch in 1 hour, full cure is 24 hours.

Finish	Gallon Item	Gallon Price
Premiere Clear Gloss	54-136810	\$69.00
Premiere Clear Satin	54-136820	69.00
Premiere Clear Flat	54-136830	69.00

BASIC COATINGS SQUEAKY CLEANER



Tough on dirt, gentle on floors and cleans without leaving a residue. Squeaky is an excellent commercial-grade cleaner for all wood and laminate floors, offering a deep, intensive cleaning. Removes household waxes, oils, and polishes. Squeaky is typically a pre-cleaner during the finish or recoating process. Concentrated, typical dilution is 1 part cleaner to 4 parts water. Made in the USA.

Squeaky Cleaner, 1 gallon #59-5BCSC3.....	\$19.25
Squeaky Cleaner, 5 gallon #59-5BCSC5.....	82.50

QUESTIONS ABOUT WHICH PRODUCT TO USE?

OUR SALES TEAM HAS MANY YEARS OF
IN-THE-FIELD EXPERIENCE

USING ALMOST EVERY PRODUCTS WE OFFER.

GIVE US A SHOUT!

PHONE: 800.836.0524

basic COATINGS®

STREETSHOE NXT

StreetShoe NXT Waterbased Wood Floor Finish with XL Catalyst is a waterbased system formulated especially for high traffic wood floors. It provides a clear finish that remains unmatched in performance and durability.

StreetShoe NXT contains special UV inhibitors that provide even more protection for your floor from the sun's harmful rays. Additional highlights include:

- 450 - 650 sq. ft. coverage
- 275 VOC: LEED compliant
- 2 - 3 hour dry time; 90% cure in 24 hours
- Mild odor, easy to apply, cleans up with water
- Multiple sheen options

Our staff has used this in active theatres and found it one of the most durable finishes available. Use the Squeaky Cleaner below for regular maintenance. Prices below include catalyst. Additional catalyst available.

Sheen / Size	Item Number	Price
Super Matte, Gallon	54-736743	\$106.33
Satin, Gallon	54-736643	106.33
Satin, 5-Gallon	54-756605	493.78
Semi-Gloss, Gallon	54-736543	106.33
Semi-Gloss, 5-Gallon	54-756505	493.78
Gloss, Gallon	54-736443	106.33
Gloss, 5-Gallon	54-756405	493.78
Extra Catalyst, 3oz	54-7F1712	13.89

BASIC COATINGS PUREMATTE

PureMatte is a two component matte waterbased wood floor finish specifically formulated to preserve the natural matte look of wood. PureMatte provides commercial durability, excellent wear resistance and clean-ability with a classic matte look.

Sheen / Size	Item Number	Price
PureMatte, Gallon	54-736343	\$118.57
PureMatte, 5-Gallon	54-756305	562.49
Extra Catalyst, 3oz	54-7F1712	13.89



GLUES AND COATINGS

SCULPT OR COAT

The original **clear** foam coating. This versatile construction tool creates a tough, flexible plastic coating. Great for walkables, sitables, and touring pieces. Fantastic adhesive - sticks to practically everything! Binds textures. Air cures. Sculptors with fabric or paper pulp. Save time! Color with Artist's Choice saturated paints before applying and you can tough coat, base paint, texture, and protect all in one easy step.



- Sculpt or Coat, Quart** #54-227501 **\$ 29.17**
- Sculpt or Coat, Gallon** #54-237501 **56.02**
- Sculpt or Coat, 2-gallon** #54-247501 **106.04**
- Sculpt or Coat, 5-gallon** #54-257501 **250.56**

ROSCO CRYSTAL GEL

Rosco CrystalGel is a clear plastic-like coating that can be applied to virtually any scenic surface and dries to a flexible, translucent, paintable surface in a few hours. Once dry, CrystalGel can be carved or rolled without peeling or cracking. Sawdust, ground cork or other products can be added to create a variety of textures. Non-toxic, water-based, one gallon will cover about 250 square feet depending on thickness.



- Crystal Gel 1 Gallon** #54-137400 **\$ 59.81**
- Crystal Gel 5 Gallon** #54-157400 **255.35**

ROSCO FLEXCOAT

Flexible, non-toxic, water-based coating for polyurethane foam, styrofoam, and ethafoam. Provides excellent adhesion to a wide variety of substrates. Flexcoat contains no plasticizers so it will not become brittle with age or exterior exposure. Weatherproof and fire retardant, provides one-coat protection.

- Flexcoat 1 Gallon** #54-137120 **\$ 59.81**
- Flexcoat 5 Gallon** #54-157120 **255.35**

ROSCO FOAMCOAT

Water-based, flame retardant protective coating for all rigid foams. Dries to a very hard durable coating that resists chipping and cracking yet can be sanded smooth or carved with detailing. Useful on heavily abused scenery or props. Can also be used as a texturing agent to create patterns like bark, stonework, and other scenic elements.



- Foamcoat 1 Gallon** #54-137100 **\$ 59.81**
- Foamcoat 3.5 Gallon** #54-167100 **189.57**

JAXSAN 600 SCENIC COATING

A great product originally made for the roofing industry that found its way into theatre and scenic construction. JAXSAN is an acrylic latex coating that forms a fiber-reinforced rubbery skin on nearly any surface and is popular for foam sculpture. JAXSAN is available in three consistencies so that it can be applied by brush/roller, special sprayer, or trowel. Weather resistant, flame retardant, water thinnable and non-hazardous. Standard paints adhere to JAXSAN without flaking. More options on website!



Description	BMI Item	Price
White, Brush, Gallon	54-6360BW	\$ 43.23
White, Brush, 2-Gal.	54-6460BW	84.04
White, Brush, 5-Gal.	54-6560BW	203.44
White, Trowel, 5-Gal.	54-6560TW	203.44
Light Gray, Brush, Gallon	54-6360BL	43.23
Light Gray, Brush, 2-Gal.	54-6460BL	84.04
Light Gray, Brush, 5-Gal.	54-6560BL	203.44
Light Gray, Trowel, 5-Gal.	54-6560TL	203.44

ROSCO FLEXBOND

FlexBond is a clear, flexible scenic glue which bonds many porous and non-porous scenic materials. Rosco FlexBond dries to a clear, hard, yet pliable coating that does not suffer from the "tackiness" common in many other flexible glues. FlexBond is water-based and safe to use.



- FlexBond 1 Gallon** #54-137500 **\$ 41.11**
- FlexBond 5 Gallon** #54-157500 **174.65**

30NF GREEN GLUE

This green, waterbased contact adhesive is non-flammable and can be applied by spray, brush, or roller. Bonds most foamed plastics, plastic laminate, wood, plywood, and canvas to themselves and each other. Non porous surfaces typically require only one coat while porous surfaces may require two coats.



- Fastbond 30NF, Gallon** #54-4330NF **\$102.50**
- Fastbond 30NF, 5 Gallon Pail** #54-4530NF **351.25**

3M 78 SPRAY ADHESIVE

3M 78 Spray Adhesive targets spray for efficient use of adhesive in bonding most foam insulation, including expanded polystyrene and extruded polystyrene. Clear in color. Will not eat away foam board. One 24oz can will cover up to 130 square feet.

- Spray 78 - 24oz** #54-4D0078 **\$20.85**

**QUESTIONS ABOUT WHICH PRODUCT TO USE?
GIVE US A SHOUT!**

**MANY OF OUR SALES TEAM HAVE YEARS OF
EXPERIENCE IN SCENIC CONSTRUCTION!**



SCENE SHOP SUPPLIES



CORONA PAL SERIES BRUSHES

Natural white China bristles. Unlacquered beavertail handle, stainless steel ferrule, hand formed chisel. 9/16" thick, 2-15/16" bristle length.

Description	Item Number	Price
Corona PAL 2" Wide	55-60001	\$12.54
Corona PAL 3" Wide	55-60002	18.67
Corona PAL 4" Wide	55-60003	25.17

CORONA OIL-STAIN-IT LAY-IN BRUSHES

Four-row construction, detachable handle, stainless steel ferrule with natural white China bristles. 1-1/4" thick, 2-15/16" bristle length.

Description	Item Number	Price
Corona OIL-STAIN-IT 4" Wide	55-60004	\$30.63
Corona OIL-STAIN-IT 5" Wide	55-60005	34.89
Corona OIL-STAIN-IT 6" Wide	55-60006	41.25

CORONA MAJESTY LAY-IN BRUSHES

Five-row construction, Dupont Chinox bristles, detachable grip, stainless steel ferrule. 1-1/2" thick, 3-15/16" bristle length.

Description	Item Number	Price
Corona Majesty 4" Wide	55-60008	\$45.22
Corona Majesty 5" Wide	55-60009	54.79
Corona Majesty 6" Wide	55-60010	60.97

CORONA CHINA FLEET 7"

Massive 7" brush with natural black china bristles, detachable grip, stainless steel ferrule. 1-1/2" thick, 4-3/16" bristle length.

Corona China Fleet 7" #55-60007 \$83.28

FINELINE SCENIC BRUSHES

Professional lining brushes made to our specifications. The bristles are long, extremely elastic, responsive, and specially bound to withstand the rigors of water soluble glues and paints.

BMI Item	Brush Width	Brush Length	Price
55-10018	1/4"	1-1/2"	\$ 8.64
55-10017	1/2"	1-5/8"	9.59
55-10016	3/4"	2"	13.45
55-10015	1"	2-1/4"	18.15
55-10013	1-1/2"	2-3/4"	25.85
55-10012	2"	3"	32.52
55-10010	3"	3-1/2"	49.75

3 Brush Set - 1/2", 1", 2" - #55-10021..... \$55.00

6 Brush Set - 1/4" thru 2" - #55-10022 \$98.50

ROSCO IDDINGS BRUSHES

Professional quality, but priced within the budget of scene painting students. All brushes feature a seamless ferrule and natural bristles.

7-brush includes 1/4" through 2" brushes. 8-brush adds a 3" brush.

7-Brush Set #55-27KIT..... \$117.25

8-Brush Set #55-28KIT..... 159.00



HUDSON TEK HAND SPRAYER

Made of high impact polyethylene which holds 2.5 liters. Supply tube strainer prevents clogging. Nozzle adjusts from mist to long range spray.

TEK Hand Sprayer #55-49142 \$30.71

HUDSON INDUSTRI SPRAYER

2.5 gallon epoxy coated galvanized steel. Designed specifically to spray thicker compounds and curing products with ease! Large Simplex opening allows filling without removing pump. Brass pump, Viton seals and gaskets, solvent-resistant Goodyear hose, heavy-duty control valve.

Model 91003CCV 2.5 gallon #55-43CCV \$101.89

HUDSON PROFESSIONAL SPRAYER

Top quality sprayer with rugged stainless steel tank. T-handled precision brass pump assembly is separate from tank cover, allowing the pump assembly to stay clean while refilling (instead of picking up dirt from resting on the ground). Large Simplex inner seal allows easy filling and cleaning. Viton soft parts, power sprayer hose with curved brass wand. Multi-Jet-4-way nozzle with Drip-not wand yields professional results and clean work area.

Model 92781 1 gallon #55-42781 \$358.68

Model 92782 2 gallon #55-42782 376.29

5500XB Conical Spray Tip #55-400XB 21.00

CHARCOAL STICKS

8mm-10mm Thick, Box of 12 #55-90106 \$10.50

NATURAL SPONGE

The best for textures and other techniques. Approximately 6" round.

Natural Sponge #55-91006 \$7.95

POWDERED VINE CHARCOAL

Very fine powder. Excellent for pouncing. 6 oz. jar. Powder Charcoal #55-3PWVC \$10.00

BOGUS PAPER

A 90 lb. gray absorbent paper. Placed under your drop or scrim during painting, it helps to avoid puddling and aids drying. Will not pucker or adhere to drops.

Bogus Paper 60" x 150 yds. #55-3BP60 \$145.00



SCENE SHOP SUPPLIES

ETHAFOAM ROD

A round foam rod that can be used whole, halved, or quartered. Great for sets and props, bendable, easy to cut. Comes in reels except for 1-1/2" & 2" which come in 6' sticks. Call for other odd sizes.

Diameter	Feet/Case	Full Case Item	Price
1"	600'	56-320000011	\$158.45
1-1/2"	396'	56-320001121	241.54
2"	228'	56-320000021	260.78

Diameter	Small Pkg	Small Pkg Item	Price
1"	100'	56-320000014	\$42.69
1-1/2"	60' (10 @ 6')	56-320001124	65.00
2"	60' (10 @ 6')	56-320000024	102.94

ROSCO MIRRORS

Silver Shrink Mirror is designed to be tacked to frames and then shrunk with heat for optical clarity. The other mirrors all offer excellent mirror surfaces in a metallized self extinguishing plastic format. All rolls are 30' long.

3906 Flexible Silver 48"	#57-103906	\$ 77.50
3909 Silver Shrink 54"	#57-103909	152.25
3925 Thin Silver 60"	#57-103925	45.50
3927 Thin Gold 60"	#57-103927	45.50
3930 Rigid Gold 51"	#57-103930	104.00
3931 Rigid Silver 51"	#57-103931	104.00

VACUFORM

BMI Supply carries a wide range of vacuform panels and objects. Below are a handful of popular items:

- Brick panels
- Cinderblock panels
- Fieldstone panels
- Shingle roof
- Dental mouldings
- Spanish tile
- Fire hydrants
- Radiators

Many styles require trimming and/or finishing. Special shipping considerations apply. **Please call or email to discuss your project in detail!**

CUTRITE HOT KNIFE



This is a variable power control heat cutter by Demand Products, maker of professional hot knife tools. Features 190W of power and includes Hot Foam Cutter Knife Tool, 4" & 6" Hot Knife foam

cutter blades, original Hot Knife blade adapter, case, and Hot Knife cleaning brush. Heats up in seconds! Blades cut expanded polystyrene EPS foam and extruded polystyrene XPS foam. Also features spring-loaded safety trigger.

CutRite Hot Knife Kit # 56-1100HKTCR\$177.45



HOT WIRE FOAM FACTORY

Most tools in the entertainment industry used for cutting and sculpting foam are designed for the construction industry. These affordable tools are designed with the artisan in mind. We put them to the test and found them to be equally as effective as conventional knives, incredibly nimble and comfortable to use over long periods. Take a look and call us with any questions.

HOT KNIFE: Like a hand-held scroll saw and power drill for foam. The blades are made from thin tough steel with a unique round shape that slices quickly and cleanly in any direction.

FREEHAND ROUTER: Rigid cutting wire can be bent into any shape. Great for custom contours and working in awkward spaces.

SCULPTING TOOL: Great for freehand sculpting, carving, and scroll cutting. The arms pivot so the wire can be taut or looped outward. Features on/off slide switch in handle.

ENGRAVER: Only the pointed tip heats up, making it perfect for detail work.

KITS:

Kits below include the tools, case, wires/blades, and the Multi-Heat Power Supply. Call for other kits, tools, and replacement wires and blades.

Sculpting Tool + 6" Hot Knife Kit #56-4100K43P6	\$152.96
Freehand Router + 6" Hot Knife Kit #56-4100K44P6	134.96
Pro 4-in-1 Kit Includes all four tools #56-4100K47P6	197.96
Sculpting Tool Only #56-410000004	22.46
Freehand Router Only #56-410000018	26.96
Pro 8" Hot Knife Only #56-41000035P	44.96
Multi Heat Power Station #56-410000014	89.96

COMPOUND BOW CUTTER

The 2' x 4' Compound Bow Cutter can be configured as 2' or 4' long by 6" or 18" deep. Round aluminum tubing coated in tough rubber for secure grip. Convenient switch is right on the tool. Includes variable power supply, four 2' and four 4' long life Hot Wire blades, and 3 snap-clamps for storage or using as a workbench cutter. Quickly collapses for transport and storage.

Compound Bow Cutter #56-41000050A	\$206.96
2' Wires (4-pack) #56-4100006B2	17.96
4' Wires (4-pack) #56-4100006B4	17.96



FLAME RETARDANTS

ROSCOFLAMEX PA

"PA" = Paint Additive. One bottle treats one gallon of paint. Useful for treating scenic materials that cannot easily be treated by other methods and for supplying the additional protection of a fire retardant paint coating to scenic elements. Always best to treat substrate materials first, then apply paint treated with PA. Not for use with oil based paints or metallic paints. 8oz bottle.

"PA" Paint Additive #54-1E79PA \$13.25



ROSCOFLAMEX WD

Use Roscoflamex WD to treat wood and cellulosic materials. Plywood, board stock, sheet goods, hay, acoustical tile and other common materials can all be rendered flame retardant with Roscoflamex WD. After the Roscoflamex WD treatment has dried fully, wood materials can be painted or stained without affecting the flame retardance. 1 gallon.

"WD" Raw Wood #54-1379WD \$59.01



ROSCOFLAMEX NF

Most natural fibers can be effectively treated using Roscoflamex NF. Among the many fabrics commonly used in scenery or costumes, use Roscoflamex NF on cotton, muslin, scrims, cotton netting, natural velours, wools, linens, natural felts, and most other decorative, garment or upholstery fabrics made with natural fibers. Easy to use, with no greasy after effects, Roscoflamex NF is the best solution for insuring your scenery and props meet local fire regulations. 1 gallon.

"NF" Natural Fibers #54-1379NF \$39.73



ROSCOFLAMEX SF

Treating synthetic fabrics can be difficult since the synthetic threads of the fabric do not absorb liquids in the same manner that a natural fiber does. Roscoflamex SF will treat many synthetic fabrics, such as polyesters, nylons, acrylics and rayons, as well as most cotton/synthetic blends. Always test a sample to ensure compatibility and effectiveness. Leaving no residue or powdery build up, Roscoflamex SF simplifies the task of insuring all your softgoods and scenic fabrics will meet the Fire Marshall's expectations. 1 gallon.

"SF" Synthetic Fiber #54-1379SF \$59.01



ROSCOFLAMEX PC

Roscoflamex PC was formulated specifically to treat the many paper products commonly used in props and scenery construction. 1 gallon.

"PC" Paper & Cardboard #54-1379PC \$59.01

ROSCOFLAMEX DF

Roscoflamex DF is a gentle solution that maintains the qualities of delicate, soft drape fabrics. Good for lace, chiffon, silk, etc. 1 gallon.

"DF" Delicate Fiber #54-1379DF \$59.01

FLAME OUT II

Polymer-based liquid concentrate that is used to treat most natural and synthetic fabrics specifically cottons, silks, nylons, polyester, rayons, and blends. FLAME OUT II is also effective on cellulose such as paper, wood, foam core and other like materials. FLAME OUT II meets or exceeds MVS302, NFPA 701, ASTM E-84, UFAC Class 1, and FAA vertical and horizontal. NON-TOXIC. **Mix with an equal amount of water 1:1. Coverage (per diluted gallon) can vary; approximately 350-500 square feet.**

1 Gallon (Yields 2 gallons) #54-93FOII \$ 49.75
5 Gallon (Yields 10 gallons) #54-95FOII 214.50

TIPS & TRICKS:

- **TO ENSURE COMPATIBILITY AND EFFECTIVENESS, ALWAYS TEST FR TREATMENT ON SAMPLE FABRIC/PIECE BEFOREHAND.**
- **WHEN TREATING PRODUCTION PIECES, DUPLICATE EXACT TREATMENT PROCESSES ON TEST PIECES FOR USE BY FIRE MARSHALL OR OTHER AUTHORITY HAVING JURISDICTION.**

DRAPERY CLEANING & TREATMENT

BMI Supply is pleased to offer drapery dry-cleaning and FR (flame retardant) treatment services. The process includes thorough cleaning, minor repairs, and FR treatment by immersion method. This results in a completely refreshed and safe drapery. Typical turnaround time is 2-3 weeks, but can vary depending on job size and overall workload. Please plan accordingly. In some cases, certain fabrics may not be well-suited to this process. Additionally, some draperies may be deemed too frail or worn to be effectively treated. It may be more cost-effective to purchase new draperies than to clean & treat old ones. **Please call or email with your drapery size & fullness (pleating) information for a comprehensive quote.**

LIGHTING ACCESSORIES



EZ-Fit Glove



Hot Hand Gloves



SETWEAR EZ-FIT GLOVES

Gloves designed for the entertainment industry! Padded Spandex top, breathable Clarino synthetic leather palm, smooth surface thumb and index finger eases detailed handling. Hidden interior stitching eliminates snagging. XS to XXL sizes.

EZ Fit Gloves #25-11004X..... \$18.95

SETWEAR HOT HAND GLOVES

Great for electricians! Palms, tops, and thumbs have Thinsulate and a second layer heat resistant leather to provide extra protection. Designed with an easy entry wide opening longer elastic cuff.

Hot Hand Gloves #25-1100XX..... \$47.81

SETWEAR GLOVE CLIP

Insurance for your gloves! Molded construction with small Setwear logo. Fits belts up to 3" wide. Secures with simple button snap.

Molded Glove Clip #25-110039.....\$9.55

SETWEAR COMBO TOOL POUCH

Above pouch w/tape measure holder & glove clip on the side. Holds up to 33' tape measure (most models). Fits up to 3" wide belts with secure sewn loop. Hook and loop flap. 7.5" tall x 6.5" wide. Our most popular pouch yet.



Combo Tool Pouch #25-110020.....\$30.67

SETWEAR TOOL LEASH



Made with polyurethane cord with a nylon core for added durability. Attach to your wrist, belt, scaffolding, scissor lift, or trussing. Black. Includes wristband, alloy snap hooks. Cheap insurance against dropping tools!

Tool Leash #25-110023.....\$18.44



BTS Wrench

APOLLO BTS WRENCH

Save time and space with a 2-in-1 wrench designed specifically for the lighting professional. The adjustable end's wide capacity jaw allows you to work with more fastener sizes and the openings on the other end handle many common wrench needs. Sales benefit ESTA's Behind The Scenes Foundation!

Apollo BTS Wrench #25-280001..... \$69.00



Ultimate Focus Tool

Ratcheting Ultimate Focus Tool



Flat Focus Tool



ULTIMATE FOCUS TOOL

Fits bolts on a standard C-clamp. Slots fit most wing nuts, thumb screws, smaller shackle bolts, and most yoke handles. Other features: Integrated pin splitter, tie-off, and a continuity tester for Stagepin, Twistlock and Edison connectors. Opens a cold beverage when you're done using all the other features. Machined from aluminum, coated with a hard anodized finish.

Ultimate Focus Tool #25-240001.....\$72.75

RATCHETING ULTIMATE FOCUS TOOL

Includes all features from the Ultimate Focus Tool (see above), with the addition of a robust ratcheting assembly which cleverly accommodates all bolts typically found on C-clamps.

Ratcheting UFT #25-240003.....\$97.00

FLAT FOCUS TOOL

Simple straightforward tool designed to be light, compact, useful, and economical. Graduated slots grab most clamp nuts/bolts.

Flat Focus Tool #25-240004.....\$20.00

ALTMAN WRENCH

An industry classic.



Altman Wrench #25-020001.....\$15.20

MEGA COMBO WRENCH

This 2.75" long wrench fits all your C-clamp bolts AND fits in your pocket.



Mega Combo Wrench #25-070001.....\$8.50



LF 3

LF 5

LF 6

APOLLO LITTLE FOCUS WRENCHES

Save time and space with these versatile focusing wrenches designed for the lighting professional. Many openings accommodate most fixture & clamp bolts.

Little Focus 3 #25-280002.....\$17.50

Little Focus 5 #25-280003..... 31.95

Little Focus 6 #25-280004..... 33.95

LIGHTING ACCESSORIES



GEL SHEETS

All sheets 20" x 24" unless noted. XXXX in item numbers reflect color number.

Item Description	Item Number	Price
Roscolux	29-12XXXX	\$7.29
GAM Color	29-32XXXX	7.29
GAM Heat Shield	29-320099	7.29
Lee Color 21" x 24"	29-220XXX	6.25
Lee Color HT 21" x 22"	29-221XXX	8.30
Apollo Gel (10 sheet min)	29-42XXXX	5.99

GEL ROLLS

Roscolux 24" x 25'	29-11XXXX	\$107.31
GAM Color 24" x 50'	29-3DXXXX	149.61
GAM Heat Shield 24" x 50'	29-3D0099	149.61
Lee Color 48" x 25'	29-210XXX	141.10
Lee Color HT 46" x 13'	29-211XXX	124.50
Apollo 24" x 25'	29-41XXXX	72.98

LEE GEL QUICKROLLS

Save time and money with Lee Quick Rolls! Each roll is 25' long with your choice of standard gel frame widths such as 6.25", 7.5", 10", etc. Color is ready for framing with just one cut, saving you time and eliminating gel waste! Pricing on quick rolls is 20% - 30% cheaper than buying gel in sheets. Choose from the entire Lee color palette (except HT series).



Width	# Cuts/roll	Item Number	Roll Price
6.25"	48	29-2GXXXX	\$23.34
7.50"	40	29-2HXXXX	28.01
10.00"	30	29-2IXXXX	37.35

GEL CABINET

Sick and tired of flimsy cardboard storage drawers? Take a look at this hand crafted solid wood gel storage cabinet from the fine folks at Apollo Design.



Measuring 23" x 26" x 17" tall, this cabinet has 10 easy-access sliding shelves that each hold 50 sheets of gel. Optional caster base provides easy transport. Interlocking dowels provide stability for stacking multiple modules.

Gel Storage Cabinet #65-10004	\$375.00
Caster Base #65-10012	100.00

APOLLO GEL WRAP

These gel wraps feature scored seams shaping the gel tube into a triangle that can be split open and fed along a fluorescent tube and fitted into place. This means the fluorescent tube can remain installed, saving installation labor/time and avoiding tricky handling of fragile lamps.



Gel Wraps are shipped and stored flat. Available in any Apollo gel color.

T5 (1/2" diameter) - 48" #29-4TXXXX	\$15.53
T8 (1" diameter) - 48" #29-4NXXXX	16.43
T12 (1-1/2" diameter) - 48" #29-4LXXXX	17.33

ROSCO QUICK COLOR SLEEVES

An excellent and economical choice to color correct fluorescent tubes for television and film production. Decorative colors available to enhance retail displays, holiday attractions, and more. Quick, easy, and reusable. Fold flat for transport and storage. Specify Roscolux Color. 48" (T5, T8, or T12) #29-1AXXXX \$16.50
60" (T5, T8, or T12) #29-1BXXXX 20.50

GREASE PENCILS (CHINA MARKER)

Great for marking gel cuts.

White (Box of 12) #25-990001	\$11.00
Black (Box of 12) #25-990002	11.00

PAINT PENS

By popular demand, we have paint pens in stock! These are the real deal by Sanford / Sharpie. Opaque paint, acid free, water and fade resistant. Medium point tip. Great for marking fixture yokes, accessories, tools, and most turf that needs marking. Black and white standard, other colors available by special order.

Paint Pen, White #25-990013	\$3.15
Paint Pen, Black #25-990014	3.15

PERMACOLOR DICHOIC FILTERS

Rosco dichroic glass color filters offer the greatest color saturation and filter longevity of any color filter product. Permacolor reflects unwanted portions of the spectrum whereas standard (polycarbonate) filters absorb the unwanted portion (translating to heat problems and poor gel life). Excellent for permanent fixture installations in museums, churches, retail displays, etc. Not for use with wide angle fixtures (>40°). Special color frames required.

5.25" round (for 6.25" frame) #29-14XXXX	\$ 66.45
6.30" round (for 7.5" frame) #29-15XXXX	85.26
8.25" round (for 10" frame) #29-17XXXX	177.41
6.25" Frame #27-5097625	22.50
7.5" Frame #27-5099750	23.95
10" Frame #27-5097100	29.95



LIGHTING ACCESSORIES



GOBOS (PATTERNS, TEMPLATES)

Inexpensive way to add texture and effects to your lighting design. Thousands of designs from which to choose, please visit <http://shop.bmisupply.com/> gobos for our full listings! "X" in item numbers below represents pattern number (last 4 digits).

Item Description	Item Number	Price
Apollo Standard Steel	30-47XXXX	\$13.10
Rosco Standard Steel	30-17XXXX	13.40
Rosco Mesh Designs	30-17XXXX	20.65
GAM Standard Steel	30-37XXXX	13.40
GAM Half Tone (Mesh)	30-370TXX	20.65

CUSTOM GOBOS

We'll take your artwork and turn it into the highest quality gobo available. Digital artwork via e-mail is ideal. Most image formats supported. Quick turnaround - just 24-48 hours plus shipping time to you (steel only, glass slightly longer).

Item Description	Item Number	Price
Steel original design	30-47CCAM	\$72.75
Steel duplicates of same design (each)	30-47CDUP	29.75
Glass B&W / 1-color original	30-48ORIG	144.00
Glass B&W / 1-color duplicate	30-48DUPL	89.25
Glass 2-color original	30-42ORIG	319.50
Glass 2-color duplicate	30-42CDUP	246.50
Glass full color original	30-46ORIG	526.50
Glass full color duplicate	30-46CDUP	360.11

Lead time for all custom glass is 5 days + shipping time.
Rush service available.

APOLLO GLASS GOBOS

Apollo Designs has a sizeable library of excellent color glass gobos, with new designs added regularly. Check out all the designs on our website! Specify gobo size when ordering. Use with newer ellipsoidals with dichroic glass reflectors (e.g. Source 4, Phoenix, etc)



Apollo SuperRes B&W Glass #30-48XXXX	\$ 60.72
Apollo 1-Color #30-41XXXX	60.72
Apollo 2-Color #30-42XXXX	166.32
Apollo Multi-Color (3+ colors) #30-46XXXX	275.50

APOLLO CRUSHED DICHROICS



Stunning multi-color texture patterns made from small chips of dichroic color glass. Crushed Dichroics project bits of unaltered (white) light mixed within the color. Enhanced Dichroics project NO white light. Paired up with innumerable standard steel gobos, the design possibilities are endless. See website for gobo images!

Crushed Dichroic #30-44CDXX	\$60.25
Enhanced Crushed Dichroic #30-44EDXX	69.49

**FULL CATALOG OF GOBO DESIGNS
LOCATED ON OUR WEBSITE!**

SHOP.BMISUPPLY.COM/COLOR-GOBOS

ROSCO IMAGE PRO



Inexpensive solution for stunning full-color projections. Used in the iris slot of modern ellipsoidals, the ImagePro uses

Ipro color slides that last for 15-50 hours depending on fixture type and artwork design. Countless applications for theatre, industrials, museum signage, special effects, and much more. **Full slide library viewable at www.rosco.com.** DIY kit available for making slides with your printer. XXXX below = Rosco Slide Number.

Item Description	Item Number	Price
Rosco ImagePro	28-325100	\$321.93
Ipro Library Slide	30-1PXXXX	45.03
Custom Slide	30-197000	45.03
1-time DIY Kit	30-1P0DIY	33.32
IPro Slide Film - 10 Pack	30-1PSF10	37.73

ROSCO IMAGE GLASS GOBOS

Achieve stunningly textured lighting effects without breaking your budget. These unique glass patterns retract and bend light into intricate interweavings of light and grayscale images. For use in iris slot only.



Rosco Image Glass #30-13XXXX	\$42.92
---	----------------

ROSCO GLASS GOBOS

Rosco offers a wide variety of spectacular color glass gobos suitable for special events, concerts, theatres, and clubs. Use with newer ellipsoidals with dichroic glass reflectors (e.g. Source 4, Phoenix, etc)



Rosco B&W #30-18XXXX	\$ 69.30
Rosco 2-Color #30-12XXXX	122.43
Rosco Multi-Color (3+ colors) #30-16XXXX ..	285.67

ROSCO COLORIZERS

Glass patterns with multi-colored random patterns. Use together with a steel pattern for beautiful effects, including stained glass windows.

Colorizer #30-15XXXX	\$74.54
-----------------------------------	----------------


ROSCO PRISMATICS

Prismatic texture patterns made up of tiny chips of dichroic colored glass. Use them alone or with other patterns, steel or glass, or in a double Gobo rotator.

Prismatic #30-14XXXX	\$74.54
-----------------------------------	----------------

ROSCO COLORWAVES

These are Rosco Image Glass gobos coated in one of five dichroic colors, producing a unique combination of color, texture, shading, and blending.



ColorWaves #30-13XXXX	\$91.18
------------------------------------	----------------



LIGHTING ACCESSORIES



Littlite LW Desktop Series



Littlite L-3 Series w/CWB



Encore



Duet 2



Classic Music Stand Light

LITTLITE LW DESKTOP SERIES

Littlite Desk Lights utilize a fully integrated weighted base and dimmer assembly for a complete, no-assembly-required, desktop task lamp. Take it out of the box, plug it in, fire it up. Available in 12" and 18" lengths, quartz or LED.

LW-12-HI (Quartz) #26-LW12HI	\$100.75
LW-18-HI (Quartz) #26-LW18HI	100.75
LW-12-LED #26-LW12LED	126.25
LW-18-LED #26-LW18LED	126.25

ADDITIONAL LITTLITE ITEMS

Description	Item Number	Price
L-3/12 12" Gooseneck w/Dimmer, PSU	26-000L312	\$70.10
L-3/18 18" Gooseneck w/Dimmer, PSU	26-000L318	70.10
12X-HI 12" Gooseneck only w/XLR-3	26-0012XHI	64.70
18X-HI 18" Gooseneck only w/XLR-3	26-0018XHI	64.70
12XR-HI 12" Gooseneck w/90° XLR-3	26-012XRHI	78.30
18XR-HI 18" Gooseneck w/90° XLR-3	26-018XRHI	78.30
12G-HI 12" Gooseneck w/BNC	26-0012GHI	43.60
18G-HI 18" Gooseneck w/BNC	26-0018GHI	43.60
L-12-LED 12" LED Lampset	26-0L12LED	99.95
L-18-LED 18" LED Lampset	26-0L18LED	99.95
12X-LED 12" LED Gooseneck w/XLR-3	26-012XLED	77.15
18X-LED 18" LED Gooseneck w/XLR-3	26-018XLED	77.15
64111 (Q5) High Intensity Lamp	43-OS33247	4.75
CWB Cast Weighted Base	26-00000RB	26.80
RD Replacement Dimmer	26-00000RD	10.60
HH High-Int Hood w/O-rings	26-00000HH	9.00
OKIT O-rings (for HI and Low Int.)	26-000OKIT	3.25
OKITX O-rings for X-series goosenecks	26-000KITX	3.50
GXF10 Switching Power Supply	26-00GXF10	18.00

MIGHTY BRIGHT USB LIGHT

The 2 LED USB Light is a flexible task light that plugs into a USB port and illuminates your keyboard, paperwork, and that coffee you'll need during tech. Folds compactly for your computer bag.



MB 2 LED USB White #25-250001	\$12.79
MB 2 LED USB Red #25-250002	12.79

DOT-IT BACKSTAGE BLUE

Blue LED worklight perfect for road cases, light and sound boards, crossover lighting, and quick-change booths. Touch on/off sensor. Includes magnetic, velcro, and adhesive backing options. Operates on 3 AAA batteries (included). 7" x 1.81" x 1.125"



Dot-it Backstage Blue #67-90001	\$12.95
--	----------------

ENCORE MUSIC STAND LIGHT

Encore contains six white, energy-efficient LEDs along with an integrated back fin to shield the light from the audience. Power switch offers two brightness levels. Comes with an AC adapter and a black travel bag. **Encore Music Stand Light #61-900005..... \$44.90**

DUET 2 MUSIC STAND LIGHT

Unique dual head LED music stand light provides more flexibility and control than traditional music stand lights. Features strong grip clamp and power via AAA batteries (3, not included) or AC adapter (included). 20 hours typical on AAA batteries. **Duet 2 Music Stand Light #61-900002..... \$31.99**

CLASSIC MUSIC STAND LIGHT

Made of heavy duty metal with a black powder coat finish. Comes with a T-10, 40W lamp, on-off switch, and 6 foot cable with Edison plug. Fits most stands with its secure spring clip. **Music Stand Light #61-500002..... \$25.75**



3-Watt Rescue3



Stage Tech Kit

LED FLASHLIGHTS

Phoebus LED Tactical Flashlights use the latest LED technology housed in Type III military grade anodized aluminum bodies. The 1-3 watt LED emitters produce a flawless bright white beam with up to a 100,000 hour lamp life. They are durable and water resistant, with a rear-mounted on/off switch and heavy duty clip. **1-Watt Nightshift Flashlight #25-230003..... \$27.55**
3-Watt Rescue3 Flashlight #25-230002..... 65.55



STAGE TECH FLASHLIGHT KIT

"Where was this when I was in production?" was the comment from many of the sales staff at BMI Supply. We all thought this was a very useful kit, which includes a 1-watt LED tactical convertible flashlight with AA body extender; a lantern attachment for general illumination; an adjustable mini tripod for task lighting; and a head band with lamp head bracket and battery pack for hands free illumination.

LED Stage Tech Kit #25-230001	\$94.05
--	----------------



LIGHTING ACCESSORIES



COLOR FRAMES

All items below are BLACK. White also available for some sizes.

Size and/or Typical Fixtures	Item Number	Price Each
6.25" (S4, Phx, Shakes., etc.)	27-1002350	\$ 5.31
7.50" (6" Fresnel, 360Q, etc.)	27-1002300	5.95
7.50" (S4 PAR, S4 ParNel, etc.)	27-1002487	6.12
10.00" (PAR64, 8" Fresnel)	27-1002322	12.24
12.00" (ETC S4 10°)	27-1002328	13.52
14.00" (ETC S4 5°)	27-1002329	18.70
ETC S4 Mini	27-3004MCF	5.00
PAR16 ("Birdie")	27-7PFR16B	3.00

DONUTS

All items below are BLACK. White also available for some sizes.

Size and/or Typical Fixtures	Item Number	Price Each
6.25" (S4, Phx, Shakes, etc)	27-1002250	\$ 6.89
7.50" (360Q, older ellipsoidals)	27-1002200	7.95
12" (S4 10°)	27-1002252	10.92
14" (S4 5°)	27-1002251	13.30
ETC S4 Mini	27-33A3038	5.00

PATTERN HOLDERS (METAL)

Sandwich style unless noted otherwise.

Fixture / Description	Item Number	Price Each
ETC S4 / Altman Phoenix B-size	27-1002160	\$ 7.57
ETC S4 / Altman Phoenix A-size	27-1002150	7.57
ETC S4 Junior M-size	27-1002165	7.57
Altman 360Q/Shakes	27-1002120	8.60
Strand SL B-size	27-1002144	8.51
Altman 3.5Q-PH	27-2035QPH	5.60
ETC S4 Mini	27-304MPHE	10.00

PATTERN HOLDERS (GLASS)

ETC S4 holders can be used in Altman Phoenix.

Fixture / Description	Item Number	Price Each
Rosco Universal Holder (Iris Slot)	27-5015786	\$18.00
ETC S4 B-size (Pattern Slot)	27-1002170	10.15
ETC S4 B-size (Iris Slot)	27-1002172	19.35
ETC S4 86mm (Pattern Slot)	27-1002173	10.15
ETC S4 86mm (Iris Slot)	27-1002178	19.35
ETC S4 A-size (Iris Slot)	27-1002171	22.02
ETC S4 Junior M-size (Pattern Slot)	27-1002175	10.15
ETC S4 Junior M-size (Iris Slot)	27-1002166	19.35
Altman 360Q/Shakes. (Pattern Slot)	27-1002130	10.15

IRISES

Fixture / Description	Item Number	Price Each
ETC Source 4 / Altman Phoenix	27-1002180	\$81.00
ETC Source 4 JUNIOR	27-1002185	81.00
Strand SL	27-1002186	81.00
Altman Shakespeare	27-200SDII	92.00

APOLLO FOIL

Versatile matte black aluminum foil that blocks unwanted light leaks and reflections from pesky lighting fixtures. In a pinch, with some arts & crafts skills, you can make quick donuts and top hats.

AP Foil 12" x 50' #27-9FOIL12.....	\$23.35
AP Foil 24" x 25' #27-9FOIL24.....	23.35

BLACKTAK

This self adhesive 2" x 75' light masking foil is heat resistant, won't melt, and won't leave a sticky residue on your equipment. Many uses.

Blacktak #08-9ZZ02BK.....	\$35.70
---------------------------	---------

BARNDOORS

All items are BLACK.

Fixture/Description	Item Number	Price Each
S4 PAR, S4 Fresnel	27-1002488	\$ 55.08
6" for 65Q (7.5" frame)	27-2006BD4	52.00
8" for 75Q (10" frame)	27-2008BD4	70.40
Kreios FL/FLX	27-1002542	117.45
Selador 11"	27-1002554	77.76
Altman 3" Fresnel (Inkie)	27-20100BD	36.00
Elektralite Eyeball	67-G0005	23.65
PAR16 Birdie	27-7P16BDR	18.65
Altman Q-Lite	27-20QLBD4	38.40



TOP HATS

Black. Half hat versions available, same price as full hats. "Short" versions also available. See website for additional info and item listings!

Size and/or Fixtures	Item Number	Price Each
6.25" (S4, Phx)	27-1002450	\$16.19
7.50" (360Q, 6" Fresnel)	27-1002400	17.43
7.50" (S4 PAR, ParNel)	27-1002480	17.43
10.00" (PAR64, 8" Fres.)	27-1002453	24.40
12.00" (S4 10°)	27-1002452	29.05
14.00" (S4 5°)	27-1002451	50.63
Selador 11"	27-1002550	30.25
ETC D60 6"	27-1002580	19.92
Stacker 6.25"	27-1002840	18.26
Stacker 7.50"	27-1002850	20.75
Stacker 10.00"	27-1002860	29.88

LIGHTING ACCESSORIES

MEGA-CLAMP

Extruded aluminum, black anodized, no rust, 14 oz., and rated for 600 lbs. working load limit.

Mega-Clamp, Black #27-9000MAB \$10.50



MEGA-SWIVEL

Same as Mega-Clamp above, but with pan nut added.

Mega-Swivel, Black #27-9000MVB \$12.95

CAST IRON C-CLAMP

Classic Altman #510 C-clamp (pipe clamp) fits a wide range of pipe sizes.

Altman 510 C-Clamp #27-2000510 \$10.40



BIRDIE CLAMP

A handy lightweight clamp that will work with a PAR16 birdie yoke AND fit standard 1.5" pipe battens!

Birdie Clamp (Mini-Clamp) #27-9000MNB \$6.65

ROSCO SURE CLAMP

No tools needed, grips 1.25" to 2.00". Closes automatically with weight.

Rosco Sure Clamp #27-5078020 \$50.01



MEGA-COUPLER

AKA Half Coupler! High strength aluminum, 1100 lbs vertical load rating, fits 1.66" OD to 2.0" OD tube/pipe, integrated 1/2" attachment bolt included.

MLM, Aluminum #27-9000MLM \$19.60

MLB, Black #27-9000MLB 22.40



MEGA-CLAW

Great for moving lights. Weight of the fixture is supported while tightening. Fits 1.9"– 2.0" outside diameter pipe/ tube Safe working load is 1,100 lbs.

MWM, Aluminum #27-9000MWM \$31.20

MWB, Black #27-9000MWB 35.20



VERSI-CLAMP

Works with a wide range of truss, from 2" OD down to 1" OD, thanks to a unique 2-position latch. Quick release handle takes only 2 turns to drop the locking mechanism.

VCM, Aluminum #27-9000VCM \$29.60

VCB, Black #27-9000VCB 33.30



PURLIN CLAMP

The Purlin Clamp is perfect for installing on to purlins, I-beams, and bar joists up to 1" thick. 1/2" square head bolt for locking onto I-beam, 1/2" x 1" grade 5 hex head bolt to connect load. Micro-grooves for secure connection to beam. 500 lbs S.W.L.

PCM1/2 Purlin Clamp #27-90PCM12 \$11.85



SAFETY CABLE

Silver Safety Cable #27-90SLVSC \$2.25

Black Safety Cable #27-90BLKSC 2.85

ALTMAN SIDEARMS (IRON)

Length	# of Sliding Tees	Item Number	Price
12"	1 Tee	27-2509121	\$40.00
18"	1 Tee	27-2509181	44.00
18"	2 Tee	27-2509182	52.00
24"	2 Tee	27-2509242	56.00
Individual Sliding Tee #27-2509001			8.10

MEGA-BABY SIDEARM

Mega-Clamp C-clamp with a detachable 1" diameter pipe arm (12", 18", 24"). With the arm detached, you can add sidearm sliders for fixture attachment (one included with each complete sidearm). Also includes Mega-Handle on the c-clamp bolt! Black anodized finish.

MDB12 Mega-Baby Sidearm, 12" #27-90MDB12 \$33.75

MDB18 Mega-Baby Sidearm, 18" #27-90MDB18 37.50

MDB24 Mega-Baby Sidearm, 24" #27-90MDB24 41.25

MDBL Sidearm Slider #27-900MDBL 15.00

MEGA SIDEARM

Beefier sidearm using a half-coupler for pipe attachment and a 1.25" diameter sidearm pipe. Fixtures clamp directly to the sidearm pipe. All models black anodized.

MSAB12 Mega-Sidearm 12" #27-9MSAB12 \$31.50

MSAB18 Mega-Sidearm 18" #27-9MSAB18 33.00

MSAB24 Mega-Sidearm 24" #27-9MSAB24 34.50

LIGHT SOURCE DROP DOWNS

Economical way of creating your own vertical extension tube for a traditional C-clamp. Easy and secure way to drop below an obstacle, create staggered pipe end positions, and more.

Mddb6 – 6" drop down #27-9Mddb6 \$11.20

Mddb12 – 12" drop down #27-9Mddb12 14.40

Mddb18 – 18" drop down #27-9Mddb18 20.00

Mddb24 – 24" drop down #27-9Mddb24 24.00

Mddb36 – 36" drop down #27-9Mddb36 37.60


SCENERY BUMPER

Protect your equipment and focus with these heavy duty scenery bumpers. 18" in diameter, 3/16"x2" steel, includes C-clamp.

1340 Scenery Bumper #27-1001340 \$74.52



LIGHTING ACCESSORIES



Mega-Folding Floor Stand



Slim Floor Stand



Ultimate TS-88B with LTB-48B



Chauvet CH-02 Tripod



50# Boom Base

25# Boom Base



3-legged Rover



Boom Base Sand Bag

MEGA-FOLDING FLOOR STAND

Problem solver! This is a compact floor stand for an individual lighting fixture. Its four "legs" extend out from a center block, allowing it to pack as a tidy 6" x 6" square (a stable 15" x 15" when legs extended). 3.45 lbs. Includes a 1/2-13 x 1" mounting bolt and washer.

MFFSM Folding Floor Stand, Mill Finish #27-90MFFSM..... \$37.13
MFFSB Folding Floor Stand, Black Finish #27-90MFFSB42.08

SLIM FLOOR STAND

This is a simple 6" x 6" floor stand made from 1/2" thick aluminum. Features 4 rubber feet ,3/8" bolt, wingnut, and washer. Weighs about 2lbs. Great for uplighting with small/compact fixtures.

SMFSM Slim Floor Stand, Mill Finish #27-90SMFSM \$23.20
SMFSB Slim Floor Stand, Black Finish #27-90SMFSB26.10

BOOM BASES

50 lbs 24" round cast iron (for 1.5" pipe) #15-410001..... \$144.00
50 lbs 24" square steel (for 1.5" pipe) #15-910005..... 155.25
25 lb.18" diameter (for 1" pipe) #15-41000296.00
3-leg castered rover (for 1.25" pipe) #15-411002..... 128.00

BOOM BASE SAND BAG

This bag is hard to find! The Boom Base Bag measures 18"x18" and holds up to 35lbs of sand (not included). The bag is equipped with a D-ring for use as an anchor point and also has two straps that separate to slide the bag onto the base.

Boom Base Bag #04-SA019..... \$47.42

BOOM TIE-OFF

Made with 1/2" steel rod and welded on a female threaded tube. Fits 1.5" pipe. As useful as safety cables.

1310 Boom Tie Off #15-999001..... \$27.54



**NOT SEEING THE RIGHT STAND
 FOR YOUR APPLICATION?
 GIVE US A CALL!**

ULTIMATE LIGHTING TREE

Quick, simple, and lightweight solution for portable lighting systems. Picture shows tripod stand with optional 48" crossbar. 24" pairs also available. Crossbar is thick-walled for use with C-clamps and has pre-drilled holes for direct mounting (hardware included). 150lbs capacity. Guaranteed for life!

TS-88B Tripod Stand #15-305003 \$109.99
LTB-48B 48" Crossbar #15-308002 45.99
LTB-24B 24" Crossbar Pair #15-308001 45.99
BAG-99D (fits 2 stands) #15-399002..... 69.99

CHAUVET TRIPOD STAND

The CH-02 lighting stand features height adjustable half bars, as well as a top T-bar for mounting fixtures. Maximum load capacity is 100lbs. The stand includes 8 mounting screws and safety pins. Fully extended, it reaches a height of 9ft. Great for hanging lightweight PAR cans or LED fixtures!

CH-02 Tripod Stand #15-903004..... \$79.50



Applied XL-11



Applied XL-16

APPLIED CRANK-UP LIFTS

These steel crank-up lifts are a quick, portable, and secure way to support lighting bars and truss. XL-11 extends to 11' height and holds a maximum weight of 200 lbs. XL-16 extends to 16' and can hold 500 lbs. Heavy-duty hand crank winch makes raising and lowering easy; no telescoping poles to raise while trying to support the load. Collapsible tripod legs offer easy setup and tear-down. Many truss adapter and light bar options available. Lighting fixtures not included.

XL-11 #15-101001 \$ 424.15
XL-16 #15-1010021384.65
12" Tri Truss Adapter #15-109001..... 83.52
14" Tri Truss Adapter #15-109002..... 83.52
T-bar (4/8 light positions) #15-108001..... 73.92



LIGHTING ACCESSORIES

STAGE EXTENSION CABLES

Constructed with 12/3 SOOW (PowerCON is SJOW). Stage pins are Pintech brand, other cables feature Leviton or Neutrik connectors. Standard twofers made with 14 ga. hi-temp Teflon wire encased in 3/8" fiberglass sleeve. Molded twofers (36") use 12/3 SJT cable.


Length (xxx = length)	Stage Pin (31-101xxx)	PowerCON (31-509xxx)	Edison (31-103xxx)
5'	\$ 20.96	\$ 32.09	\$ 27.08
10'	26.15	36.22	32.26
15'	31.33	42.51	37.44
25'	41.73	52.08	47.81
50'	67.62	76.68	73.73
75'	93.54	102.75	99.65
100'	119.46	126.35	125.57
18" Twofers	32.31	N/A	42.35
36" Molded Twofers	46.53	N/A	56.57



Stage Cable



Adapter



Stage Pin



Pin Splitter Tool

TURNAROUNDS / ADAPTERS

Ready made 12/3 SOOW electric cords that allow you to mate from your stage cable to a different connector system. 12" long unless noted.

Male 2P&G to Female Edison #31-121012.....	\$19.71
Male 2P&G to Female L5-20 #31-120012.....	21.35
Male L5-20 to Female 2P&G #31-122012.....	19.67
Male L5-20 to Female Edison #31-123012.....	24.38
Male Edison to Female 2P&G #31-124012.....	16.92
Male Edison to Female L5-20 #31-125012.....	23.27
Male TRUE1 to powerCON Blue 5' #31-628005.....	27.16
powerCON Gray to Female TRUE1 5' #31-629005.....	27.16
TRUE1 to powerCON Quad Box #31-699001.....	97.93



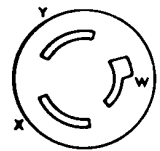
Maringo Male Edison 5266



Maringo Female Edison 5269



L5-20 Twistlock ("New")



"Old" Twist (7314 / 9965)

POWER CONNECTORS

All items below are cable mount (inline). Check our website for panel mount versions, 15A twist, and more!

Pintech 20A Stage Pin (2P&G) Male #33-10001.....	\$ 4.85
Pintech 20A Stage Pin (2P&G) Female #33-10002.....	4.85
Bates 20A Stage Pin (2P&G) Male #33-10005.....	4.95
Bates 20A Stage Pin (2P&G) Female #33-10006.....	4.95
Pin Splitter Tool for stage pins #25-030001.....	25.20
5266 Edison 15A Male, Maringo, Black #33-20049.....	4.95
5266 Edison 15A Male, Leviton, Black #33-20001.....	6.65
5269 Edison 15A Female, Maringo, Black #33-20050.....	6.95
5269 Edison 15A Female, Leviton, Black #33-20002.....	12.10
2311 L5-20 Twist 20A Male, Black #33-20003.....	8.97
2313 L5-20 Twist 20A Female, Black #33-20004.....	11.18
9965 Old-style Twist 20A Male #33-20005.....	11.67
7314 Old-style Twist 20A Female #33-20006.....	17.94
2411 L14-20 Twist Male #33-20007.....	12.85
2413 L14-20 Twist Female #33-20008.....	18.01
2321 L6-20 Twist Male #33-20013.....	7.63
2323 L6-20 Twist Female #33-20014.....	10.68
Maringo powerCON-compatible IN (Blue) #33-20044.....	6.75
Maringo powerCON-compatible OUT (Gray) #33-20045.....	6.75
Neutrik powerCON Coupler NAC3MM-1 #33-20046.....	21.84
TRUE1 powerCON Male NAC3MX-W #33-20048.....	9.75
TRUE1 powerCON Female NAC3FX-W #33-20047.....	9.75



Maringo powerCON-compatible



TRUE1 powerCON

RAW CABLE

12/3 SOOW #32-101.....	\$0.90/ft
Teflon Coated Wire 14ga. Black #32-402.....	0.81/ft
Teflon Coated Wire 14ga. White #32-403.....	0.81/ft
Teflon Coated Wire 14ga. Green #32-404.....	0.81/ft
3/8" Fiberglass Sleeve, Black #32-401.....	0.75/ft

NUMEROUS ADDITIONAL CONNECTORS AND CABLES AVAILABLE!

GIVE US A SHOUT WITH YOUR SPECIFIC NEEDS...

LIGHTING ACCESSORIES

FEEDER CABLE



Used to run power to dimmer racks, amp racks, and more. Entertainment industry stranded copper feeder cable uses fully installed cam-style connectors. Thermoset jacket is durable and resists oils and solvents. 4/0 cable size for 400A 3-phase service. 2/0 cable size for 200A 3-phase service. Additional cable gauges and lengths available, please call.

25' CAM Extension Set, 4/0, 5-wire #31-23E025.....	\$ 695.83
50' CAM Extension Set, 4/0, 5-wire #31-23E050.....	1202.51
75' CAM Extension Set, 4/0, 5-wire #31-23E075.....	1701.00
100' CAM Extension Set, 4/0, 5-wire #31-23E100.....	2199.83
25' CAM Extension Set, 2/0, 5-wire #31-23F025.....	\$ 540.68
50' CAM Extension Set, 2/0, 5-wire #31-23F050.....	891.34
75' CAM Extension Set, 2/0, 5-wire #31-23F075.....	1234.58
100' CAM Extension Set, 2/0, 5-wire #31-23F100.....	1577.81
5' CAM Tail Set, 4/0, 5-wire #31-24E005.....	\$216.34
10' CAM Tail Set, 4/0, 5-wire #31-24E010.....	319.95
5' CAM Tail Set, 2/0, 5-wire #31-24F005.....	191.70
10' CAM Tail Set, 2/0, 5-wire #31-24F010.....	260.55

CAM CONNECTORS



CLS Series - One piece weathertight cam connector. NEMA 3R and 4 rated, double set screw connection. Ergonomic grip is made from durable Santoprene. Items below for 2/0 to 4/0 cable.

Female Black Inline CAM, CLS40FB-A #33-40007.....	\$17.57
Female White Inline CAM, CLS40FB-B #33-40047.....	17.57
Female Red Inline CAM, CLS40FB-C #33-40048.....	17.57
Female Blue Inline CAM, CLS40FB-D #33-40049.....	17.57
Female Green Inline CAM, CLS40FB-E #33-40050.....	17.57
Male Black Inline CAM, CLS40MB-A #33-40008.....	17.57
Male White Inline CAM, CLS40MB-B #33-40051.....	17.57
Male Red Inline CAM, CLS40MB-C #33-40052.....	17.57
Male Blue Inline CAM, CLS40MB-D #33-40053.....	17.57
Male Green Inline CAM, CLS40MB-E #33-40054.....	17.57
CAM Connector Cover w/Lanyard, Female #33-40018.....	10.44
CAM Connector Cover w/Lanyard, Male #33-40017.....	10.44

CAM TEES & TURNAROUNDS



CAM Tapping Tee (M-F-F), Black #33-40015.....	\$45.26
CAM Tapping Tee (M-F-F), White #33-40063.....	45.26
CAM Tapping Tee (M-F-F), Red #33-40064.....	45.26
CAM Tapping Tee (M-F-F), Blue #33-40065.....	45.26
CAM Tapping Tee (M-F-F), Green #33-40066.....	45.26
CAM FF Coupler, Black #33-40013.....	25.04
CAM FF Coupler, White #33-40055.....	25.04
CAM FF Coupler, Red #33-40056.....	25.04
CAM FF Coupler, Blue #33-40057.....	25.04
CAM FF Coupler, Green #33-40058.....	25.04
CAM MM Coupler, Black #33-40014.....	25.04
CAM MM Coupler, White #33-40059.....	25.04
CAM MM Coupler, Red #33-40060.....	25.04
CAM MM Coupler, Blue #33-40061.....	25.04
CAM MM Coupler, Green #33-40062.....	25.04

MULTICABLE

Efficient and flexible distribution system for any venue or touring application. Connect directly with multipin outputs available with many dimmer racks/packs or use break-outs and break-ins. Cables feature touring-grade flexible jacket with VEAM Socapex-compatible (VSC) connectors. Break-outs and break-ins feature 12/3 SJ tails.



25' Multicable Ext. 12/14 VSC #31-550025.....	\$254.19
50' Multicable Ext. 12/14 VSC #31-550050.....	351.39
75' Multicable Ext. 12/14 VSC #31-550075.....	448.59
100' Multicable Ext. 12/14 VSC #31-550100.....	545.79
Break-out, VSC to 2P&G, 6' #31-560006.....	164.79
Break-out, VSC to Edison, 6' #31-562006.....	178.89
Break-in, 2P&G to VSC, 6' #31-570006.....	164.67
Break-in, Edison to VSC, 6' #31-572006.....	166.13

19-PIN SPLITTER/TWOER



Used to split a multicable run in two directions, great for event lighting with lots of low wattage fixtures. Rubber enclosure. 19-pin Splitter #33-90018.....


\$381.55

LEX EDISON DISTRO PAGODA

Versatile power distribution box can be fed from a panel or generator. 3-phase 100A input via CAM connections. Output is 15 Edison duplex receptacles, 20A each. Outputs protected by circuit breakers under hinged lid. Heavy duty rubber enclosure resistant to impact and corrosion. Great for live event production, touring, conventions centers, and more. 15" x 15" x 15", 32 lbs. Lex 100A Edison Pagoda #34-460001.....



\$1467.22



36° Straight



45° Turn

CABLE RAMPS

Yellow Jacket Cable Protectors provide portable cable protection and ensure safe passage over cable for any moving object. Hook the Yellow Jackets together along your desired path, flip up the hinged lids, and lay your cable in the slots. Close the lids and you're ready for forklifts, pedestrians, and even a tractor trailer. 100% polyethelene. Recessed handles for ease in handling. Consistent with OSHA guidelines for a safer working environment. Avoids gummy cables and damaged floors. All units have 5 slots at 1.25" per slot.

YJ5-125 36" Straight #35-251250.....	\$220.37
YJ5T-125 45° Turn #35-251252.....	126.91
YJ5EB-125 End Boot Pair #35-251251.....	119.69




LIGHTING ACCESSORIES

PREMIUM DMX CABLE

Tour-grade DMX cable using Neutrik black/gold XLR connectors.

Length	3-pin Item	3-pin Price	5-pin Item	5-pin Price
1.5'	37-2011A5	\$22.00	37-2001A5	\$29.99
5'	37-201005	22.95	37-200005	31.51
10'	37-201010	24.69	37-200010	34.05
15'	37-201015	26.43	37-200015	36.58
20'	37-201020	28.17	37-200020	39.12
25'	37-201025	29.99	37-200025	41.66
50'	37-201050	43.13	37-200050	56.22
75'	37-201075	57.47	37-200075	69.59
100'	37-201100	71.69	37-200100	83.46
Terminator	36-950006	13.50	36-950005	13.50



ECONOMY DMX CABLE

Basic cable with generic XLR connectors.

Length	3-pin Item	3-pin Price	5-pin Item	5-pin Price
5'	37-701005	10.95	37-700005	\$11.95
10'	37-701010	13.95	37-700010	17.95
25'	37-701025	19.95	37-700025	24.65
50'	37-701050	28.95	37-700050	45.55
100'	37-701100	56.95	37-700100	74.96

COLOR SCROLLER CABLE

Carries both power and data to your scrollers. 14 gauge pair for power, 22 gauge pair for data, Neutrik black/gold 4-pin XLR terminations.

Length	Item Number	Price
5'	37-202005	\$ 30.73
10'	37-202010	34.42
15'	37-202015	38.12
20'	37-202020	41.82
25'	37-202025	45.52
50'	37-202050	64.00
75'	37-202075	82.49
100'	37-202100	100.89

ETHERNET CABLE W/ETHERCON


Heavy duty construction, outdoor-rated, featuring Neutrik EtherCon connections.

Description	EtherCon Item	Price
EtherCon HD Cable 5'	37-108005	\$36.76
EtherCon HD Cable 10'	37-108010	42.50
EtherCon HD Cable 25'	37-108025	60.78
EtherCon HD Cable 50'	37-108050	82.75
EtherCon HD Cable 100'	37-108100	136.00

BONGO TIES

Tame those unruly cords. Heavy gauge rubber band with unique wooden "Bongo" fastener offers a secure closure. 10/pack.

Bongo Ties #25-20001\$5.49



RIP-TIE PRODUCTS AVAILABLE ON WEBSITE!

NEUTRIK XLR CONNECTORS

NC3FFX 3-pin Female #33-60001.....	\$3.24
NC3MXX 3-pin Male #33-60002.....	3.02
NC4FFX 4-pin Female #33-60003.....	6.73
NC4MXX 4-pin Male #33-60004.....	5.15
NC5FFX 5-pin Female #33-60005.....	8.56
NC5MXX 5-pin Male #33-60006.....	6.40

Additional XLR connectors available, please call!

XLR COUPLERS AND ADAPTERS

3-pin M-M #33-90002.....	\$11.42
3-pin F-F #33-90003.....	12.12
5-pin M-M #33-90004.....	19.25
5-pin F-F #33-90005.....	23.75
5-pin M to 3-pin M #33-90023.....	15.30
5-pin M to 3-pin F #33-90007.....	14.00
5-pin F to 3-pin M #33-90006.....	14.00
5-pin F to 3-pin F #33-90020.....	17.34



C-POINT XLRJ45 ADAPTERS

XLRJ45 makes it possible to use CAT-5 cable as DMX512 cable.

Item Description	Item Number	Price
3-pin XLR male to RJ45	33-90028	\$13.25
3-pin XLR female to RJ45	33-90027	13.25
5-pin XLR male to RJ45	33-90030	13.25
5-pin XLR female RJ45	33-90029	13.25

C-POINT DMX TERMINATOR

RJ45 connector plug with a 120 Ohm resistor inside for DMX data termination. Features gold-plated pins and durable molded housing.

C-Point DMXterminator #33-90037\$8.75



C-POINT DMX COMPANDER

The DMX Compander makes it possible to run three DMX512 universes in one CAT-5 cable by using three of the CAT-5 conductor pairs for DMX512 data (fourth pair is 0V reference). Use one at each end of CAT-5 trunk.

C-Point DMX Compander #33-90035.....\$19.75

C-POINT DMX TENDER

Quickly join two CAT-5 cables together to extend a run.

C-Point DMXtender #33-90036\$11.75



LIGHTING ACCESSORIES

FLEENOR DMX SPLITTERS

Doug Fleenor Designs is the gold-standard of DMX splitters, designed to split DMX signal to two or more receivers as well as isolate the receivers from the console and each other.

Typical uses include splitting signal between stage right and stage left dimmers, running an isolated split to moving lights, etc. Protects console from failed dimmers, lightning damage, and any other source of high voltage on control cables. 5-year warranty. Specify 3-pin XLR or 5-pin XLR when ordering!



- 123 One-in, three-out** #36-120005 **\$ 513.76**
- 125 One-in, five-out** #36-120006 **733.46**
- 1211 One-in, eleven-out** #36-120007 **1517.62**

SWISSON XSP DMX SPLITTERS

The Swisson XSP series of splitters offers superb reliability for professional use at events or on installations. The specially designed power supply ensures safe operation even under harsh mains conditions while each port is isolated and protected from transient voltages. An integrated microcontroller monitors the DMX protocol and indicates the presence of DMX signal or an error with the DMX. The XSP desktop/box models have a thread for a clamp and an eye for the safety line. These models are portable and suitable for truss mounting. The rack and double rack models are for 19 "rack systems. All models below are 5-pin XLR.

- Swisson DMX Splitter 1-in 5-out, Desktop** #36-C20001 **\$448.20**
- Swisson DMX Splitter 1-in 5-out, Rack Mt.** #36-C20002 **484.20**

SWISSON XSH HYBRID SPLITTERS

Fantastic unit for handling both powerCON and DMX distribution for LED fixtures, all in one single unit. The XSH features a powerCON 20A input and an XLR input and four (4) pairs of powerCon 20A and XLR outputs. The XSH comes with a built-in amp meter which makes it a breeze to keep track of the amount of power consumed. All models below are 5-pin XLR.

- Swisson Hybrid Splitter, Desktop** #36-C20003 **\$482.24**
- Swisson Hybrid Splitter, Rack Mt.** #36-C20004 **517.44**
- Swisson Hybrid Splitter w/RDM, Desktop** #36-C0005 **508.64**
- Swisson Hybrid Splitter w/RDM, Rack Mt.** #36-C0006 **543.84**

CHAUVET DMX SPLITTER

This economical Data Stream 4 DMX Splitter takes in a DMX feed and provides four (4) DMX outputs. Offers BOTH 3-pin and 5-pin connections for each output! Complete electrical isolation between input and output. Fits in a standard 1U rack space. Auto-ranging power input 100-240VAC.

- Chauvet Data Stream 4 Splitter 1-in/4-out** #36-920002 **\$129.99**

**CHECK OUT OUR WEBSITE
FOR MORE DMX AND NETWORKING GEAR!**

ENTTEC D-SPLIT DMX SPLITTER

Portable and inexpensive DMX opto/iso splitter featuring 1-in 4-out configuration. Excellent for small theatres, bands, DJs, churches, and other users. Uses 7V external power supply (included). Measures just 4.5" x 2.1" x 3.5".



- D-Split 3-pin and 5-pin** #36-B20001 **\$133.00**
- D-Split 5-pin only** #36-B20003 **133.00**

ENTTEC DMX/ETHERNET NODES

The Open DMX Ethernet (ODE) is a single port DMX/Ethernet node that can be configured as an input or output via a simple (free) software utility. Compatible with ESP and ArtNet DMX over Ethernet protocols. Handy as a DMX-output for Ethernet enabled consoles or PC-based controllers, or as a simple DMX-out node on a distributed Ethernet network. The ODE can also serve as an input for lighting visualizers or media servers. The ODE w/POE (power over ethernet) is capable of operating on a powered ethernet network, allowing convenient usage without a power supply. 0.60 lbs. 5.2" x 1.6" x 2.4".

- ENTTEC ODE** #36-B90004 **\$261.00**
- ENTTEC ODE w/POE** #36-B90002 **314.00**

ETC RESPONSE 4-PORT GATEWAY

ETC's Response 4- Port gateway is a DMX/RDM distribution device built on the quality and reliability of ETC's network development. Converts network protocol to four (4) configurable DMX outputs. This gateway is perfect for networking systems using the industry standard streaming ACN™ (sACN) protocol. Uses bidirectional Ethernet communication with other network devices to send or receive DMX512 data and RDM messages. Configure with ETC Net3 Concert Software. Additional models available, please call!

- Response 4-port, XLR-5 outs** #36-390011 **\$995.00**
- Response 4-port, RJ45 outs** #36-390012 **995.00**



DMX RELAY

The Universal DMX Relay is ideal for interfacing DMX control systems to non DMX devices such as fans, slide projectors, confetti cannons, fog machines, coffee makers, and much more. Capable of switching up to 15A inductive and non-inductive loads via a NEMA 5-15 receptacle (Edison). Uses DMX 512 protocol via 3-pin XLR in and thru connectors. Comes with 6' power cord with 15A Edison connector.



- DMX Relay** #36-960003 **\$164.43**

LIGHTING ACCESSORIES

SHoW DMX SHoW BABY 6 DMXCAT

SHoW Baby is a breakthrough in plug-and-play wireless DMX transmission - a single unit can be used as a transmitter or receiver. **Made by City Theatrical, the leader in wireless DMX gear!** Great way to get DMX to a location where a cable run would be impractical. Latest version supports 6 show IDs. **SHoW Baby 6 #36-980010.....\$306.00**



DMXcat is a powerful, multifunction, DMX test tool that works in tandem with your smartphone. DMXcat itself is a small, battery-powered interface with a 5-pin XLR for connecting into a DMX line (or fixture). Via Bluetooth, the DMXcat interacts with a series of apps (Android or iPhone) that can perform as DMX controller, fixture tester, RDM controller, DMX tester, RF spectrum analyzer (for Wi-Fi networks), and more! Also has built-in LED flashlight, alarm (if misplaced), and a belt clip. Lots more info on website!

DMXcat Multifunction DMX Tester #36-E70001.....\$331.50

SHoW DMX NEO

Updated version of rock-solid SHoW DMX devices for the professional user. Take DMX512 control data from a control source and input it into the SHoW DMX transceiver. The signal is then transmitted to SHoW DMX receivers using a clever synchronized hopping pattern to ensure the utmost data integrity. An improved array of user-selectable features ensures peaceful coexistence with other WiFi signals. RDM capabilities included! ArtNet and ACN capable. Plenty of additional advanced features, specifications, and useful accessories.



NEO 5701 Transceiver #36-980004\$1178.10
NEO 5711 Receiver #36-980005..... 803.25

SWISSON W-DMX / CRMX

The Swisson XWL series of wireless DMX devices employs both Wireless Solutions' W-DMX and LumenRadio's CRMX, making these units versatile for mixing with existing gear or rental gear. With a latency of only 5ms, these devices provide a robust DMX connection comparable to a wired link. These compact units have threads built-in to accommodate a range of mounting needs.



Swisson DMX Transmitter #36-C80001.....\$438.24
Swisson DMX Receiver #36-C80002394.24

BLIZZARD LIGHTCASTER W-DMX

Blizzard Lighting's LightCaster series makes use of the W-DMX 2.4Ghz Frequency-Hopping Spread Spectrum technology to provide a reliable and cost-effective wireless DMX solution. The transceiver unit can function as a transmitter OR receiver, while the receiver model does just that (and saves a few bucks). You'll need at least one transceiver and one receiver for a working system. 500 meter line-of-sight range. Check out our website for complete system details!



Blizzard W-DMX Transceiver #36-980011.....\$299.99
Blizzard W-DMX Receiver #36-980012.....\$249.99

SWISSON DMX TESTERS

The **XMT-120A** is a powerful DMX troubleshooting device capable of generating DMX, analyzing DMX, recording/editing scenes, sequencing, testing cables, moving light test functions, and more. Features graphic LCD display with backlight. Kit includes carrying case and XLR adapters. Runs on 9V battery. Updated version includes improved battery / LCD performance and computer interface for firmware updates. **XMT-350 model adds RDM capabilities!**



Swisson XMT-120A-SET #36-C70001.....\$403.20
Swisson XMT-350-SET #36-C70002..... 648.00

CHAUVET RDM2GO TESTER

The **Chauvet RDM2go** is a tool for working with fixtures over a DMX/RDM data line. The palm-sized controller performs a multitude of tasks including RDM functionality, DMX snapshot, DMX input/output monitoring, cable integrity checker, and more. Recharges via a standard micro USB jack and comes with a convenient carry pouch and connector converters.

Chauvet RDM2go #36-960018.....\$299.00

NUDELTA DMX TESTER

This tester has the three features you need most: Send signal, receive signal, and test cable. It can send any level to any DMX address with simple commands similar to those found on popular lighting consoles. It can also test for valid DMX signal and show you the level at any address. Furthermore, the DMX Tester can test continuity on all five pins of a standard DMX cable and indicate which pins are not connected or cross-wired. Choose between seeing the DMX percentage or seeing the full DMX value. Uses 9 volt battery (included). Made in the USA.



NuDelta DMX Tester #36-970002.....\$285.00

DMX DATA DETECTORS

Tests for DMX data +/- on pins 1, 2 & 3 on any DMX output. Small and lightweight, self contained circuitry, no battery required. Small key ring and clip attached for clipping on lanyard or belt



5-pin XLR #25-100010.....\$25.50
3-pin XLR #25-100009..... 23.50
5-pin XLR / 3-pin XLR Set #25-100011..... 45.00



LIGHTING ACCESSORIES

STAGE PIN LAMP TESTER

Plug the fixture in and know if you have a good lamp indicated by green LED. Also checks for hot/ground short and neutral/ground short indicated by red LED and buzzer. All of this by plugging in the fixture!

3V lithium battery and key ring for tie-off included.

Stage Pin Lamp Tester #25-100004.....\$26.50



dbx CT-2 Cable Tester



dbx CT-3 Cable Tester

STAGE PIN POWER TESTER

This compact tester is effortless to use. Plug it into the circuit and this handy device tests for open ground, open neutral, open hot, hot/ground reverse, and hot/neutral reverse. Works on any 110-125VAC stage pin circuit.

Long life Neon indicators, no batteries required. Key ring for tie-off safety included.

Stage Pin Power Tester #25-100003.....\$22.50



dbx CT-2 CABLE TESTER

We all know how frustrating and time consuming it can be when your cables fail. With the cost-effective dbx CT2 cable testing unit you can now evaluate a large variety of your cables with ease. The CT2 offers many common connectors such as Speaker Twist, XLR, Phono, BNC, DIN, TRS, TS, DMX, & Banana. The CT2 allows for testing cables even with different connectors at each end. For example, it is simple to test a TRS to XLR cable. With well illuminated LED indicators and a simple rotary dial, users can quickly establish whether a cable is wired and functioning correctly, or if it is dead and in need of repair. Requires 9V battery (not included). Measures just 3.5"W x 5.5"L x 1.5"H.

dbx CT-2 Cable Tester #25-310001.....\$34.95

GAMCHEK

Check power supply, lamp continuity and cable wiring. GamChek is compact (less than eight inches long) and can be easily carried in a tool kit. Bright LEDs are recessed in the GamChek molded housing which is equipped with 20 amp male and female connectors. GamChek weighs 9.5 ounces, and comes with 9V battery.

GAMChek Stage Pin #25-050001.....\$169.75



dbx CT-3 CABLE TESTER

The dbx CT3 is an advanced cable testing unit allowing you to evaluate a large variety of cables with ease. The CT3 offers many common connectors such as RJ45, RJ11, MIDI, Speaker Twist, XLR, RCA Phono, BNC, DIN, TRS (1/8" and 1/4"), TS, DMX, & Banana. Unlike the CT-2 tester above, the CT-3 can be split into 2 parts (a SENDER and RECEIVER) so pre-installed and long cables can be tested. Also features a test tone generator. Super-rugged construction for durability and longer life. Requires two (2) 9V batteries, one for each side of tester (not included).

dbx CT-3 Advanced Cable Tester #25-310002.....\$129.95

19-PIN CABLE TESTER

Now you can test for incorrect wiring and shorts quickly and confidently on 19 pin Socapex-compatible cables. Hook both ends of the cable to the tester, turn the rotary switch through all 19 positions, and the green LEDs tell you what is wrong. Rotary switch has 25000 cycle life and allows you to check for intermittent problems. Rugged metal chassis with convenient handles. Lightweight and compact (7.25"W x 5.125"H x 4.875"L). Powered by two (2) AA batteries (included).

19-pin Cable Tester #25-100002.....\$335.00



XLR DATA CABLE TESTER

This robust XLR data cable tester will check your 3-pin, 4-pin, and 5-pin XLR cables (DMX, color changer, intercom, etc...) for correct wiring, shorts, and intermittent problems. Bright and easily understood LED readout allows for quick operation. High quality rotary switch rated for a minimum of 10,000 cycles. Also can check adapters such as 3-pin to 5-pin. Lightweight & rugged ABS plastic case. Powered by two (2) AA batteries (included).

XLR Cable Tester #25-100022.....\$142.00



PROCELL BATTERIES

Trusted Duracel PROCELL batteries offer long lasting performance.

AA Procell #25-180008.....\$0.49

AAA Procell #25-180013.....0.49


9V Procell #25-180009.....1.65

ADDITIONAL TESTING GEAR
AND BATTERY TYPES AVAILABLE.

FEEL FREE TO GIVE US A SHOUT
WITH YOUR SPECIFIC NEEDS!




LIGHTING ACCESSORIES



BASIC LIGHTING TEMPLATES

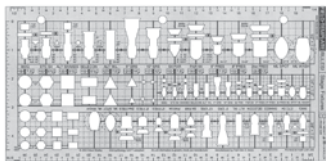
Field Lite 1/4" #25-040006.....	\$6.65
Field Lite 1/2" #25-040007.....	7.60



THE FIELD DRAFTING TEMPLATE

It's not just a template, it's a system for easily drafting light plots. The grid system aligns symbols by centerline and yoke axes and then equally spaces on 18" centers. Saves time and assures quality.

1/4" FD Template #25-040001.....	\$14.08
1/2" FD Template #25-040002.....	17.60



FIELD TEMPLATE RULES!

Lighting symbols are represented in 1/2", 1/4", and 3/8" scale all on ONE TEMPLATE. Includes today's popular lighting manufacturers. Hanging weight, cut color size, and beam spread information are listed adjacent to each symbol.

Field Template Rules #25-040003.....	\$22.00
--------------------------------------	---------

MOVING LIGHT ASSISTANT

Moving Light Assistant is an application designed to document both the physical setup and programming information for moving light rigs. A fixture profile library contains DMX modes, default gobo and gobo wheel loads, lens and lamp choices and fixture menu options to make life easier for the user. Additionally, a user can import data from several consoles (ETC Eos family, grandMA, Hog 2) to document presets/palettes and cues with photos and descriptions.



MLA Personal (1-user) #44-247.....	\$ 560.00
MLA Institutional (5-user) #44-248.....	1120.00
MLA Student #44-429.....	80.00

Lightwright® 6

THE PROFESSIONAL'S PAPERWORK TOOL

LIGHTWRIGHT 6

Lightwright is a unique cross between a spreadsheet and a database, designed specifically to manage professional lighting design paperwork. Lightwright knows that dimmers and circuits shouldn't be overloaded, that striplights have more than one color, that color scrollers have a whole series of colors and need a control channel, and that some lights don't use color at all! Beamwright program for beamspread calculations included for free. External ID to match program to AutoCad or Vectorworks. Version 6 includes integration with select lighting consoles! Other features include data exchange, multiple open show files, extensive worknotes, multiple-user file history, label maker, and more! Windows or Mac.

4000 LW6 Personal #44-201.....	\$ 586.50
4001 LW6 Institutional (6-user) #44-203.....	1173.00
4002 LW6 Personal Upgrade (from LW5) #44-202.....	306.00
4003 LW6 Institutional Upgrade (from LW5) #44-204.....	612.00
4004 LW6 Student #44-237.....	114.75
4005 LW6 Student to Personal Upgrade #44-211.....	471.75



VECTORWORKS®
A NEMETSCHEK COMPANY

VECTORWORKS SPOTLIGHT

BMI Supply is your source for Vectorworks Spotlight, the premiere drafting software for the entertainment industry. This comprehensive CAD application is intuitive and powerful, enabling users to produce complex drawings. Whether you design lighting, scenery, sets, corporate events, theatrical productions, or exhibits, Vectorworks Spotlight offers ease-of-use not found in competing products.

Flexibility: Enjoy the freedom to design the way you want. With Vectorworks Spotlight you're not limited to a certain workflow, so you have the freedom to work on any size project or in 2D or 3D.

Versatility: Create, model, and present with one application. Vectorworks Spotlight marries precision 2D drafting and flexible 3D modeling with advanced lighting, visualization, and production tools. Easily draft light plots, create stunning set designs, and lay out your exhibits and events while simultaneously automating paperwork and visualizing design concepts in 3D.

Intuitiveness: Work the way you think. Do what you like to do best—design. You won't waste time getting up to speed because Vectorworks Spotlight's simple interface and what-you-see-is-what-you-get display make it easier to learn and use than standard CAD applications. No matter what you're switching from, Vectorworks Spotlight's interface will feel familiar. Vectorworks' SmartCursor™ technology replaces manual drafting tools, so even inexperienced CAD users can make the switch easily.

VW Spotlight 2017 & Renderworks #44-503.....	\$2945.00
--	-----------



FOR UPDATED PRICING, PLEASE VISIT SHOP.BMISUPPLY.COM



LIGHTING ACCESSORIES

ROSCO I-CUE MIRROR

A cost effective method for achieving greater flexibility and control with your ellipsoidal spotlight. The I-Cue mirror attachment fits into the gel slot of ETC Source 4, Altman Shakespeare, Strand SL, or Selecon Pacific fixtures. One spotlight can handle dozens of focuses throughout your production. Onboard DMX allows control directly from your lighting console. 16-bit resolution for ultra smooth and precise mirror movement. Power from one of Rosco's 24V power supply units or from available power on your existing Wybron Forerunner, Chroma Q, or most other color changer power supplies.



Rosco I-Cue Mirror #28-381000\$771.15

APOLLO SMART MOVE



This is the next generation in gobo moving effects technology! In addition to simple multi-direction rotation, the Smart Move by Apollo offers an array of individual gobo movement such as stutter,

earthquake, whip, swing, clock, and more! Smart Move is ideal for a broad range of applications with or without a control board. The Smart Move gobo rotator holds one or two "B-size" round gobos, secured by a reversible retaining ring. Smooth belt drive makes this one of the quietest rotators available. Black powder-coat 18 gauge steel chassis provides rigidity and durability. Rugged 24V power supply included. Sized to fit ETC Source 4, Selecon Pacific, Altman Shakespeare, and Strand SL ellipsoidal fixtures. All these features for a price better than most basic rotators!

Apollo Smart Move #28-7SMOVE\$362.18

Smart Move JR #28-7SMOJR\$43.98

(for use in Source 4 JR)

Smart Move DMX #28-7SMDMX\$453.18

(all features of Smart Move plus DMX control and indexing. Powered by 24V DC DMX power supply)

ROSCO SIMPLE SPIN

Basic dual gobo rotator operated with on-board speed control or via a modern dimmer. Rotation speeds from 1/3 RPM to 24 RPM. Belt driven, nearly silent operation. Threaded Teflon gobo retainer collar makes changing 86mm-size glass and steel gobos fast and easy.

Rosco Simple Spin #28-3SSPIN\$400.40



ROSCO REVOPRO

Designed for event and retail use. Control via DMX as with REVO above, or with on-board control system offering 100 pre-programmed effects. Effective for advanced standalone applications such as retail stores, location events, eateries, etc.

Rosco RevoPro #28-3REVOP\$602.80



Above: Right Arm (empty)
Right: with Source 4

APOLLO RIGHT ARM 3

A slick device for adding simple pan and tilt control to most conventional theatre and studio lighting fixtures, in addition to cameras, LCD projectors, and other instruments. Right Arm contains a two point balancing system that allows the use of fixtures which are front or rear heavy, without adding counterweights or modifying the fixture. An optional speed control channel provides smooth movements. Pan and tilt ranges can be defined in advance, limiting the fixture to areas that require light and improving overall accuracy. Excellent for repositioning specials, repositioning difficult-to-access cove or FOH positions, and for ongoing labor savings. Includes internal power supply for 24vDC output to scrollers, gobo rotators, etc. 5-pin XLR DMX input. 340° pan range, 270° tilt range. 26" tall (w/clamp), 15" wide, 7" deep. Weights 28 lbs. (without fixture). Fixture weight limit is 40 lbs.

Apollo Right Arm 3 #28-7RTARM\$1161.00

GAM FILM/FX

GAM Film/FX fits in the drop-in iris slot of Source 4, Shakespeare, and Strand SL to create a compact and powerful scenic projector. Easily achieve stunning special effects such as moving clouds, rain, snow, fire, water ripples, and many other scenic elements. The machined drive rollers coupled with a high performance motor provide reliable continuous performance. Control via dimmer, GAM DMX power supply, auxiliary 4-channel dimmer, or stand-alone operation. Choose between regular and slow speed (for those very slow cloud crawls). Current FX Reels to choose from: Fluffy Cloud, Fire/Waves, Streaky Cloud, Rain, Snow, Small Dots, Construction, Foilage, Heavy Rain, Water Fall, Clouds, Diamonds, Moving Breakup, Heavy Snow, and Thin Clouds.



Film/FX #28-105800\$567.30

FX Reels #28-1XXXXX\$99.00

PROJECTORS AND ACCESSORIES

OPTOMA PROSCENE WU1500

The Optoma ProScene WU1500 is a fully-featured installation projector, built for demanding professional applications where image quality, performance, and reliability are paramount. Native WUXGA resolution, **12,000 lumens brightness**, and 5000:1 contrast deliver vivid, crystal-clear images. Dual lamps with lamp relay and 24/7 operation provide ultimate reliability, ensuring that this is a projector in which you can have complete confidence. Additional features include motorized lens shift, edge bleeding, 360° operation, and six (6) different lens options (accommodating throw distances ranging from 10' to over 200'). Internal mechanical shutter allows for complete darkness for scene changes during live performances.

CONTACT US FOR MORE DETAILS AND PRICING!



OPTOMA X600

The X600 is a proven performer in the Optoma lineup. It offers XGA performance with 6000 ANSI lumens. X600 accepts a wide variety of computer and video input signals including HDMI, DVI-D, dual VGA, S-video, and more. Also supports multiple 3D formats! Filter-free design does not require regular filter cleaning, saving you time and money.

X600 #69-20004..... \$1399.00



OPTOMA EH320UST

This 4000 ANSI lumen ultra short throw projector offers 1080p resolution and a superb 20,000:1 contrast ratio. Great for scenic projections in tight spaces! 0.25:1 throw ratio means you can get a 100" image from less than 2' away. Plenty of additional features to ensure usefulness for most projection needs.

EH320UST #69-20002 \$1599.00



OPTOMA ML750

The Optoma ML750 is a "tiny", LED-source projector that you can tuck away in a scenic piece or other inconspicuous hiding spot. Connect to computer via HDMI or project without a laptop using the built-in memory, microSD card slot, or USB connection. Optional wireless control adapter (via wifi) makes operation even easier! LEDs rated for over 10 years with typical usage.

ML750 #69-20001 \$499.00



PROJECTOR DOWSER

City Theatrical brings you a finely crafted dowser that takes a projector's not-so-black "video black" and gives you a true blackout. This unit is traditionally controlled with DMX-512 (via an accessory/scroller power supply), but can be locally controlled as well. Fits most video projectors. An included mounting plate allows a variety of mounting options depending on the situation at hand. Reliable and effective.

4160 Projector Dowser #28-404160 \$480.00

2199 2-unit Power Supply #28-402199..... 128.00

IMAGECUE

ImageCue enables users to select and display images and videos from a DMX512 lighting console without requiring the complexity of a media server! Uses only 12 channels of DMX512. Each ImageCue includes a library of 255 images and videos.

Users can supply their own images and videos using a USB flash drive or external hard drive to provide access to over 65,000 image and video files. **ImageCue is fast!** Images and videos are selected and displayed/played in less than a quarter of a second. Users can instantly "bump" from image to image, image to video, video to video, or video to image. **ImageCue accepts JPEG files for still images, and H264 (AVI) for video files.** PNG files with transparency can be overlaid onto images and videos. ImageCue gives the user full RGB mixing control of the background; color mixing can also be used in the foreground to tint images and videos. Full dimming control is provided for the output. This is a stunning and cost-effective tool for handling your projection needs!



ImageCue Image/Video Server #69-30001 \$797.00

PROJECTION SCREENS

ROSCO PROJECTION MATERIALS

Rosco offers five (5) different screen types to suit most any production need. Cut screen can be incorporated into scenic pieces or adhered to your own custom frame. All goods 55" wide and sold by the linear yard.



Front White - Highly reflective, opaque material. Front White is best suited for situations requiring a bright image and wide viewing angle. High gain (brightness) means ambient light should be well controlled.

Light Translucent - Slightly opaque, light gray screen. For projection, ideally suited for high ambient light situations (such as outdoors). High light transmission allows the screen to compete with ambient sources. Excellent for bounce drops and diffusion.

Twin White - Rosco's most popular and versatile screen. Milky white color makes for equally bright images using front or rear projection (allowing for seamless crossfades). Viewing angle approaches a full 180°. For front projection, ambient light must be well controlled.

Black - Ideal for high ambient light situations. Dark gray color comes to life with excellent resolution when backlit with a strong source. Viewing angle limited to 60°. Hides well within the framework of a set.

Grey - Offers many advantages of the black material with a wider viewing angle (120°).

- Rosco 55" Front White Screen #60-224055.....\$20.43/yard
- Rosco 55" Light Translucent Screen #60-22305520.43/yard
- Rosco 55" Twin White Screen #60-221055.....20.43/yard
- Rosco 55" Black Screen #60-22205520.43/yard
- Rosco 55" Grey Screen #60-220055.....20.43/yard

ROSCO TRANSPARENT SCREEN TAPE



For temporarily seaming screen yardage together for a production, or for temporary repairs of screen materials. Taped seams may spread within two months. Rolls are 2" x 55 yards.

Rosco Screen Tape #08-9SC02CL\$7.75

CUSTOM PROJECTION SCREENS

Made-to-order front and rear projection screens are a phone call (or email) away! We can produce custom screen sizes with unfinished edges or ready-to-hang with grommets, pockets, or any other specified finish. All materials are inherently flame retardant PVC. Choose from front (opaque) white, grey, black, creamy white, pale blue, or translucent. Rosco materials above also available. Minimum size is 220 square feet.

Custom Screens Price on Request

FOR QUESTIONS OR ADVICE...

PHONE: 800.836.0524

EMAIL: SEE DIRECTORY INSIDE COVER

LIVE CHAT ON WEBSITE!



DA-LITE POWERED SCREENS

BMI Supply is proud to carry the complete line of projection screens from Da-Lite. In addition to the Fast Fold series listed here, Da-Lite offers powered screens, portable tripod screens, Insta-Theatre screen packages, lace-and-grommet screens, wall mount screens, auditorium roll-up screens, and raw screen materials. Not sure what product suits your venue?

Call on our years of experience to help!



FAST-FOLD DELUXE SCREENS

Made by Da-Lite. Professional's choice for compactness and portability. Lightweight yet exceptionally stable folding aluminum frames with projection screen, all neatly stored in a rugged poly case with wheels (included). Set up is quick and easy with no tools needed. Support legs allow screen adjustment up or down in 6" increments. 1.25" square aluminum tubing with plated hardware stands up to heavy use. All tubing is brushed and burr free to eliminate sharp edges. **All models below feature Dual Vision surface, good for front or rear projection.**

Size	Da-Lite Item	BMI Item	Price
6' x 8'	88696	60-190021	\$1024.00
7'-6" x 10'	88701*	60-190035	1197.60
9' x 12'	88703*	60-190018	1330.40
10'-6" x 14'	88705*	60-190025	1568.80

*= HD (Heavy Duty) leg upgrade recommended for additional stability. Add \$178.20.

Many more sizes available! Please call or email.



FOR UPDATED PRICING, PLEASE VISIT SHOP.BMISUPPLY.COM



LAMPS

PAR AND R LAMPS

1K PAR64 VNSP #43-OS56214	\$23.75
1K PAR64 NSP #43-OS56215	23.75
1K PAR64 MFL #43-OS56217	23.75
1K PAR64 WFL #43-OS56216	23.75
500PAR64 NSP #43-OS14938	22.50
500PAR64 MFL #43-OS14932	22.50
500PAR64 WFL #43-OS14935	22.50
500PAR56Q NSP #43-OS56210	25.75
500PAR56Q MFL #43-OS56211	25.75
500PAR56Q WFL #43-OS56212	25.75
300PAR56 NSP #43-OS14947	13.80
300PAR56 MFL #43-OS14950	13.80
300PAR56 WFL #43-OS14953	13.80
200PAR46 NSP #43-OS15191	13.00
200PAR46 MFL #43-OS15194	13.00
70PAR38H WFL #43-EK08153	6.25

CALL US FOR CURRENT
LED PAR38 OPTIONS!

HPL LAMPS

HPL750/115V #43-OS54602	\$14.75
HPL750/115VX #43-OS54611	15.75
HPL750/120V #43-OS54605	15.75
HPL750/120VX #43-OS54653	15.75
HPL750/77V #43-OS54825	15.75
HPL575/115V #43-OS54622	14.75
HPL575/115VX #43-OS54807	14.75
HPL575/120V #43-OS54817	15.75
HPL575/120VX #43-OS54815	15.75
HPL575 SuperLife #43-1004063	16.95
HPL550/77V #43-OS54623	15.75
HPL550/77VX #43-OS54604	15.75
HPL375/115V #43-OS54625	15.75
HPL375/115VX #43-OS54649	15.75

ANSI CODED LAMPS

BTH #43-OS54365	\$18.10
BTL #43-OS54685	13.95
BTM #43-OS54686	18.25
BTN #43-OS54687	15.75
BTP #43-1000086	18.62
BTR #43-OS54689	16.45
BVT #43-OS54690	26.15
BVV #43-OS54691	27.65
BVW #43-OS54692	38.50
CYV #43-1000154	36.10
CYX #43-1000155	26.00
DEB #43-1000179	30.05
DMX #43-1000205	27.25
DTA #43-1000220	67.50
DTJ #43-1000221	44.25
DWT #43-EK01720	25.50
DYS/DYV/BHC #43-1000251	6.04
EFP #43-1000271	15.45
EFR #43-1000272	13.51

EGE #43-OS54648	18.55	FLE #43-OS54383	12.95
EGF #43-1000275	30.70	FLK #43-OS54589	14.95
EGG #43-OS54652	19.90	FLK/X #43-OS54551	15.95
EGJ #43-OS54654	20.60	FMC/DNS #43-1000208	28.00
EGK #43-OS54656	24.75	FMD/DNT #43-1000209	47.00
EGM #43-1000280	33.00	FMR #43-1000547	19.50
EGN #43-OS54659	21.45	FRK #43-OS54631	16.20
EGR #43-OS54662	19.90	FRK575 #43-1003326	21.25
EGT #43-OS54664	16.90	FRK575X #43-1003327	22.25
EHC/EHB #43-OS54506	16.50	FSA #43-EK15100	10.50
EHD #43-1000287	14.85	FSB #43-EK15102	10.50
EHF #43-OS54510	16.60	FSC #43-EK15106	10.50
EHG #43-1000289	14.85	FSD #43-EK15104	10.50
EHM #43-EK02180	3.95	FSE #43-EK15108	10.50
EHR #43-EK15218	11.50	FSF #43-EK15110	10.50
EHT #43-1000294	9.00	FXL #43-OS54912	12.20
EHZ #43-1000296	4.25	GLA (HP601) #43-OS54516	15.90
EJG #43-1000299	11.00	GLC (HP600) #43-OS54507	15.90
EKB #43-OS54837	12.20	GLD (HX754) #43-OS54522	16.90
ELC/3X #43-OS54841	9.90	GLE (HX755) #43-OS54523	16.90
ELC/7X #43-OS54814	11.25	GLG #43-OS54520	16.90
ELH #43-1000321	9.10	GDA #43-1000652	11.99
EMD #43-1000327	9.43		
ENH #43-OS54986	10.15		
ENL #43-OS58786	8.90		
ENX #43-OS54984	8.00		
ENX/5 #43-OS54913	9.45		
ESM #43-1000360	9.00		
ESR #43-EK15226	10.25		
ESS #43-EK15260	10.25		
ETH #43-1000378	8.25		
EVC/FGX #43-1000382	7.09		
EVR #43-EK15278	12.00		
EYC #43-EK15062	2.75		
EYF #43-EK15064	2.75		
EYJ #43-EK15066	2.75		
EYP #43-1000460	4.33		
EYW #43-EK15280	15.00		
EYX #43-1000466	15.00		
FAD #43-OS54574	10.00		
FCL #43-1000488	2.20		
FCM #43-OS54442	6.75		
FCZ #43-1000497	3.75		
FDB #43-1000499	14.50		
FDL #43-1000500	10.92		
FDN #43-OS54534	9.80		
FEL #43-OS54570	12.50		
FER #43-1000511	24.25		
FEV #43-OS54441	9.00		
FFN #43-OS56214	23.75		
FFP #43-OS56215	23.75		
FFR #43-OS56217	23.75		
FFS #43-OS56216	23.75		
FFT #43-OS54350	10.50		
FHM #43-OS54532	7.50		
FGT #43-1000529	17.20		

MISC LAMPS

SPH575 #43-1003584	\$21.82
SPH575 LL #43-1003585	21.82
64111 (Littlite Q5) #43-OS33247	4.75
25A/Ceram. Blue #43-B106325	1.56
40A/Ceram. Blue #43-B106340	1.56
25T10 Frost #43-B704025	1.35
40T10 Frost #43-B704040	1.35
25T10 Clear #43-B704125	1.35
40T10 Clear #43-B704140	1.35
500IF/PS35/130V #43-ZZ00054	8.95
1000IF/PS52/130V #43ZZ00040	25.50
VL1K-115V #43-1003248	39.53
QXL750/77 #43-OS54882	34.75
QXL750/77X #43-OS54883	34.75
MHL150 #43-5001381	74.25
MHL250 #43-5000089	60.75
MHL450 #43-5000114	50.65



ADDITIONAL LAMPS AVAILABLE!

SHOP.BMISUPPLY.COM/LAMPS



FOR UPDATED PRICING, PLEASE VISIT SHOP.BMISUPPLY.COM



LAMPS

OSRAM

OSRAM SIRIUS HRI®

OSRAM SIRIUS HRI are bright, high performing compact discharge lamps designed to deliver spectacular light effects in small, lightweight moving head fixtures. As the preferred lamp for many major moving head manufacturers, the SIRIUS HRI provides exceptional brightness and beam control with long average lifetimes (3,000 hours for 190W+).

SIRIUS HRI 5R 190W+ #43-OS54402	\$156.00
SIRIUS HRI 230W #43-OS54403	187.00
SIRIUS HRI 280W RO #43-OS54498	220.00
SIRIUS HRI 330W X8 #43-OS54738	242.00



SIRIUS HRI 5R 190W+



SIRIUS HRI 330W X8

OSRAM HMI®

HMI Discharge lamps provide consistent color that simulates daylight for use in the studio, TV, and film industries. HMI lamps are mechanically robust with eXtreme Seal (XS) technology. Select types are also available with UV-Stop (UVS) capability providing enhanced safety.

HMI 200W/SE UVS #43-OS53977	\$ 87.75
HMI 400W/SE UVS #43-OS53978	99.25
HMI 575W/SEL UVS #43-OS53979	114.00
HMI 575W/DXS #43-OS54313	94.50
HMI 1200W/SEL UVS #43-OS53980	128.10
HMI 1200W/DXS #43-OS55139	124.00
HMI 2500W/SE/XS #43-OS54070	279.00
HMI 2500W/S/XS #43-OS54068	519.12

OSRAM HSR®


HSR 575/60 #43-OS54115	\$115.00
HSR 575/72 #43-OS54116	115.00



HSD
250W/80
4ARXS

OSRAM HSD®

HSD 250W/60 4ARXS #43-OS54170	\$99.25
HSD 250W/80 4ARXS #43-OS54243	99.25
HSD 575W/72 4ARXS #43-OS54129	181.25



HTI
Double-ended
400W/700W

HTI
Double-ended
1200W/1500W



HTI 1500/60/P50 Lok-It®

OSRAM HTI®

OSRAM HTI lamps are short arc lamps that provide bright light with high efficiency. They are available in single end, reflector, and double end designs.

HTI 400W/24 #43-OS54083	\$263.50
HTI 400W/D3/75 SHARXS #43-OS54241	153.00
HTI 575W/D5/56 SHARXS #43-OS54359	148.50
HTI 700W/D4/60 SHARXS #43-OS54282	159.00
HTI 700W/D4/75 SHARXS #43-OS54242	159.00
HTI 700W/60/P28 Lok-It #43-OS54727	159.00
HTI 700W/75/P28 Lok-It #43-OS54221	155.95
HTI 700W/75/P50 Lok-It #43-OS54229	155.95
HTI 1200W/D7/60 SHARXS #43-OS54268	148.00
HTI 1200W/D7/75 SHARXS #43-OS54269	148.00
HTI 1500W/60/P50 Lok-It #43-OS54225	205.00
HTI 1500W/D7/60 SHARXS #43-OS54319	188.00

For more details on OSRAM Entertainment products go to: www.osram-america.com/entertainment

ADDITIONAL METAL HALIDE LAMPS

MSR200/HR #43-P324665	\$160.00	MSR1200/2 #43-P286955	182.11	Platinum 5R #43-P249888	216.39
MSR400 #43-P302687	142.00	MSR1200 G FF #43-P286880	260.00	Platinum 15R #43-P276089	299.99
MSR575/2 #43-P245282	135.00	MSR1200 SA #43-P291351	229.00	Platinum 16R #43-P293050	287.55
MSR575HR #43-P311605	141.00	MSR1200SA/DE G #43-P245217	163.00	Platinum 17R #43-P259176	249.75
MSR575SA/2DE #43-P203034	176.19	MSD250 #43-P291526	115.00	Platinum 20R #43-P259184	391.50
MSR700/2 #43-P287235	164.72	MSD250/2 #43-P277210	121.50	Platinum 35 #43-P245977	303.75
MSR700/2 G MFF #43-P205114	280.45	MSD575 #43-P274795	190.00		
MSR700 G FF #43-P158808	275.00	MSD575HR #43-P245472	243.00		
MSR700 SA #43-P287185	210.00	MSD1200 #43-P245589	305.00		
MSR1200 #43-P302661	175.00	Platinum 2R #43-P256529	145.13		

ADDITIONAL LAMPS AVAILABLE!
SHOP.BMISUPPLY.COM/LAMPS



FOR UPDATED PRICING, PLEASE VISIT SHOP.BMISUPPLY.COM



CONVENTIONAL PROFILES (ELLIPSOIDALS)

ETC SOURCE FOUR ELLIPSOIDAL

Source Four spotlights remain the go-to choice for entertainment lighting. The Source Four uses a high efficiency, compact filament HPL lamp. The reflector is coated with dichroic layers which reflect 95% of visible light while transmitting 90% of infrared energy (heat) back through the reflector. Because the body and lens tubes are modular, you can change a 19° to a 50° with a quick lens tube swap. Rotating gate and shutter assembly allows fast alignment of patterns. **Supplied with pipe clamp and color frame.**



Item Description	Item Number	Price
ETC Source Four 19°	38-110004	\$465.00
ETC Source Four 26°	38-110003	465.00
ETC Source Four 36°	38-110002	465.00
ETC Source Four 50°	38-110001	465.00
ETC Source Four 5°	38-110006	810.00
ETC Source Four 10°	38-110005	655.00
ETC Source Four 14°	38-110030	630.00
ETC Source Four 70°	38-110028	630.00
ETC Source Four 90°	38-110031	630.00
ETC Source Four 15°-30° Zoom	38-110007	715.00
ETC Source Four 25°-50° Zoom	38-110008	715.00
ETC Source Four 5° Lens Tube	38-110013	485.00
ETC Source Four 10° Lens Tube	38-110014	380.00
ETC Source Four 14° Lens Tube	38-110025	350.00
ETC Source Four 19° Lens Tube	38-110015	175.00
ETC Source Four 26° Lens Tube	38-110016	175.00
ETC Source Four 36° Lens Tube	38-110017	175.00
ETC Source Four 50° Lens Tube	38-110018	175.00
ETC Source Four 70° Lens Tube	38-110026	350.00
ETC Source Four 90° Lens Tube	38-110027	350.00
ETC EDLT 19° Lens Tube	38-110024	298.00
ETC EDLT 26° Lens Tube	38-110032	298.00
ETC EDLT 36° Lens Tube	38-110029	298.00
ETC EDLT 50° Lens Tube	38-110033	298.00

ETC SOURCE FOUR JR.

Source Four Jr. is the answer for venues where premium beam quality and energy savings are vital, but budget constraints are also at the fore. Source Four Jr. uses the same 575 watt HPL Lamp as the ETC Source Four. This makes it easy to mix installations while keeping spare lamp inventory costs to a minimum. Source Four Jr. also uses the same color frame as Source Four, so the same sized gel and accessories work with both fixtures. Source Four Jr. is available in three versions, with 26°, 36°, and 50° field angles. **Includes pipe clamp and color frame.**



ETC Source Four JR 26° #38-110011	\$295.00
ETC Source Four JR 36° #38-110010	295.00
ETC Source Four JR 50° #38-110009	295.00
ETC Source Four JR Zoom #38-110012	370.00

ALTMAN PHOENIX ELLIPSOIDAL

Altman has crafted an ellipsoidal fixture with an impressive feature lineup. Foremost, the Phoenix can be purchased for use with HPL lamps or traditional 2-pin G9.5 lamps (GLA, GLC, etc). Altman also developed a locking shutter system that holds your focus. Lens barrel and enclosed



accessory holder rotate a full 360° giving your electricians total control. Minimal light leakage, durable die-cast aluminum and sheet metal construction, interchangeable lens tubes (can even use competitor tubes!), tilt angle markings, and anti-reflective lens coatings are among the additional features. Made in the USA. **Includes bare lead, safety cable, color frame. All items below feature HPL socket.**

Phoenix 19° #38-210049	\$336.00
Phoenix 26° #38-210050	336.00
Phoenix 36° #38-210051	336.00
Phoenix 50° #38-210052	336.00

ETC SOURCE FOUR MINI

The Source Four Mini is everything you expect from an ETC fixture but packaged in a fixture that's just one-tenth the size of a traditional Source Four. At 9" long, the Source Four



Mini can go anywhere: museums, restaurants, light labs, theaters and other small-scale installations. The portable version featured here comes with a miniature C-clamp, E-sized pattern holder, gel media frame, and 50W lamp. **All items below are BLACK, check our website for additional options. LED version available, please visit our website.**

Item Description	Item Number	Price
S4 Mini Portable Tung. 19°	38-110054	\$295.00
S4 Mini Portable Tung. 26°	38-110055	295.00
S4 Mini Portable Tung. 36°	38-110056	295.00
S4 Mini Portable Tung. 50°	38-110057	295.00
S4 Mini 19° Lens Tube	38-110058	65.00
S4 Mini 26° Lens Tube	38-110059	65.00
S4 Mini 36° Lens Tube	38-110060	65.00
S4 Mini 50° Lens Tube	38-110061	65.00

LOOKING FOR A SPECIFIC LEGACY ELLIPSOIDAL FIXTURE OR PARTS?

GIVE US A SHOUT!

LED PROFILES



With the **ETC Source 4WRD LED retrofit**, you can advance any full-size, tungsten Source Four ellipsoidal to LED efficiency in seconds, with just a wrench and Phillips screwdriver. Simply remove the traditional lamp burner assembly, insert the new guide rod, and attach the 4WRD assembly.

That's it!

4WRD (Watt Reduction Device) is as bright as a 575-watt, extended life HPL lamp, but uses 70% less power. It affords you the same superior optics, accessories, and flexibility as your original Source 4 fixture, because you are simply changing out the lamp burner assembly.

4WRD is controlled via DMX or integrated with your existing dimmed circuits.

This incredible advancement to the Source Four fixture is available either as a retrofit or as a complete light engine. See offerings below!

ADDITIONAL DETAILS:

- 3000°K color temp
- 48 white leds in each lamp
- 77% cooler surface than tungsten Source 4
- 48.7 lumens per watt, compared to 13.3 lumens per watt for tungsten Source 4
- Die-cast aluminum housing
- Two button user interface
- IP20 rating, indoor use
- DMX in/thru via RJ45
- Compatible with standard yoke
- UL and cUL listed
- Three year warranty!



Above: Source 4WRD Retrofit Unit



Right: Source 4WRD shown installed on a Source 4 fixture. Note that the standard yoke still fits!

**SPECIAL
INTRO PRICING!**

**WE ARE ALSO OFFERING
FREE GROUND SHIPPING!
(USA ONLY, LOWER 48 STATES)**

**OPTION 1:
4WRD RETROFIT**
#67-80112



\$599.00

Fixture body and lens tube additional

**OPTION 2:
4WRD W/FIXTURE BODY**
#67-80113



\$849.00

Lens tube additional

LED PROFILES

ETC SOURCE 4 LED



ETC merged their LED fixture development with the industry-standard Source 4 fixture body to create a powerful, energy-efficient fixture backed by ETC's service standards. LED configurations below include Lustr+ (color mixing), tungsten (warm) white, daylight (cool) white, and variable white. **The units featured here include the LED engine and shutter gate assembly** along with a PowerCON lead cord with your choice of popular plugs. Add your desired ETC EDLT (enhanced definition lens tube) to complete the fixture. All fixtures below are BLACK.

a PowerCON lead cord with your choice of popular plugs. Add your desired ETC EDLT (enhanced definition lens tube) to complete the fixture. All fixtures below are BLACK.

ETC S4 LED Lustr+ #67-80038.....\$2015.00

ETC S4 LED Tungsten (warm white) #67-800392015.00

ETC S4 LED Daylight (cool white) #67-800422015.00

ETC S4 LED Studio HD (variable white) #67-80057.....2015.00

ETC SOURCE 4 LED SERIES 2

Source Four LED Series 2 Lustr - Updated array features the addition of a lime-green LED emitter. Lime green increases the luminaire's lumen output in open white and lighter tints to better match the color of a conventional Source Four fixture. Lime also enriches color-rendering by better marrying the red and blue ends of the color spectrum, for truer-to-life light that fills in the gaps that ordinary LEDs leave behind. ETC also added more red in the Source Four LED Series 2 Lustr array, working in unison with the lime-green to produce ambers, straws and pinks much brighter than the original Source Four LED.



Tungsten HD - Variable white array produces warm whites between 2700° and 4500°K.

Daylight HD - Variable white array produces cool whites between 4000° and 6500°K.

The units featured here include the LED engine and shutter gate assembly along with a PowerCON lead cord with your choice of popular plugs. Add your desired ETC EDLT (enhanced definition lens tube) to complete the fixture. All fixtures below are BLACK.

ETC Series 2 S4 LED Lustr+ #67-80058.....\$2420.00

ETC Series 2 S4 LED Tungsten HD #67-80072.....2420.00

ETC Series 2 S4 LED Daylight HD #67-800732420.00

LENS TUBES FOR ETC SOURCE 4 LED



The EDLT series is the preferred lens tube for ETC Source 4 LED fixtures. The high-quality lenses ensure the brightest output, even field, and crisp pattern projection. 14/70/90 tubes already feature EDLT-grade lensing.

ETC EDLT 19° Lens Tube 38-110024 \$298.00

ETC EDLT 26° Lens Tube 38-110032 298.00

ETC EDLT 36° Lens Tube 38-110029 298.00

ETC EDLT 50° Lens Tube (LED) 67-80043 330.00

ETC Source Four 14° Lens Tube 38-110025 350.00

ETC Source Four 70° Lens Tube 38-110026 350.00

ETC Source Four 90° Lens Tube 38-110027 350.00

ETC COLORSOURCE SPOT

ETC's latest LED profile fixture brings made-in-the-USA ETC quality at wallet-friendly prices. The **ColorSource Spot** outperforms other four-color LED profiles thanks to its combination of red, green, blue, and lime emitters. ETC applied its extensive color-mixing knowledge to the fixture, ensuring it can achieve brighter, richer, and more believable colors than other budget LEDs. The ColorSource Spot is also more dependable. You don't have to worry about it fading over the course of a show, because it compensates for thermal droop to keep the color going strong. All units below BLACK with 5-pin XLR. Power cord included. **Lens tube additional.** RJ-45 models also available.



ColorSource Spot #67-80070 \$1510.00

ColorSource Spot Engine Only #67-80068 ..1465.00

COLORSOURCE SPOT DEEP BLUE

Original ColorSource Spot fixtures use an RGB-L array where the 'B' represents the use of blue LEDs. ColorSource Deep Blue replaces those blue LEDs with a deeper 'Royal Blue' (indigo) LED. How does this impact your color mixing? The Deep Blue array will be able to hit some popular dark blue and red gel colors that the original array cannot, such as R27, R382, R358, and L181. Certain saturated greens and teal colors are sacrificed, however. All units below BLACK with 5-pin XLR. Power cord included. **Lens tube additional.** RJ-45 models also available.



Deep Blue Spot #67-80121 \$1510.00

Deep Spot Engine Only #67-80123.....1465.00



Fresnel Adapter



Cyc Adapter



SOURCE 4 LED ACCESSORIES

Well, this is supposed to be a "profile" fixtures page, but there are a couple of useful accessories for the ETC Source 4 LED engines that we'd like to share.

Fresnel Adapter - Attach to LED engine for a soft wash light with a 15° to 50° zoom range

Fresnel Adapter #67-80080.....\$500.00

Cyc Adapter - Attach to LED engine for a broad cyc wash, readily blended with adjoining fixtures.

Cyc Adapter #67-80052.....\$400.00

Adapters above NOT for use on HPL units!



LED PROFILES

CHAUVET PRO OVATION LED PROFILES

Chauvet Professional offers four (4) different LED profile fixtures to suit your needs!

E-260WW - Single source warm white LED that exceeds output of traditional 750W tungsten ellipsoidals. Smooth dimming down to the bottom of the curve. Framing shutters, gobo slot, color frame slot, and interchangeable lens tubes (compatible with popular brands). PowerCON in/out, 3-pin and 5-pin DMX connectors, RDM compatible. Dimming via DMX.



E-160WW - Energy saving wonder with output that rivals a 575W tungsten fixture, yet draws less than 100W. Smooth dimming, nearly silent, even field, many control options. Warm white. Dimming via DMX.

ED-190WW - The revolutionary ED-190WW can be dimmed via your existing theatrical dimmers! DMX control also possible. Advanced electronics automatically detects what power and data the fixture receives and responds accordingly. Warm white.

E-910FC - The next step in the evolution of the Ovation series, the E-910FC is a color-mixing profile spot featuring an RGBA-Lime array. Also features a Virtual Color Wheel to match popular gel colors used with tungsten sources. 16-bit, ultra smooth dimming for discerning theatre environments. Same physical features as Ovation units above.

E-260WW with 19° lens tube #67-C0061 **\$1329.99**
E-260WW with 26° lens tube #67-C0062 **1329.99**
E-260WW with 36° lens tube #67-C0063 **1329.99**
E-260WW with 50° lens tube #67-C0064 **1329.99**
E-260WW Engine & Shutter Gate only #67-C0065 **1179.99**

E-160WW with 19° lens tube #67-C0071 **\$999.99**
E-160WW with 26° lens tube #67-C0072 **999.99**
E-160WW with 36° lens tube #67-C0073 **999.99**
E-160WW with 50° lens tube #67-C0074 **999.99**
E-160WW Engine & Shutter Gate only #67-C0075 **849.99**

ED-190WW with 19° lens tube #67-C0045 **\$1329.99**
ED-190WW with 26° lens tube #67-C0046 **1329.99**
ED-190WW with 36° lens tube #67-C0047 **1329.99**
ED-190WW with 50° lens tube #67-C0048 **1329.99**
ED-190WW Engine & Shutter Gate only #67-C0049 **1179.99**

E-910FC with 19° lens tube #67-C0050 **\$1329.99**
E-910FC with 26° lens tube #67-C0051 **1329.99**
E-910FC with 36° lens tube #67-C0052 **1329.99**
E-910FC with 50° lens tube #67-C0053 **1329.99**
E-910FC Engine & Shutter Gate only #67-C0054 **1179.99**

ALTMAN PHX 250W LED

The Altman PHX 250W LED Profile Spots are state-of-the-art luminaires in function, style, and efficiency. Fully locking shutters and a 360° rotating barrel help keep your fixture's focus intact and easy to attain. Features durable die-cast aluminum and sheet metal construction. An impressive fixture when compared to a traditional ellipsoidal. **All fixtures include lens tube, c-clamp, safety cable, and Powercon lead cord with male Edison plug. Black is standard, but you can also choose white or silver at no extra charge.** Choose from RGBA, RGBW, and 3000°K warm white (3K WW) models below. 5K white also available, along with 5° and 10° models.



PHX 250W RGBA 19° #67-30014 **\$1560.00**
PHX 250W RGBA 26° #67-30015 **1560.00**
PHX 250W RGBA 36° #67-30016 **1560.00**
PHX 250W RGBA 50° #67-30017 **1560.00**
PHX 250W RGBA 15-35 Zoom #67-30035 **1744.00**
PHX 250W RGBA 30-55 Zoom #67-30036 **1744.00**

PHX 250W RGBW 19° #67-30010 **\$1680.00**
PHX 250W RGBW 26° #67-30011 **1680.00**
PHX 250W RGBW 36° #67-30012 **1680.00**
PHX 250W RGBW 50° #67-30013 **1680.00**
PHX 250W RGBW 15-35 Zoom #67-30037 **1864.00**
PHX 250W RGBW 30-55 Zoom #67-30038 **1864.00**

PHX 250W 3K WW 19° #67-30018 **\$1800.00**
PHX 250W 3K WW 26° #67-30019 **1800.00**
PHX 250W 3K WW 36° #67-30020 **1800.00**
PHX 250W 3K WW 50° #67-30021 **1800.00**
PHX 250W 3K WW 15-35 Zoom #67-30039 **1984.00**
PHX 250W 3K WW 30-55 Zoom #67-30040 **1984.00**

PRG RENEW LED RETROFIT

The PRG RH+A ReNEW retrofit uses your existing ETC Source 4 lens tube and shutter assembly to create a powerful LED profile spot. Typical output exceeds a 575W

HPL lamp in a traditional Source 4 unit. ReNEW is available in 3000°K and 5700°K versions. LED chip-on-board design can be readily updated when improved LEDs become available. Additional features include standalone operation, 196-watt max power consumption, PowerCON in/thru, ETL listing, and more. Available models include DMX control or LD (line dimmable...uses your existing dimmed circuits). All items below are BLACK.

ReNEW Retrofit DMX 3000K #67-90035 **\$1140.00**
ReNEW Retrofit DMX 5700K #67-90036 **1140.00**
ReNEW Retrofit LD 3000K #67-90040 **920.00**
ReNEW Retrofit LD 5700K #67-90041 **920.00**



CONFUSED ABOUT THE BREADTH OF CHOICES?

LOOKING FOR AN ITEM NOT LISTED HERE?

OUR EXPERIENCED STAFF CAN HELP...

GIVE US A SHOUT!



CONVENTIONAL WASH

ETC SOURCE FOUR PAR



Using a die-cast aluminum reflector and enhanced coatings, Source Four PAR delivers equal or better light output than conventional 1000 watt PAR 64s and an even field. Changing beam angles is as easy as snapping in one of four low cost lenses. Source Four PAR's compact design means more units can be mounted on a pipe or fit into a truck. Comes complete with color frame, set of 4 lenses, and bare power pigtail. EA (Enhanced Aluminum) is the traditional model. MCM (Metal Cold Mirror) offers a cooler beam (more heat directed out back of fixture).

- Source Four PAR EA, Black #38-130001..... \$235.00**
- Source Four PAR EA, White #38-130003..... \$325.00**
- Source Four PAR MCM, Black #38-130002..... \$390.00**

ALTMAN STEEL PAR CANS

These rugged PAR fixtures feature heavy gauge steel construction. Tough black powder coating, hinged rear cover for lamp access, spring-loaded color frame lock, 36" bare pigtail, 360° beam rotation lamp holder. All models include color frame and safety cable. PAR56 can accept 300W and 500W lamps. PAR64 offerings include 500W and 1000W. UL and cUL listed.



- Altman PAR56, Black #38-230003 \$83.20**
- Altman PAR64, Black #38-230004 88.00**

ALUMINUM PAR CANS



These general purpose PAR cans feature lightweight spun aluminum construction, positive-locking yoke, ceramic sockets, safety screen, octagonal color frame, and installed Edison plugs. Steel

reinforced rivets withstand touring applications. Matte black enamel finish. UL listed. PAR56 can be used with 300W or 500W lamps. PAR64 can be used with 500W and 1000W lamps.

- PAR56, Edison, Black #38-930023..... \$41.00**
- PAR64, Edison, Black #38-930022..... 43.00**

BIRDIES (PAR 16)

Compact PAR 16 unit with E17 intermediate screw base socket and 18" tail w/molded Edison connector. Handy for theatrical and architectural applications where space is limited. Color frame included. UL Listed! Uses FSA, FSB, FSC, etc family of lamps.



- PAR 16 Birdie, Black #38-930001 \$34.23**
- PAR 16 Birdie, Chrome #38-930002..... 34.23**

ETC SOURCE FOUR PARNEL



With the PARNel, ETC introduced a fixture with the function of a Fresnel and the power of a Source 4 PAR. With its unique wave lens design and precision focusing knob, the PARNel lets you quickly access a 25° - 45° beam spread. Excellent heat management through die-cast aluminum construction, sealed reflector housing, and integral heat sink fins. Smooth, soft, symmetrical field is perfect for down washes. Weighs only 8 lbs. Includes color frame, bare pigtail.

- ETC Source 4 PARNel, Black #38-120001..... \$315.00**
- ETC Source 4 PARNel, White #38-120003..... 405.00**

ETC SOURCE 4 FRESNEL

Using proven HPL lamp technology, the ETC S4 7" Fresnel provides soft-edged area lighting with user-friendly controls, energy-efficiency, and superb build quality. Features an adjustable-balance yoke, enclosed accessory slot (no light leak!), and easy-to-use focusing mechanism. Relamping is easy via access through a bottom door...no need to break focus to change lamps. Includes color frame and bare power pigtail.



- ETC 7" Source Four Fresnel, Black #38-120004..... \$415.00**

ALTMAN 6" AND 8" FRESNELS

Popular wash fixtures featuring sheet steel construction, slide focus mechanism, and even-field Fresnel lenses. **65Q 6" model can be outfitted with an HPL socket and use the same lamp inventory as your Source Four fixtures.** Retrofit kits also available. All units include color frame and safety cable. 65Q models UL listed up to 750W. 75Q model listed for 1000W. 65Q good for 10' - 30' throws. 75Q suited for 20' - 40' throws. All units feature black finish.



- 65Q 6" Fresnel w/MPF Socket #38-220003..... \$134.40**
- 65Q 6" Fresnel w/HPL Socket #38-220010 156.00**
- Retrofit Kit to convert 65Q to HPL Socket #40-2003HPL 64.00**
- 75Q 8" Fresnel (Mogul prefocus) #38-220007 277.60**

ALTMAN #100 3" FRESNEL

This "inkie" Fresnel features a 3" heat-resistant lens, cast aluminum body, double contact bayonet socket for 100W lamp, slide adjustment focus, 36" lead, and mounting base. Color frame, safety cable included. Throw: 5' - 15'. Black. Great for set lighting, event lighting, and more.



- Altman 3" Fresnel "Inkie" #38-220002 \$128.00**

GHOST LIGHT

Traditional theatrical lighting fixture! This solidly built unit has a laser-cut steel boom base, casters, center pipe mast, and protected screw-base socket housing. Also features a 10' lead cord with Edison plug for easy plug-in. Built-to-order, please allow a couple weeks lead time.



- Ghost Light #38-990003 \$295.00**

LED FIXED WASH

ETC DESIRE D22



Little sibling to the D40 and D60 fixtures described below. Great for applications where a smaller fixture is needed, but you do not want to sacrifice superb performance. 22 total emitters, available in a variety of LED arrays based on your color or white light needs. Below are portable models for c-clamp mounting. Track and canopy versions also available.

- ETC D22 Lustr+ Color Mixing #67-80060\$1005.00
- ETC D22 Studio HD (white with tint-control) #67-80061 1005.00
- ETC D22 Tungsten White #67-80062 1005.00
- ETC D22 Daylight White #67-80063 1005.00

Variety of D22 diffusers available for \$25.00 ~ \$28.00 each.
See full listings on our website.

ETC DESIRE D40



LED lighting does not have to be ugly! ETC's Desire D40 Series LED fixtures produce brilliant, high-quality, efficient light in a PAR-like fixture body. With the unparalleled x7 Color System, Desire fixtures create a balanced blend of deep, saturated colors or natural white that can be combined into a rig with conventional fixtures or used by itself. Intuitive built-in control functions include quick setup options so you can quickly

and easily adjust the luminaire's performance. ETC has also included an innovative "red shift" option allowing Desire fixtures to mimic a tungsten fade. Using the built-in color-pickers on ETC lighting control consoles, you can pick a gel match for the Desire fixtures to produce or you can modify the color to get the exact shade you want. D40 features 40 LED emitters and is convection cooled (no fans!). DMX in/thru, Powercon in/thru. Options below include VIVID color array (most saturated colors) and LUSTR+ (versatile color including lighter tints for theatre). Dedicated white and outdoor versions available.

- ETC D40 VIVID #67-80040.....\$1815.00
- ETC D40 Lustr+ #67-80029 1815.00
- ETC D40 Studio HD (white with tint control) #67-80173 1815.00

Variety of D40 diffusers available for \$25.00 ~ \$34.00 each.
See full listings on our website.

ETC DESIRE D60



Big sibling to the D40 LED wash above. Slightly larger fixture with 60 total LED emitters. This one is fan-cooled. Fantastic total light output for the fixture cost (the best of any ETC LED fixture). Great for bright color down washes, backlight system, or to augment a white-light system with color-changing capabilities. Featured below are the VIVID, Lustr+, and Studio HD models. Dedicated tungsten white and daylight white

- models also available. IP66 outdoor versions also available.
- ETC D60 VIVID #67-80028.....\$2215.00
- ETC D60 Lustr+ #67-800562215.00
- ETC D60 Studio HD (white with tint control) #67-800332215.00

Variety of D60 diffusers available for \$45.00 ~ \$50.00 each.
See full listings on our website.



ETC FIXTURES LISTED HERE
INCLUDE POWERCON CORD WITH
CHOICE OF PLUG.

ETC COLORSOURCE PAR



Most budget LEDs use red, green, blue, and possibly white and/or amber emitters, a combination that results in a limited color range. In contrast, the **ColorSource PAR** benefits from ETC's experience in LED color-mixing, by using a unique

recipe of red, green, blue, a twist of lime, and an extra dash of red. The lime and double-red emitters expand the ColorSource PAR's color range, allowing a richness only possible from ETC LED luminaires. And, when ColorSource PAR fixtures are used at any intensity, they maintain their color quality. Models below offer choice of 5-pin XLR or RJ-45 for DMX. Units below are BLACK, white also available.

- ColorSource PAR, 5-pin #67-80064\$805.00
- ColorSource PAR, RJ-45 #67-80081 805.00

COLORSOURCE PAR DEEP BLUE



Original ColorSource PAR fixtures use an RGB-L array where the 'B' represents the use of blue LEDs. ColorSource Deep Blue replaces those blue LEDs with a deeper 'Royal Blue' (indigo) LED. How does this impact your color mixing?

The Deep Blue array will be able to hit some popular dark blue and red gel colors that the original array cannot, such as R27, R382, R358, and L181. Certain saturated greens and teal colors are sacrificed, however. All units below BLACK, white finish also available.

- CS PAR Deep Blue, 5-pin #67-80119.....\$805.00
- CS PAR Deep Blue, RJ-45 #67-80120 805.00



LED FIXED WASH

COLORDASH S-PAR 1



COLORDash S-Par 1 uses a high-power RGBA LED engine and a homogenizing lens to produce a beautifully blended color palette with a subtle soft edge. It is fully convection cooled and uses IP rated power and data connectors. Also features color temperature presets from warm white to daylight.

This coupled with an innovative touch display and rugged split yoke make it ideally suited for any application where silent operation, ease of installation, and weather conditions are to be factored in. Includes power cable w/Edison plug.

COLORDash S-Par 1 #67-C0068\$479.99

COLORDASH PAR-HEX 7



COLORDash Par-Hex 7 adds the brightness and intensity of ultraviolet light to any design without requiring a separate UV filter. Featuring seven RGBWA + UV LED chips, it produces a rainbow of deeply saturated colors, plus any variation of white and bold UV with no distractive multi-colored shadows. Ideal for tours and live productions, this lightweight fixture has a 21° beam angle. Silent and

flicker free, it's also right at home at broadcast studios and houses of worship. Offering simple and complex DMX channel profiles, power linking, Neutrik® powerCON® connections as well as 3-and 5-pin DMX connectors, it lends itself to applications of any size. Includes powerCON - Edison cable.

COLORDash PAR-HEX 7 #67-C0037.....\$349.99

COLORDASH PAR-HEX 12



COLORDash Par-Hex 12 is an intensely bright hex-colored RGBAW+UV LED wash light that satisfies the need for a color wash, a white wash, and a UV wash. It projects deeply saturated colors, a variety of whites, and a brilliant ultra-violet, flicker-free and without multi-colored shadows. It offers 4 distinct dimming curves and many DMX personalities for programming versatility. The lightweight yet rugged housing, split yoke, and Neutrik® powerCON connections make COLORDash Par-Hex 12 a great fixture for lighting live productions and events. Includes powerCON - Edison cable.

COLORDash PAR-HEX 12 #67-C0055.....Discontinued

COLORDASH PAR-QUAD 18



COLORDash Par-Quad 18 is powered by 18 quad-colored RGBA LEDs in a compact and durable housing. Amber LEDs help produce any variation of white and stunning saturated colors for an expansive palette devoid of multi-colored shadows. A split-yoke bracket eliminates the need for floor stands. Power linking with locking Neutrik® powerCON® power in and out and 3- and 5-pin

DMX connectors simplify connections and setup. COLORDash Par-Quad 18 also includes a gel frame holder and gel frame. Includes powerCON - Edison cable.

COLORDash PAR-QUAD 18 #67-C0060.....\$499.99



CHAUVET PROFESSIONAL WELL FIT



WELL Fit is a must for event lighting. A discrete, high-powered RGBA LED up-lighter, this small battery powered wash light comes in a reflective chrome housing designed to blend into any décor.

WELL Fit can be controlled

wirelessly either by W-DMX or by an included IR remote. It can also be controlled manually from the display on the fixture using built-in automated programs. Includes drop-in road case for easy storage

and re-charging of batteries. Approximately 8-hour run time with LEDs all on. 5-hour recharge time. Beam angle 11°, field angle 18°. **WELL Fit** is a perfect solution for quick setup and distinguished accent lighting.

WELL Fit 6-pack with case #67-C0043.....\$3799.99



COREPAR 80 USB



From the Chauvet DJ line, the **COREpar 80 USB** produces a full spectrum of light with the unsurpassed color mixing of COB (Chip-on-Board) technology. Includes separate magnetic lens allowing easy change from ultra-wide wash to narrow beam. High-frequency LED dimming achieves smooth LED fades. Control options include DMX, master/slave, and sound activation as well as wireless control with D-Fi USB (optional). Point-and-shoot operation of static colors and automated programs is also possible with the optional IRC-6 remote control. The unit's robust sit-flat housing features power (IEC) and DMX outlets (3-pin) on the side, a great feature for uplighting.

COREpar 80 USB #67-C0056.....\$229.99



COLORADO 1-TRI TOUR

One of the oldest and most trusted LED wash units still available! 3-watt tri-color RGB LED engines (14), various control modes, built-in programs, Powercon in/thru, DMX in/thru, and a useful double-yoke. 17° beam angle, 88 watts max.

COLORado 1-Tri Tour #67-C0003.....\$399.99



LED FIXED WASH

CHROMA-Q COLOR ONE 100X



The Chroma-Q Color One 100X LED Par features a fully homogenized beam, eliminating the color separation and shadows synonymous with LED lighting. Using core LED technology from the Chroma-Q premium performance lighting range, this multi-purpose fixture is ideal for a wide range of applications. New "X" model offers nearly 60% more output than original fixture.

Chroma-Q Color One 100X #67-90031\$667.40



Chroma-Q
BRILLIANT SOLUTIONS



ELEKTRALITE EYEBALL 5-IN-1



Able to fit in tight spaces, the Elektralite eyeBall RGBWA 5-in-1 is ideally suited for integration into existing rigs and new projects. The eyeBall is lightweight and small, allowing for more fixtures to be hung in a given space. DMX control via 5-pin XLR, power in and thru via IEC cable. This unit comes with a boatload of accessories, more than most LED...double yoke, IEC power input cable, IEC extension (pass-thru) cable, short DMX input cable, AND a set of 5-pin to 3-pin adapters. Great value!

eyeBall 5-in-1 RGBWA 10° #67-G0001\$280.72
eyeBall 5-in-1 RGBWA 25° #67-G0002280.72
eyeBall 5-in-1 RGBWA 40° #67-G0003280.72
Barndoors for eyeBall #67-G000523.65



ELEKTRALITE DAZER



The Elektralite Dazer family of LED lighting fixtures are engineered at an incomparable level of intensity for its range. At the heart of the ElektraLite Dazer are thirty-six powerful 5-watt LED's. Its rugged design allows the Dazer to be a workhorse in stage,

studio, worship, and architectural applications. The Dazer's sophisticated diffraction lensing system provides a packed punch of color in a variety of beam spreads. Included with each fixture are four interchangeable optics, providing 15°, 25°, 40°, and 60° beam spreads. The models featured here include Red, Green, and Blue (RGB) and a warm white (3000°K).

Elektralite Dazer RGB #67-G0004\$747.12
Elektralite Dazer Warm White #67-G0007747.12

ELATION SIXPAR 200



The Elation SIXPAR 200™ features (12) 12W 6-IN-1 RGBAW+UV LEDs, 100,000 average hour LED life, 15° beam and 25° field angles, electronic strobe and dimming (0-100%), 5 variable dimming curve modes, dual yoke / floor stand, multiple unit power linking, RDM (remote device management), rugged die-cast aluminum exterior, flicker free operation for TV and FILM, 150W max power consumption, and a multi-voltage universal auto switching power supply (110-250v). Includes powerCON cable. Excellent value!

Elation SIXPAR 200 #67-E0004\$460.00

ELATION SIXPAR 300



The Elation SIXPAR 300™ features (18) 12W 6-IN-1 RGBAW+UV LEDs, 100,000 average hour LED life, 15° beam and 25° field angles, electronic strobe and dimming (0-100%), 5 variable dimming curve modes, dual yoke / floor stand, multiple unit power linking, RDM (remote device management), rugged die-cast aluminum exterior, flicker free operation for TV and FILM, 220W max power consumption, and a multi-voltage universal auto switching power supply (110-250v). Includes powerCON cable. One of the brightest and most versatile LED wash fixtures at this price point.

Elation SIXPAR 300 #67-E0005\$600.00

ELEKTRALITE 1018-AI



1018-AI offers a unique RGBWAI LED array - Red, Green, Blue, White, Amber, and Indigo. Indigo is an almost UV blue that offers you "Congo Blue"-like colors.

Six (6) LED colors gives you a much more complete color range. LEDs are united in clusters, giving you a homogenized output. Smooth dimming.

Elektralite 1018-AI #67-G0006\$791.12

MARTIN RUSH PAR1 RGBW



The Martin RUSH PAR 1 RGBW is a bright LED PAR Can with premixed RGBW color mixing. Features 7 10W CREE LEDs. It offers electronic dimming and strobe and comes with a flexible bracket for floor or truss mounting. 17° spread, 5-pin XLR in/thru, powerCON in/thru, auto-ranging power input, 78W typical power consumption. Body constructed from durable, high-impact, thermoplastic material.

Martin RUSH PAR1 RGBW #67-M0002\$495.00



LED ZOOM WASH



ALTMAN PEGASUS

The **Altman Pegasus Fresnels** are 6" and 8" white output LED Fresnels that are both mains dimmable and DMX controlled all in one luminaire. Pegasus replicates the soft light output that is expected from a theatrical or studio Fresnel. Under 150 watts, the 6" Pegasus Fresnel far surpasses the output of its 500 watt incandescent counterpart. The Pegasus 8" meets the output of its 750 watt incandescent counterpart. Additional features include

PowerCON and DMX in/thru connections, RDM, universal power supply (100-240VAC), 50,000 hour LED life expectancy, and all metal construction. C-clamp, color frame, and safety cable included. **Proudly made in the USA!**

- Altman Pegasus 6"** #67-30032 **\$ 932.00**
- Altman Pegasus 8"** #67-30033 **1065.60**

Ovation F-95WW FRESNEL



Here's another Chauvet LED unit we were impressed with in our demo room. Ovation F-95WW features a compact and lightweight design that delivers a beautiful soft flat field with high-quality glass optics. Ovation F-95WW is built to work in a variety of stage and TV applications. Its fantastic zoom range of 10° to 54° and soft, warm white wash make it a versatile replacement for aging six-inch fresnels. Quiet operation and

smooth dimming control make it a smart choice for any theatrical and/or studio application. Continue to use your gel stock and never worry about burnout or blowing a lamp. You'll also drop your power needs from at least 500W per fixture down to 108W. Not bad! The usual DMX in/thru (3 and 5-pin), Powercon in/thru, strobe, dimmer, etc. Includes lead cord with Edison plug. 14 lbs.

- Ovation F-95WW** #67-C0080 **\$799.99**

Ovation F-165WW FRESNEL



Powered by 16 10-watt LEDs, Chauvet's Ovation F-165WW Fresnel delivers a smooth, even wash with a warm color temperature and a beautiful soft field. It also features an easily adjustable, motorized zoom with a range from 25° - 76°. Yes, that's right, a Fresnel with a zoom you can adjust remotely via DMX! You can also manipulate the zoom manually at the fixture itself. Also accommodates barn doors for glare reduction and beam shaping. Selectable dimming curves make it compatible with older, traditional theatre Fresnels. Other nitty-gritty details: 16-bit dimming resolution for smooth fades, nearly silent operation DMX in/thru (3 and 5-pin), Powercon in/thru, 7.5" frame size, 170 watt max, 15 lbs. Includes powerCON - Edison lead cord.

- Ovation F-165WW** #67-C0033 **\$1149.99**

ADDITIONAL ZOOM FIXTURES AVAILABLE!



Above: Fresnel adapter
Right: Fresnel adapter installed on Source 4 LED engine.

SOURCE 4 LED FRESNEL ADAPTER

The Source Four LED Fresnel is like no Fresnel you've seen before. The adapter fits any Source Four LED light engine and creates washes with soft edges. The light blends evenly with smooth overlap and uniform distribution. The Fresnel adapter is adept at sculpting light using traditional barn-door technology and attachments, to customize the look and shape of the light. And with the highest-quality light output, the Source Four LED Fresnel can be used in any application – on stage or in the studio. Offers 15°-50° zoom range. Features heat- and impact-resistant polycarbonate lenses. Adds immense versatility to your Source 4 LED purchase!

- Fresnel Adapter** #67-80080 **\$500.00**

Adapter above NOT for use on HPL units!



ETC Source 4 LED Engine

ETC SOURCE 4 LED ENGINES

Any of the ETC Source 4 LED engines will work with the Fresnel adapter above, including the ColorSource Spot engine. Below is a brief recap of each engine's LED array for your reference. All fixtures below are BLACK with 5-pin XLR. **These are just the back LED engines (no shutter gate assembly).**

- S4 LED Lustr+** #67-80051 **\$1970.00**
Original ETC x7 color-mixing system
- S4 LED Series 2 Lustr+** #67-80111 **2375.00**
2nd gen brighter color-mixing with lime LED
- S4 LED Series 2 Tungsten HD** #67-80076 **2375.00**
Tunable white from 2700 - 4500K
- S4 LED Series 2 Daylight HD** #67-80077 **2375.00**
Tunable white from 4000 - 6500K
- ColorSource Spot** #67-80068 **1465.00**
RGB + Lime and extra red
- ColorSource Spot Deep Blue** #67-80123 **1465.00**
Same as above, with indigo replacing blue



LED ZOOM WASH

COLORADO 1 SOLO



COLORado 1 Solo builds on the pedigree of the COLORado line of fixtures with advanced optics and superb performance in any environment, from indoor stages to outdoor festivals. This powerful RGBW LED wash projects an even, fully homogenized beam through fast and smooth zooming optics (8°-55°). It utilizes IP rated power and data connectors as well as full convection cooling for a silent and reliable operation, indoors and outdoors. Features one (1) 60W RGBW LED with 50,000 hour life expectancy. IP65 Powercon, 5-pin XLR in/thru.

COLORado 1 Solo #67-C0078\$599.99

COLORADO 2 SOLO



COLORado 2 Solo uses three (3) 40 W RGBW engines to project a beautiful and fully homogenized beam through fast and smooth zooming optics (7° - 42°) IP rated power and data connectors, and full convection cooling ensure a reliable and silent performance indoors and out, in a wide range of applications from theatrical to outdoor festival productions. IP65 Powercon, 5-pin and 3-pin XLR in/thru.

COLORado 2 Solo #67-C0076\$899.99

COLORADO 3 SOLO



One of the brightest and most versatile zoom wash units on the market. COLORado 3 Solo uses advanced zooming optics (8°-45°) and three (3) 60 W RGBW engines to project an intense and fully homogenized beam. IP rated Powercon and data connectors (3-pin and 5-pin), and full convection cooling ensure a reliable and silent performance indoors and out. Also features standalone color mixing and automated

programs. This is a tremendous fixture for theatrical applications, touring, and event lighting.

COLORado 3 Solo #67-C0069\$1249.99

BLIZZARD COLORISE ZOOM RGBAW



Searching for that LED par can that is bright, loaded with features, and as quiet as a church mouse? Colorise Zoom RGBAW fixtures come fitted with 36 3W high output RGBAW LEDs with a 10°-40° zoomable beam angle, diffused lens, and AnyFi™ wireless DMX receiver which supports W-DMX™ and other wireless protocols. Attractive cast aluminum housing with heat sink allows for silent convection cooling. Users can control Colorise™ Zoom

RGBAW fixtures with DMX, master/slave, and automated programs. It has a well-structured, easy-to-navigate LED control panel menu. Industry standard powerCON-compatible power input/output connections, 3/5-pin DMX in/out. 2-year warranty. Countless additional fixtures that make this a tremendous fixture at a great price.

Blizzard Colorise Zoom RGBAW #67-B0024\$599.99

MARTIN RUSH PAR 2 ZOOM



RUSH PAR 2 RGBW Zoom is a bright, single-lens LED PAR Can with fully premixed color from 12 RGBW LEDs and a spectacular 10 – 60 ° zoom. It offers electronic dimming and strobe and comes with a flexible yoke for floor or truss mounting. 5-pin XLR for DMX in/thru, PowerCon power in/thru, power consumption 151W. We've seen this unit in action and it is excellent. The wide zoom range makes this a fantastic option when you need versatile color wash options.

Martin Rush PAR 2 Zoom #67-M0001\$895.00

COLORADO 1 QUAD ZOOM



COLORado 1 Quad Zoom is an excellent indoor/outdoor wash light with seven Osram RGBW LEDs delivering big time power from a compact, yet solid housing. It maintains its IP65 rating with IP rated DMX cables, but standard 5-pin XLR DMX cables work perfectly for indoor use. A 13° to 45° zoom gives you ample control over the beam, and selectable dimming curves facilitate the integration of the fixtures into an existing rig. Center pixel control provides even more dynamic effects with full 16-bit dimming.

COLORado 1 Quad Zoom #67-C0081\$579.99

COLORADO 2 QUAD ZOOM



COLORado 2-Quad Zoom is a solid indoor/outdoor wash light featuring 14 bright quad-colored Osram (RGBW) LEDs and a 14° to 44° zoom. Selectable dimming curves facilitate its integration into an existing rig. This excellent LED wash light maintains its IP65 rating with IP rated DMX cables, but standard 5-pin XLR DMX

cables work perfectly for indoor use. IP rated power and data connectors allow for easy connections without the need for proprietary cabling.

COLORado 2 Quad Zoom #67-C0070\$1129.99

QUESTIONS ABOUT LEDS?

**CURIOUS WHICH FIXTURE
BEST SUITS YOUR NEEDS?**

OUR STAFF CAN HELP!

CONVENTIONAL CYC & FLOODS



Altman Sky Cyc (4-cell)



Altman Focusing Cyc

ALTMAN ECONOCYC & FOCUSING CYC

A lightweight, compact, and versatile luminaire designed to provide an even wash of light on cycloramas and backdrops. Can link together to form a multiple cell fixture. Adjustable lampholders accept various length lamps, 300W - 1500W. Focusing version features tilting reflector for easy adjustment. Measures 12"H x 12.5"W x 9.25"D, 10.5 lbs. Single cell includes safety screen, color frame, safety cable, and interconnect latches. **Yoke kits now include mounting hardware.**

EC-1 Single Cell Econocyc #38-270001	\$184.80
FC-1 Single Cell Focusing Cyc #38-270002	460.80
FC-1Y 1 Cell Yoke w/Pipe Clamp #27-200FC1Y	36.80
FC-2Y 2 Cell Yoke w/Pipe Clamp #27-200FC2Y	51.20
FC-3Y 3 Cell Yoke w/Pipe Clamp #27-200FC3Y	64.80
FC-2X2Y Yoke w/Pipe Clamp (2 over 2) #27-2FC2X2Y	78.40

ALTMAN SKY CYC

Workhorse cyc fixture by Altman that remains in wide use. 12' spacing typical for broad, even distribution. High efficiency reflector, UL listed for up to 1500W per cell, multiple mounting configurations. Lamp at 1000W or 1500W. Comes complete with pipe clamp, yoke, color frame, safety cable and safety screen.

1-Cell Sky Cyc #38-270006	\$ 407.20
2-Cell Sky Cyc #38-270007	747.20
3-Cell Sky Cyc #38-270008	1058.40
4-Cell Sky Cyc #38-270009	1349.60

ALTMAN GROUND CYC

Workhorse ground row cyc fixture! Spring loaded color frame doors compartmented for color separation. Asymmetrical distribution for even cyc washes. Lamp at 300W, 500W, 750W, or 1000W per cell. Luminaire available in 1 lamp through 12 lamp configurations with single to 4 circuit wiring. Safety screen, color frames and floor trunions included.

1 Compartment, 1 Circuit #38-270003	\$314.40
2 Compartment, 2 Circuit #38-270004	472.00
3 Compartment, 3 Circuit #38-270010	712.00
508 Hanging iron and clamp #27-2000508	41.60/pair

TIMES SQUARE S100 WASH

The S100 Wash is designed for applications where a broad wash of light is needed in a limited amount of space. At only 4.5" wide x 4.5" tall x 3" deep the S100 can fit into small spaces behind doors and entryways. A



hinged accessory holder and tempered clear glass lamp shield are included. Accepts 100 watt ESR and ETD lamps or 150 watt ETC and ETF lamps (not included). Color frame and barndoor are available.

S100 Wash #38-T90001	\$78.30
-----------------------------------	----------------

TIMES SQUARE LIGHTING WORKLIGHT



Times Square Lighting's W575 and W150 are compact, wide angle flood lights that are ideal for general lighting and washes.

The W575 model uses the popular stage and studio GLA, FLK and FLK/X lamps (not included) and is dimmable. The W150 model uses the long-life, 12,000-hour CDM150/T6/830 lamp (not included) and is non-dimmable. The compact 7.5"x7.5"x7-7/8" size allows this fixture to be located where older, higher wattage fixtures might not fit while delivering high light output. Features include a multi-position yoke, removable color frame and an integral glass safety shield. Available in black, white or silver finishes.

W575 Worklight #38-T90002	\$202.50
W150 Worklight #38-T90003	351.01

ALTMAN Q-LITE

Open-face fixture for use in spaces where maximum light output and beam are required for fill or flood lighting. Includes standard yoke, safety screen, color frame and safety cable.



6-3/4"H (with yoke) x 11-1/2"W x 6-3/4"D (with barndoor). 1kW produces a very broad beam which will uniformly illuminate an area 25' x 43' at a distance of 10' with a center intensity of 56fc. Safety screen included. Q-Lite JR max lamp is 650W, includes barndoors.

Q-Lite #38-260025	\$217.60
QLBD4 Barndoor #27-20QLBD4	38.40
Q-Lite JR. #38-260026	194.40

WE CAN STILL SUPPLY A VARIETY OF OTHER LEGACY FIXTURES FOR THOSE THAT NEED TO AUGMENT EXISTING GEAR, INCLUDING R40 STRIPS. WANT TO MAKE THE JUMP TO LEDs? GIVE US A SHOUT TO GET STARTED.

LED CYC & BORDER LIGHTS



Linear 4



Linear 2



Linear 1



B-565FC (front)



B-565FC (back)



Ovation B-2805FC

ETC COLORSOURCE LINEAR

ColorSource Linear combines the bright, bold output of the ColorSource family with a sleek linear design to create a versatile and affordable strip light. Whether being used to create a stunning wash of light on your stage or to light a wall, the ColorSource Linear uses ETC's unique RGB-L color system to provide beautiful LED lighting. ColorSource Linear is contained in a strip light, or batten, form factor and uses the same proportionate recipes of red, green, blue, and lime LEDs as the ColorSource PAR. This creates a color range and richness only possible from ETC LED luminaires. The Linear fixture was designed to allow multiple fixtures to be mounted end to end with no visible break in light. Additional features include homogenized optics, simple user interface, powerCON in/thru power connections, DMX in/thru (5-pin XLR or RJ45), RDM or local configuration, LED droop compensation for consistent output, and tour-grade housing. Uses optional secondary lenses to customize beam-spread (native field angle is ~30°). Available in 0.5 meter, 1 meter, and 2 meter lengths. All units below black.

- ColorSource Linear 1 (0.5m), 5-pin XLR #67-80131\$1095.00**
- ColorSource Linear 1 (0.5m), RJ-45 #67-80132 1095.00**
- ColorSource Linear 2 (1m), 5-pin XLR #67-80135..... 1995.00**
- ColorSource Linear 2 (1m), RJ-45 #67-80136..... 1995.00**
- ColorSource Linear 4 (2m), 5-pin XLR #67-80139.....3795.00**
- ColorSource Linear 4 (2m), RJ-45 #67-80140.....3795.00**

See website for various lens options!

ETC COLORSOURCE LINEAR DEEP BLUE

Original ColorSource Linear fixtures use an RGB-L array where the 'B' represents the use of blue LEDs. ColorSource Deep Blue replaces those blue LEDs with a deeper 'Royal Blue' (indigo) LED. How does this impact your color mixing? The Deep Blue array will be able to hit some popular dark blue and red gel colors that the original array cannot, such as R27, R382, R358, and L181. Certain saturated greens and teal colors are sacrificed, however. All units below BLACK.

- ColorSource Linear 1 D.B. (0.5m), 5-pin #67-80133\$1095.00**
- ColorSource Linear 1 D.B. (0.5m), RJ-45 #67-80134..... 1095.00**
- ColorSource Linear 2 D.B. (1m), 5-pin #67-80137 1995.00**
- ColorSource Linear 2 D.B. (1m), RJ-45 #67-80138..... 1995.00**
- ColorSource Linear 4 D.B. (2m), 5-pin #67-80141.....3795.00**
- ColorSource Linear 4 D.B. (2m), RJ-45 #67-80142.....3795.00**

See website for various lens options!

CHAUVET PRO OVATION BATTENS

Ovation Battens boast groundbreaking features such as an RGBA-Lime color system and the incorporation of RDM, Art-Net™ and sACN plus standard DMX for programming and networking options. Included holographic filter locks into place for enhanced wall/cyc grazing ability. An easily accessible Virtual Color Wheel and color temperature presets make programming a breeze. Offers nearly silent operation for use in studio and theatre applications. B565FC is 14" long and draws ~125W max. B2808FC is a 70" long batten and draws ~620W max.

- Ovation B-565FC #67-C0067..... \$ 799.99**
- Ovation B-2805FC #67-C00592399.99**



COLORADO BATTEN 72 TOUR

COLORado Batten 72 Tour is a class leading batten-style wash light powered by 72 calibrated red, green, blue, white and amber LEDs. The incorporation of white and amber LEDs affords superb color rendering and a vast palette from soft pastels to saturated hues. Its 16-bit dimming capability as well as five selectable dimming curves provide smooth fades and facilitates its incorporation into aging traditional rigs. Integrated trunnions accommodate clamps for vertical or horizontal hanging. 43 degree spread. Adjustable feet double as hanging bracket. Neutrik powerCON in/thru, 3-pin & 5-pin XLR for DMX.

- COLORado Batten 72 Tour #67-C0011\$749.00**

COLORDASH BATTEN QUAD 6

COLORdash Batten-Quad 6 is a linear wash fixture with six individually controllable quad-colored RGBA LEDs outputting any variation of white as well as richly saturated colors. It pixel maps beautifully when used in multiples because it maintains an even pixel pitch. Setup is easy with a hanging bracket, floor trunnions, 3- and 5-pin DMX connectors and secure powerCON power in and out.

- COLORdash Batten Quad 6 #67-C0025\$269.99**

LED CYC & BORDER LIGHTS



CHROMA-Q COLOR FORCE II

From the makers of one of the most popular professional cyc lights, Chroma-Q does it again: the multi award-winning Color Force II, a batten that delivers formidable output and superior color blending, all with smooth even coverage. With four powerful homogenized cells per foot, these units can be grouped and controlled to match your creativity. Unightly color shadowing is eliminated with an innovative optical system that gives power enough to light nearly 12m of cyclorama. Perfect for a wide range of cyclorama, flood, and wall washing applications where a powerful throw is needed. Available in 6 ft / 1.8m, 4 ft / 1.2m, 1 ft / 0.3m versions, these fixtures are specifically designed to fit in flight cases used with the original Color Force.

Additional feature/specs: Neutrik powerCON TRUE 1 power in/thru, 5-pin XLR DMX in/thru, built-in auto-ranging power supply, anodized aluminum body (black), multiple control modes, 22 degree beam spread. Cyc (80° x 35°) and border lensing (43°) available.

Chroma-Q Color Force II 12 #67-90042.....	\$1209.60
Chroma-Q Color Force II 48 #67-90043.....	3992.63
Chroma-Q Color Force II 72 #67-90044.....	4578.53
Cyc Lens for Color Force 12 #67-90009.....	49.14
Cyc Lens for Color Force 48 #67-90024.....	128.58
Cyc Lens for Color Force 72 #67-90010.....	189.00
Border Lens for Color Force 12 #67-90017.....	49.14
Border Lens for Color Force 48 #67-90025.....	128.58
Border Lens for Color Force 72 #67-90026.....	189.00

ADDITIONAL CHROMA-Q FIXTURES AVAILABLE INCLUDING STUDIO FORCE (WHITE LIGHT), SPACE LIGHT, AND INSPIRE HOUSE LIGHTING.

OSRAM KREIOS LED WORKLIGHTS



These have become popular fixtures with BMI Supply's customers. Broad, even wash over large areas makes this an ideal worklight fixture. FL offers 3000 lumens, FLx offers 5000+ lumens. The FLx can also be dimmed with most theatrical dimmers. Both models offer indoor/outdoor rating, 40,000 hour expected LED life,

UL certification, black housing, blunt power cord, and 3-year warranty. Save the time/hassle of changing lamps!

Kreios FL (60W) #67-90018.....	\$275.00
Kreios FLx (90W) #67-90029.....	350.00

BLIZZARD PIXELSTORM COB

Bright batten-style LED wash fixture that is 1-meter long. PixelStorm COB fixtures are powered by 12x 25-watt, high output RGBAW COB LEDs that make for a powerful wash with the additional eye candy of pixel mapping effects! 4-button control panel provides a ton of goodies such as 3 separate pixel group R/G/B/A/W intensity levels, strobe effects, 33 built-in auto programs, sound active modes, and custom static colors. Features also accessible via DMX (3-pin in/thru). DMX connections support powering Blizzard's wiCICLE wireless DMX system without the need for external power. This excellent LED fixture comes equipped with dual hanging brackets with locking knobs for secure mounting, plus industry standard powerCON compatible power input/output to daisy chain multiple fixtures with ease! 234-watt max power draw. Backed by Blizzard's 2-year warranty.

PixelStorm COB #67-B0026.....	\$749.99
-------------------------------	----------

BLIZZARD PIXELSTORM COB MINI

This is a 0.5 meter long version of the PixelStorm COB fixture described above. Features 6x 25W 5-in-1 RGBAW COB LEDs rated for 100,000 hours of service. Smaller unit can still be placed end-to-end to be used as a batten, or used individually as versatile wall washes, area washes, etc. 45° beam angle.

PixelStorm COB Mini #67-B0025.....	\$449.00
------------------------------------	----------

ALTMAN WORKLIGHT



Designed as a cost effective, high impact LED work light solution. 3000k white, 90 CRI, 10,000 Lumens, with uniform, consistent light output. Asymmetrical reflector providing even, wide distribution.

Convection cooled, no fans. Weighs approximately 12 lbs. Includes metal filter frame for use with diffusion or color. On/off only. Brightest worklight on the market. Made in the USA.

Altman Worklight, Black #67-30030.....	\$719.20
--	----------



LED CYC & BORDER LIGHTS



Spectra Cyc 50



Spectra Cyc 100



Spectra Cyc 200



Above: CYC Adapter
Left: CYC Adapter installed on Source 4 LED engine.

SOURCE 4 LED CYC ADAPTER

Any Source Four LED Engine can become a superior tool for lighting cycloramas with the addition of the CYC Adapter. The Source Four LED CYC produces a smooth wash that looks like it came from incandescent sources. Fewer Source Four LED CYC units are needed to cover an entire cyclorama, because their light stretches so high and is evenly distributed, without scallops or visible gaps. Taking advantage of the expansive color ranges of x7, Series 2, or ColorSource arrays, the Source Four LED CYC can be fine-tuned to accentuate or suppress certain hues in painted backdrops, creating an incredible artistic impact. Requires no additional lenses or diffusion.

Cyc Adapter #67-80052\$400.00

Adapter above NOT for use on HPL units!

ALTMAN SPECTRA CYC

Altman Spectra Cyc series are cyclorama wall wash luminaires using red, green, blue and amber (RGBA) LED emitters to achieve a stunning palette of colors. Designed for theatrical and architectural applications, the Spectra Cyc blends colors via a patented LED lens which reduces pixelization from direct view. The on-board power supply allows for direct power & data input which can be daisy chained. The Spectra Cyc is compatible with both DMX and RDM protocols. Comes complete with a library of pre-programmed single colors to various color mixes Constructed from laser-cut sheet aluminum. ETL, cETL, & CE listed. Made in the USA. All units include Powercon pigtail with male Edison plug, black safety cable. RGBW, 3K white, and 3K-6K tunable white also available.

- Spectra Cyc 50 (includes yoke) #67-30004.....\$ 719.20**
- Spectra Cyc 100 #67-30001 1436.00**
- Spectra Cyc 200 #67-30003 2399.20**
- Yoke for Spectra Cyc 100 #67-30002 40.00**
- Yoke for Spectra Cyc 200 #67-30009 60.00**

CHAUVET PRO OVATION CYC LIGHT

Updated! Ovation C-805FC by Chauvet Professional is a great replacement for tungsten-halogen cyc lights that creates nearly every color in the gel book while consuming considerably less power. Moreover, you will eliminate the need for repeated gel changes due to burnout. LED source consists of red, green, blue, amber, and LIME LEDs (RGBAL) which yields a powerful arsenal of color mixing possibilities. With 2 separately focusable sections on top of each other, you can achieve excellent blending between units and adjust how high the unit throws up your cyc without sacrificing intensity at the bottom.



Ovation Cyc C-805FC #67-C0085.....\$1299.99



ETC SOURCE 4 LED ENGINES

Any of the ETC Source 4 LED engines will work with the CYC adapter above, including the ColorSource Spot engine. Below is a brief recap of each engine's LED array for your reference. All fixtures below are BLACK with 5-pin XLR. **These are just the back LED engines (no shutter gate assembly).**

- S4 LED Lustr+ #67-80051 \$1970.00**
Original ETC x7 color-mixing system
- S4 LED Series 2 Lustr+ #67-801112375.00**
2nd gen brighter color-mixing with lime LED
- S4 LED Series 2 Tungsten HD #67-80076.....2375.00**
Tunable white from 2700 - 4500K
- S4 LED Series 2 Daylight HD #67-80077.....2375.00**
Tunable white from 4000 - 6500K
- ColorSource Spot #67-800681465.00**
RGB + Lime and extra red
- ColorSource Spot Deep Blue #67-80123.....1465.00**
Same as above, with indigo replacing blue

FOLLOWSPOTS

ALTMAN COMET



The Comet remains a popular followspot with top-operated framing iris and dimmer controls, 360W high performance lamp, spring-loaded automatic color boom, sheet steel and diecast aluminum construction, adjustable castered stand, removable 25' long power cable, dual adjustable lenses, and UL listing. Throw: 50' - 150'; Footcandles: 320 - 36 smallspot; 132 - 15 largespot. Includes lamp.

Altman Comet #42-110001\$1580.80

LYCIAN 1206 MIDGET

One of the smallest, lightest, quietest, electrically dimmable units available. Uses FEL 1000W quartz (300 hr.) lamp. Projects from a small spot to a large full stage flood. Features spread lens system, 5-frame self-cancelling color boom, nichrome steel iris, dowsers, shutters, and balance for ease of operation. Throw: 40' - 120'; Footcandles: 250-27.

Lycian 1206 Midget #42-310003.....\$1944.00

CANTO 1200 MSR



Fine Italian craftsmanship combined with superb value make the Canto Followspot an ideal choice for most followspot needs. Optical-quality glass reflector coupled with variable zoom double condenser lens system offers exceptional performance and flexibility. Features sturdy extruded aluminum and sheet metal construction, nichrome steel iris, manual dimming control, spot size and focus controls, and five-color boomerang. Drop-down lampholder secured with microswitch interlock to ensure safe lamp changes. Includes external power supply, 52 lbs (head), 69 lbs (power supply), 16 lbs (stand). Zoom range is 8° - 22°. Typical throw: 50'- 150'. Footcandles (spot): 949 - 105.

Canto 1200 #42-510005\$4722.30

Additional Canto Followspots:

Canto 575 MSR #42-510004\$3507.30

Canto 1000 TH (1k Tungsten Halogen) #42-910004 2049.30

ROBERT JULIAT BUXIE



Buxie is a little spot with the powerful punch. The electronic PSU is quiet and fixed to the yoke for space saving. The 2,000-hour, 575W MSD HR lamp, lends the user the confidence of hot re-strike for rapid action following any unexpected power failure. Its compact dimensions make it perfect in places where space is at a premium or as a truss spot. As with other Robert Juliat fixtures, the build quality is unparalleled. Suitable for throws up to ~ 70'.

RJ Buxie Followspot #42-710004.....\$5152.64

ROBERT JULIAT TOPAZE



A professional unit for throws from 50' to 150'. 1200W single ended discharge lamp offers superb brightness through a double condenser optical system. Features 100% closing iris, 100% soft closing manual dimmer, 6-way color changer with removable frames, and a softening effect filter on a flip lever. Topaze serves up a punchy 100 footcandles at the edge of the field at a throw distance of 115'.

Robert Juliat Topaze #42-710002\$7992.80

TELRAD FOLLOWSPOT SIGHT



The TELRAD followspot sight projects a lighted 3 circle sight onto a clear viewfinder window for accurate aiming. Alignment through two back mounted screws affords adjustment for any throw length. AA batteries required, not included.

Telrad Sight #25-150001.....\$40.00

Telrad 2" Riser Base #25-150004..... 19.20

Telrad 4" Riser Base #25-150005..... 19.20


PERFECT-PICKUP

Adjustable precision instrument that readily attaches to any followspot using its magnetic base. Two sight rings mounted on a 7" long sighting arm afford precise adjustment of the sight for perfect aiming every time. No batteries are needed and it comes with its own carrying tube.



Perfect-Pickup #25-140001.....\$25.00

SOURCE 4 FOLLOWSPOT YOKE




Using a Source 4 fixture, you can put a follow spot anywhere with the #1500 Follow Spot Yoke. The durable steel construction increases the fixture's bulk, preventing vibration even at long throws. The ingenious mounting angles allow a perfectly balanced fixture, no matter if it's a S4 50° or S4 5°. The bottom of the pan bearing features female 1-1/2" NPT. Any length of 1-1/2" Schedule 40 pipe can be threaded into the yoke. If you own Source-4's, why purchase an entire follow spot when you can use your existing inventory?

Followspot Yoke #27-1001500.....\$612.36

DROP IN BOOMERANG

Turn any Source Four or Shakespeare into a compact lightweight followspot. It drops into the color slot, holds six colors, and reverses for right or left handed operation. Made of durable aluminum. Add the boomerang handle to avoid hot hands and counter-balance the unit.



Drop In Boomerang #27-1001410.....\$332.10

Boomerang Handle #27-1001415..... 64.80

SOURCE 4 FOLLOWSPOT HANDLE



This insulated handle makes the operator's life much more pleasant and the fixture movement easier to manipulate. Installation is simple.

Followspot Handle 1360 #27-1001360\$42.50

**ADDITIONAL FOLLOWSPOTS AVAILABLE!
PLEASE CALL OR EMAIL.**



CHAUVET PROFESSIONAL ROGUE RH1 HYBRID



Rogue RH1 Hybrid beam and spot possesses an unrivaled optical system with 8-facet and 6-facet prisms that are completely layerable and controllable. Powered by a 330 W Osram Sirius lamp, Rogue RH1 Hybrid delivers an ultra-intense output of 111,000 lux @ 15m with tight beam angles of 2.5° – 8° in Beam mode, zoom range of 5° – 19° in Spot mode, and 18° – 38° range in Wash mode. Indexing and static scrolling gobo wheels and a 13-hue color wheel add to the stunning visual effects that this powerful fixture can create.

Rogue RH1 Hybrid #39-91008.....\$2999.99

CHAUVET PROFESSIONAL ROGUE R2 SPOT



Rogue R2 Spot offers incredible value with a stunning range of colors and effects, all supported by professional quality engineering. Rogue R2 Spot offers gobo-morphing technology and two variable scrolling color wheels for an unlimited number of shape-changing and split-color effects. Rogue R2 Spot uses a powerful 240 W LED light source in a 16.5° beam angle for a brilliant light that creates an eye-catching audience experience.

Rogue R2 Spot #39-91010.....\$1899.99

CHAUVET PROFESSIONAL ROGUE R2 WASH



Rogue R2 Wash is a valuable addition to most any lighting rig - events, theatre, concerts, and more. Durable and dependable, this moving wash workhorse produces a bright, powerful light and offers five zones of LED control to pixel map its 19 (15 W) RGBW quad-LEDs. A stand out zoom range of 12° to 49° gives it the spread to cover even the largest areas. Smooth color mixing, simple and complex DMX channel profiles and powerCON in and out are just some of the other features that make this fixture a solid performer in any setting.

Rogue R2 Wash #39-91009.....\$1499.99

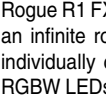
CHAUVET PROFESSIONAL ROGUE R3 WASH



A big brother to the R2 Wash above, Rogue R3 Wash is an ideal moving wash workhorse. It outputs a bright, evenly dispersed light and offers nine zones of LED control to pixel map its 37 (15 W) RGBW quad-LEDs. A quick moving zoom range of 12° – 49° gives it the spread to cover large areas. Smooth color mixing, simple and complex DMX channel profiles, and powerCON in and out round out the excellent features of this outstanding moving wash. Great bang for the buck.

Rogue R3 Wash #39-91019.....\$2699.99

CHAUVET ROGUE R1 FXB



Rogue R1 FX-B shakes things up! It orchestrates an infinite rotation of both pan and tilt for its 5 individually controlled heads, powered by 5 pixel mappable 15 W RGBW LEDs. Crisp beams, rocket quick movements create amazing aerial effects.

Rogue R1 FXB #39-91014.....\$1299.99



MOVING LIGHTS



MAVERICK MK1 HYBRID



Maverick MK1 Hybrid puts a world of options at your fingertips with advanced optics, overlapping 8 and 4-facet prisms, a versatile gobo package, a 3° – 18° zoom range in spot mode and 19° – 41° in wash mode, and a robust CMY color system. Powered by a 440 W Osram Sirius reflector lamp, this supercharged hybrid awaits your command to impress with stunning output and effects. Choose from DMX, sACN, Art-Net, or W-DMX for control.

Maverick MK1 Hybrid #39-91018.....\$5199.00

MAVERICK MK2 SPOT



Maverick MK2 Spot is a stunningly bright moving yoke spot featuring a 440 W LED engine, precision engineered optics, CMY + CTO color mixing, two 6-position rotating slot and lock gobo wheels, a 7-position + white color wheel, variable frost, 3-facet prism and 13° – 37° zoom range. Control it as you see fit with DMX, sACN, Art-Net, or W-DMX. True 1 power connections, also includes both 3-pin and 5-pin DMX connections. Nominated for a 2016 Parnelli Award!

Maverick MK2 Spot #39-91015.....\$4999.99

MAVERICK MK2 WASH



Maverick MK2 Wash rewrites the rules on wash fixtures with its extraordinarily even output, custom designed optics, full pixel mapping, virtual gobo wheel with background colors, pre-programmed colors, and 7°-49° zoom range. Powered by 12 (40 W) Osram RGBW LEDs, it has the muscle to handle any application, even aerial washing, with ease. Suitable for theatrical applications with quiet operation. Take control with DMX, sACN, Art-Net, Kling-Net or W-DMX. Includes both 3-pin and 5-pin DMX connections.

Maverick MK2 Wash #39-91016.....\$2799.99

MOVING LIGHTS



AYRTON

Digital Lighting

AYRTON MAGICDOT-SX



MAGICDOT-SX is an optically evolved multipurpose RGBW LED fixture with ultra-rapid beam movement and continuous rotation on pan and tilt. The compact footprint allows multiple MAGICDOT-SX luminaires to be installed with a minimum amount of space between them. Features an advanced 8:1 optical zoom that has a fixed transmitting lens, no visible moving parts, and has an incredible zoom range of 5° to 40°. The short stroke of the zoom system permits MAGICDOT-SX to switch from intense beam mode to sweeping wash mode almost instantaneously. In addition to DMX control, MAGICDOT-SX can also be controlled using LumenRadio CRMX. Incredible number of additional features!

MagicDot-SX #39-A1002.....\$2312.00

AYRTON MAGICRING-R1



Long-awaited and unique in the industry, MAGICRING-R1 is the smallest beam luminaire with continuous rotation. Highly compact, lightweight, super-fast, and powerful, MAGICRING-R1 is fitted with seven (7) 15 Watt RGBW LED sources, each individually controllable and paired with high-yield, 67 mm collimated optics of 4.5° beam aperture. Provides an overall flux of 2,500 lumen and an unmatched centre beam intensity of 262,500 candela from an overall power consumption of only 150 Watt. The distinctive finish of the optics and the individual control of each LED source affords MAGICRING R1 numerous graphic effects.

MagicRing-R1 #39-A1007.....\$2372.00

AYRTON MAGICBLADE-R



MAGICBLADE-R is a design that offers continuous double rotation on PAN/TILT axes. Its unique feature is the in-line layout of its seven RGBW LED sources, paired with the tight beam angle of the optics, which allow

the creation of consistent light curtains. On stage, MAGICBLADE-R's center beam intensity enables excellent visual perception of the beams in an environment saturated with light. With a small physical footprint, MAGICBLADE-R can be installed in many unique positions. Coupled with the individual control of the 7 RGBW LED sources, you can achieve a multitude of new effects.

MagicBlade-R #39-A1003.....\$3443.00

AYRTON NANDOBEAM S3



NANDOBEAM S3 is a powerful and ultra-fast moving-head in a compact housing, the smallest in the NANDOBEAM line. Its advanced optical system, coupled with state-of-the-art 15 Watt RGBW LED emitters, delivers an 8° narrow beam as well as 40° wide coverage. NANDOBEAM S3 delivers a consistent 4,000 lumen output across its full beam range. The quality of its color-mixing makes the NANDOBEAM S3 capable even in the most demanding environments. Offers quick and precise movements, along with a broad range of control option for eye-catching effects. 300W max power draw.

NandoBeam S3 #39-A1004.....\$3086.00

AYRTON NANDOBEAM S6



NANDOBEAM S6 is a powerful and ultra-fast new generation moving-head fixture in a compact housing. Its advanced and highly efficient proprietary optical system coupled with powerful 15 Watt RGBW LED sources provide a narrow 8° beam as well as wide 40° coverage. NANDOBEAM S6's thirty-seven (37) 15 Watt LEDs are cooled by heat-transfer fluids and heat-exchange material. This advanced cooling technology gives an extended LED lifetime, quiet operation, and maximum light source efficiency. 6,000 lumen output combined with the wide zoom range make NANDOBEAM S6 a premium lighting tool for use as a beamlight or washlight.

NandoBeam S6 #39-A1005.....\$5016.00

AYRTON NANDOBEAM S9



NANDOBEAM S9 luminaire is the latest development and the most powerful fixture in the NANDOBEAM product line. Equipped with a new-generation power supply offering over 95% total output efficiency, this power feature enables the highly compact luminaire to use its LED sources continuously at full power without any loss of performance. NANDOBEAM S9 is equipped with fifty-five (55) high-performance Osram 15 Watt RGBW LED emitters arranged in rings around a central LED which is independently controllable to give a multitude of graphic effects possibilities. Wide 8°-40° adjustable zoom. Active fluid-based cooling system allows heavy use under extreme conditions.

NandoBeam S9 #39-A1006.....\$7721.00

FULL AYRTON PRODUCT LINE AVAILABLE, PLEASE CALL TO DISCUSS ADDITIONAL OPTIONS!



FOR UPDATED PRICING, PLEASE VISIT SHOP.BMISUPPLY.COM



MOVING LIGHTS



ELATION PLATINUM SPOT LED II



The Platinum Spot LED II features a 135W Cool White LED engine with a 17° beam spread. Color/gobo specs include 8 dichroic colors plus white, 7 rotating & interchangeable glass gobos, and 7 static metal gobos. Beam control tools include frost filter hybrid wash effect, 3-facet rotating prism with 16 prism macros, motorized iris, focus, and dimming, and high speed mechanical shutter/strobe. Also features hibernation mode, 3- and 5-pin DMX in/out connections, RDM (Remote Device Management), full color 180° reversible menu display with 6 button touch control panel, battery backup for display power, a multi-voltage universal auto switching power supply (100-240v), and flicker free operation for TV and film. Lots of fixture for the price!

Elation Platinum Spot LED II #39-41008.....\$1600.00

ELATION PLATINUM SPOT III



The Platinum Spot III sports a new 230W 8,500K >79CRI Cool White LED engine, delivering 7,200 total lumens. An impressive and long list of features includes 16° to 32° zoom, 8 dichroic colors, 7 rotating-interchangeable glass gobos, 7 static metal gobos, bi-directional variable speed animation wheel, 3-facet rotating prism, frost filter, motorized iris and focus, variable dimming curves, high speed mechanical shutter/strobe, hibernation mode, 3- and 5-pin

DMX in/out connections, RDM (Remote Device Management), full color 180° reversible menu display with 6 button touch control panel, battery backup for display power, flicker free operation for TV and FILM, and a multi-voltage universal auto switching power supply (100-240v). Wow!

Elation Platinum Spot III #39-91013.....\$2480.00

ELATION PLATINUM FLX



The award-winning Platinum FLX is an innovative, full-featured, 3-in-1 luminaire that can serve as a beam, spot, or wash fixture. FLX uses Philips MSD Platinum 20R 470W 80CRI lamp with 7,800K color temperature and 23,000 total lumens. This fixture delivers output comparable to 1,200W fixtures. Beam spread specs: 1.8° to 18° zoom in beam mode, 2.9° to 25° zoom in spot mode, and 6° - 42° zoomable wash / frost effect. Also features full CMY color mixing plus linear CTO color

correction, 10 dichroic colors, 8 rotating-interchangeable gobos, 6 static-stamped gobos, 6-way linear and 8-way rotating prisms, bi-directional animation wash frost effects, DMX, RDM (Remote Device Management), Art-NET and sACN support, 5pin DMX, RJ45 Ethernet, and powerCON connections, and full color 180° reversible menu display. 740W max power consumption.

Elation Platinum FLX #39-91011.....\$6640.00

ELATION SATURA PROFILE



This is a feature-packed fixture at an impressive price. The Satura Profile has a 440W Cool White LED engine, delivering a total of 20,000 lumens. Also features 11° to 38° zoom, full CMY color mixing plus CTO, 7 dichroic colors, 6 rotating glass and 7 static-stamped metal interchangeable gobos.

Special 4-blade framing shutter system, along with 3-facet rotating prism, frost filter, and motorized iris provide excellent beam control options. Also includes variable dimming curves, high speed electronic shutter/strobe, hibernation mode, 5-pin XLR and RJ45 ethernet in/out connections, powerCON in, and more. DMX, RDM (Remote Device Management), KlingNET™ and Art-NET support.

Satura Profile #39-91017.....\$6000.00

ELATION E SPOT III



E Spot III is a powerful and compact fixture with full-size features, ideal for small to medium size venues. The E Spot III features a 90W Cool White Solid State LED engine generating a 19° beam. It also features 8 dichroic colors, 7 rotating-interchangeable glass gobos, 3-facet and linear rotating prisms, frost filter, and motorized iris & focus. You will also get variable dimming curves, high speed mechanical shutter/strobe, 3- and 5-pin DMX in/out connections, RDM (Remote Device Management) readiness, 180° full color reversible LCD menu display with 6 button touch control panel, battery backup for display power, and a multi-voltage universal auto switching power supply (100-240v).

Elation E Spot III #39-91012.....\$1320.00

COMPLETE LINE OF
ELATION LIGHTING PRODUCTS
AVAILABLE AT BMI SUPPLY!



MOVING LIGHTS

ROBE LEDBEAM 100



Robe's super fast LEDBeam 100 is the ultimate beam effects lighting tool. Features 12 - RGBW LEDs with life expectancy of 60,000 hours. A highly optimized motorized control produces speedy pan and tilt movement, three LED zones allow the creation of various colour chases, and the extra punchy 7° beam angle can be amplified with fast strobing. Simplified control via pre-programmed colors, color chases, effects on a virtual colour wheel, and various strobing/pulsing effects allows quick and easy programming.

Robe LEDBeam 100 #39-71013 **\$2039.25**

ROBE LEDWASH 300

The Robe LEDWash 300 offers great flexibility with superior homogenization of the light source. Features 19 multichip RGBW LEDs and motorized zoom with an impressive 15°-60° range. This compact fixture is ideal for small-to-medium applications, particularly those where space and accessibility are issues.



Robe LEDWash 300 #39-71010 **\$3494.25**

ROBE LEDWASH 600



The super-slim LEDWash 600 features 37 x 10 Watt RGBW multichip LEDs with color output ranging from gentle pastels to the richest saturation. Arranged in 3 concentric rings, these LEDs offer unique possibilities for creating stunning color and pattern audience blinding effects as well as for providing comprehensive and perfectly even wash coverage. This system sets the LEDWash 600 ahead of any other LED wash light products, making it a truly "multi-purpose" unit, equipped also with an extremely versatile 15° - 60° motorized zoom and powerful fast strobing.

Robe LEDWash 600 #39-71016 **\$5699.25**

ROBE POINTE PROFILE

Beam, spot, wash, and FX all in one fixture. Bright and super-fast with a sharp parallel beam that cuts through the air with ease. Projects static or rotating glass gobos and features two prisms. Use the frost filter and any of the 13 colors to create a smooth wash. The Pointe has an output far greater than seems possible from its small body, due to the efficient short arc Sirius 280 W discharge source and the Robe optical configuration.



Robe Pointe #39-71014 **\$5744.25**

MARTIN MAC AURA



The **Martin MAC Aura** is an award-winning wash light offering powerful performance. It is the first LED moving head wash light to combine multicolor beam LEDs (RGBW) with a backlight LED array that takes the synthetic look out of LED wash lights. Use the fixture as a powerful single-lens wash or for eye-candy looks. Aura's built-in FX engine offers extraordinary effects, along with an unrivaled 11°-58° zoom for angling wide or high-intensity beam looks.

Martin MAC Aura #39-11019 **\$5000.00**

MARTIN RUSH MH 2 WASH

Compact yet powerful, this fast and agile LED wash light moving head features RGBW color mixing. Unique wash beam effects are possible with auto trig shows and music trig sound activation. Also features 17 degree beam angle, strobe effect, 3- and 5-pin DMX connections, powerCON power connections, 125W typical power consumption.



Martin RUSH MH2 Wash #39-11020 **\$1095.00**

MARTIN RUSH MH 6 WASH



The RUSH MH 6 Wash is an exciting adaptation of the hugely popular RUSH PAR 2 RGBW Zoom, using the same LED engine and zoom system and adding moving head capability. The RUSH MH 6 Wash offers a fully pre-mixed color system from 12 x 10 W RGBW LEDs with a spectacular 10°-60° zoom. It also offers full electronic dimming, strobe effects and temperature-controlled fan cooling for quiet operation. 2000 lumens,

32 pre-programmed color macros, 3- and 5-pin XLR DMX connections, powerCON in/thru, and more.

Martin Rush MH 6 Wash #39-11022 **\$1500.00**

MARTIN MAC QUANTUM PROFILE

This extremely bright LED profile fixture combines top-quality white light with a fast, smooth, CMY color mixing system and crisp gobo projection on surfaces as well as mid-air. With all this and the new Animation FX system that allows never-before seen beam animations, the market now has the first real 700/800W discharge lamp replacement in a profile fixture that effectively harnesses cutting-edge LED technology. Offers super high-speed movements and effects in a compact and lightweight design. Light source: 475 W LED engine. Minimum LED lifetime: 50 000 hours (to >70% luminous output). Zoom range: 12° - 36° (1:3). Output: 12,700 lumens. Many additional features, too numerous to list!



Martin MAC Quantum Profile #39-11021 **\$8444.00**

CALL FOR ADDITIONAL
ROBE AND MARTIN FIXTURES!

LIGHTING CONTROL

ETC ION 1000

ETC's ION console offers a compact footprint packed with elegant and intuitive EOS-based software! With the ION, fully integrated control of conventional and moving lights is available to almost every level of operator. The base ION hardware features a large programming keypad, dedicated moving light controls, grand master, blackout button, master split fader, and more. For greater flexibility, ION can host up to six USB-connected fader wings (1x20, 2x10, or 2x20), for a total of 200 additional submasters with paging controls. ION is fully networkable for systems needing multiple controllers, remote video, and the Net3 Radio Focus Remote.

ETC Ion 1000 Console #45-011015.....	\$9155.00
ETC Net3 Radio Focus Remote #45-017006.....	.2760.00
2 x 10 Universal Fader Wing #45-017007.....	.1365.00
2 x 20 Universal Fader Wing #45-017008.....	.2615.00
1 x 20 Universal Fader Wing #45-017009.....	.1250.00

Please call for custom quote on all other ION models (1500, 2000, and up...)



ETC ION Console
(monitors additional)

ETC ELEMENT

If you are a current (or former) user of ETC's Express series of consoles, you'll find this a comfortable and exciting upgrade. Based on ETC's award-winning Eos® control system, Element is affordable, easy to use, and packs in the fundamentals of hands-on lighting control. Element comes in two hardware versions (40 fader & 60 fader) to suit your rig. Each supports either 250 or 500 channels and two full universes of DMX output. Great for conventionals, scrollers, moving mirror attachments, gobo rotators, LEDs, and a handful of moving lights. Call or email for package pricing on Element and accessories!

Element 40-250 #45-011018.....	\$6195.00
Element 40-500 #45-011020.....	.6730.00
Element 60-250 #45-011019.....	.7645.00
Element 60-500 #45-011017.....	.8180.00



ETC Element Console (40 fader)
(monitors additional)



ETC EOS Ti

Eos Titanium (or Eos Ti) is ETC's flagship lighting control desk, with powerful hardware, easy-to-navigate software, and the right tools to bring professional productions to fruition. Ti features large-format, high-resolution articulating multi-touch displays with a substantial programming surface. It also offers a dedicated multi-touch encoder display, 20 user-definable buttons, a backlit keyboard, motorized faders, multiple USB and video ports - everything to make the experience of designing and programming a breeze.

Price on Request



ETC GIO

Need an capable desk for a large touring show with a complex rig? Looking for a board that saves space in control rooms without scrimping on power? Want a desk compact enough to carry from the control booth to the tech table every day? ETC's Gio is an on-the-go road warrior in a tidy footprint that can handle shows of any size with ease. Boasting integral multi-touch displays and the programming capacity of the Eos Titanium (Eos Ti) desk, Gio is ready to hit the road or seamlessly tie-in with your existing EOS Ti, EOS, or Ion system.

Price on Request



ETC GIO @5

Gio @5 brings the high-end control of the larger Eos consoles to venues with tighter spaces or tighter budgets. This portable console packs all the control necessities into a compact footprint, so external monitors and accessories are optional. With an articulating, 17-inch, multi-touch LCD display, five definable and page-able motorized faders and a master fader pair, Gio @5 is the perfect step up for Ion users who want expanded hands-on access to playbacks, color control, Magic Sheets and more.

Price on Request

FULL LINE OF ETC CONTROL CONSOLES AVAILABLE. PLEASE CALL OR EMAIL!

LIGHTING CONTROL

ETC NOMAD



Hopping from gig to gig and can't bring a console with you? Doing the lighting in a theater whose desk has seen better days? That's where Nomad control comes in. Small enough to fit on your keychain,

Nomad plugs into your computer and opens up the power of both Cobalt and

Eos/Element software, so you can program and

run shows anywhere. Use the ETC Gadget II to output DMX from a USB connection, or run a node from an RJ45 output.

ETC Nomad 256 Output Kit #44-132.....	\$ 600.00
ETC Nomad 512 Output Kit #44-136.....	1200.00
ETC Nomad 1024 Output Kit #44-133.....	1700.00
ETC Nomad 2048 Output Kit #44-135.....	2700.00
ETC Nomad 3072 Output Kit #44-139.....	3700.00
ETC Nomad 4096 Output Kit #44-140.....	4700.00
ETC Nomad 5120 Output Kit #44-141.....	5700.00
ETC Nomad 6144 Output Kit (max) #44-142.....	6700.00
Nomad 256 to 512 Upgrade #44-137.....	600.00
Nomad +512 Output Upgrade #44-138.....	750.00
ETC Gadget II (2-Universer USB to DMX) #36-390010.....	250.00

Nomad Puck also available, please see our website!

ETC NOMAD 512 STUDENT BUNDLE

Special educational bundle includes a 512 Nomad dongle AND a Gadget II USB-DMX interface. Only offered to students and educators, one (1) bundle per person. Documentation of student/educator status required.

ETC Nomad Student Bundle #44-143.....	\$250.00
--	-----------------

ETC PROGRAMMING WINGS & BUNDLES



Spread your programming wings! The Eos Programming Wings give you the surface you want when you're working with ETCnomad, ETCnomad

Puck, Net3 RVIs (Net3 Remote Video Interfaces), or RPUs (Remote Processor Units). They provide a physical control surface, and have DMX512-A/RDM and MIDI In/Out outputs. The wings are familiar, so you can set them up and work immediately. Each wing contains playback and fader controls, parameter encoders, and level and rate controls. Compact enough to take from room to room in a theater or to take on tour with you. Check out the wing/Nomad bundles too!

ETC EOS Programming Wing #45-017012.....	\$5500.00
ETC Cobalt Programming Wing #45-017013.....	5500.00
EOS Wing & Nomad 1024 #45-017015.....	6240.00
EOS Wing & Nomad 2048 (SPECIAL) #45-017016.....	6240.00
EOS Wing & Nomad 3072 #45-017017.....	8240.00
EOS Wing & Nomad 4096 #45-017018.....	9240.00

BMI EOS WING / NOMAD 2K BUNDLE

We worked together with various vendors to assemble a powerful control package consisting of ETC gear, a compact computer, basic networking equipment, and other accessories to complete an EOS-based 2k control solution at a great price. **Give us a call to discuss your venue's needs and the many options available!**



ColorSource 40

ETC COLORSOURCE CONSOLE

ColorSource consoles provide hands-on control designed for the latest technology. These affordable, portable desks specialize in streamlined, plug-and-play setup; when the console powers up, it uses RDM to recognize intelligent lights in the rig and auto-populates them in patch. Whether you're recording cues or working on the fly, these consoles have you covered, with faders that can be used to play back looks and effects or to mix the perfect color in your LED lights. ColorSource 20 has 20 channel/playback faders and can handle up to 40 devices. ColorSource 40 has double the capacity. Both feature one (1) DMX 512 5-pin output, one (1) USB port, and 2GB onboard show file storage.

ETC ColorSource 20 #45-011022.....	\$1749.00
---	------------------

ETC ColorSource 40 #45-011023.....	2699.00
---	----------------



ColorSource 20 AV

ETC COLORSOURCE AV CONSOLE

ColorSource AV builds on the easy-to-use feature set described above for the standard ColorSource consoles. The AV series consoles come equipped with HDMI and audio output, so you can run sound cues, images, interactive Video Toy effects, sound-to-light effects, and regular old lighting cues from the same, compact device. In addition to these AV features, there is a bit more horsepower under the hood. AV consoles have two (2) DMX-512 outputs, two (2) USB ports, network capability (sACN, ArtNet, RDM), and compatibility with the "Amigo" platform-independent remote control via network system. ColorSource 20 AV has 20 channel/playback faders and can handle up to 40 devices. ColorSource 40 AV has double the capacity.

ETC ColorSource 20 AV #45-011024.....	\$2999.00
--	------------------

ETC ColorSource 40 AV #45-011025.....	3950.00
--	----------------



BMI SUPPLY IS ONE OF THE OLDEST & MOST TRUSTED ETC DEALERS.

LOOKING FOR A CUSTOM CONTROL PACKAGE? GIVE US A SHOUT!



FOR UPDATED PRICING, PLEASE VISIT SHOP.BMISUPPLY.COM



LIGHTING CONTROL

CHAMSYS MAGICQ MQ60

The **ChamSys MagicQ MQ60** is part of a new generation of small and lightweight MagicQ Consoles specifically designed for travelling lighting designers. It features a built-in 4-port ethernet switch, built-in UPS battery, and supports an external monitor (in addition to the built-in touch screen). **It is a console of choice for controlling lighting, video, and LEDs.**

MagicQ software features include easy patching from a library of 11000 fixture personalities and simple programming. Shows can be programmed on any console or computer and played back on any MagicQ system. Show files are forward and backward compatible across software release versions and new features are regularly added to the software. In addition to directly supporting an external monitor, an additional 3 monitors can be connected using networked computers. For example, a network cable can be run to a designers laptop at the tech table and any view displayed there. Low power consumption means the MQ60 does not require a fan, enabling silent operation for exposed FOH positions.



Additional Highlights:

- Four (4) patchable, direct DMX outputs
- 12 universes over Ethernet: Art-Net I, II or III, Pathport, Shownet, or sACN.
- MIDI input and output, as well as audio input for synchronization.
- 2D and 3D pixel mapping.
- Connects to a PC or Mac running MagicVis (free 3D visualization software).
- Connects to a PC or Mac running MagicHD (free 8-layer Media Server).

CHAMSYS MQ60

\$7800.00

Item #45-221002

CHAMSYS SOFTWARE...

ChamSys, a UK company, is one of the original leaders in PC-based control software and other software tools. Here are the primary components, all **FREE** for your use with ChamSys consoles!

MagicQ - This is the core operating software running on consoles or on your PC.

MagicVis - 3D visualization software. Pre-visualize shows, program blind, see what your next console action will achieve in a live show - before you take it!

MagicHD - Media server that is seamlessly integrated with MagicQ and MagicVis. 8-layer capability, full HD resolution, accepts all common video and image formats.

ADDITIONAL MAGICQ COMPACT CONSOLES

In addition to the MQ60 above, ChamSys offers a couple other consoles in the MagicQ Compact line. Both include the same core features outlined above, with notable differences outlined below. Check out our website for complete details on each console!

MQ40N - Entry-level console in the Compact series with a simplified user interface. Four (4) universes max (direct DMX or via single network output). No built-in UPS.

ChamSys MagicQ MQ40N #45-221001\$5400.00

MQ80 - Top of the line console supporting up to 24 universes. Enhanced onboard screen size, advanced MIDI/audio support, and more!

ChamSys MagicQ MQ80 #45-221003 \$11,600.00

CHAMSYS PC WINGS

These programming/playback wings serve as companions to MagicQ software running on your PC or as an add-on wing for your Compact console (Extra Wing only).

PC Wing Compact - Programming and playback wing for use with your PC. Two (2) built-in DMX universes, no additional dongle needed. Connects via USB.

PC Wing Compact #45-227002\$2800.00

Extra Wing - Adds 12 additional playback faders and 12 execute buttons to your Compact console or added on to your PC running MagicQ. Internal USB hub for connecting multiple wings.

Extra Wing #45-227003\$2800.00



PC Wing Compact

LIGHTING CONTROL

COGNITO²

The **Cognito²** console solves the complex task of programming shows for systems that include incandescent dimmers, moving lights and color changing LED fixtures with a streamlined user interface to guide you through the process of selecting lights, adjusting their attributes, and recording reference libraries, memories, and cues. **Cognito²** features a robust processor and support for an external monitor. "Starter" console offers one (1) universe of DMX and one (1) 5-pin XLR output only. Subsequent PRO models offer channel count as noted, plus two (2) 5-pin XLR outputs, enabled Ethernet connection for Pathway protocol / sACN / ArtNet, DMX input port, MIDI show control, RS232, and contact closure. PC-based versions also available! Many more valuable features, check out our site for details.



- Cognito² Starter Console** #45-201001..... **\$2740.50**
- Cognito² Pro512** #45-201002..... **3449.25**
- Cognito² Pro1024** #45-201003..... **4158.00**
- 512 Channel Upgrade** #45-201005..... **708.75**
- Starter to Pro512 Upgrade** #45-201005..... **708.75**

ENTTEC D-PRO

D-PRO is a software-based lighting controller which plays well with a host of different professional level hardware devices from ENTTEC. It has plenty of advanced features for the most demanding lighting

professional, allowing for control of up to 8 universes worth of DMX512 data, and it packs more than a few innovations. D-PRO's graphical user interface will allow novices and veterans alike a quick learning curve, but for the seasoned operator who wishes it, a robust command line is available. It supports virtually unlimited cues, palettes and groups, a multi-layered cue list playback engine, scripting, effects and much more. The DMX USB Pro Mk2 interface below (2 universes) is perfectly suited for D-PRO, converting USB output from your computer to DMX signal on 5-pin XLR connections.

- ENTTEC D-PRO 2-universe** #44-130..... **\$190.00**
- ENTTEC D-PRO 8-universe** #44-131..... **475.00**
- ENTTEC DMX USB Pro Mk2** #36-B90007..... **209.00**

ENTTEC PLAYBACK WING

The ENTTEC Playback wing is the perfect add on for ENTTEC D-PRO control software and other PC lighting control software. The wing is ethernet based. Features high-quality keys and faders, 2-digit display, and upgradable firmware.



- ENTTEC Playback Wing** #45-184004..... **\$718.00**

GRANDMA² ONPC

grandMA² onPC software is a free download! Generate signal from your computer by purchasing an onPC Node, add additional hands-on control with the Fader Wing and/or Command Wing. These wings pave the way for mobile use of the highly flexible and powerful grandMA² control system, at a fraction of the cost of a full-size console. Wings connect to your PC with a simple USB cable. grandMA is the preferred platform for countless touring professionals and venues alike. Larger nodes also available.



- grandMA onPC Command Wing** #45-194001..... **\$5872.50**
- grandMA onPC Fader Wing** #45-194002..... **4374.00**
- grandMA 2Port onPC Node 1K** #36-D90001..... **2227.50**
- grandMA 2Port onPC Node 2K** #36-D90002..... **3159.00**

HEDGEHOG 4 SERIES

HedgeHog 4s are the littlest of the Hog range and still pack quite a punch, running the same software as all the other Hogs. All models include ArtNet and CITP capabilities and are designed for small to mid level shows.



They are compact, lightweight and easy to take on a plane! Running on Linux, they are fast, stable and ready to Hog. Perfect consoles for use in school theaters, nightclubs, corporate events, medium scale rental jobs, or churches. Outputs two (2) universes of DMX-512 via 5-pin XLR connectors, or four (4) universes via sACN network output. "X" version (or upgrade) supports six (6) universes of DMX (sACN, adds Hog Net compatibility, AND provides external monitor support.

- HedgeHog 4 II Console** #45-081001..... **\$6090.00**
- HedgeHog 4X Console** #45-081002..... **8625.00**
- HedgeHog 4 "X" Upgrade** #45-086003..... **2900.00**

Additional Hog items available, please call or email for details!

JANDS STAGE CL

The JANDS Stage CL is designed specifically for LED fixtures but is just as suitable for conventional lights. Incredibly easy to use. Each of the twelve channels has a Saturation encoder and a Hue encoder that you can adjust to set the color you want. As you turn the dials, an LED on the channel shows the color you're creating. This is so intuitive that even someone with no experience of lighting can grasp it immediately. And of course, each channel has the traditional fader and flash button to set the intensity of the light. Lots of additional programming features to make operation easy. 5-pin DMX output, Ethernet output for ArtNet.

- JANDS Stage CL Console** #45-151005..... **\$1338.88**

ADDITIONAL ENTTEC, GRANDMA, HOG, AND JANDS CONTROL SOLUTIONS AVAILABLE!



LIGHTING CONTROL

POCKET CONSOLE DMX



The Pocket Console DMX is a compact, inexpensive, feature-rich DMX console that can handle a full universe (512 addresses) of DMX. Eight faders can be assigned various DMX addresses in "patch" mode by simply tapping the appropriate bump button when that DMX

address is active. LED display is readable in complete darkness. Useful tool for moving light testing/troubleshooting, emergency backup, softpatch teaching tool, small or simple shows, and remote focus applications. The Pocket Console is powered using one 9V battery (3 hours operation typical) or 120V AC (through power supply, included). Compact at just 6-5/8" x 3-1/4" x 1-3/8" and 13oz. Includes integral 5-pin XLR DMX connection on minimum 18" pigtail. Rackmount version and storage cases also available.

- Pocket Console Basic** #45-141001 **\$315.00**
- Pocket Console PLAYBACK-8** #45-141002..... **395.00**
(stores up to 8 submaster cues for playback)

FLEENOR PRESET 10



A handy DMX512 snapshot device that records up to ten looks and plays them back at the press of a button. Available in a portable enclosure or as a single gang wall plate, the unit can function as a stand alone playback device or as an inline backup unit. When signal is present on the input side, that signal is passed through. If that signal is lost, the Preset 10 will begin transmitting the last

received DMX512 look, thus keeping the stage from blacking out. Pressing one of the ten preset buttons will crossfade from the held look to the recorded preset. Crossfade times are programmable from zero to 999 seconds. Makes an excellent entry station or simple stage manager's panel!

- Preset 10 - Wall Plate Version** #45-135001 **\$508.69**
- Preset 10 - Portable Version** #45-139001 **508.69**

LEPRECON 612/624 CONTROL CONSOLES



Leprecon's compact and economical 600 series memory consoles are fully featured and designed to withstand demanding uses. The twelve channel 612 and 24 channel 624 incorporate the same full travel faders and rugged aluminum chassis design as the bigger touring consoles. Both consoles feature two scene preset mode, bump buttons with add and solo modes, multiple pages of memory and programmable chase effects. Standard control protocol is microplex (3-pin XLR) or DMX (5-pin XLR). Protocol can be used simultaneously. Preset memory capability is 48 (with cue stack ability) for the 612 and 96 for the 624. A go button and timed fades are available on both consoles, and they also have a blind edit function.

- LP-612 MPX / DMX** #45-041014 **\$ 983.00**
- LP-624 MPX / DMX** #45-041016 **1676.00**

FULL LINE OF LEPRECON, LEVITON, LIGHTRONICS AND OTHER MANUFACTURERS AVAILABLE!



DMXcat by City Theatrical

DMXCAT

DMXcat is a powerful, multifunction, DMX controller and test tool that works in tandem with your smartphone. DMXcat itself is a small, battery-powered interface with a 5-pin XLR for connecting into a DMX line (or fixture). Via Bluetooth, the DMXcat interacts with a series of apps (Android or iPhone) that can perform as DMX controller, fixture tester, RDM controller, DMX tester, RF spectrum analyzer (for Wi-Fi networks), and more! Also has built-in LED flashlight, alarm (if misplaced), and a belt clip. Lots more info on website!

- DMXcat DMX Controller** #36-E70001 **\$331.50**

LEVITON/NSI 7000 SERIES



Leviton / NSI Corp's 7000 series digital controllers are simple and flexible with three operating modes. The consoles have two-scene preset operation, wide mode (for single scene with double the channels), and memory scene operation. Dual split crossfaders, bump buttons, and programmable chase functions standard. Output is NSI microplex and DMX512. Easy to program and operate, the MC 7000 series is ideally suited for small venues. Operating instructions printed right on the consoles!

- N7024 24/48 channels w/DMX** #45-051003... **\$877.91**
- N7016 16/32 channels w/DMX** #45-051002..... **665.28**
- N7008 8/16 channels w/DMX** #45-051001 **447.93**

LIGHTRONICS TL-4008/TL-4016



The TL-4008 memory controller (pictured) offers 16 channels, 8 scenes, and 2 programmable chases in a rugged yet compact case. Easy to use...but if you

forget anything, the instructions are printed on the bottom! Three modes of operation: 8 channels x 2 scenes, 16 channels x 1 scene, or 8 channels plus 8 recorded scenes. TL-4016 offers double the number of channels / scenes. Standard output protocol is LMX-128 (multiplex) via 3-pin XLR connector with DMX-512 available as an option.

- Lightronics TL-4008** #45-031002..... **\$333.00**
- Lightronics TL-4016** #45-031003..... **498.75**
- DMX Option DMX-01** #45-037001 **82.50**



DIMMING & POWER CONTROLS

ETC SENSOR3 INSTALLATION RACKS

Sensor3, featuring the CEM3 Power Control processor, bridges your system to the future. The ideal new theater design or retrofit uses a hybrid lighting system that can accommodate all loads - tungsten, LEDs, arc-source movers, and the unknown, while being ready for a time when LEDs may be the dominant source.

Sensor3 Installation Racks provide the ultimate in simplicity, ease of use, and support a wide range of electrical requirements. Designed for convenient front access installation with readily accessible line, load, and control terminals, Sensor3 racks can be bussed together and configured for single phase or three phase operation. The racks are constructed of heavy gauge steel and extruded aluminum components. The locking doors incorporate electrostatic air filters that insure cool operation of all components. Available in 12 module, 24 module, and 48 module racks. Other features and options are available.

Sensor3 systems are specially quoted on a venue-by-venue basis. Please call or email to discuss your specific needs!



ETC SENSOR AND SENSOR+ RACK UPGRADES

Have an original Sensor or Sensor+ dimming system? You too can enjoy the powerful benefits of the CEM3 processor with a rack upgrade that will set the stage for easy management of modern LED fixtures, moving lights, and more. Rack upgrades change out the appropriate hardware and wiring to accommodate the CEM3 and newer modules.

Call us for more details and a custom quote for your venue(s)!



ETC ThruPower Module

ETC THRUPOWER MODULE

The innovative **ThruPower** module can serve as a constant circuit (control system bypass), relay, or a traditional dimmer. This gives you the ultimate flexibility to configure your rack modules based on the specific fixtures being used. You can safely accommodate the power needs of a moving light, LED fixture, or a dimmable tungsten load. Two (2) circuits per module. Compatible with CEM3 systems only.

ThruPower TR20SAF (350µs) #46-160019\$640.00

ADDITIONAL SENSOR MODULES

With the increasing popularity of moving lights and LED fixtures, we see many customers needing to swap out existing Sensor D20 dimming modules for constant circuit and relay modules. Below are a couple of the more popular choices. Larger amperage versions also available, as are Advanced Features. Call us to discuss your specific needs!

CC20 20A Constant Circuit Module - Provides two (2) circuits at 20A each with separate breakers. Fits in one (1) rack slot.

CC20 #46-16015.....\$195.00

R20 20A Relay Module - Provides two (2) relays at 20A each. Great for powering down LEDs remotely. Also fits in one (1) rack slot.

R20 #46-16014.....\$500.00

WE CARRY THE ENTIRE LINE OF ETC POWER CONTROL PRODUCTS AND ARCHITECTURAL CONTROLS, INCLUDING:

- ECHO RELAY PANELS**
- SENSOR IQ INTELLIGENT BREAKERS**
- ECHO/PARADIGM/MOSAIC CONTROLS**
- COLORSOURCE RELAY PANELS**
- AND MORE...**

GIVE US A CALL OR SEND AN EMAIL TO CHAT ABOUT YOUR SPECIFIC PROJECT!



DIMMING & POWER CONTROLS

ETC SENSOR PORTABLE PACKS



Professional dimming performance, industrial construction, and abundant connector options make Sensor Portable Packs the ideal choice for touring, rentals, on-location productions, and innumerable other venues. Can be outfitted with dual 1.8kW or 2.4kW modules or single 6kW or 12kW modules. All portable

packs use the CEM3 power control module, capable of supporting: ETC Dimmer Doubling; Advance Feature (AF) dimmer modules and standard dimmer modules; DMX; and ETC Net3. Cam-Lok input panel; pass-thrus available as an option. Choose from stage pin (2P&G), Edison, twistlock or multipin VEAM output panels. "Advanced Features" versions also available, please call.

SP3-1220A (12 x 2.4kW, Edison) #46-12007.....	\$5795.00
SP3-1220B (12 x 2.4kW, 2P&G) #46-12008.....	5660.00
SP3-1220C (12 x 2.4kW, L5-20 Twist) #46-12009.....	6020.00
SP3-1220V (12 x 2.4kW, VEAM) #46-12011.....	6275.00
SP3-1220BV (12 x 2.4kW, 2P&G + VEAM) #46-12010.....	6100.00
SP3-2420A (24 x 2.4kW, Edison) #46-12027.....	\$9945.00
SP3-2420B (24 x 2.4kW, 2P&G) #46-12028.....	9815.00
SP3-2420C (24 x 2.4kW, L5-20 Twist) #46-12029.....	10180.00
SP3-2420V (24 x 2.4kW, VEAM) #46-12031.....	11275.00
SP3-2420AV (24 x 2.4kW, Edison + VEAM) #46-12045.....	10685.00
SP3-2420BV (24 x 2.4kW, 2P&G + VEAM) #46-12030.....	10685.00
SP3-2420CV (24 x 2.4kW, L5-20 + VEAM) #46-12043.....	11030.00
SP3-650B (6 x 6kW, 50A 2P&G) #46-12017.....	\$5660.00
SP3-1250B (12 x 6kW, 50A 2P&G) #46-12037.....	9815.00
SP3-3100B (3 x 12kW, 100A 2P&G) #46-12019.....	5660.00
SP3-6100B (6 x 12kW, 100A 2P&G) #46-12039.....	9330.00

ETC SMARTPACK DIMMING

SmartPack delivers ETC's professional Sensor technology in an economical dimmer pack that can operate stand-



alone or combined into small systems. This standard 19" wide, 2RU tall pack is available in 12 x 1.2kW or 6 x 2.4kW configurations. Wall mount versions also available. Features include: DMX512A compatible built-in presets and sequencer, auto-restart, dimmer test functions, user-selectable dimming curves, field selectable single phase/three power input, rugged 18 gauge steel enclosure, magnetic circuit breakers, superior heat management, low noise fan, backlit LCD, power/DMX LED indicators, DMX in/out, soft patch, and multi-language support. Excellent for bars, nightclubs, ballrooms, small road shows, churches, meeting rooms, community theatre, and much more.

SL620A (6@2.4kW, 12-Edison outputs) #46-14001.....	\$1980.00
SL620B (6@2.4kW, 12-Stage Pin outputs) #46-14002.....	1980.00
SL620C (6@2.4kW, 12-L5-20 outputs) #46-14003.....	1980.00
SL620P (6@2.4kW, 12-powerCON outputs) #46-14004.....	1980.00
SL620V (6@2.4kW, 2-VEAM outputs) #46-14005.....	2145.00
SL620TM (6@2.4kW, Terminal Strip) #46-14011.....	2145.00
SL1210A (12@1.2kW, 12-Edison outputs) #46-14006.....	2255.00
SL1210B (12@1.2kW, 12-Stage Pin outputs) #46-14007.....	2255.00
SL1210P (12@1.2kW, 24-powerCON outputs) #46-14008.....	2255.00
SL1210V (12@1.2kW, 2-VEAM outputs) #46-14009.....	2530.00

ETC SMARTMODULE2 DIMMING



SmartModule2 combines ETC dimmer design with portable packaging to provide another economical Smart Solution. Available with either six (6) 1200W dimmers or four (4)

1200W dimmers, SmartModule comes in a convenient convection-cooled package with your choice of Edison, Stage Pin, or Twistlock output connectors. An integrated control module includes local control capabilities and 20 preprogrammed chases for unattended operation. DMX in and thru connections allow simple integration into existing dimming systems or packages. Also features RDM discover and addressing, floor-friendly upright design, and flexible power bare pigtail input (20A three-phase, flush mount grounded twistlock also available). 4-circuit models below are single phase; 6-circuit models below are three phase.

SM4-10-A Edison, 4-circuit #46-13013.....	\$1040.00
SM4-10-B Stage Pin, 4-circuit #46-13012.....	1040.00
SM6-10Y-A Edison, 6-circuit #46-13014.....	1645.00
SM6-10Y-B Stage Pin, 6-circuit #46-13018.....	1645.00

ETC ES750 FIXTURE DIMMER

An individual fixture dimmer by ETC!

This compact single dimmer comes with a yoke mounting bracket for simple attachment to your fixture. The dimmer features ETC's new fan-less "ES" (Electronic Silent) technology that nearly eliminates filament buzz (0 dBA at 1 meter when used with HPL lamp). Models below feature matching power-in, power-out connector types as noted. 5-pin XLR in/thru for DMX data. Special models available with attached lamp burners for S4 fixtures. All items below are BLACK, white also available.



ES750 Dimmer w/2P&G #46-19002.....	\$477.00
ES750 Dimmer w/Edison #46-19003.....	494.00
ES750 Dimmer w/L5-20 #46-19004.....	494.00
ES750 Dimmer w/o connectors #46-19005.....	461.00

ETC DIMMER DOUBLER

The Dimmer Doubler creates two individually controlled dimming channels out of one Sensor dimmer. Comes with NEMA L5-15 receptacles on fixture side, bare-end pigtail on dimmer side/circuit side. Source 4's used with Dimmer Doubler must be outfitted with L5-15 plug and HPL 550/77V lamp.



ETC Dimmer Doubler #46-19001.....	\$180.00
-----------------------------------	----------

HAVE QUESTIONS?

GIVE US A SHOUT! WE LOVE TO CHAT...

DIMMING & POWER CONTROLS

ETC COLORSOURCE RELAYS



ColorSource Relay is a revolutionary wireless power control solution that switches power and easily transmits DMX to remote or hard-to-reach places. It receives wireless DMX signals and automatically enables power switching and DMX for up to 16 amps of power. The ColorSource Transmitter connects to hard-wired DMX and sends wireless DMX to any ColorSource Relay within 328-feet (100-meters). When you power down your console, the relays follow suit after several seconds. Minimal setup required. Wired version also available.

- CSR-T ColorSource Relay Transmitter** #36-360004 **\$395.00**
- CSR-W ColorSource Relay Receiver** #36-360003 **395.00**
- CSR-D ColorSource Relay DMX (wired)** #36-360002 **225.00**

Various mounting solutions available, please see website.

SYNAPSE 4 POWER MANAGEMENT

Chauvet Synapse 4 is an intelligent relay pack that controls power sent to individual lighting units. Takes one powerCON input and branches it into four outputs, each of which can be powered off individually via DMX. Easily de-power sections of a lighting rig to save power and extend fixture life. Also splits DMX signal!



- Chauvet Synapse 4** #36-960017 **\$399.99**

LEPRECON WATSON

Leprecon Watson Power Management provides a simple and compact solution for installing, powering, and controlling LED fixtures. Uses DMX control to power on/off each fixture connected to Watson, extending fixture life and reducing energy use. Lowers installed cost with single power drop supporting several fixtures. Mounting bracket included.



- Watson W-1D Duplex Edison Out** #36-460001 **\$602.00**
- Watson W-1PC powerCON Out** #36-460002 **602.00**

LEPRECON ULD PORTABLE DIMMING

The ULD-360 has all of the features found in the original 360 series dimmers plus added benefits that are sure to offer years of reliable service. Features dual 25 amp SSR's, illuminated magnetic breakers, superb overvoltage protection, and fully encapsulated chokes for quiet operation. Each channel can be defined as either a non-dim, fluorescent, or fixed intensity level.

Standard packs offer 1800W max capacity per pack via a single 15A power input pigtail. HP (High Performance) packs have two 15A power inputs for a 3600W max capacity. DMX-512 (5-pin) standard.

ULD-340 Series - Four (4) dimmers per pack

- ULD-340 Edison** #46-33019 **\$751.00**
- ULD-340-HP Edison** #46-33015 **866.00**

ULD 360 Series - Six (6) dimmers per pack

- ULD-360 Edison** #46-33014 **\$815.00**
- ULD-360-HP Edison** #46-33013 **917.00**
- ULD-360 Stage Pin** #46-33011 **850.00**
- ULD-360-HP Stage Pin** #46-33010 **962.00**

Additional models available, including those with W-DMX. Please call.

LEVITON/NSI D4DMX DIMMERS

D4DMX is an economical satellite dimmer pack for use with a variety of controllers. D4DMX offers four (4) dimmers rated at 1200W each, 2400W maximum for the pack (20A max input, 15A Edison plug included). Features circuit breakers for each dimmer, built-in mounting bracket, and instructions on the dimmer pack itself. 3-pin XLR and 5-pin XLR versions.



- D4DMX-MD5 (5-pin)** #46-43008 **\$217.35**
- D4DMX-MD3 (3-pin)** #46-43009 **217.35**

ELATION UNI BAR

The UNI BAR is a compact single DMX channel dimmer featuring 10 amps of maximum channel output, dimmer or switch pack modes, dimmer preset and limit settings, local HTP dimmer control, input for an optional analog HTP dimmer controller, power failure memory, 3-pin DMX in/out, (2) Edison 3-prong outputs, 3-button control panel, and LCD display. Easily mounted using standard truss clamps or couplers.



- Elation Uni Bar Dimmer** #46-93006 **\$104.00**

ELATION CYBER PAK

The CYBER PAK is an all-in-one dimmer/power/MIDI pack with multiple functions. This pack allows you to convert from a dimmer to a relay pack through the menu function. Edison duplex outputs, 3-pin DMX in/thru, NEMA 6-20P 20A Edison power input. 600W max per channel, 2400W pack max.



- Elation Cyber Pak** #46-93003 **\$200.00**

LIGHTRONICS AS SERIES DIMMERS

AS Series dimmers are ideal for portable/touring applications. Switch between dimmer and relay mode to suit your application. Includes top bracket for easy mounting with standard C-clamp.

15A Edison plug(s) (provided) for power input can be upgraded to 20A plugs for maximum pack capacity. Models listed feature Edison outputs and DMX control. Socapex and stage pin also available.

- 40:** 4 ch, 1 power input, 600W/ch, 2400W pack max
- 42:** 4 ch, 2 power inputs, 1200W/ch, 4800W pack max
- 62:** 6 ch, 2 power inputs, 1200W/ch, 4800W pack max

- Lightronics AS-40D** #46-23003 **\$300.00**
- Lightronics AS-42D** #46-23006 **450.00**
- Lightronics AS-62D** #46-23010 **554.25**



AUDIO

JBL EON 600 SERIES POWERED SPEAKERS



The latest JBL EONs are a big step forward in technology developed specifically to deliver the best sound possible regardless of its application. These speakers feature JBL's advanced waveguide technology, JBL transducers, and wireless remote control of onboard DSP EQ parameters via Bluetooth. Enclosure designs have been optimized for ideal acoustic resonance taking advantage

of injection molding techniques and mechanical shaping of the enclosures. EON features a self-powered design, impressive frequency range, and useful on-board controls.

- JBL 15" Powered Speaker EON 615** #50-0EON615 **\$499.99**
- JBL 12" Powered Speaker EON 612** #50-0EON612 **449.99**
- JBL 10" Powered Speaker EON 610** #50-0EON610 **399.99**

JBL EON 618S SUBWOOFER



The EON618S is a powered portable PA subwoofer in the EON600 series from JBL Professional. It has been designed to deliver class-leading performance in a variety of applications supporting EON600 and other full range systems. The EON618S enclosure

has been designed to maximize cabinet volume while maintaining a highly transportable footprint. This leads to extraordinary low frequency production, making the EON618S the loudest, lowest, cleanest subwoofer in its class.

- JBL EON 618S 18" Powered Subwoofer** #50-EON618S..... **\$799.99**

JBL EON ONE SYSTEM



The JBL EON ONE is an all-in-one linear-array PA system with a built-in 6-channel mixer. This unique system offers proven JBL Professional sound quality, including a 10" bass-reflex subwoofer for excellent low-frequency response. Mid/high upright array breaks-down and stores neatly into the sub cabinet. Offers 380 watts of power with wide coverage pattern. Also includes Bluetooth connectivity for streaming audio from a mobile device. Great for mobile performers, stand-alone background music system, and so much more. Extraordinarily versatile.



- JBL EON ONE System** #50-0EONONE **\$999.00**

JBL EON 206P AND 208P



EON206P and 208P are self-contained, portable PA systems featuring multiple input channels with individual tone controls, reverb and convenient sound output capabilities that allow the user to integrate the system into any number of audio environments. 206P features two 6.5" speakers with a 6-channel mixer. 208P features 8" speakers, 8-channel mixer, Bluetooth connectivity, AND an AKG handheld mic.

- JBL EON 206P System** #50-EON206P **\$449.00**
- JBL EON 208P System** #50-EON208P **699.00**

JBL SRX800 SERIES



JBL Professional has made a name for itself by producing great sounding, long-lasting portable PA systems. With the introduction of the **SRX800** line of powered portable PA loudspeakers, JBL has set the standard for what a professional powered PA system should be. SRX800 brings together JBL's premium transducers and enclosures, Crown's Proprietary Front-End DriveCore Technology, user-configurable DSP, and full HiQnet Network control compatible with a variety of platforms. SRX800 is a perfect all in one solution wherever high performance, comprehensive control, and pristine sound are required. Great for touring, installed sound systems, theatre production, houses of worship, and more. Lots more specs on our website!



JBL SRX812P

Full-range 12" two-way self-powered speaker cabinet. On-board DSP, input mixing, network control, and more. Max SPL 136 dB, 40Hz - 21kHz frequency range. 90° x 50° coverage pattern, 2000W peak power rating.

- JBL SRX812P** #50-JB00015 **\$1299.00**

JBL SRX815P

Full-range 15" two-way self-powered speaker cabinet. On-board DSP, input mixing, network control, and more. Max SPL 137 dB, 36Hz - 21kHz frequency range. 90° x 50° coverage pattern, 2000W peak power rating.

- JBL SRX815P** #50-JB00016 **\$1399.00**

JBL SRX835P

Full-range 15" three-way self-powered speaker cabinet. On-board DSP, input mixing, network control, and more. Max SPL 137 dB, 33Hz - 21kHz frequency range. 60° x 40° coverage pattern, 2000W peak power rating.

- JBL SRX835P** #50-JB00014 **\$1599.00**

JBL SRX800 SUBWOOFERS

These self-powered subs integrate easily with the cabinets above. SRX818SP features one (1) 18" cone with 135 dB max SPL and 29 Hz - 150 Hz response. SRX828SP adds another 18" cone, 141 dB max SPL.

- JBL SRX818SP** #50-JB00013 **\$1599.00**
- JBL SRX828SP** #50-JB00017 **1999.00**



AUDIO



PRX812W
(shown w/grill)

PRX825W
(shown w/o grill)

PRX835W
(shown w/o grill)

PRX815XLFW
(shown w/o grill)

JBL PRX800W SERIES SPEAKERS

The JBL PRX800W series is the most advanced PA in its class. Wi-Fi technology and sophisticated DSP give you complete control over system tuning and performance via the free PRX Connect app. An efficient 1500-watt class-D amplifier and patented JBL Differential Drive technology provides best-in-class power and reduced weight. Incorporates the latest Crown amplification and dbx signal processing technology. The rugged, all-wood cabinets feature a redesigned input panel and universal power supply for easy, reliable operation worldwide. Designed to deliver legendary JBL sound for theatres, performance groups, DJs, and more, PRX800W represents the next generation in smart live sound reinforcement. Please see full product specifications on our website.

- JBL PRX812W (12" two-way) #50-JB00018..... \$ 799.00
- JBL PRX815W (15" two-way) #50-JB00019..... 899.00
- JBL PRX825W (Dual 15" two-way) #50-JB00020 1299.00
- JBL PRX835W (15" three-way) #50-JB00022 1299.00
- JBL PRX815XLFW (15" subwoofer) #50-JB00021 1099.00
- JBL PRX818XLFW (18" subwoofer) #50-JB00023 1199.00



PRX412M
(shown w/grill)

PRX415M
(shown w/grill)

PRX425
(shown w/o grill)

JBL PRX400 SERIES SPEAKERS

PRX400 passive speakers provide the sensitivity, frequency response, and power handling needed in demanding audio environments while still being reasonably priced. They can be used with a simple powered mixer or a full rack of amps and signal processing. Comprised of tour-tested JBL components in rugged enclosures with professional connectors and suspension points, three 2-way designs and an 18" sub-woofer tackle tough jobs professionally. Please visit our website for full specifications.

- JBL PRX412M (12" two-way) #50-JB00001..... \$499.00
- JBL PRX415M (15" two-way) #50-JB00002..... 549.00
- JBL PRX425 (Dual 15" two-way) #50-JB00003 749.00
- JBL PRX418S Subwoofer #50-JB00004..... 749.00

EV SX100+

SX100+ is a two-way full range speaker featuring a 12" LF driver and 1.25" HF driver. 200W continuous power handling, 8 ohm nominal impedance. Trapezoidal design allows easy arraying. 65° x 65° horn has excellent projection capability and allows the system to be used horizontally or vertically with identical coverage. Built-in stand mount. **EV SX100+ #50-OSX100E.....\$549.00**



EV SX300E

SX300E is a two-way full range speaker featuring a 12" LF driver and 1.25" HF driver. 300W continuous power handling, 8 ohm nominal impedance. Trapezoidal design allows easy arraying. 65° x 65° horn has excellent projection capability and allows the system to be used horizontally or vertically with identical coverage. Professional Neutrik speakON connections. Built-in stand mount, built-in rubber feet and sockets for stacking.



EV SX300E #50-OSX300E.....\$749.00

CROWN XLS DRIVECORE 2 AMPS

The next generation of XLS got a makeover with a sleek new look, larger LCD display, and more DSP with higher functionality. Many other convenient features including sleep mode, remove power trigger, built-in limiters, and more. XLS delivers pure, powerful sound for any venue. Models range in power from 215W to 440W (8 ohm, dual channel). Full specs on website.



- Crown XLS 1002 Amp #49-CR0001.....\$299.00**
- Crown XLS 1502 Amp #49-CR0002..... 399.00**
- Crown XLS 2002 Amp #49-CR0003..... 499.00**
- Crown XLS 2502 Amp #49-CR0004..... 599.00**

CROWN XLI AMPLIFIERS

XLI Series of 2-channel power amplifiers from Crown offers affordable, quality power amplification. They are suited for theatres, musicians, houses of worship, and pubs. Features include RCA and XLR inputs, user selectable input sensitivity, Speakon and binding post outputs, stereo/parallel/bridge-mono mode, power/fault/signal presence/clip indicators, and forced-air cooling. Models range from 200W to 1000W power (8 ohm, dual channel). Full specs on website.



- Crown XLI 800 #49-CR0005..... \$229.00**
- Crown XLI 1500 #49-CR0006..... 299.00**
- Crown XLI 2500 #49-CR0007..... 399.00**
- Crown XLI 3500 #49-CR0008..... 649.00**

AUDIO

SOUNDCRAFT SIGNATURE SERIES



The **Soundcraft Signature Series** are high-performance, small format, analog mixers with onboard effects. They feature smooth, premium-quality faders with GB Series audio routing. The console is built using tour-grade robust metal construction,

top-quality components, and an internal power supply.

Soundcraft Signature 10 Console #48-SC0009	\$299.00
Soundcraft Signature 12 Console #48-SC0010	349.00
Soundcraft Signature 16 Console #48-SC0011	599.00
Soundcraft Signature 22 Console #48-SC0012	699.00

SOUNDCRAFT Si EXPRESSION



Soundcraft Si Expression consoles are powerful, cost-effective digital audio mixers. All Si Expression consoles have busses, output processing, and connectivity to match the versatility of the inputs; the 14 aux/group mixes can be configured as 14 mono mixes, 8

mono plus 6 stereo mixes or almost anything in between, whilst the 4 matrix mixes can be mono or stereo as needed. To complement the channel and bus processing, all Si Expression consoles integrate four stereo Lexicon FX processors based on the MX400 providing a wealth of sounds, user adjustable parameters, and dedicated tap-tempo keys. Every input processing channel has dedicated processing for high pass filter, input delay, gate, compressor, and four band EQ whilst keeping it under control is a comprehensive automation system augmented with four mute groups. Many additional features and options including networking and digital recording.

Si Expression 1 (16 mic inputs) #48-SC0001	\$2249.00
Si Expression 2 (24 mic inputs) #48-SC0002	2599.00
Si Expression 3 (32 mic inputs) #48-SC0003	3199.00

SOUNDCRAFT Si PERFORMER



The Soundcraft Si Performer brings unparalleled mix power and performance to small format digital live sound mixers. What else? It has a DMX512 lighting controller built-in, ideal for schools, churches, touring theatre companies, and

conference productions. Si Performer delivers the equivalent of 448 rack units of DSP including sophisticated 4-band fully parametric EQ, full dynamics processing, a comprehensive range of output options, and flexible routing. Each input channel has dedicated processing for high pass filter, input delay, gate, compressor and parametric EQ. Keeping you in control are 8 VCA busses, 8 mute groups, and FaderGlow & colour backlit name displays on every channel. Many additional features, check out our website for the full scoop.

Si Performer 1 (16 mic inputs) #48-SC0004	\$3800.00
Si Performer 2 (24 mic inputs) #48-SC0005	4852.00
Si Performer 3 (32 mic inputs) #48-SC0006	6068.00



PreSonus
StudioLive AI 16.4.2AI

PRESONUS STUDIO LIVE AI

You'll never go back to an old-school analog mixer once you've used StudioLive. With its incredible signal-processing power on every channel, easy store and recall of every setting, and the ability to record it all with just two mouse clicks, you'll get spoiled fast! The StudioLive series are a great choice for those who want to mix small to medium-sized shows and productions. It's a great choice for theatres, clubs, churches, bands, corporate applications, or educational institutions. Here, in one device, are high-headroom XMAX™ microphone preamplifiers, a built-in FireWire/Dante recording and playback interface, more than 90 signal processors, a big library of DSP effects, extensive LED metering, mixer save and recall, channel-strip save/recall/copy/paste, talkback, and more. Build mixes, loops, sound effects, and more, then bring them out to your show and mix them with the live performance. Process channels using your favorite plug-ins and completely automate your entire performance. Control the StudioLive from your Mac, PC, or iPad®. Manage monitor mixes from an iPhone® or iPod touch®. Tune your system to the room and fix feedback problems with integrated Smaart Measurement Technology™.

StudioLive 16.4.2AI - 16 mic/line inputs, 4 subgroups, 6 aux mixes, 32x18 digital I/O.

StudioLive 24.4.2AI - 24 mic/line inputs, 4 subgroups, 10 aux mixes, 40x26 digital I/O.

StudioLive 32.4.2AI - 32 mic/line inputs, 4 subgroups, 14 aux mixes, additional FX busses, advanced EQ, 48x34 digital I/O.

StudioLive 16.4.2AI #48-SL1642

StudioLive 24.4.2AI #48-SL2442

StudioLive 32.4.2AI #48-SL3242

Full PreSonus line available, please call!

 **Soundcraft**

**ADDITIONAL SOUNDCRAFT CONSOLES
AVAILABLE INCLUDING PREMIER VI SERIES,
GB SERIES, EPM, EFX, AND MORE!**

AUDIO

dbx 266XS COMPRESSOR/GATE



Adding a dbx 266xs Compressor/Gate to your live sound rig or studio gives you more dynamic control to help create a more polished, professional sound. Makes it easy to bring vocals to the front of your mix - adding greater clarity and making them stand out from the surrounding instruments. The 266xs can operate in stereo or dual-mono modes and features quality XLR and 1/4" TRS inputs and outputs. It cuts no corners on visual feedback with gain reduction metering and easy-to-read backlit switches.

dbx 266xs #51-DB007 \$149.95

dbx 166XS COMPRESSOR/LIMITER/GATE



Similar in specs to the dbx 266xs above, but also features a limiter. Gives you full control over your sound with unparalleled dbx quality.

dbx 166xs #51-DB0008 \$239.95

dbx 1066 COMPRESSOR/LIMITER/GATE



At the heart of the 2-channel 1066 is the dbx V2 VCA. Developed especially for the 1066 and other 10 series products, this latest VCA boasts superb dynamic range characteristics while maintaining very low distortion and almost immeasurable noise characteristics. The dbx 1066 performs better than compressors selling for hundreds more.

dbx 1066 #51-DB0009 \$429.95

LEXICON MX200

Designed with both live sound reinforcement and home recording in mind, MX200 features the deep, rich reverb and effects algorithms that built the Lexicon legend, and adds increased versatility with specialty effects and dbx dynamics. Each of the 32 stunning reverbs and effects – and their parameters – are all instantly accessible within a single button push or knob turn on the intelligently designed front panel without wading through bank after bank of tedious menus.

Lexicon MX200 #51-LX0001 \$199.00



LEXICON MX300

Packs much of the punch of the MX400 below in a stereo (2-channel) format that is affordable yet powerful. Includes USB hardware plug-in capability for use with your DAW workflow.

Lexicon MX300 #51-LX0002 \$249.00



LEXICON MX400

The MX400 offers 4-in/4-out versatility, hands-on control, and road-ready ruggedness. Studio-quality sound in an easy-to-use 1RU package. Unique hardware plug-ins for PC and MAC further expand the flexibility to this powerful unit.

Lexicon MX400 #51-LX0003 \$299.00



dbx 131s EQUALIZER



dbx EQs are the industry standard for touring, studios, and audio installations. The dbx 131s includes a single 31-band channel of 1/3-octave equalization, ± 12 dB input gain, switchable ± 6 dB or ± 12 dB boost/cut range, 20mm nonconductive sliders, an intuitive user interface, and output level metering. 1RU tall.

dbx 131s #51-DB0002 \$159.95

dbx 215s & 231s EQUALIZERS



These units are similar in function to the 131s above, but offer 2 channels of equalization. 215s (pictured) is 1RU tall and offers 15-bands for each channel. 231s is 2RU tall and offers 31-bands for each channel.

dbx 215s #51-DB0003 \$159.95

dbx 231s #51-DB0004 199.95

dbx 2215 & 2231



Renowned dbx equalizer technology with the added benefit of instant encode/decode Type III Noise Reduction in-circuit at the push of a button, increasing S/N ratio by up to 20dB. These units also feature PeakPlus Limiters to transparently tame the wildest hits or the subtlest nuances of any signal. 2 channels. 2215 offers 15-bands per channel, 2231 (pictured) has 31-bands per channel.

dbx 2215 #51-DB0005 \$429.95

dbx 2231 #51-DB0006 529.95

dbx DRIVERACK PA2



DriveRack PA2 provides all the processing you need between your mixer and amplifiers to optimize and protect your loudspeakers. Control EQ, set delay, eliminate feedback, and so much more. Setup wizards make getting started a breeze.

dbx DriveRack PA2 #51-DB0001 \$399.95

dbx DRIVERACK VENU360



DriveRack VENU360 builds on earlier DriveRack models with control from mobile devices, 3-input/6-output configuration, improved AutoEQ, and more.

dbx DriveRack VENU360 #51-DB0010 \$799.95

AUDIO



SHURE PGX-D WIRELESS MICS

PGX-D Digital Wireless, with state-of-the-art, 24-bit digital audio and trusted Shure microphones, delivers stunning sound and a strong, clean RF signal. Powered with cost-effective AA batteries. 900MHz band. Up to 5 systems can operate simultaneously. Additional system packages available.

- PGXD14/85 Lav System #47-SH0056 \$429.00
- PGXD14/93 Lav System #47-SH0057 399.00
- PGXD24/SM58 Handheld Sys. #47-SH0058..... 379.00



SHURE BLX WIRELESS MICS

The ideal entry-level wireless microphone system for small venues, BLX offers professional quality sound with simple setup and an intuitive interface. Up to 12 systems per band (region dependant). Uses AA batteries. Rugged and reliable Shure quality. Additional system packages available, along with individual components.

- BLX14R/W93 Lav System #47-SH0052..... \$429.00
- BLX24R/SM58 Handheld Sys. #47-SH0053 399.00
- BLX288/PG58 Dual Handheld #47-SH0037..... 549.00



SHURE SLX WIRELESS MICS

A mid-level wireless mic system suitable for sound installations, working bands, and everything in between. Features detachable 1/4 wave antennas, backlit LCD, 1/4" and XLR audio outputs, and rugged metal construction. Rack mount hardware included. 12 compatible systems per band. A long-standing favorite system for venues everywhere.

- SLX24/SM58 Handheld Sys. #47-SH0007 \$599.00
- SLX14/93 Lavalier System #47-SH0028..... 599.00
- SLX14/85 Lavalier System #47-SH0016..... 659.00
- SLX14 Bodypack Sys. (no mic) #47-0SLX14... 559.00

SHURE LAV MIC KEY

/85 = WL185 cardioid lavalier mic, general purpose speaking mic.

/93 or /W93 or /WL93 = WL93 omni lavalier mic, miniature, for inconspicuous placement.



SHURE QLX-D WIRELESS MICS

Delivers defined, streamlined performance with transparent 24-bit digital audio. Combining professional features with simplified setup and operation, QLX-D offers outstanding wireless functionality for demanding live sound events and installations. 64MHz tuning bandwidth, advanced frequency coordination, and more.

- QLXD14/93 Lavalier System #47-SH0059 \$1048.00
- QLXD/SM58 Handheld System #47-SH0060 999.00
- QLXD14 Bodypack System (no mic) #47-SH0061..... 973.00



SHURE ULX-S WIRELESS MICS

ULX offers full-featured UHF wireless choices for experienced engineers and professional installations that require powerful, hassle-free solutions. Up to 20 systems per band, region dependant. Features automatic frequency selection, patented Audio Reference Companding, multi-function front LCD screen, and much more. Additional system packages available.

- ULXS24/58 Handheld System #47-SH0012 \$689.00
- ULXS14 Bodypack System (no mic) #47-SH0031 629.00



SHURE ULX-D WIRELESS MICS

Shure ULX-D Digital Wireless offers uncompromising 24-bit audio clarity and extremely efficient RF performance with multiple receiver options for any size professional sound reinforcement application. Scalable, intelligent hardware delivers the best performing digital wireless available, with a wide selection of trusted Shure microphones to choose from. Unmatched spectrum efficiency enables a dramatic increase in the number of simultaneous active transmitters on one TV channel, with rock-solid signal over the entire range. For secure transmission, all ULX-D components include AES-256 encryption. Generations ahead of any other available system in its class, ULX-D brings a new level of performance to professional sound reinforcement. Sold as components only.

- ULXD4 1-channel Wireless Receiver #47-SH0062 \$875.00
- ULXD1 Wireless Beltpack (no mic) #47-SH0063..... 445.00
- ULXD2/SM58 Wireless Handheld Mic #47-SH0064 474.00

Many additional mic transmitters available, please call!

AUDIO



AKG DMS800

The DMS800 reference digital wireless microphone system is a premier offering from AKG, designed to provide accurate signal transmission and reliability for theaters and other live events. The design of the DHT800 handheld transmitter has been improved, with microphone heads now exchangeable. Ultra-wide bandwidth of up to 150MHz offers reliable and versatile operation. An optional network remote control allows frequency coordination and monitoring of multichannel systems by PC software Audio Architect, Apple iPhone/iPad/iPod, or Soundcraft Vi consoles. The DMS800 also provides two digital audio outputs – for DANTE and AES EBU. Systems below include 2-channel receiver and 2 transmitters (handheld and/or beltpack w/mic, depending on system).

AKG DMS800 Handheld Vocal Set D5 #47-AK0023 \$1999.99
AKG DMS800 Handheld Vocal Set D7 #47-AK0024 2074.99
AKG DMS800 Performer (Beltpack) Set #47-AK0025 1899.99
AKG DMS800 Handheld & Beltpack Set #47-AK0026 1949.99



AKG WMS40

The WMS40 Mini wireless microphone system provides crystal clear sound and is a true plug'n'play solution. Up and running in quick fashion, it is the optimum wireless solution for small stages, clubs, places of worship, hotels, and gyms. The system is available in different packages, all of which includes a universal, switched mode power supply for worldwide operation. The WMS40 Mini system stands out for its extremely long battery life of 30 hours with a single AA battery which helps saving money in the long run. The handheld systems featured here include the HT40 handheld mic transmitter, a dynamic cardioid mic. Instrumental / bodypack systems also available. Incredible value!

AKG WMS40 Mini Single Set #47-AK0003 \$ 99.00
AKG WMS40 Mini Dual Set #47-AK0015 199.99



AKG WMS4500

The WMS4500 analog reference wireless microphone system provides highest channel quantity, maximum reliability, and easy setup. Combining several frequency bands allows to operate up to 70 channels simultaneously providing an enormous headroom of security for channel management. In combination with the outstanding audio quality WMS4500 gained worldwide recognition as a reliable workhorse in huge installations and on tour.

AKG WMS4500 Handheld D7 System #47-AK0004 \$999.00
AKG WMS4500 Beltpack (no mic) System #47-AK0012 849.00



AKG WMS420

The WMS420 wireless microphone system provides a highly flexible and easy-to-use solution. The ultra high frequency system is set up within seconds. Suitable on stage for a single presenter or in a multi-system environment with up to eight (8) performers. WMS420 systems consist of the SR420 stationary receiver, along with an HT420 handheld transmitter or PT420 beltpack transmitter. The HT420 handheld transmitter is available with the patented D5 dynamic microphone head, providing the classic AKG sound. PT420 can be paired with a lavalier or headworn mic. Both transmitters are shipped with charging contacts that enable the use of rechargeable batteries. Moreover, the transmitters offer an exceptional eight hours of operation time from a single AA size battery. Detachable receiver antennas allow the use of professional accessories, such as antenna splitters and remote mounted directional antennas for multi channel systems.

AKG WMS420 Handheld D5 #47-AK0011 \$299.99
AKG WMS420 Presenter Lav #47-AK0013 299.99
AKG WMS420 Headworn #47-AK0010 349.00



AKG WMS470

The WMS470 professional analog wireless microphone system is the best choice for a cost-efficient, high-performance multichannel system. Up to 16 channels can be used simultaneously within the same frequency band. Check out the full specs on our website!

AKG WMS470 Handheld D5 System #47-AK0006 \$499.00
AKG WMS470 Handheld C5 System #47-AK0014 549.99
AKG WMS470 Beltpack Presenter System #47-AK0007 599.00

MORE AKG OPTIONS AVAILABLE!
PLEASE CALL OR EMAIL.

AUDIO

SHURE SM58



The SM58 is a legendary live vocal microphone known for its rugged reliability in almost any performance setting. Dynamic cartridge with distinct Shure upper-mid presence. Excellent for lead and back-up vocals. A must-have for any audio department. Includes clip, bag.

Shure SM58 Microphone #47-00SM58..... \$99.00

SHURE SM57



Like the SM58 above, the SM57 is an industry standard for performance and recording. Versatile and rugged, the SM57 is an exceptional instrument microphone and vocal microphone. Dynamic cartridge with cardioid pattern. A great all-around choice for many situations. Includes bag & clip.

Shure SM57 Microphone #47-00SM57 \$99.00

SHURE SM48S



A great value option within the long-running and respected SM family, the SM48S is a good performance mic for vocals and spoken word. Classic bright sound. Model featured here includes lockable on/off switch, a handy feature for events and conferences. Includes bag & clip.

Shure SM48S Microphone #47-048SLC..... \$59.40

SHURE BETA 58A



The Beta 58A is a high-output vocal mic with a frequency response tailored for close-up vocal. Chosen by leading technicians for professional live vocals and studio recording. Superior rugged construction handles rough handling. Dynamic supercardioid cartridge. Includes bag & clip.

Shure Beta 58A Microphone #47-00B58A..... \$159.00

SHURE SM63



Elegant yet rugged, the high-output SM63 omnidirectional microphone is designed for professional applications where performance and appearance are critical. SM63 is excellent for use on stage and in broadcast, recording, and TV studios. The smooth, wide frequency response of the SM63 is tailored for optimum speech intelligibility. A built-in humbucking coil makes the microphone virtually immune to strong hum fields, such as those produced by studio lighting. Champagne finish.

Shure SM63 Microphone #47-SH0013 \$123.75

SHURE SM81



Another Shure industry-standard microphone. The SM81 condenser microphone offers a razor-flat and wide frequency response, providing sonic accuracy in stage and studio applications. Features selectable low-frequency response via simple rotary switch. Pros choose this for mic'ing acoustic instruments, pianos, cymbals, choirs, and more. Requires phantom power. Furnished with swivel adapter, windscreen, and carrying case.

Shure SM81 Microphone #47-00SM81 \$349.00

AKG D5



The AKG D5 dynamic mic offers a crisp sound that readily cuts through the mix. Great for lead and backing vocals. Dual shock mounting minimizes handling noise. Supercardioid pattern ensures maximum gain before feedback.

AKG D5 Vocal Mic #47-AK0001 \$99.00

AKG D7



The AKG D7 reference dynamic vocal mic offers the subtle, open sound of a condenser but with the powerful resonance of a dynamic cartridge. Crisp and clean sound, almost no handling noise. Great lead vocal mic!

AKG D7 Vocal Mic #47-AK0002..... \$179.00

AKG C7



The AKG C7 is a reference handheld condenser mic delivering premium studio-quality sound for any stage performance. Pristine clarity and superb high-end response. Multi-layer pop noise filtering shock-absorber suspension ensure worry-free use.

AKG C7 Vocal Mic #47-AK0018 \$249.00

AKG C1000S



AKG C1000S is a multipurpose small condenser microphone renowned for its versatility. Great for recording and live sound reinforcement of acoustic instruments, percussion, pianos, and more. Can run on phantom power or AA batteries.

AKG C1000S Mic #47-AK0009..... \$199.00

ELECTRO-VOICE ND76



Designed to be a workhorse for all-around voice applications, the ND76 cardioid is precisely tuned to deliver clear and balanced vocal presence, as well as superior isolation from sound on the stage.

EV ND76 Vocal Mic #47-EV0001 \$129.00

ELECTRO-VOICE ND86



The ND86 is a robust, high-performance, large-diaphragm dynamic supercardioid vocal microphone. Designed for excellent acoustic control even in the largest venues. Durable tight-mesh grille.

EV ND86 Vocal Mic #47-EV0003 \$159.00

ELECTRO-VOICE ND96



ND96's special structural design creates performance characteristics allowing the microphone's gain before feedback in a mix to be significantly louder than most microphones.

EV ND96 Vocal Mic #47-EV0004..... \$199.00

AUDIO

CROWN / AKG PCC160



The PCC160 is a professional boundary layer microphone and an industry standard stage floor microphone. It's capable of withstanding up to 120dB SPL without distortion. A bass-tilt switch allows the user to tailor the

low-end response for particular applications. PCC (Phase Coherent Cardioid) technology uses diaphragms so small that any phase cancellations are above the audible range. This results in a wide, smooth frequency response free of phase interference. The PCC160 uses a supercardioid polar pattern that improves gain before feedback and reduces unwanted room noise from the rear.

Crown/AKG PCC160 Microphone #47-PCC160.....\$349.00

AKG PZM30 D BOUNDARY MIC



The PZM30 D high-performance hemispherical boundary layer microphone is designed for stage sound reinforcement, recording, and broadcasting. The capsule

is mounted in the pressure zone, an area where direct sound and reflected sound are in phase, which provides a 6dB higher sensitivity. Two selectable frequency responses (flat/rising) provide greater flexibility in mic placement and sonic character. The PZM30 D comes in a rugged, low-profile, metal housing with detachable cable that makes it sturdy and reliable for heavy duty applications.

AKG PZM30 D Boundary Mic #47-AK0008\$399.00

SHURE MX393/C



Low profile, professional condenser boundary microphone with interchangeable cartridges (model listed below is cardioid). Great for any boundary mic application, including altars, lecturns, tables, and stage/scenic placement. Features programmable membrane switch, LED indicator, and more. Requires phantom power.

Shure MX393/C Microphone #47-SH0036.....\$232.00


SHURE BETA 91A



Shure BETA 91A is often seen in kick drums, but is a tremendous microphone for many traditional low-frequency sound reinforcement applications. It makes a tremendous piano mic thanks to its slim form factor. With its half-cardioid pattern, it is suitable for other boundary mic applications as well. Features an updated microphone capsule, integrated preamplifier, and XLR connection. Comes with zipper pouch.

Shure Beta 91A #47-SH0048.....\$239.00

ELECTRO-VOICE RE90B



A condenser boundary microphone with "half-cardioid" pick-up pattern and built-in equalization, the RE90B is ideal for theatre, houses of worship, classrooms, and more. Delivers every word fully and naturally. Ultra-thin profile makes inconspicuous placement easy. 3-pin XLR termination. Durable steel screen.

EV RE90B Boundary Microphone #47-0RE90B\$317.00

ELECTRO-VOICE RE90H



The EV RE90H is a compact, hanging-style condenser microphone. Ideal for choral, instrumental, vocal groups, and live theater. Controlled cardioid polar response for distant sound pick-up without feedback. Offers remarkable clarity and consistency.

Comes with a 25-foot braided and shielded cable with built-in preamp and 3-pin XLR connector. Two-year full warranty and limited lifetime warranty on the element.

EV RE90H Hanging Mic #47-0RE90H\$317.00

SHURE 55SH SERIES II



Unmistakable stage icon features signature satin chrome-plated die-cast casing for vintage look and feel. Modern acoustic components inside ensure performance up to today's standards. Cardioid pickup pattern. Includes swivel stand mount and on/off switch.

Shure 55SH Series II #47-SH0014\$179.00

SHURE X2U XLR/USB ADAPTER



This adapter transforms your favorite XLR microphone to a USB microphone for digital recording. Features headphone jack with volume control for monitoring. Provides phantom power for use with condenser microphones. Offers an integrated pre-amp that allows control of input signal strength. Includes X2u, USB cable, zippered storage bag.

Shure X2U XLR-USB Adapter #47-SH0039\$99.00

**BMI SUPPLY IS PROUD TO CARRY
PREMIER MICROPHONE BRANDS!**



FOR UPDATED PRICING, PLEASE VISIT SHOP.BMISUPPLY.COM



AUDIO

COUNTRYMAN B3 LAVALIER MICROPHONE



Very small omnidirectional lavalier microphone that withstands moisture, perspiration, and makeup (it will even survive an overnight bath in your favorite cola beverage).

The body/hair mic used by the pros, the B3 offers superior low handling noise, wide frequency response, and can handle the highest sound levels. Operates with any wireless transmitter that can supply

microphone power. Available in black, white, light skin, cocoa, and gray. Comes with carrying case, tie clip, wind screen, and proper connector.

B3-SL (TA4F for Shure, Telex, EV) #47-00B3SL \$206.00

B3-SR (3.5mm for Sennheiser EW, G2, G3) #47-00B3SR 216.00

B3-AN (Hirose 4-pin for most Audio Technica) #47-00B3AN 216.00

B3-AK (TA3F for most AKG) #47-00B3AK 206.00

Call for pricing on other connector types

COUNTRYMAN E6 EARSET MICROPHONE



The E6 Omnidirectional Earset Microphone is excellent for singing and spoken word applications. E6 features an earworm rigid boom with a renowned Countryman mic element offering superb voice pickup

surpassing traditional lapel or lavalier mics. It captures the closest source clearly with excellent rejection of wind, ambient noise, and feedback. Practically invisible to live or broadcast audiences, the E6 is incredibly comfortable for the wearer.

The industry-unique snap-on cable extends the equipment life many times over. Rugged, lightweight, and comes in a wide variety of colors to match almost any skin tone. E6's adjustable rigid steel boom maintains its shape even after storage, ideal for single-user applications. The E6 Omni microphone is supplied with a snap-on cable with specified connector, windscreens, set of three protective caps, set of two collar clips (black and white), and carrying case.

E6-SL Omni (TA4F for Shure, Telex, EV) #47-00E6SL \$402.79

E6-SR Omni (3.5mm for Sennheiser EW, G2, G3) #47-00E6SR ... 413.74

E6-AK Omni (TA3F for most AKG) #47-00E6AK 402.79

Call for pricing on other connector types

SHURE WL93 LAVALIER MIC



Model WL93 Microphones are economical omnidirectional, subminiature, lavalier, condenser microphones designed for

general speech applications where a visually unobtrusive microphone is desirable. All WL93 models are supplied with a mounting block with attached tie bar, a sew-on mounting bracket, and an acoustic windscreen to minimize wind noise in outdoor applications. All WL93 models include a cable terminated with a 4-pin mini connector which connects directly to a Shure wireless body-pack transmitter. Available in Black or Tan.

Shure WL93 Lavalier Mic, Black #47-00WL93 \$78.00

Shure WL93T Lavalier Mic, Tan #47-0WL93T 78.00



POINT SOURCE EMBRACE MICROPHONES

EMBRACE microphones are custom-fit ear mic solutions for theatre, television, and other applications where the microphone must be completely camouflaged. EMBRACE lets you bend, shape and trim for a precise, custom-fitted actor microphone in seconds. Search "Embrace" on our site to learn more!

POINT SOURCE SERIES8 OMNI LAV



The CO-8WL omnidirectional lavalier microphone has a low-profile of merely 4mm in

diameter, but it embodies performance characteristics you might expect from a larger format microphone. Behind a button, or hiding in the hairline, this microphone is ideal for applications requiring an unobtrusive fit. IP57 waterproof rated against water, sweat and makeup-conditions that are commonly harmful to microphones. Available in white, beige, brown, and black. Below are all omnidirectional models for popular wireless brands. Other connector options available, as are cardioid models.

CO-8WL XAK (for most AKG) #47-PS0056 \$285.00

CO-8WL XAT (for Audio-Technica) #47-PS0057 ... 285.00

CO-8WL XSH (for Shure) #47-PS0062 285.00

CO-8WL XSE (for Sennheiser) #47-PS0061 285.00

POINT SOURCE SERIES8 OMNI EARWORN



The CO-8WS is a highly durable omnidirectional earworn version of the Series 8 mic above, built to suit the most demanding

commercial and professional applications. The CO-8WS has a renowned "Unbreakable Boom" bendable to 360° and can be worn over the left or right ear. Available in beige, brown, and black. Below are all omnidirectional models for popular wireless brands. Other connector options available, as are cardioid models.

CO-8WS XAK (for most AKG) #47-PS0045 \$315.00

CO-8WS XAT (for Audio-Technica) #47-PS0046... 315.00

CO-8WS XSH (for Shure) #47-PS0051 315.00

CO-8WL XSE (for Sennheiser) #47-PS0050 315.00

POINT SOURCE CO-3 OMNI



This entry-level earworn mic offers excellent speech reinforcement for school productions, church services, and lectures, at an incredible price point. Omnidirectional pattern, excellent gain before feedback, minimal handling noise. Stationary boom designed for left ear. Available in beige or black. Popular connector options below, others available.

CO-3 Omni AK (for most AKG) #47-PS0097 \$99.00

CO-3 Omni AT (for Audio-Technica) #47-PS0098... 99.00

CO-3 Omni SH (for Shure) #47-PS0101 99.00

CO-3 Omni SE (for Sennheiser) #47-PS0100 99.00

AUDIO



MICROPHONE CABLE

Black. Two 24-gauge conductors w/shield. Also used for intercom cabling. Rubber jacket, Neutrik XLRs.

Length	Item Number	Price
3'	52-6101003	\$14.21
6'	52-6101006	14.92
10'	52-6101010	16.37
15'	52-6101015	17.44
20'	52-6101020	18.90
25'	52-6101025	19.53
30'	52-6101030	21.68
50'	52-6101050	26.95
75'	52-6101075	42.52
100'	52-6101100	49.67

SPEAKER CABLE

Choice of 4-pole Speakon w/12GA 4-cond. cable or 1/4" jacks with 14GA cable. Call for other options!

Length	Speakon Item	Price	1/4" Item	Price
10'	52-6201010	\$ 39.74	52-6202010	\$13.41
15'	52-6201015	47.92	52-6202015	15.81
20'	52-6201020	56.10	52-6202020	18.22
25'	52-6201025	64.28	52-6202025	20.61
50'	52-6201050	105.19	52-6202050	33.69
75'	52-6201075	146.09	52-6202075	47.75
100'	52-6201100	187.00	52-6202100	61.81



AUDIO CONNECTORS

Below are our most popular audio connectors. Please call or e-mail for additional types and options.

Inline (cable mount), Neutrik Brand

XLR 3-pin Male NC3MXX #33-60002	\$3.02
XLR 3-pin Female NC3FFX #33-60001	3.24
1/4" Plug TS (2-cond) NP2C #33-80005	3.93
1/4" Plug TRS (3-cond) NP3C #33-80006	5.55
Speakon NL4FX (4-pole) #33-80016	4.83
Speakon NL2FX (2-pole) #33-80001	3.93

Couplers

XLR 3-pin MM #33-90002	\$11.42
XLR 3-pin FF #33-90003	12.12
Speakon NL4MMX #33-90014	6.47

Panel Mount

Speakon NL4MP (4-pole) #33-80004	\$4.00
Speakon NL2MP (2-pole) #33-80002	3.11

TELE-Q RINGER



The one and only! Tele-Q is an electronic device designed to operate prop telephones for stage and screen. Operating from two 9-V batteries (included) or optional AC adapter, the Tele-Q drives any single-line telephone that works on a standard phone line. Operator determines ring pattern; simply press the button to ring, release to stop. Ringing also stops when phone is picked up, allowing ultimate flexibility and authenticity for your performance. For bell/clapper phones, ringing frequency can be changed from the default 20hz setting to mimic older or foreign phones. Measures just 3" x 5" x 1.75".

Tele-Q Ringer #22-90001	\$157.90
AC Adapter #22-90002	15.66

SHURE SRH440 HEADPHONES

The SRH440 Professional Studio Headphones from Shure provide exceptional sound reproduction and comfort. SRH440 headphones reproduce accurate audio across an extended range. Impedance, power handling and sensitivity are all calibrated for professional audio devices such as DJ mixers, mixing consoles, and headphone amplifier. Includes carrying bag and threaded 1/4" (6.3mm) gold plated adapter.



Shure SRH440 Headphones #50-0SRH440	\$99.99
--	----------------

RAPCO DB-2 DIRECT BOX



DB-2 functions as two separate direct boxes in one package, great for stereo applications. Plug an instrument level signal into the box, and connect the lo-z XLR output "directly" into a mixing console. A ground lift switch is also provided.

Rapco DB-2 Direct Box #51-0DB200	\$71.05
---	----------------

JAM ROUND BASE MIC STAND


Here's a mic stand you can rely on. Heavy cast base resists tipping and withstand the rigors of everyday use. Tough, black powder-coat finish resists scratching. Traditional turn-clutch mechanism for easy height adjustment (range: 33" to 60"). Weighs 7.8 lbs.



JS-MCRB100 Individual Stand #15-304002	\$27.99
JS-TB100 Adj Boom Arm #15-304003	12.99

JAM TRIPOD STAND

This package is the perfect addition to any school program, house of worship, or performance group! It includes six tripod microphone stands with 30" fixed-length boom arms. You'll have plenty of mic stands to go around. Plus, you'll get a sturdy storage pack to carry them in!



JS-MCFB6PK 6-pack w/storage bag #15-304005	\$99.99
---	----------------

MANY ADDITIONAL AUDIO ACCESSORIES ARE AVAILABLE INCLUDING SPEAKER STANDS, SNAKES, STORAGE CASES, AND MUCH MORE!

INTERCOM



SMH-310



SMH-210



SMH-710

PRO INTERCOM HEADSETS

SMH-310 - Outstanding value. These are light & comfortable, with a soft removable ear muff that is also washable. Minimal moving parts. Dynamic microphone. Single ear, full size earmuff.

Pro Intercom Headset SMH-310 #53-300SMH310 \$81.00

SMH-210 - High-quality construction with wide frequency response, reducing "ear fatigue" for long-duration situations. Deep, comfortable ear cushions. Noise canceling microphone, flexible headband, electret microphone. Easy repair and service. Single ear, full earmuff.

Pro Intercom Headset SMH-210 #53-300SMH210 \$130.50

SMH-710 - This is a lightweight version of the SMH-310. At just 3.88 oz., this tidy unit is among the lightest headsets available. Ear cushion easily removable and cleanable. Left-ear use only.

Pro Intercom Headset SMH-710 #53-300SMH710 \$76.50

BP-1 SINGLE CHANNEL BELTPACK



Pro Intercom LLC belt packs are engineered with frequency response that optimizes intelligibility and long-term listening comfort. The BP-1 can be affixed to the user's belt or to a wall using the secure clip attachment. The BP-1 is built using an extruded ribbed

aluminum case, recessed controls, and high quality components. Also features mic on/off switch, call signal, sidetone control, volume control, and matte black finish. 3.70" x 4.30" x 2.50", 13.5 oz.

BP-1 Single Channel Belt Pack #53-30000BP1 \$216.00

BP-2 TWO CHANNEL BELTPACK

Similar in construction to the BP-1 belt pack, the BP-2 offers a 2nd channel of intercom communication. Takes in two intercom signals via two 3-pin XLR connections, allowing the user to monitor either channel (or both simultaneously). Separate controls (volume, sidetone, microphone on/off) provided for each channel.

BP-2 Belt Pack #53-30000BP2 \$324.00

BP.15 MINIATURE BELTPACK

Take the superior performance of the BP-1 belt pack and pack it into a case that is 1/7th (0.15) the size! The BP.15 is just that...a tidy version of the BP-1 that fits more comfortably on your belt or on that small swath of space left next to the lighting desk. Maintains the traditional 4-pin XLR headset jack, with a miniature XLR jack for the intercom signal. Includes a sturdy adapter cable for standard 3-pin XLR intercom cable. 3.4" x 2.1" x 0.9".

BP.15 Miniature Belt Pack #53-30000BP15 \$243.00



MS-300 Main Station

PRO INTERCOM MAIN STATION

The MS300 is a 3-circuit Master Station with a unique hybrid configuration. Microprocessors operate all the switching, routing, and supervision functions while both the audio path and the core power supply remain analog. The result is a station with unrivaled flexibility, muscular reliability, and clean, smooth audio. Supervision functions include the individual monitoring of each circuit for faults, and reporting such by front panel LEDs. The 3 circuits can be operated independently or linked in A+B and A+B+C modes. All electronic "housekeeping" functions such as maintaining proper termination impedance are handled automatically. The MS300 can be used with a headset or handset or may operated in hands-free mode by plugging in an accessory close-talking, noise-canceling goose-neck microphone (available separately) and adjusting sidetone for deep suppression. The MS300 is compatible with most other 200ohm unbalanced party-line intercom devices.

MS-300 Main Station #53-3000MS300 \$956.25

MS-301 also available, which adds IFB, paging, and program audio functions.



LS3T (shown with optional mic)

LS3T DESKTOP SPEAKER STATION

The LS3 Talkback Loudspeaker Station is unique and packed with special features. There are three modes of operation. First is press-to-talk, release-to-listen using the speaker as the microphone in the talk mode. Second is full-duplex talk/listen when a close-talking, noise-canceling gooseneck is plugged in. Third is as a headset station when a headset is connected instead of a gooseneck mic. Since LS3s are likely to be used in remote locations, they are subject to having their front panel controls left in positions that will prevent communications from the Master Station (level can be turned down, the speaker switch left off, etc.) Pro Intercom Master Stations are all equipped with an override tone generator. When this inaudible tone is sent out and received by an LS3T, it automatically shifts to a predetermined group of settings, restoring volume, and resetting the speaker setting to listen.

LS3T Speaker Station #53-30000LS3T \$472.50

Shown above with optional gooseneck mic (LMS1, \$225.00)



INTERCOM



CLEAR-COM HEADSETS

Designed specifically for the demanding entertainment and broadcasting industries. All items below come standard with 4-pin XLR connection. Other options available.

- CC-300-X4** Standard Single Ear #53-20CC300X4..... **\$281.06**
- CC-40** Economy Single Ear #53-20000CC40..... **149.46**
- CC-400-X4** Standard Double Ear #53-20CC400X4 **337.46**
- CC-26K-X4** Lightweight Single Ear #53-20CC26KX4..... **187.06**
- CC-27** Lightweight Single Ear Wraparound #53-20000CC27..... **139.12**

CLEAR-COM RS-701 BELTPACK



Single channel belt pack. Features mic on/off switch, signal button and indicator, volume control, sidetone adjust, and 4-pin headset connector. In and out 3-pin XLR connectors for easy daisy-chaining. Clear-Com belt packs also offer excellent intelligibility, two-position gain switch, visual call signaling with high-intensity LED's, and aircraft-grade aluminum construction. Lightweight yet rugged.

- Clear-Com RS-701 Beltpack** #53-2000RS701 **\$296.10**

CLEAR-COM RS-702 BELTPACK



Two channel belt pack. Programmable switching lets user listen to both channels simultaneously, and select which channel to talk on. 6-pin XLR in/out connectors.

Use YC-36 adapter (optional) to merge 3-pin XLR signals into one 6-pin connection. Clear-Com belt packs offer excellent intelligibility, two-position gain switch, visual call signaling with high-intensity LED's, and aircraft-grade aluminum construction. Lightweight yet rugged.

- Clear-Com RS-702 Beltpack** #53-2000RS702 **\$399.50**
- YC-36 Adapter** #53-20000YC36..... **94.00**

CLEAR-COM PK-7 POWER SUPPLY

One channel 1/2A power supply supports 10 belt packs. Ultra compact and lightweight. Rugged all-metal case. Three XLR output connectors for simple connection of belt packs.

- Clear-Com PK-7 Power Supply** #53-20000PK7 **\$329.00**



CLEAR-COM PS-702 POWER SUPPLY

Simple power supply with no operator functions needed. Two channel 1 amp rackmount power supply supports thirty (30) belt packs. Cost effective solution for basic installations and portable systems.

- Clear-Com PS-702 Power Supply** #53-2000PS702..... **\$831.90**



Clear-Com MS-704

MS-704 MAIN STATION

Clear-Com Party-Line intercom is a full-duplex intercommunications system, ranging from a simple single-channel to a sophisticated multi-channel system. The MS-704 is a powerful four (4) channel rack mount main station, designed to power an entire system and serve as the central operator interface. Features the additional option of gooseneck mic and speaker for operator use. Headset can also be used. Features 2 amp power supply supporting sixty (60) belt packs. Like all Clear-Com gear, this unit carries a two-year warranty on parts and workmanship.

- Clear-Com MS-704** #53-2000MS704..... **\$1828.30**



Clear-Com CS-702

CS-702 MAIN STATION

Two channel portable main station with 4-pin XLR connection for operator headset. Operator can talk and/or listen on either or both channels. Mic kill switch turns off all open mics in the system. Illuminated momentary/latching talk buttons provide visual signaling of received calls. Includes 1 amp power supply supporting up to thirty (30) belt packs.

- Clear-Com CS-702** #53-2000CS702 **\$1062.20**



Above: PK-7 Power Supply
Right: Que-Com SMQ-1

CLEAR-COM QUE-COM

Que-Com is an economical, high performance belt pack and headset combination that will work with any wired Clear-Com intercom system. The durable, all-metal die cast belt pack features a belt clip, individual volume control, and mic kill switch. The rugged, noise-isolating headset featured below is permanently wired to the belt pack and is single-ear style. Combine this with Clear-Com's PK-7 Power Supply and you have a very economical, high-quality, full-duplex, wired intercom system.

- SMQ-1 Headset/Beltpack** #53-20000SMQ1..... **\$272.60**
- PK-7 Power Supply** #53-20000PK7 **329.00**

INTERCOM



PH-1



PH-2



PH-88



PH-44

TELEX HEADSETS

Telex headsets offer lasting comfort, fine audio quality, and professional durability. All models below feature dynamic noise-cancelling microphones. 4-pin XLR termination.

- PH-88 Lightweight Single-Ear Headset** #53-10000PH88..... **\$187.11**
- PH-44 Lightweight Dual-Ear Headset** #53-10000PH44 **183.73**
- PH-1 Standard Single-Ear Headset** #53-10000PH1 **208.85**
- PH-2 Standard Dual-Ear Headset** #53-10000PH2..... **261.77**



HS-6A



MCP-90

TELEX INTERCOM MICS & HANDSETS

MCP series used with master station and other remote stations. HS-6A telephone-style handset popular at tech tables and other locations.

- MCP-90-12 Gooseneck Mic 12"** #53-10MCP9012..... **\$208.85**
- MCP-90-18 Gooseneck Mic 18"** #53-10MCP9018..... **225.86**
- HS-6A Telephone Handset** #53-10000HS6A **174.83**

TELEX BP-1002 BELTPACK



Telex 1-channel metal beltpack features a call light, programmable mic kill detect and tone alert, high-quality microphone, and balanced/unbalanced operation.

- BP-1002 Beltpack** #53-100BP1002 **\$296.73**

TELEX BP-2002 BELTPACK



Telex 2-channel metal beltpack features a call light, programmable mic kill detect and tone alert, high-quality microphone, and balanced/unbalanced operation. 6-pin XLR.

- BP-2002 Beltpack** #53-100BP2002 **\$398.79**

TELEX PS-1F POWER SUPPLY



A 500mA power supply, designed to flush mount in a two-gang box that can power up to 25 belt pack headset stations. Three wire barrier strip to allow wire tap terminals or screw clamp wiring. Balanced line operation only.

- Telex PS-1F PSU** #53-10000PS1F **\$307.13**

TELEX PS-2001L POWER SUPPLY



2-Channel 2 Amp power supply with combine/isolate feature, (2) XLR-3F connectors. (1) XLR-6F connector for combined output. Occupies 1/2 rack

space. Balanced and unbalanced operation. UL and CSA listed.

- Telex PS-2001L PSU** #53-10PS2001L..... **\$617.09**



MS-2002 Master Station

TELEX MS-2002 MASTER STATION

2 channel user/main station with 2.0 amp power supply with instantaneous auto reset in single space rack unit with speaker. Includes VOX option, PA key, mic kill key. All keys are back lit, combine/isolate switch, external balanced/unbalanced selector switch, dynamic mic headset jack, gooseneck mic jack, separate channel program input (DB-9F) and channel connectors (one XLR3M/F per channel plus XLR6), PA output, and (2) RCA speaker output jacks.

- Telex MS-2002** #53-100MS2002..... **\$1263.47**

TELEX REMOTE STATIONS



These stations have the same electronics as a beltpack, but flush mount into a 2-gang electrical wall box for permanent installation. Great for fixed intercom positions. Can be configured for Telex

Audiocom or Clear-Com systems. 4-pin XLR for headset connection.

- WM1000 1-channel** #53-100WM1000 **\$406.35**
- WM2000 2-channel** #53-100WM2000 **438.48**

TICKET WINDOW INTERCOM



The Audiocom ICW-6 represents the ultimate in reliable, rugged, and flexible security and ticket booth communications equipment. You never get a second chance to make a first

impression. First contact with your customer is usually at the ticket booth. Cracked, interrupted, and garbled audio is not what you want that impression to be. Unique audio-shaping circuitry and enhanced VOX (Voice Threshold Level Activation) operation ensure maximum voice intelligibility. Installation is quick and easy with our 2-piece maintenance-free polycarbonate enclosure. Customize your user interface and maximize efficiency with your choice of two (2) hands-free operation modes. Gooseneck microphone operation enables users to move freely to access cash drawers or information sheets without being tethered by a headset. Headset operation provides a higher level of privacy and reduces ambient noise levels in multi-user environments. System Frequency Response: 200 to 4.5kHz ±3dB.

- ICW-6 Intercom** #53-10000ICW6 **\$718.20**
- PH88-IC3 Headset** #53-10PH88IC3 **192.78**
- MCP-90-12 Gooseneck 12"** #53-10MCP9012... **208.85**
- MCP-90-18 Gooseneck 18"** #53-10MCP9018... **225.86**



INTERCOM



ComCenter



ComPak Beltpack

EARTEC COMSTAR

This economical wireless intercom system offers full duplex operation AND the optional ability to interface easily with an existing wired intercom system. The ComCenter XT base transceiver serves as the heart of the system, coordinating up to 8 belt-pack users. The ComCenter XT-PLUS-INT version adds an interface for linking to a wired intercom system. The 8 wireless users can be split into two groups of 4 or be conferenced together. Com-Center XT is powered via rechargeable battery or 120VAC. The ComPak belt-packs are lightweight, ergonomically shaped, and have an easily accessible battery for recharging. With the belt-pack, users can choose from their favorite Eartec lightweight or standard size headset. Belt-pack features mute switch and volume up/down. This simple system is a cost-effective way to get started with wireless intercom.

- ComCenter XT #53-20000CSXT\$525.00**
- ComCenter XT-PLUS-INT #53-5CSXTPLUS..... 950.00**
- ComPak Beltpack #53-50CPK1000 295.00**
- Spare Battery for ComPak #53-50CS800LI 35.00**

All-in-one ComStar headsets also available

EARTEC MAX 4G SINGLE



The MAX 4G Single Ear Headset offers a mid-weight design with an extra soft ear pad. Provides a comfortable fit and leaves one ear open for hearing nearby activity. Features AutoMute mic boom technology...when the mic boom is flipped "UP", the mic is automatically muted. Wired for Eartec systems.
Eartec Max 4G Single #53-50CSMX4GS..... \$95.00

EARTEC MAX 4G DOUBLE



Similar to the Max 4G Single above, but features ear muffs on both sides. This maximizes the ability to shut out outside noise and distraction. Wide, luxurious headband for all-day comfort. Pro features at a fraction of the pro price. Wired for Eartec.
Eartec Max 4G Double #53-50CSMX4GD \$110.00

EARTEC CYBER



Wrap-around style single-ear headset that weighs less than 1oz. Affordable! Model below features 4-pin XLR (Clear-Com, Telex, P.I., etc). Eartec wiring is the same price.
Eartec Cyber Headset#53-5CYB4XLRF \$57.00



BTR-240 System

TELEX BTR-240 WIRELESS INTERCOM

The Telex BTR-240 is an affordable, flexible, configurable, digital wireless intercom system that utilizes license-free 2.4GHz WiFi technology. Features: Easy setup & operation, full duplex (talk & listen) operation, 64-bit encrypted audio, automatic RF channel selection via ClearScan, battery charge indicator, built-in lithium-ion battery pack, independent volume control & headset mic level control, programmable belt-packs. Operates on IEEE 802.11b "WiFi" standard with operating range up to 800' (line of sight). Supports up to 8 belt-packs. Rackmount hardware included.

- BTR-240 Wireless Base Station #53-100BTR240.....\$3494.61**
- TR-240 Wireless Beltpack #53-1000TR240..... 888.30**

TELEX BTR-700 BASE STATION



BTR 700 is the central base station of the Telex BTR-700 system, supporting up to four (4) TR700 belt packs in full-time transmit, full duplex operation. The system operates in the UHF band from 518 to 740 MHz, with 1440 user selectable frequencies available. At the Telex factory, twenty-four (24) groups are pre-selected for immediate use. Bright, clear, readable LCD display puts all of the features and information you need to access right at your fingertips. Without layer after layer of menus to deal with, the graphical user interface allows even new users to access, change, and store system settings. BTR 700 also features a full talk/listen headset station so that an additional user can communicate on the intercom channel. Superb Telex audio quality!

- Telex BTR-700 Base Station #53-100BTR700.....\$4125.87**

TELEX TR-700 BELTPACK TRANSCEIVER



Rugged yet lightweight cast magnesium belt-pack withstands the rigors of stage and touring applications. Intelligent power control technology eliminates overloading the base station receiver - each belt-pack senses when it is close to the base station and reduces its output by 10 dB. Detachable antennas make storage and shipping a breeze. Battery options include alkaline AA (~14 hour life) or rechargeable NiMH battery packs. TR 700 features a 4-pin XLR connector to accept standard Telex headsets.

- Telex TR 700 Beltpack #53-1000TR700..... \$1305.05**

ADDITIONAL TELEX SYSTEMS AND ACCESSORIES
 AVAILABLE INCLUDING BTR-800!



INTERCOM

TEMPEST WIRELESS INTERCOM

Quality, modern, digital intercom gear that does not involve frequency coordination and is compatible with wired systems.



Tempest 2400 Base Station

Tempest 2400 - Operates in the 2.4GHz ISM band. Advanced digital wireless transmission technologies allow users the ability to operate up to 11 BaseStations and 55 full-duplex BeltStations in the same RF space at the same time with no license requirements and no frequency coordination. Tempest's wireless system, while advanced and sophisticated, has been designed to be very easy to set up and use virtually anywhere worldwide.



Tempest 2400 Belt Station

Tempest 900 - Operates in the 900MHz ISM band and allows a maximum of 5 BaseStations and 25 full duplex BeltStations operating license-free. Offers improved coverage in areas where more structural penetration is required and in large enclosed areas where multipath interference can be a factor. USA/Canada only.

- Tempest 2.4GHz 2-ch. Base Station** #53-2000CM222\$4495.50
- Tempest 2.4GHz 2-ch. Belt Station** #53-2000CP222 1525.50
- Tempest900 2-ch. Base Station** #53-2000CM922..... 4945.50
- Tempest900 2-ch. Belt Station** #53-2000CP922 1660.50
- Tempest 5-bay Battery Charger** #53-2000TBC5A..... 700.30

Headsets additional, compatible with common brands.

HME DX210 WIRELESS INTERCOM



HME BS210 Base Station - 2 channels of intercom operating in the 2.4GHz band. Delivers excellent sound clarity and interference-free communication. Supports 15 total beltpacks, 3 or 4 in full duplex (talk/listen) depending on mode. Compatible with Clear-Com or Telex/RTS wired systems. 1RU tall.

HME BP210 Beltpack - Remarkably compact design makes this easy-to-wear for production work. Features rechargeable lithium-ion battery with up to 20 hours of talk time. Internal antenna, voice prompts, sealed buttons, volume controls, listen-only mode, and much more. Special mini-DIN headset connector. Comes with pouch.



CC-15-MD4 Headset - Single ear with mini-DIN for BP210 beltpack.

- HME BS210 Base Station** #53-70CZ11516.....\$4291.10
- HME BP210 Beltpack** #53-70CZ11517 954.10
- HME AC40A Charging Station** #53-70CZ11378..... 606.30
- CC-15-MD4 Single Ear Headset** #53-70CZ11450 186.12

Packages - Include base station, beltpack per user, battery charger, and CC-15 headsets if noted)

- DX210 4-user Package (no headsets)** #53-70CZ11515.....\$8652.70
- DX210 4-user Package w/Headsets** #53-70CZ11513 9583.30



FreeSpeak II System

CLEAR-COM FREESPEAK II

FreeSpeak II is the next generation distributed wireless solution. This high performance wireless intercom system is designed for extensive communication in large-scale operations. Its ability to maintain a strong and continuous wireless connection across an expansive coverage area while providing crystal-clear digital audio makes FreeSpeak II the ideal wireless roaming solution for live event, broadcast, sport production, and other applications.

FreeSpeak II Base-5 - This base station drives a wireless system that can connect up to 5 full-duplex beltpacks. Up to 10 active transceiver antennas can enable beltpack-to-base station distance range up to 3,200ft (1,000m). The system has 4-wire and partyline intercom connectivity, program feed input, stage announce, IFB, up to 5 wireless partyline groups, and partyline call alert functionality. The base station can intelligently mix 1.9GHz and 2.4GHz system components.

FreeSpeak II Base II - Feature-rich and powerful version of the above that supports up to 25 beltpacks!

FreeSpeak II 1.9GHz Beltpack - The five-channel, full-duplex FreeSpeak II digital beltpack was uniquely designed for the rigorous demands of large-scale operations and continuous communication use. Ergonomic form factor, intuitive operation, and a rugged housing make the beltpack ideal for extended use. This beltpack operates in the 1.88 - 1.93GHz frequency band. Additional features: Programmable pushbuttons, two rotary encoders, reply button, menu driven display, internal antenna, and long battery usage (typically 18 hours of continuous talk time).

Freespeak II 1.9GHz Active Antenna - 1.89GHz-1.93GHz Band Active Transceiver Antenna allows users to freely roam around a facility while staying connected to the base station. Each Active Antenna can create a coverage zone of up to 1,475 feet. One Active Antenna supports up to 5 beltpacks with the ability of adding more if roaming or more beltpack support is required.

- Freespeak II Base-5** #53-2SIIIBASE5..... \$6509.50
- FreeSpeak II Base II** #53-2FSIIIBASE.....9672.60
- FS II 1.9GHz Beltpack** #53-2BP19X4US..... 1612.00
- FS II 1.9GHz Antenna** #53-2TCVR19US 1513.40

2.4GHz components also available!



CUE LIGHT SYSTEMS



LC1

QL1



CueSystem Desk 8-Channel



CueSpider (front)



CueSystem Playback Unit



CueSpider (bottom)

LOGICUE CUE LIGHT SYSTEM

The LogiCue system is a digital cue light system that makes cueing actors and production crew easy and accurate. 12 channels of control gives you fantastic flexibility in planning your cueing needs. Sets up quickly using standard microphone cables. Features self-test on power-up, tactile "clicky" buttons, simple on/off or red/green configuration options, digital readout of control address (on cue lights themselves), and 2-way acknowledgement (yes, we are here and saw the standby light). Compact control surface consumes minimal space at your stage manager position. Cue lights can be daisy chained or connected using "Y" cables. Master "go" button allows triggering groups of cue lights at once. This is a great system developed by a working theatre professional. Made in the USA!

LogiCue LC1 Controller #25-260001\$800.00

LogiCue QL1 Cue Light #25-260002..... 125.00

Rack mount controller also available.

SEE PAGE 87 FOR MIC CABLE!



LOGICUE DMX CONVERTER

The LogiCue DMX Converter is for converting the LogiCue signal to DMX-512. By converting the signal to DMX, you can use your LogiCue Controller to turn dimmers or relays on and off, just like you would do with a cue light. This application can be useful when using rope light on the fly rail, for example. The LogiCue DMX Converter generates twelve channels of DMX. The converter can be used along with our digital cue lights for a comprehensive cueing system.

LogiCue DMX Converter #25-260005\$265.00

ETC CUESYSTEM

With CueSystem's plug-and-play network of cue light outstations and controllers, backstage communication is at your fingertips. CueSystem outstations connect using a standard, power-over-Ethernet network, making it easy to reconfigure or scale for your needs. Build a simple, hands-on system with a control desk and a few CueSpider outstations. For complex shows, add extra outstations and run preprogrammed cue stacks from CueSystem's downloadable PC application or optional Playback Unit.

CueSystem Desks - CueSystem Desks provide direct, hands-on control of CueSystem outstations. Available in both rack-mount and desktop configurations, desks control four, eight, or twelve individual CueSystem channels. For larger shows, multiple Desks may live on the same network, creating a flexible, easy-to-scale system.

CueSpider Stations - CueSpiders "go" wherever backstage communication is needed. Each CueSpider contains an informational readout screen and a red and a green cue light, which can be activated using preprogrammed cues on a PC or playback unit, or can be directly controlled using a CueSystem Desk. Easily placed and rearranged as production needs change.

CueSystem Playback - These dedicated Playback Units offer a simple interface with a readout screen that shows current and upcoming cues, cue selection and cue update buttons, and "standby" and "go" buttons to advance the cue stack.

CueSystem Desk, 4-ch., Desktop #25-300001\$2000.00

CueSystem Desk, 8-ch., Desktop #25-300002 3500.00

CueSystem Desk, 12-ch., Desktop #25-300004 4950.00

CueSystem Desk, 8-ch., Rack Mount #25-300003 3500.00

CueSystem Desk, 12-ch., Rack Mount #25-300005 4950.00

CueSpider Station #25-300008\$595.00

CueSystem Playback Unit, Desktop #25-300006\$2750.00

CueSystem Playback Unit, Rack Mount #25-300007 2750.00

FREE CUESYSTEM PC SOFTWARE

AVAILABLE AT:

WWW.ETCCONNECT.COM



FOR UPDATED PRICING, PLEASE VISIT SHOP.BMISUPPLY.COM



ROSCO VAPOUR FOGGER



Vapour, the workhorse of Rosco's family of foggers, comes packed with all the features that a professional effects technician could want. Combining high-volume, continuous fog output, with a simple, one-step cleaning process and common core components that are designed to be replaced quickly, the Vapour can be relied upon to get the job done. 1200 watt heat exchanger, DMX on-board.

Rosco Vapour Fogger #19-0VAPOUR\$859.14

ROSCO VAPOUR PLUS FOGGER



Vapour Plus, designed specifically to fill large venues and outdoor spaces, produces impressive amounts of fog quickly and efficiently. This fogger produces stadium-sized effects, yet is small enough to mount inside box truss and power from a single mains circuit.

The Vapour Plus can be mounted horizontally or vertically to create cryogenic-style effects. Features: 1500 watt heat exchanger, constant blast output, onboard timer controls, detachable remote, air input for cleaning, integrated bottle carrier, modular construction, and more.

Rosco Vapour PLUS Fogger #19-VAPOURP\$1031.14

ROSCO MINI-V FOGGER

Mini-V, the most affordable and compact Rosco fog machine, delivers a continuous stream of professional-quality fog. The small design and efficient heat exchanger make it a perfect choice for mobile users or places that lack space for a larger fog generator.



Rosco Mini-V Fogger #19-00MINIV\$429.14

MARTIN JEM ZR25



The JEM ZR25 is a small yet powerful fog machine designed to deliver superior and uninterrupted performance in demanding professional applications. Via its 1,150 W heat exchanger, the JEM ZR25 produces large amounts of fog ideal for small to medium-sized venues and stages. The JEM ZR25 features variable output control for more subtle effects and is fully up-to-date with digital remote, DMX, and RDM.

Martin JEM ZR25 Fogger #19-2215330\$845.00

CITC MANIAC

Maniac combines a fog machine with an RGBA LED moving head wash light, allowing you to create dynamic and colorful fog/steam effects. Great for simulating fire and other eye-candy effects. Adjustable output & speed, wireless remote, DMX on-board, and more. Use SmartFog 15-Second fluid for best effects.



CITC Maniac #19-OMANIAC\$1995.00

SmartFog 15-Sec (gallon) #19-150495A25.60

SPECIAL EFFECTS

ULTRATEC SHOW FOGGER PRO



Show Fogger Pro is an excellent fogger for applications not requiring DMX control. Show Fogger Pro features Rapid Change Technology (RCT) for easy service in the field. In addition to RCT, the Show Fogger Pro boasts continuous output, integral one gallon fluid reservoir, and full function timer. Lifetime heat exchanger warranty when using genuine Ultratec water based fluids.

Show Fogger Pro #19-CLF4400.....\$969.68

VIPER NT



This excellent fogger from Look Solutions offers the latest in digital control with proven German fogger construction. DMX-512 standard, along with advanced on-board standalone control. Volume control in 1% increments from 0 to 99. 1300W heater. Holds 5L bottle.

Viper NT Fog Machine #19-0V10194.....\$1187.50

CHAUVET HURRICANE H1301

Hurricane 1301 is a water-based fogger capable of a great output of 20,000 cfm. It has a 3.3-liter (0.9 gallon) tank and takes only five minutes to heat up. It features a low-fluid indicator and automatic shutdown. Wired remote included.



Hurricane H1301 #19-00H1301\$149.99

CHAUVET GEYSER & VESUVIO



These innovative fog machines from Chauvet allow you to achieve colorful fog and steam effects from a single piece of gear. LEDs surrounding the fog nozzle yield saturated, color-soaked fog. Great for reveal effects! Three (3) models featured below to suit your needs. Specifics outlined below for each machine:

Geyser P4 - Four (4) 7-watt LEDs (RGBA+UV). 15' fog height. Wireless remote. 3-pin DMX.

#19-GEYSER4\$299.99

Geyser P6 - Six (6) 7-watt LEDs (RGBA+UV). 25' fog height. Wireless remote. 3-pin DMX.

#19-GEYSER6\$399.99

Vesuvio - The pro model. RGBA color mixing, larger 1600-watt heater, 3 & 5-pin DMX, and more.

#19-VESUVIO\$529.99



SPECIAL EFFECTS

ROSCO V-HAZER



The quiet and reliable V-Hazer spreads haze via innovative internal baffles that achieve greater output and thorough dispersion. The V-Hazer features the same rock-solid reliability and common core components as the Vapour. Blower turns off when not in-use to ensure the quietest operation possible. DMX compatible, allowing for independent control of fan speed and pump volume via 2 channels. Remote included. Use V-Hazer fluid.

Rosco V-Hazer #19-0VHAZER\$1203.14

UNIQUE 2.1 HAZER

This powerhouse hazer from Germany offers quiet operation, minimal warm-up time, efficient fluid consumption, and DMX control. Also features variable output. Will run approximately 50 hours on a 2L bottle. Use Unique fluid only. Weighs approximately 19 lbs (w/o fluid).



Unique 2.1 Hazer #19-000DF41\$1757.50

REEL EFX DF-50



The DF-50 is an industry-standard machine for creating beautiful haze effects. Originally developed for Hollywood, the DF-50 has found its way into concert venues, casinos, theatres and countless other venues. Exceeds health & safety guidelines for AEA and other professional organizations. DF-50 can use traditional mineral oil-based fluid or a

newer water-soluble glycol-based fluid. No heater involved means no warm-up time. Compressor carries a 5-year warranty while all other components are covered for 1 year. 2L tank capacity (runtime approx. 35 hours), weighs 35 lbs.

Reel EFX DF-50 #19-000DF50\$3195.00

Reel EFX DF-50 w/DMX #19-DF50DMX 3595.00

LEMATRE MVS HAZER

The Multi Venue System (MVS) has whisper quiet twin variable high output haze projection fans and 90 degree electronically variable haze output direction. The high power air pump and advanced fan motor control provides a wide operational range while the large diameter hazing tube doubles the effective area, increases its working life span, and makes cleaning easier. Four-channel DMX is built into the unit. The MVS uses LeMaitre Neutron Haze fluid.



LeMaitre MVS Hazer #19-003004A\$1617.16

Bottle Carrier for MVS #19-000278848.04

Carrying Case for MVS #19-0003010 334.26

ULTRATEC RADIANCE HAZER



Ultratec continues to set new standards in haze technology with the release of the Radiance Hazer. Based on the proven Neutron Fluid formulation, Ultratec engineers developed a

unique 4-port Rapid Clean Vaporizing element that delivers robust hazing output with minimal maintenance downtime. Built-In DMX offers control of both the haze output and internal fan speed. This combination offers superb haze control and even dispersion. The Radiance can also be operated using an optional remote or the onboard controls. Removable power cable and multi-use bracket included. Use Luminous 7 fluid only.

Radiance Hazer #19-CLF2460..... \$1205.75

CITC AQUAMAX HAZER

The AquaMax by CITC offers long-lasting haze (like oil-based machines) but does so using a 100% organic water-based fluid! Get the best of both worlds: great haze without residue build-up on your expensive gear.



Aquamax also offers quiet performance, DMX on-board, low fluid consumption, remote timer control, and is made in the USA. Does not clog. 1000w power consumption, 8 minute warm-up, 22" x 10" x 10", 25 lbs. One (1) year warranty. Use AquaMax Organic fluid.

AquaMax Hazer #19-0100049..... \$2475.00

JEM COMPACT HAZER PRO

Robust yet small and lightweight, the Jem Compact Hazer Pro is a versatile haze machine designed for the highly demanding professional market. Its ability to produce exceptional atmospheric haze effects in a short period of time while operating at low noise levels make it ideal for nearly any application from shows and events to theatre, TV studios, clubs, cruise ships, theme parks and more. Use C-Plus fluid.



JEM Compact Hazer Pro #19-CHZPRO.... \$1640.00

PLEASE SEE
PAGE 97
FOR ALL FLUIDS!

SPECIAL EFFECTS

BUBBLE MACHINE B-250



The Bubble King features three (3) double wands offering reliable output covering a large area. Manual onboard control makes setup a breeze. 56oz tank capacity, 120V power input, 58W power draw, weighs 13.2 lbs.

Measures 19" x 15" x 12". Use optional AC-W wireless controller for remote applications.

Bubble King B-250 #19-000B250 \$79.99

BUBBLE KING B-550



The Bubble King features three (3) double wands offering reliable output covering a large area. Dual fans provide excellent push. Manual

onboard control makes setup a breeze. 56oz tank capacity, 120V power input, 88W power draw, weighs 13.2 lbs. Measures 19" x 15" x 12". Includes hanging bracket and power cord.

Bubble King B-550 #19-000B550 \$179.99

CITC BUBBLE MAX X2 SYSTEM



The Bubble Max X2 allows you to choose either low or high bubble production by having either one or two wands going. This professional machine features an anti-leak

tank for overhead use. Produces up to 1400 bubbles per minute, which typically range in size from 1.25" - 3" in diameter. Three quarts of fluid will last roughly 4 hours. The X2 system includes a Director JR. fan and handy stand.



Bubble Max X2 System #19-0100190 \$576.00

QUESTIONS ABOUT WHICH EFFECTS MACHINE BEST SUITS YOUR NEEDS? GIVE US A SHOUT!

PLEASE SEE PAGE 97 FOR ALL FLUIDS!

ANTARI ICE

Antari ICE produces the ever popular, low-lying, "heavy" smoke of a dry ice machine without the inconvenience of dry ice or the potential hazards of CO2-laden smoke. Place up to 10 kg of ice into the ice chamber to cool the smoke produced by the 1000W smoke machine, then watch the floor disappear in ankle deep smoke. 10 kg of ice placed in the ice chamber can last up to 80 minutes with constant use. DMX on board or use timer remote. Use Antari FLR fluid.



Antari ICE #19-0000ICE \$800.00

ULTRATEC DRY ICER



The Dry Icer has been engineered to address many of the problems associated with homemade 55 gallon dry-ice machines. Molded from heat resistant cross-linked polyethylene. Features a dry-ice capacity of approximately 20 lbs. with a running time of approximately five to ten minutes. The flow rate is controlled by a ratchet lowering system which positions the basket at various depths in the boiling water, producing a powerful fog output through the front nozzle. No rusting, 'squirrel cage' fans, or pumps. Just simple efficient operation.

Ultratec Dry Icer #19-CLF1810 \$1220.75

ROSCO COLDFLOW



Rosco Coldflow is an accessory for standard fog machines that converts liquid carbon dioxide (LCO2) to dry ice. The dry ice cools a uniquely designed aluminum extrusion that converts large volumes of fog into dense, low-lying fog. Unlike dry ice, liquid carbon dioxide

is readily available, handles easily, and does not require any special storage. Includes remote and 7' hose for tank attachment. 22" x 12.5" x 12". 40 lbs. 120V, 0.5 amp.

Rosco Coldflow #19-COLDFLO \$1644.15

AQUAFOG DRY ICE FOGGER

This water-based system is light-weight, portable, and durable allowing you to create large amounts of billowing fog. The AQUAFOG 3300 features a durable molded thermoplastic tank for corrosion resistance and leak-proof use. The large lid lifts for easy loading of stainless steel ice shelf. Standard unit uses 120VAC. Features a low water level cutout switch as well as a sophisticated adjustable water temperature circuit to maintain temperature through long rehearsals. A 6" fan pressurizes the tank and sends the fog out to the stage. The convenient 4-plug system allows for easy remote control. Water cap: 28 gal (106 lbs.), Ice cap: 75 lbs. Standard 4" hose vent. Check our site for full product specifications!



AquaFog AF3300 #19-AQF3300 \$3685.44



SPECIAL EFFECTS

ROSCO FLUIDS

Description	BMI Item	Price
Rosco Fog Fluid, 1-liter	19-0RFF010	\$14.92
Rosco Fog Fluid, 4-liter	19-0RFF040	52.76
Rosco Stage/Studio Fluid, 1-liter	19-RSSF010	14.92
Rosco Stage/Studio Fluid, 4-liter	19-RSSF040	52.76
Rosco V-Hazer Fluid, 4-liter	19-0VHF040	52.76

ULTRATEC FLUIDS

Description	BMI Item	Price
Ultratec Fog Fluid, 4-liter	19-CFF2751	\$ 38.19
Ultratec Fog Fluid, 20-liter	19-CFF2750	160.55
Ultratec Pro Beam Fog, 4-liter	19-CFF2760	40.19
Ultratec Pro Beam Fog, 20-liter	19-CFF2749	182.02
Ultratec Quick Diss. Fog, 4-liter	19-CFF2725	40.19
Ultratec Quick Diss. Fog, 20-liter	19-CFF2732	190.86
Ultratec XQuick Diss. Fog, 4-liter	19-CFF2730	30.40
Ultratec XQuick Diss. Fog 20-liter	19-CFF2733	142.88
Ultratec Luminous 7 Haze, 2-liter	19-CFF2850	54.82
Ultratec Luminous 7 Haze, 4-liter	19-CFF2855	85.22
Ultratec True North Snow Fluid, 4-liter	19-CFF3604	36.29
Ultratec True North Snow Fluid, 20-liter	19-CFF3620	160.55
Ultratec Bubble Fluid, 4-liter	19-CFF3704	27.46
Ultratec Bubble Fluid, 20-liter	19-CFF3720	121.22

CHAUVET FLUIDS

Description	BMI Item	Price
Chauvet Fog Fluid FJU, Gal.	19-0000FJU	\$24.99
Chauvet Quick Diss. Fog QDF, Gal.	19-0000QDF	35.10
Chauvet Performance Haze HFG, Gal.	19-0000HFG	35.10
Chauvet Bubble Fluid BJU, Gal.	19-0000BJU	19.20

LOOK SOLUTIONS FLUIDS

Description	BMI Item	Price
Unique Haze Fluid, 2-liter	19-0UN3151	\$ 52.25
Unique Haze Fluid, 10-liter	19-0UN3152	213.75
Viper Fog Fluid, 5-liter	19-0VI3505	47.50
Viper Slow Fog fluid, 5-liter	19-0VI3509	57.00

LEMATRE FLUIDS

Description	BMI Item	Price
LeMaitre Standard Smoke, 4-liter	19-002931M	\$35.63
LeMaitre PURE (Neutron) Haze, 2-liter	19-002908S	45.60
LeMaitre PURE (Neutron) Haze, 4-liter	19-002908M	76.00

MARTIN / JEM FLUIDS

Description	BMI Item	Price
Martin/JEM C-Plus Fluid, 2.5L	19-7120413	\$51.50
Martin/JEM Pro Smoke Studio (DX) 5L	19-7120010	24.50
Martin/JEM Pro Smoke Super (ZR) 5L	19-7120020	30.00
Martin/JEM Pro Smoke Super (ZR) 9.5L	19-7120021	55.00
Martin/JEM Pro Haze 2.5L	19-7120400	16.50
Martin/JEM Pro Haze 9.5L	19-7120401	55.00
Martin/JEM K1 Haze 2.5L	19-7120407	41.42
Martin/JEM Heavy Fog B2 5L	19-7120800	58.75



MISCELLANEOUS FLUIDS

Description	BMI Item	Price
DF50 Haze Fluid, Gallon	19-150660B	\$47.45
Antari FLR Low Fog, 4L	19-000FLR4	27.20
Antari FLG Heavy Fog, 4L	19-000FLG4	27.20
AquaMax Organic Haze, 4L	19-150580A	42.70
Little Blizzard Extra Dry 4L	19-150160A	29.95
Little Blizzard Super X Dry 4L	19-150162A	36.05
SmartFog 15-Second, Gal.	19-150495A	25.60



ULTRATEC QUICK SHOT

A high quality, reusable, handheld launcher that doesn't bust your budget! The **Quick Shot** is a simple yet effective launcher for countless applications. Easy to use: Insert payload (streamers or confetti) into the barrel, screw a new CO2 cartridge into the valve assembly, and you're ready! Simply aim the barrel skyward and press the trigger lever. A back pressure cap can be used to add extra "pop" to the effect, but is not required for proper operation. Uses 16-gram CO2 cartridges (one per shot). Barrel dimensions 1" diameter and 30" length.



Quick Shot #21-31P1015 **\$81.70**

PRO FETTI

Rectangular tissue paper 5/8"x2-1/16" that is fire-retardant, colorfast, biodegradable, and non-toxic. The 1.1 lb. box contains 56 wrapped stacks for easy loading.

Color	BMI Item Number	Price
White	21-33P2025	\$17.60
Yellow	21-33P2055	17.60
Dark Blue	21-33P2030	17.60
Dark Green	21-33P2060	17.60
Dark Pink	21-33P2035	17.60
Light Purple	21-35P2065	17.60
Bright Orange	21-33P2040	17.60
Light Green	21-33P2070	17.60
Red	21-33P2045	17.60
Purple	21-33P2050	17.60
Multi Color	21-33P2075	17.60
Red/White/Blue Mix	21-33P2073	17.60
Silver/White Mylar	21-33P2500	49.00
Gold/White Mylar	21-33P2502	52.00
Blue/White Mylar	21-33P2504	62.00
Red/White Mylar	21-33P2506	62.00
Green/White Mylar	21-33P2508	66.00

STREAMERS

Economy streamers packaged in sleeves of 40 streamers each! 1/2" width, 20' length. A single sleeve is perfect for the Quick Shot Launcher!

Color	BMI Item Number	Price
Green	21-322250C	\$ 8.12
Orange	21-322255C	8.12
Red	21-322260C	8.12
Blue	21-322265C	8.12
Yellow	21-322270C	8.12
White	21-322275C	8.12
Multi Color	21-322285C	8.12
Silver Mylar	21-322280C	13.85

LAUNCHER ACCESSORIES

Item Description	BMI Item Number	Price
16-gram CO2 Cartridge	21-35P1200	\$ 3.10
8-gram CO2 Cartridge	21-35P1205	2.10
1" Back Pressure Cap, 12/pk (Quickshot)	21-150AE61	3.00
2" Back Pressure Cap, 10/pk	21-35P1210	5.20
1" Lifting Cup, 12/pk (Quickshot)	21-150AE64	6.00
2" Lifting Cup, 10/pk	21-35P1220	11.40

SPECIAL EFFECTS

PLASTIC SNOWFLAKES

Artificial snow allows you to make it snow any time of the year. Perfect for snow cradles or snow bags. Bigger flakes give you a slower, wafting snow (think lake effect snow!). Made of plastic and is non flame-retardant. Weight listed after flake size is total amount per box.
1/2" Flakes (25 lbs) #21-4400012 **\$ 80.88**
1/4" Flakes (30 lbs) #21-4400014 **91.78**
1/8"-1/16" Flakes (35 lbs) #21-4400018 **170.30**

CITC LITTLE BLIZZARD



The **Little Blizzard DMX XT** is a compact machine that makes foam flakes which dissipate once on a surface.

Flake size adjustable from a flurry to an all-out blizzard. Remote included, along with on-board DMX-512 interface for integrated control from your lighting console. Foam flake fluid is non-toxic. One gallon can last approximately 20-50 minutes, depending on output settings. "Sound Proofed (SP)" model is 70% quieter than the regular model. Try this industry standard item!
Little Blizzard DMX XT #19-0100255 **\$1305.00**
Little Blizzard DMX XT/SP #19-0100252 **1615.00**
Extra Dry Fluid, Gallon #19-150160A **29.95**

SILENT STORM SNOW



Creates phenomenally realistic effects ranging from a light snowfall to a blinding blizzard. This is one of the quietest snow machines available. Silent storm offers variable output and flake size, complete control via remote (included) or on-board DMX interface, and built-in 1-gallon fluid jug holder. Uses True North Snow fluid - dries quickly with minimal residue. Add a Twister II or Tornado fan for improved throw distance and wider dispersion.

Silent Storm w/DMX #19-CLS7100 **\$1075.40**

HURRICANE II FAN



This is the granddaddy of fans. Powerful 1 HP motor pushes air out at speeds up to 62MPH, covering an area roughly 85' x 50' (e.g. most stages out there). Refined steel blades designed to minimize noise and allow the unit to run continuously without overheating. Stand model includes bracket for mounting in multiple positions or for use as a floor stand. This machine pairs exceptionally well with snow machines, helping to propel flakes across a large stage area. 120V AC power input. Made in the USA, built to last.
Hurricane II w/Stand #19-0100160 **\$831.60**

DMX version also available.



SPECIAL EFFECTS



5" Candle Stick

Candle Kit

CANDLE LITE FLICKER CANDLES

Compare these patented candles to any others and you will immediately see Candle Lites' superior effect. These are superbly designed and constructed featuring a tiny logic circuit and three very bright bulbs. The logic circuit controls the flickering of the bulbs to simulate the look of a real candle. The bulb closest to the base of the candle flickers very slowly, the middle bulb a little faster and the top bulb flickers quickly and simulates the dancing flame of a burning candle. The three bulbs are encased in a flame shaped translucent shell to protect them and to soften and diffuse the flicker effect. The candles operate on 9 volts DC from either a battery or an AC power supply. **All items below are incandescent, providing the most realistic effect. LED versions available, which offer better battery life.**

Candle Kit - Includes the flame with twelve inches of wire to the electronics and a four inch pigtail for power. Designed to easily integrate into your existing prop.

Candle Stick - Prop candle effect ready-to-work out of the box. Molded candlestick with CandleLite flame tip, integrated on/off switch, and 9v battery slot inside.

- 3450 Candle Lite Standard Kit #22-50001 \$34.00
- 3470 Candle Lite 5" Candle Stick #22-50002 41.82
- 3472 Candle Lite 12" Candle Stick #22-50019 45.92
- 3480 AC Adapter for one (1) candle #22-50003 12.00
- 3481 AC Adapter for six (6) candles #22-50004 37.00

LEFLAME BY ULTRATEC



The best one we've seen for a fantastic simulated effect! Amazingly realistic flame created by using light, air flow, and fabric. Buy the CLF5000 (the guts of the effect) only to incorporate into your own scenic element. Purchase a LeFlame & bowl combo package for an out-of-the-box simulated flame effect. Standard LeFlame requires 110V; 100W load; 16.5"H

x 14"W including bowl. Post not included in Post bowl combo. Chain included in hanging bowl combo.

- CLF 5000 LeFlame (guts only) #22-40001 \$280.25
- CLF 5004 LeFlame/Hanging Bowl Combo #22-40005 350.55
- CLF 5005 LeFlame/Post Bowl Combo #22-40004 376.20
- CXP 5020 Replacement Silk (2) #22-40011 14.73
- BMI FTD Replacement Lamp (1) #43-EK15124 4.35
- CXP 5030 Gel Kit (10 Blue, 20 Orange) #22-40012 22.52



Beer/Soda Bottle

Tumbler Glass

Bordeaux Wine

Antique Whiskey

Hammer

Frying Pan

BREAKAWAYS & PROPS

Breakaway glassware that shatters realistically and safely. Most products available in clear, green or brown (dark amber). Handful of rubber props also listed! **Many other styles available, please call.** All items carefully packed; however, due to nature of product no refunds/returns allowed for breakage in transit.

- Beer Bottle 6-pack, Brown #22-70004 \$59.00
- Beer Bottle 6-pack, Green #22-70005 59.00
- Beer Bottle 6-pack, Clear #22-70006 59.00
- Bordeaux Wine Bottle, Brown #22-70010 20.00
- Bordeaux Wine Bottle, Green #22-70009 20.00
- Bordeaux Wine Bottle, Clear #22-70011 20.00
- Antique Whiskey Bottle, Brown #22-70012 28.00
- Tumbler Glass #22-70007 12.00
- 8"x10" Pane Glass #22-70013 16.00
- Brick #22-70003 20.00
- Rubber Frying Pan #22-70001 49.00
- Foam Hammer #22-70002 35.00



Flicker Bulb E26 Med. Screw Base



Flicker Bulb Candelabra Base

FLICKER BULBS

Simple and inexpensive flickering light bulb offering classic flickering flame effect. Great for set piece chandeliers, candelabras, hurricane lamps, post lanterns, wall sconces, and more. Looks especially good in frosted/diffused lanterns. 130V, 3-watts, 2500 hours avg life, torpedo shaped bulb, ~ 3.6" long. Available in standard household medium screw base (E26) or candelabra base.

- Flicker Bulb, E26 #43-B410803 \$1.95
- Flicker Bulb, Candelabra #43-B410313 1.95

SPECIAL EFFECTS



MIRROR BALLS

- 8" Mirror Ball #23-A4006 \$14.80
- 12" Mirror Ball #23-A4007 32.50
- 16" Mirror Ball #23-34005 65.25
- 20" Mirror Ball #23-34003 99.75
- 3RPM AC Motor #23-84008 19.75

PINSPOT

Handy and compact pinspots provide a very narrow beam ideal for accents, chase sequences, and always popular mirror balls. Features durable metal housing with 6ft grounded AC cord, fuse, and twist-on lens cover. Uses 4515 PAR 36 lamp (included). ETL listed. **Pinspot w/Lamp #23-37002..... \$25.99**

LED SHADOW BLACKLIGHT



The LED Shadow is a blacklight panel wash that delivers excellent and economical blacklight effects using 192 UV LEDs. Built-in auto programs allow the LEDs to flash and strobe in patterns (0 - 14 Hz), 28° coverage angle, 405nm wavelength output, 12W power consumption. LED Shadow can be controlled via DMX (3-pin) or stand-alone programs. Uses 3 DMX channels. Weight 4.9 lbs, measures 14" x 10" x 6.5". CE approved.

LED Shadow #67-C0022..... \$149.99

ALTMAN UV-705 BLACKLIGHT



The UV-705 is a compact, 400w, high output floodlight. Designed to provide a broad, high intensity wash for illumination of fluorescent materials at a distance up to 60 feet. It does not need fans for cooling. Uses a 380w (MHL-450) lamp and easy to use focusing mechanism that affords wide to very wide flood settings. A special lens filters out harmful UV - B&C wavelengths and almost all visible light. Integrated ballast and ignitor, wire mesh safety screen, yoke, dual positive locking dogs, safety cable, heavy duty pipe clamp, 5A-SAG fuse, on/off rocker switch, and Edison plug. **Altman UV-705 #23-13006..... \$2432.00**

SEE PAR HEX 7 AND PAR HEX 12 LED FIXTURES ON PAGE 57 AS ADDITIONAL BLACKLIGHT/UV OPTIONS.

RUSH STROBE CWL

Versatile LED strobe by Martin offering a bright white strobe effect with 17,000 lumen output from 99 CREE 3W LEDs. Features 3-pin and 5-pin DMX, adjustable flash rate (0-25 Hz), and standalone capability. 87° beam angle. This is a powerful strobe at a great price.



Martin RUSH Strobe CWL #23-62005 \$600.00

MARTIN ATOMIC 3000 STROBE

The Atomic 3000 DMX is a powerful and rugged strobe fixture, used by countless theatres, nightclubs, and tours worldwide. Features a 3000W long-life Xenon lamp (included) at 5600°K color temperature, quiet temperature-controlled cooling fan, and preprogrammed special effects. Offers easy control via DMX, stand-alone, master/slave, or optional Detonator remote control. Typical power consumption is 8A. Measures 16.7" x 9.6" x 9.4", 17 lbs.



Atomic 3000 DMX 120V #23-62001..... \$1010.00

Atomic 3000 LED also available.

ELATION PROTRON 3K LED STROBE

The Protron 3K is a high powered LED strobe featuring (200) CREE 3W Cool White LEDs, 80,000 lumens, 120° beam angle, (2) power modes (HIGH or LOW), strobe effect macros including burst, pulse, lighting, and full ON*, (2) silent cooling fans, electronic dimming, 3/5pin DMX and powerCON in/out connections, (4) button LCD control panel, an integrated rigging yoke, 900W max power consumption, and a multi-voltage universal auto switching power supply (100-240V).



Elation Protron 3K LED Strobe #23-92004 \$800.00

CHAUVET STRIKE 1 IP65 STROBE

STRIKE 1 is a big, bold, outdoor-ready blinder powered by an intense 230 W warm white LED source. It is also an awesome strobe and a wide area floodlight. Its IP rated fan keeps it cool enough for use as a wash while IP rated direct power and DMX connections eliminate undesirable whips. An emulated "amber shift" warms the color temperature of the light as it dims to mimic incandescent lights perfectly.



Chauvet Strike 1 LED Strobe #23-C2003 \$919.00

CHAUVET DJ SHOCKER 90 LED STROBE

Shocker 90 is lightweight and little, and packs a brilliant, blinding white punch. It is a blinder that strobes and has 4 zones of control for a range of effects and patterns. Its eye-catching, automated programs work with Master/Slave mode to create a strobing light show quickly and easily. Controlled via control panel or with DMX. The Shocker 90 has a rugged die-cast housing.



Chauvet DJ Shocker 90 #23-C2002..... \$149.99



FLOORING



ROSCO DANCE FLOOR

Basic matte finish vinyl floor, excellent for touring companies and other "temporary" floor installations. Dance Floor is reversible with black on one side and your choice of white or grey on the other. Excellent for ballet, modern, jazz, lyrical, and hip-hop dance styles. 1.3mm thick, 63" wide, 2 lbs. per linear foot.

- Dance Floor, Black/Gray, 131.25' Roll #59-1DF1BG\$1635.13**
- Dance Floor, Black/Gray, Cut Footage #59-1DF2BG.....14.25**
- Dance Floor, Black/White, 131.25' Roll #59-1DF1BW 1635.13**
- Dance Floor, Black/White, Cut Footage #59-1DF2BW.....14.25**

ROSCO ADAGIO FLOOR

Excellent for all forms of dance, including ballet, tap, and modern. Heavy duty virgin PVC is tough and durable for hard shoe dance styles, yet supple enough for ballet. Travels well as a portable floor, suitable for permanent installation as well. 63" wide, .06" thick, 2.42 lbs. per linear foot.



- Rosco Adagio, Black, 101.7' Roll #59-1AG1BK.....\$1706.67**
- Rosco Adagio, Black, Cut Footage #59-1AG2BK.....19.25**
- Rosco Adagio, Gray, 101.7' Roll #59-1AG1GR..... 1706.67**
- Rosco Adagio, Gray, Cut Footage #59-1AG2GR.....19.25**

ROSCO ADAGIO TOUR FLOOR

A tough, lighter weight Adagio floor that lays flat quickly while still providing a terrific tap sound. Excellent for all dance types. Matte finish to prevent distracting reflections. Excellent for touring at 1.6 lbs. per foot. 63" wide, just 1mm thick.

- Rosco Adagio TOUR, Black, 101.7' Roll #59-1AT1BK\$1290.66**
- Rosco Adagio TOUR, Black, Cut Footage #59-1AT2BK14.50**

DANCE FLOOR CLEANERS

Regular cleaning of dance flooring ensures product life and keeps your performers happy. Use the All Purpose Cleaner for routine cleaning, Heavy Duty for stripping and deep cleaning of heavily soiled floors.

Type	Liter Item	Liter Price	Gallon Item	Gallon Price
All Purpose	59-1APFC3	\$14.75	59-1APFC4	\$35.75
Heavy Duty	59-1HDFC4	14.75	59-1HDFC4	35.75

DANCE FLOOR TAPE

Item Number	Description	Price
08-3DN02BK	Black, 2" x 55 yds	\$5.45/roll
08-3DN02WH	White, 2" x 55 yds	5.45/roll
08-3DN02GR	Gray, 2" x 55 yds	5.45/roll
08-3DN02CL	Clear, 2" x 36 yds	5.45/roll
	Full case of 24 rolls	4.95/roll



PORTA BARRE

Just like the name implies, a truly portable ballet dance barre. Extremely lightweight, yet highly durable and stable for all exercises dancers normally do at a barre. Easy set-up and tear down saves time and effort. Sold complete with custom designed carrying case.

- 9' Barre w/case #59-1PB108.....\$508.00**
- 4'-6" Barre w/case #59-1PB054..... 316.75**



ROSCO STUDIO TILES

Unique, rugged floor product is 100% vinyl in 3' x 3' squares, making it easy to pick up and put down. Works well as a durable temporary or permanently installed floor. Should one or more tiles be damaged, replacement is simple and clean. Low luster sheen can be buffed to a high gloss. 3mm thick, 12 lbs. per tile.

- Studio Tile, Black #59-1RT2BK.....\$47.78**
- Studio Tile, White #59-1RT2WH..... 47.78**
- Studio Tile, Gray #59-1RT2GR..... 47.78**



ROSCO SUBFLOOR

Rosco's modular Subfloor system features a simple, innovative Wavelock interlocking design for tremendous stability. Made of medium density fibreboard (MDF) and strategically placed closed cell foam pads. Give us a call to discuss a custom quote for your space!

INSTALLATIONS

INSTALLATIONS DEPARTMENT

BMI Supply is more than day-to-day theatrical supplies! Our Installation Department features highly trained and certified staff specializing in the design & installation of stage lighting and rigging systems in houses of worship, high schools, colleges/universities, and performing arts centers. Along with new installations, BMI Supply offers inspections, maintenance, repairs, upgrades, and end-user training.



*IF YOU HAVE QUESTIONS OR CONCERNS
ABOUT YOUR TECHNICAL SYSTEMS, PLEASE CONTACT US!*
PHONE: 518.793.6708 EMAIL: INSTALLATIONS@BMISUPPLY.COM

CAREERS @ BMI SUPPLY

GROWING TIRED OF A DEMANDING PRODUCTION SCHEDULE?

BMI Supply is always looking for qualified candidates for our growing company. Our primary positions offer a fantastic perspective on the Entertainment Industry and the opportunity to work with a wide range of customers, venues, and manufacturers, all while working more traditional business hours. We are located in the beautiful foothills of the Adirondack Mountains, in the greater Saratoga / Lake George region. It is an excellent community with affordable cost-of-living, plentiful recreation, diverse cultural activities, and easy access to world-class cities. Our competitive compensation includes health coverage, 401k, paid vacation, and more. Put your hard-earned training and experience to work with a leading business in the industry. Below are descriptions of our typical Sales and Project Manager / Technician positions:

SALES MANAGER

Serve as start-to-finish customer advisor for quotations, orders, technical guidance, and project planning. You'll also help evaluate new products and manufacturers to improve overall product selection for customers. We also exhibit at periodic tradeshows (1 or 2 per year). We operate in a team environment, with sales managers supporting each other as needs dictate. Ideal candidates have a broad working knowledge of technical theatre and/or event production, including experience with lighting, rigging, scenic construction, and audio. Other important characteristics include strong communication skills, computer skills, and the ability to multitask efficiently. A degree in technical theatre or a similar field is preferred (but not required), along with a minimum of 3 years hands-on industry experience. We are a team-oriented company dedicated to offering customers the best in service, selection, and savings.

PROJECT MANAGER / TECHNICIAN

Project Managers lead system installations in a wide range of venues including professional theatres, university theatres, schools, houses of worship, casinos, and more. BMI Supply employs both Rigging Project Managers and Lighting Project Managers. These important positions require knowledge of the technical theatre/event industry, equipment, and processes. Responsibilities include project costing, resource planning, interfacing with architects/engineers, and overall customer satisfaction. Successful candidates are typically ETCP certified, have formal training in technical theatre systems, and have at least 5 years of hands-on experience in lighting and/or rigging. This is an excellent opportunity for a motivated individual interested in diverse venues and working with a strong team of dedicated professionals.

**WANT TO LEARN MORE?
GIVE US A CALL ANY TIME!**

BUSINESS & INDUSTRY AFFILIATIONS



NEW YORK STATE WOMAN-OWNED BUSINESS

BMI Supply is proud to be a certified NYS Woman-owned Business! This is a division of the Empire State Development program whose mission is to promote equality of economic opportunities for minority- and women-owned business enterprises, supplementing New York State's economic leadership. BMI Supply has been based in NY for all 30 years of operation.



UNITED STATES INSTITUTE FOR THEATRE TECHNOLOGY

USITT was founded in 1960 as an organization to promote dialogue, research, and learning among practitioners of theatre design and technology. Today, it has grown to include members at all levels of their careers and has embraced the new technologies being used in entertainment. USITT is now the leader in life-long learning opportunities for the entertainment design and technology industry.

BMI Supply has proudly supported USITT as a member for many years. We also exhibit regularly at the USITT Annual Conference and Stage Expo.



ENTERTAINMENT SERVICES & TECHNOLOGY ASSOCIATION

ESTA is a non-profit trade association based in North America with members around the world. ESTA's members are responsible for creating some of the most important programs in our industry including the Technical Standards Program, Entertainment Technician Certification Program (see below!), and more.

BMI Supply is a longtime Dealer Member of ESTA, actively participates in ESTA committees & programs, and regularly sponsors ESTA events.



**Employer of ETCP
Certified Technicians**

ENTERTAINMENT TECHNICIAN CERTIFICATION PROGRAM

The Entertainment Technician Certification Program (ETCP) is an industry-wide program that has brought together an unprecedented group of industry organizations, businesses and individuals to create a program of rigorous assessments for professional technicians. ETCP focuses on disciplines that directly affect the health and safety of crews, performers, and audiences.

BMI Supply is an official Employer of ETCP Certified Technicians. Many of our Installation Department staff members hold Rigging or Entertainment Electrician certifications (or both!).



BEHIND THE SCENES CHARITY

The Behind the Scenes Foundation is a non-profit, tax-exempt 501(c)3 organization established in early 2005 to create and support charitable programs for the entertainment technology industry. The Behind the Scenes charity provides financial support to entertainment technology industry professionals who are seriously ill or injured or to their surviving family members. Grants are tailored to each individual and uses can include basic living costs, medical related expenses, transportation, and funeral expenses. Behind the Scenes brings help and hope in times of great need.

BMI Supply is an annual donor to Behind The Scenes and participates in Behind The Scenes fundraising events.

Donate and learn more at: www.behindthescenescharity.org

MANUFACTURER LIST

BMI Supply is proud to offer product from the key manufacturers listed below. Looking for gear from a company not listed here? Give us a call. While other suppliers might leave you hanging, we will do our best to track down your product or point you in the right direction. Our sales managers are former TDs, electricians, and carpenters who understand the production process.

3M	Colortran (NSI / Leviton)	JBL Pro	Pro Tapes & Specialties
A.C. Lighting	Colson Casters	Jiffy Steamer	Revvo Casters
A.C.T. Lighting	Corona Brushes	Lee Filters	Robe
AKG	Countryman Associates	LeMaitre Ltd.	Robert Juliat
Altman Lighting	CPoint	Leprecon	Rosco (including GAM)
American DJ	Crosby	Leviton	Sculptural Arts Coatings
Antari	Crown Audio	Lex Products	Seachanger
Apollo Design	Da-Lite Screen Co.	Lexicon	Setwear
Applied Electronics	dbx	Lightronics	Shure
Aquarii	Demand Products	Little Giant Ladders	Soundcraft
Automatic Devices Co. (ADC)	DeSisti Lighting	Littlite	Southco Inc.
Ayrton	Doug Fleenor Design	Look Solutions	Spanset
Basic Coatings	Dove Systems	Loos	Stage Junk
Baxter Controls	Eartec	Lycian	Stagemaker Hoists
Blizzard Lighting	Eiko	Martin	Staging Concepts
Bosch (Telex, ElectroVoice)	Elation	Marinco (Bates)	Strong International
Bulbrite	Elec. Theatre Controls (ETC)	Mega-Systems	Swisson
Calzone	ElectroVoice (EV)	Meteor	Telex
Canto USA	ENTTEC	Motion Labs	Tempest / Pliant Intercom
CAST Lighting	Field Template	New England Ropes	Tensator (Lawrence)
ChamSys	Gafftech (GaffGun)	NSI	The Crosby Group, Inc.
Chauvet	Gerriets International	NuDelta / LogiCue	The Light Source
Checkers Industrial	grandMA	Osram Sylvania	TheatricalHardware.com
Chicago Hardware	Griplock	Optoma Projectors	Times Square Lighting
Chroma-Q	H&H Specialties	Pathway Connectivity	Tomcat
CITC	Hot Wire Foam Factory	Pelican Cases	Ultratec
City Theatrical	Hudson Sprayers	Phoebus	Ultimate Support
Clarín Seating	Interactive Technologies	Pintech	Union Connector
ClearCom / HME	J.R. Clancy	Point Source Audio	Ushio
ColorKinetics (Philips)	James Thomas Truss	Pro Intercom LLC	Yellow Jacket

ORDERING INFO & TERMS

Pricing

Prices shown are current at time of printing. Prices and specifications subject to change without notice. Please call or e-mail for confirmation of prices and specifications. Updated product pricing is also posted at our website: shop.bmisupply.com. We reserve the right to correct any typographical errors.

Payment Terms

Amex, Visa, MasterCard, Discover accepted, along with cash/check in advance or COD in select cases. Most government, Federal, college, university and private school purchase orders accepted on open account at the discretion of BMI Supply. Open account terms are Net 30 from invoice date, unless other arrangements are agreed upon by BMI Supply. Payments received Net 31 and later incur a 1.5% service charge initially, and for every thirty (30) days thereafter. Any collection and/or legal fees are the responsibility of the purchaser.

Ordering

All orders subject to acceptance by BMI Supply. **Orders may be placed via web, phone, fax, email, or US mail.**

Returns

We understand circumstances arise that necessitate a product return. Returns will not be accepted without a return authorization (RA#) number issued by BMI Supply. Request for an RA# must be placed with BMI Supply within 10 days of receipt of order by customer. Returns expire 20 days after issuance of RA#. All returns are subject to a minimum 20% restocking fee. Some items may be non-returnable solely at the discretion of BMI Supply.

Freight

UPS, FedEx, USPS, and common carrier are used for shipping. Shipping costs are borne by the purchaser unless other arrangements have been agreed upon by BMI Supply. Most shipments are prepaid and added to purchaser's invoice. Please provide need-by date when ordering. Any freight damage claims must be made within three (3) days after receipt of product.

Liability

All products are sold with manufacturers' warranties. Our liability is limited to these warranties. No other claims for damages, labor and/or material will be allowed.



INDEX

Adjustable Beam Clamp.....	12	Console Tape.....	4	Feeder Cable.....	40
AKG mics.....	83-85	Countryman Mics.....	86	Film F/X.....	46
All-Purpose Snaps.....	11	C-Point Adapters.....	41	Flame Retardants.....	31
Altman Comet.....	65	Crank-up Lifts.....	38	Flashlights.....	35
Altman Pegasus Fresnel.....	59	Crown Amplifiers.....	79	Flat Acrylic.....	27
Altman Phoenix Ellipsoidal.....	51	Crushed Dichroics.....	34	Fleenor Preset 10.....	74
Altman PHX 250W LED.....	54	Crystal Gel.....	28	FlexBond.....	28
Altman Spectra Cyc.....	64	Cue Light Systems.....	93	Flexcoat.....	28
Altman Worklight.....	63	Cyc Adapters.....	53	Flicker Bulbs.....	99
Altman Wrench.....	32	Cyc Fixtures.....	61	Flood Fixtures.....	61
Audio Connectors.....	87	Dance Floor.....	101	Floor Stands.....	38
Backdrops.....	21	Dance Floor Cleaners.....	101	Fluorescent Paint.....	25
Backflap Hinges.....	5	Dance Floor Tape.....	3,101	Foam cutting tools.....	30
Barndoors.....	36	Dazer.....	58	FoamCoat.....	28
Batten End Cap.....	13	dbx compressor/limiter/gate.....	81	Focus Tools.....	32
Batteries.....	44	dbx DriveRacks.....	81	Fog Fluids.....	97
Beam Clamps.....	12	dbx Equalizers.....	81	Foggers.....	94
Belay Pins.....	13	Deck Chain, Alloy.....	11	Foil, Black.....	36
Beltpacks.....	88-92	Deck Stick.....	5	Follow Spot Handles.....	65
Bending Tool.....	19	Desire, D22, D40, D60.....	56	Follow Spots.....	65
Birdies.....	55	Deuer Blocks.....	13	Followspot Sights.....	65
Blacklights.....	100	Dichroic Filters.....	33	Followspot Yokes.....	65
Blacktak.....	36	Dichroics Patterns.....	34	Foot Irons.....	5
Blizzard Pixelstorm COB.....	63	Dimming & Power Controls.....	75	Fork Grippers.....	12
Bobbinette.....	20	Discharge Lamps.....	50	Fresnel Adapters.....	53
Bogus Paper.....	29	Distribution Box.....	40	Fresnels.....	55
Bongo Ties.....	41	DMX Cable.....	41	GAC.....	10
Boom Base Sand Bags.....	38	DMX Data Detectors.....	43	Gaffers Tape.....	3
Boom Bases.....	38	DMX Relays.....	42	GaffGun.....	4
Boom Tie-Offs.....	38	DMX Testers.....	43	GaffGun Corelok Tapes.....	4
Boundary layer mics.....	85	DMXCat.....	43,74	GAMChek.....	44
Breaching Snaps.....	22	Donuts.....	36	Gateways.....	42
Breakaways.....	99	Dot-It Backstage Blue.....	35	Gel.....	33
Brushes, paint.....	29	Draperies.....	21	Gel Cabinet.....	33
Bubble Fluids.....	97	Drapery Cleaning.....	31	Gel Wrap.....	33
Bubble Machines.....	96	D-Ring and Plate.....	6	Ghost Light.....	55
Burlap.....	20	Drop Downs.....	37	Glove Clips.....	32
Cable Cutters.....	10	Drop In Boomerangs.....	65	Gloves.....	32
Cable Path Tape.....	4	Dry Icers.....	96	Glow Tape, Glow Gaff Tape.....	4
Cable Ramps.....	40	Dual Lock.....	5	Glue.....	28
Cable Testers.....	44	Duct Tape.....	4	Gobos.....	34
Cable, Raw.....	39	Durastron.....	16	GrandMA.....	73
Cam Connectors.....	40	Duvelyn Tape.....	4	Gravity Point.....	13
Cam Tees & Turnarounds.....	40	Duvelyn/Commando.....	21	Grease Pencils.....	33
Candles, Battery Powered.....	99	Eartec ComStar.....	91	Green Glue.....	28
Canto Followspots.....	65	Eartec Headsets.....	91	Griplock Grippers.....	12
Canvas.....	20	Easy Trim Clamps.....	13	Grommets.....	22
Carriers, Track.....	17,18,19	Elation Cyber Pak.....	77	Hampers.....	22
Casters.....	9	Elation Uni Bar.....	77	Hanging Irons.....	6
C-Clamps.....	37	Electrical Tape.....	4	Harness, Safety.....	15
Ceiling Plate w/Ring.....	6	Ellipsoidals.....	51	Haze Fluids.....	97
Chain.....	11	Enttec D-Pro.....	73	Hazers.....	95
Chain Cutter.....	11	Enttec Playback Wing.....	73	Headsets.....	88-90
ChamSys Consoles, Wings, Software.....	72	ETC ColorSource Relays.....	77	Heavy Duty Beam Clamps.....	12
Charcoal, sticks, powdered.....	29	ETC ColorSource Spot, Deep Blue.....	53	HedgeHog.....	73
Chauvet COLORado 1-TRI.....	57	ETC Consoles.....	70,71	Hinges.....	5
Chauvet COLORdash.....	57	ETC Dimmer Doubler.....	76	HME Wireless Intercoms.....	92
Chauvet COREpar.....	57	ETC ES750 Fixture Dimmer.....	76	Hoists.....	14
Chauvet Pro Ovation CYC Light.....	64	ETC Sensor.....	75	Hurricane Fan.....	98
Chauvet Pro Ovation LED Profiles.....	54	ETC Sensor Modules.....	75	I-Cue Mirror.....	46
Chauvet Pro Well Fit.....	57	ETC Sensor Packs.....	76	Image Pro.....	34
Cheeseborroughs.....	5	ETC Sensor3 Installation Racks.....	75	ImageCue.....	47
Chroma-Q Color Force II.....	63	ETC SmartModule2.....	76	Irises.....	36
Chroma-Q Color One 100X.....	58	ETC SmartPacks.....	76	Jands Stage CL.....	73
Clam Shell Pipe Clamp.....	12	ETC Source 4 LED.....	53	Jaxsan.....	28
Clamps, Track.....	17	ETC Source 4 LED Cyc Adapters.....	64	JBL Speakers, Subwoofers.....	78,79
Clear Com Intercom Systems.....	89	ETC Source 4 LED Engines.....	59,64	J-Lar Gel Tape.....	4
Clear Gloss.....	27	ETC Source 4WRD LED retrofit.....	52	Keeper Plates.....	6
Clear-Com FreeSpeak II.....	92	ETC ThruPower.....	75	KM-III.....	16
Coatings, scenic.....	27	ETC ThruPower Modules.....	75	Knuckle Busters.....	13
Coffin Locks.....	5	Ethafoam rod.....	30	Kreios LED Worklights.....	63
Cognito Consoles.....	73	Ethernet/EtherCon Cable.....	41	Ladders.....	13
Color Frames.....	36	EV Mics.....	84,85	Lamps.....	49,50
Color Scroller Cable.....	41	EV Speakers.....	79	Lanyards.....	15
Colorizer Patterns.....	34	Eyeball.....	58	Launchers and Accessories.....	98
ColorSource, Par, Deep Blue.....	56	Eyebolts.....	6	LED Border Lights.....	62,63,64
ColorWaves Patterns.....	34	Fabrics.....	20,21	LED Cyc Lights.....	62,63,64

INDEX

LED Fixed Wash.....	56,57,58	Profetti.....	98	Street Shoe.....	27
LED Fresnels.....	59	Projection Screens.....	48	Strobes.....	100
LED Profiles.....	52, 53, 54	Projector Dowsers.....	47	Studio Tiles.....	101
LED Zoom Wash.....	59,60	Projectors.....	47	Styrofoam Cutters.....	30
LeFlame.....	99	Props.....	99	Subfloor.....	101
Leg-A-Matic.....	5	Pulleys, Eye.....	13	Sure Hinge.....	5
Leg-a-matic.....	5	Pure Matte.....	27	Swage fittings.....	10
Lens Tubes.....	53	Purlin Clamp.....	37	Swaging Tools.....	10
Leprecon 612/624.....	74	Q-Lite.....	61	Synapse 4 Power Management.....	77
Leprecon ULD Portable Dimmers.....	77	Quick Color Sleeves.....	33	Tape.....	3,4,48
Leprecon Watson.....	77	Quick Links.....	11	Tube-Q Ringer.....	87
Leviton/NSI 7000.....	74	Quick Rolls.....	33	Telex Intercom Systems.....	90,91
Leviton/NSI D4DMX.....	77	Rapco DB-2Direct Box.....	87	Tempest Wireless Intercoms.....	92
Lex Edison Distro Pagoda.....	40	Relays.....	42,77	Templates, Drafting.....	45
Lexicon MPX Series.....	81	RevoPro.....	46	Templates, Lighting.....	45
Lighting Trees.....	38	Right Arm.....	46	Tension Gauges.....	10
Lightronics AS Series.....	77	Ring Grippers.....	12	Theatrical Hardware.....	6
Lightronics TL-4008/TL-4016.....	74	Robert Juliat Buxie, Topaze.....	65	T-Hex Handle.....	5
Lightwright.....	45	Rope.....	16	Thimbles.....	10
Little Blizzard.....	98	Rope Clew.....	13	Ticket Window Intercoms.....	90
Little Focus Wrench.....	32	Rosco Mirrors.....	30	Tie Line.....	16
Littlite.....	35	Rota Pipe Clamp.....	5	Tool Leash.....	32
Loopmaker.....	12	Rotodrapers.....	19	Tool Pouches.....	32
Lycian 1206 Midget.....	65	Safety Cables.....	37	Tools, Focus.....	32
Manila Rope.....	16	Safety Stripe Tape.....	4	Tools, Paint.....	29
Mega Combo Wrench.....	32	Sandbags.....	12	Top Hats.....	36
Mega-Clamps.....	37	Sash (Theatre) Cord.....	16	Track, Curtain.....	17,18,19
Mega-Claw.....	37	Scenery Bumper.....	37	Trim Chain.....	11
Mega-Coupler, Half Coupler.....	37	Screen Tape.....	48	Tripod Stands.....	38,87
Mega-Gridlock.....	12	Scrim.....	20	Tri-wheel Casters.....	9
Mega-Sidearms.....	37	Sculpt or Coat.....	28	Truss.....	14
Mega-Swivel.....	37	Shackle Plates.....	6	Turnarounds/Adapters.....	39
Mending Plate.....	6	Shackles.....	11	Turnbuckles.....	11
Mic Stands.....	87	S-Hooks.....	22	Utility Rope (Derby).....	16
Microphone Cable.....	87	Shouldered Eyebolts.....	6	Vacuform.....	30
Mics.....	82-86	Show DMX, Show Baby 6, Neo.....	43	Vectorworks.....	45
Mighty Bright.....	35	Shure Headphones.....	87	Velours.....	21
Mirror Balls.....	100	Shure Mics.....	82,84-86	Versi-Clamp.....	37
Moving Light Assistant.....	45	Sidearms.....	37	Wagon Brakes.....	5
Moving Lights, Ayrton.....	67	Silent Storm.....	98	Webbing.....	22
Moving Lights, Chauvet.....	66	Simple Spin.....	46	Wire Rope Clamps.....	5
Moving Lights, Elation.....	68	Sixpar 200, 300.....	58	Worklights.....	61,63
Moving Lights, Martin.....	69	Sleeve Gauges.....	10	Wrenches.....	32
Moving Lights, Robe.....	69	Slings.....	14	XLR Couplers and Adapters.....	41
Multicable.....	40	Smart Move.....	46		
Multiline II.....	16	Smoke Fluids.....	97		
Music Stand Lights.....	35	Snaps.....	11		
Muslin.....	20	Snow Fluids.....	97		
Netting.....	20	Snow Machines.....	98		
Neutrik XLR Connectors.....	41	Snowflakes.....	98		
Nodes, DMX/Ethernet.....	42	Software.....	45		
Paint Pens.....	33	Soundcraft mixers.....	80		
Paints, Scenic.....	24-27	Source 4 Ellipsoidals.....	51		
PAR Cans.....	55	Source 4 Fresnel.....	55		
Pattern Holders.....	36	Source 4 Jr.....	51		
Pear Rings.....	11	Source 4 LED.....	64		
Permacolor Dichroic Filters.....	33	Source 4 LED CYC Adapter.....	64		
Picture Sockets and Hooks.....	6	Source 4 Mini.....	51		
Pin Splitter.....	39	Source 4 Par.....	55		
Pinspots.....	100	Source 4 PARNel.....	55		
Pinwire.....	5	Spandex.....	21		
Pipe and Drape.....	23	Speaker Cable.....	87		
Pipe Fittings.....	7,8	Speaker Cloth.....	21		
Plastic Varnish.....	27	Spike Tape.....	3		
Pocket Console DMX.....	74	Splitter/Twofer.....	40		
Point Source Mics.....	86	Splitters, DMX, Hybrid.....	42		
Polycyc.....	21	Sponges.....	29		
Polysilk.....	21	Spray Adhesive.....	28		
Polystretch.....	21	Sprayers, Paint.....	29		
PortaBarre.....	101	Squeaky Cleaner.....	27		
Power Connectors.....	39	Stage Extension Cables.....	39		
Premiere Clear.....	27	Stage Pin Lamp/Power Testers.....	44		
PreSonus mixers.....	80	Stage Screws and Plugs.....	5		
PRG ReNew LED Retrofit.....	54	Stage Set X.....	16		
Primers, Paint.....	24,26	Steamers.....	22		
Prismatics Patterns.....	34	Storage Bags.....	22		
Pro Intercom Systems.....	88	Streamers.....	98		

2017 CATALOG

NEW STUFF INSIDE:



DMXCAT - PAGE 74
DMX tester, controller, & more



MARTIN RUSH MH 6 - PAGE 69
LED wash moving light



JBL EON 208P SYSTEM
PAGE 78
Complete portable audio system

SERVING THE ENTERTAINMENT INDUSTRY
FOR 30 YEARS!

FOR THE LATEST PRODUCTS & PRICING:
SHOP.BMISUPPLY.COM



571 Queensbury Ave
Queensbury, NY 12804