

Fast, Easy, Helpful Service with Great Savings!



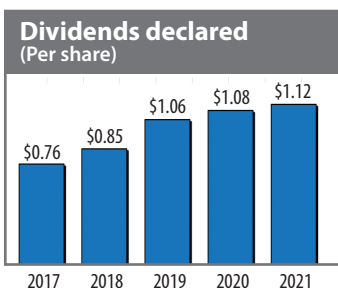
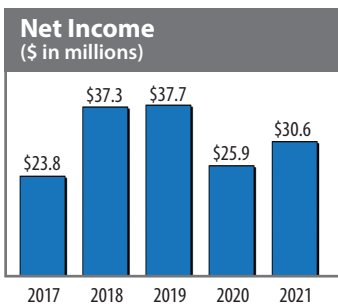
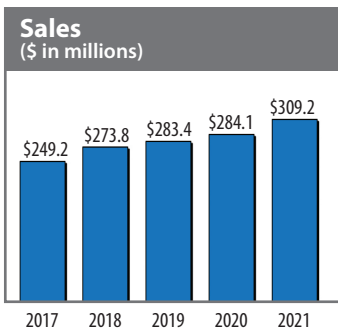
 **1-800**
PetMeds[™]
America's Most Trusted Pet Pharmacy

2021
ANNUAL REPORT

PetMed Express, Inc.



PERFORMANCE SUMMARY



(all above fiscal years ended on March 31st)

To My Fellow Stockholders:

During fiscal 2021, along with the rest of the country we were dealing with the uncertainty and challenges of COVID-19. As an essential business, 1-800-PetMeds was fully open during our normal business hours without any material disruptions to our operations. The demand for pet medications in the e-commerce channel increased during most of the fiscal year, with consumers shifting their purchases to online, which positively impacted our sales. However, in the back half of the fiscal year, veterinarian clinics and retail stores reopened. We have remained dedicated to making every effort to ensure our customers' pets receive the medications they need. We also remain dedicated to making every effort to ensure the health and safety of our employees, and have continued with working from home where possible and enhanced disinfection and social distancing within our work place. On a sad note, during fiscal 2021 we experienced the unexpected passing of our longtime Board Chairman, Robert C. Schweitzer. He had joined our Board of Directors in 2002, and we are extremely grateful for his leadership, dedication, service, and friendship.

For the fiscal year ended March 31, 2021 sales increased by 8.8% to \$309.2 million compared to \$284.1 million for the prior fiscal year. During fiscal 2021, our reorder sales were \$272.6 million, compared to \$248.6 million for the year ended March 31, 2020, an increase of 9.7%. For the fiscal year ended March 31, 2021, net income was \$30.6 million, or \$1.52 diluted per share, compared to \$25.9 million, or \$1.29 diluted per share a year ago, an increase to net income of 18.4%. At March 31, 2021, the Company had \$118.7 million in cash and cash equivalents with no debt. Net cash provided by operating activities increased to \$40.1 million in fiscal 2021, compared to \$38.8 million for fiscal 2020.

1-800-PetMeds continues to be committed to returning capital to our stockholders. During fiscal 2021, we paid \$1.12 per share in dividends to our stockholders, and recently increased our quarterly dividend to \$0.30 per share. While the Company intends to continue to pay regular quarterly dividends, the declaration and payment of future dividends is discretionary and will be subject to a determination by our Board of Directors each quarter, following its review of the Company's financial performance. Since fiscal 2009 the Company has returned approximately \$208 million in dividends to our stockholders, and another \$81.3 million in share buy backs.

According to the American Pet Products Association, pet spending in the United States increased 6.7% to \$103.6 billion in 2020. Veterinary care and prescription medications represented \$31.4 billion, or 30% of the total spending on pets in the United States. The pet medication market that we participate in is estimated to be approximately \$6.0 billion, with veterinarians having the majority of the prescription market share. The dog and cat population is approximately 184 million, with approximately 67% of all households having a pet.

We are a licensed pharmacy to dispense prescription medications in all 50 states. We offer a wide selection of products, including a variety of private label products. We regularly research new products, and select new products or the latest generation of existing products to become part of our product selection, so that we can offer our customers the best medications, supplements, and supplies for dogs, cats, and horses at affordable prices. Our customers can enjoy either the convenience of ordering online at our top-rated website www.petmeds.com or through our mobile app, or over the telephone, where they can experience 1-800-PetMeds' exceptional customer care.

In fiscal 2022 we will be exploring alternative ways of acquiring new customers and adding value-added services, and we will continue investing in our ecommerce platform and mobile app to optimize our customers' digital experience. As the national brand leader and America's Most Trusted Pet Pharmacy, we continue to make it the goal of everyone at 1-800-PetMeds to provide "Fast, Easy, and Helpful Service with Great Savings!" We have served over 11 million satisfied customers, with approximately 2.2 million customers having purchased from us within the last two years. We are proud of our outstanding customer satisfaction rating.

As always, we thank you, our loyal customers, dedicated employees, and stockholders, for your ongoing support of 1-800-PetMeds, and we hope everyone is continuing to keep safe and healthy.

Menderes Akdag
President, Chief Executive Officer, Director
June 18, 2021

UNITED STATES SECURITIES AND EXCHANGE COMMISSION

Washington, D.C. 20549

FORM 10-K

ANNUAL REPORT PURSUANT TO SECTION 13 OR 15(d) OF THE SECURITIES EXCHANGE ACT OF 1934

For the fiscal year ended March 31, 2021

OR

TRANSITION REPORT PURSUANT TO SECTION 13 OR 15(d) OF THE SECURITIES EXCHANGE ACT OF 1934

For the transition period from _____ to _____

Commission File Number 000-28827

PETMED EXPRESS, INC.

(Exact name of registrant as specified in its charter)

FLORIDA
(State or other jurisdiction of
incorporation or organization)

65-0680967
(IRS Employer
Identification No.)

420 South Congress Avenue, Delray Beach, Florida 33445

(Address of principal executive offices) (Zip Code)

Registrant's telephone number, including area code: (561) 526-4444

Securities registered under Section 12(b) of the Act:

<u>Title of each class</u>	<u>Trading Symbol</u>	<u>Name of each exchange on which registered</u>
Common Stock, \$.001 Par value per share	PETS	The NASDAQ Stock Market LLC (NASDAQ Global Select Market)

Securities registered under Section 12(g) of the Act:

NONE

Indicate by check mark if the registrant is a well-known seasoned issuer, as defined in Rule 405 of the Securities Act. Yes No

Indicate by check mark if the registrant is not required to file reports pursuant to Section 13 or Section 15(d) of the Act. Yes No

Indicate by check mark whether the registrant (1) has filed all reports required to be filed by Section 13 or 15(d) of the Securities Exchange Act of 1934 during the preceding 12 months (or for such shorter period that the registrant was required to file such reports), and (2) has been subject to such filing requirements for the past 90 days. Yes No

Indicate by check mark whether the registrant has submitted electronically every Interactive Data File required to be submitted pursuant to Rule 405 of Regulation S-T (§ 232.405 of this chapter) during the preceding 12 months (or for such shorter period that the registrant was required to submit such files). Yes No

Indicate by check mark whether the registrant is a large accelerated filer, an accelerated filer, a non-accelerated filer, a smaller reporting company, or an emerging growth company. See definition of "accelerated filer", "large accelerated filer", "smaller reporting company", and "emerging growth company" in Rule 12b-2 of the Exchange Act.

Large accelerated filer	<input type="checkbox"/>	Accelerated filer	<input checked="" type="checkbox"/>
Non-accelerated filer	<input type="checkbox"/>	Smaller reporting company	<input type="checkbox"/>
		Emerging growth company	<input type="checkbox"/>

If an emerging growth company, indicate by check mark if the registrant has elected not to use the extended transition period for complying with any new or revised financial accounting standards provided pursuant to Section 13(a) of the Exchange Act.

Indicate by check mark whether the registrant has filed a report on and attestation to its management's assessment of the effectiveness of its internal control over financial reporting under Section 404(b) of the Sarbanes-Oxley Act (15 U.S.C. 7262(b)) by the registered public accounting firm that prepared or issued its audit report.

Indicate by check mark whether the registrant is a shell company (as defined in Rule 12b-2 of the Exchange Act). Yes No

The aggregate market value of the registrant's Common Stock held by non-affiliates of the registrant as of September 30, 2020, the last business day of the registrant's most recently completed second fiscal quarter, was \$616.7 million based on the closing sales price of the registrant's Common Stock on that date, as reported on the NASDAQ Global Select Market.

The number of shares of the registrant's Common Stock outstanding as of May 25, 2021 was 20,269,313.

DOCUMENTS INCORPORATED BY REFERENCE

Information to be set forth in our Proxy Statement relating to our 2021 Annual Meeting of Stockholders to be held on July 30, 2021 is incorporated by reference in Items 10, 11, 12, 13, and 14 of Part III of this report.

[This Page Intentionally Left Blank]

PETMED EXPRESS, INC.

2021 Annual Report on Form 10-K

TABLE OF CONTENTS

	<u>Page</u>
PART I.....	1
Item 1. Business	1
Item 1A. Risk Factors	7
Item 1B. Unresolved Staff Comments	13
Item 2. Properties	13
Item 3. Legal Proceedings.....	13
Item 4. Mine Safety Disclosures	13
PART II.....	14
Item 5. Market for Registrant's Common Equity, Related Stockholder Matters and Issuer Purchases of Equity Securities.....	14
Item 6. Selected Financial Data.....	17
Item 7. Management's Discussion and Analysis of Financial Condition and Results of Operations	18
Item 7A. Quantitative and Qualitative Disclosures About Market Risk.....	25
Item 8. Financial Statements and Supplementary Data.....	26
Item 9. Changes in and Disagreements With Accountants on Accounting and Financial Disclosure	46
Item 9A. Controls and Procedures	46
Item 9B. Other Information	46
PART III	47
Item 10. Directors, Executive Officers, and Corporate Governance	47
Item 11. Executive Compensation.....	47
Item 12. Security Ownership of Certain Beneficial Owners and Management and Related Stockholder Matters.....	47
Item 13. Certain Relationships and Related Transactions, and Director Independence	47
Item 14. Principal Accountant Fees and Services.....	47
PART IV	48
Item 15. Exhibits, Financial Statement Schedules	48
Item 16. Form 10-K Summary	49
SIGNATURES.....	50

[This Page Intentionally Left Blank]

PART I

CAUTIONARY STATEMENT REGARDING FORWARD-LOOKING INFORMATION

Certain information in this Annual Report on Form 10-K includes forward-looking statements within the meaning of Section 27A of the Securities Act of 1933 and Section 21E of the Securities Exchange Act of 1934. You can identify these forward-looking statements by the words "believes," "intends," "expects," "may," "will," "should," "plan," "projects," "contemplates," "intends," "budgets," "predicts," "estimates," "anticipates," or similar expressions. These statements are based on our beliefs, as well as assumptions we have used based upon information currently available to us. Because these statements reflect our current views concerning future events, these statements involve risks, uncertainties, and assumptions. Actual future results may differ significantly from the results discussed in the forward-looking statements. A reader, whether investing in our common stock or not, should not place undue reliance on these forward-looking statements, which apply only as of the date of this Annual Report on Form 10-K. When used in this Annual Report on Form 10-K, "PetMed Express," "1-800-PetMeds," "PetMeds," "PetMed," "PetMeds.com," "PetMed Express.com," "the Company," "we," "our," and "us" refer to PetMed Express, Inc. and our wholly-owned subsidiaries.

ITEM 1. BUSINESS

General

PetMed Express, Inc. and subsidiaries, d/b/a 1-800-PetMeds, is a leading nationwide pet pharmacy. The Company markets prescription and non-prescription pet medications, and other health products for dogs, cats, and horses direct to the consumer. The Company offers consumers an attractive alternative for obtaining pet medications in terms of convenience, price, and speed of delivery.

The Company markets its products through national advertising campaigns, which aim to increase the recognition of the "1-800-PetMeds" brand name, and "PetMeds" family of trademarks, increase traffic on its website at www.1800petmeds.com, acquire new customers, and maximize repeat purchases. Our fiscal year end is March 31, our executive offices are currently located at 420 South Congress Avenue, Delray Beach, Florida 33445, and our telephone number is (561) 526-4444.

Our Products

We offer a broad selection of products for dogs, cats, and horses. Our current product line contains approximately 3,000 SKUs of the most popular pet medications, health products, and supplies. These products include a majority of the well-known brands of pet medications. Generally, our prices are competitive with the prices for medications charged by veterinarians, online retailers and other retailers. We also offer for sale additional pet supplies on our website, which are drop shipped to our customers by third parties. These pet supplies include: food, beds, crates, stairs, and other popular pet supplies. We research new products, and regularly select new products or the latest generation of existing products to become part of our product selection. In addition, we also refine our current products to respond to changing consumer-purchasing habits. Our website is designed to give us the flexibility to change featured products or promotions. Our product line provides customers with a wide variety of selections across the most popular health categories for dogs, cats, and horses. Our current products include:

Non-Prescription Medications (OTC) and supplies: Flea and tick control products, bone and joint care products, vitamins, treats, nutritional supplements, hygiene products, and supplies.

Prescription Medications (Rx): Heartworm and flea and tick preventatives, arthritis, dermatitis, thyroid, diabetes, pain medications, heart/blood pressure, and other specialty medications, as well as generic substitutes.

Sales

We offer our products through two main sales channels: (1) the Internet through our website and mobile app, and (2) the telephone contact center through our toll-free number. We have designed our website and mobile app to provide a convenient, cost-effective, and informative shopping experience that encourages consumers to purchase products important for a pet's health and quality of life. We believe that these channels allow us to increase the visibility of our brand name and provide our customers with increased shopping flexibility and excellent service.

Internet

We seek to combine our product selection and pet health information with the shopping ease of the Internet to deliver a convenient and personalized shopping experience. Our website offers health and nutritional product selections for dogs, cats, and horses, and relevant editorial and easily obtainable or retrievable resource information. Customers can search our website for products and access resources on a variety of information on dogs, cats, and horses. Customers can shop at our website by category, product line, individual product, or symptom. We attracted approximately 34 million visits to our website (including our mobile app) during fiscal 2021, approximately 9% of those visits resulted in an order, and our website generated approximately 84% of our total sales for the same time period. On our website pet owners have access to health information covering pets' behavior and illnesses, and natural and pharmaceutical remedies specifically for a pet's problem. The pet education content on our main website is periodically updated with the latest research for pet owners. As part of our multichannel strategy, we also offer mobile versions of our website (www.1800petmeds.com) and an application for mobile phones, tablets, and other devices. Our website and mobile app features include: "ask-the-vet"; live web chat; easy refill medication reminders; local veterinarian finder; and express checkout to provide our customers with fast, easy, and helpful service from their mobile devices.

Telephone Contact Center

Our customer care representatives receive and process inbound and outbound customer calls, facilitate our live web chat, and process customer e-mails. Our telephone system is equipped with certain features including pop-up screens and call blending capabilities that give us the ability to efficiently utilize our customer care representatives' time, providing excellent customer care, service, and support. Our customer care representatives receive a base salary and are rewarded with commissions for sales, and bonuses and other awards for achieving certain quality goals.

Our Customers

Approximately 2.2 million customers have purchased from us within the last two years. We attracted approximately 443,000 and 421,000 new customers in fiscal 2021 and 2020, respectively. Our customers are located throughout the United States, with approximately 51% of customers residing in California, Florida, Texas, New York, Pennsylvania, North Carolina, Georgia, and Virginia. Our primary focus has been on retail customers and the average purchase was approximately \$89 and \$87 for fiscal 2021 and fiscal 2020, respectively.

Marketing

The goal of our marketing strategy is to build brand recognition, increase customer traffic, add new customers, build strong customer loyalty, maximize reorders, and develop incremental revenue opportunities. We have an integrated marketing campaign that includes online marketing, television advertising, and direct mail/print and e-mail.

Online Marketing

We advertise and market our products primarily online. We make our brand available to Internet consumers by purchasing targeted keywords and achieving prominent placement on the top search engines and search engine networks. We utilize Internet display and video advertisements, social media, and comparison shopping, and we are also members of an affiliate program with merchant clients and affiliate websites.

Television Advertising

Our television advertising is designed to build brand equity, create brand awareness, and generate initial purchases of products via the telephone and the Internet. Our television commercials typically focus on our ability to rapidly deliver to customers the same medications offered by veterinarians, but at reduced prices. We generally purchase advertising on national cable channels to target our key demographic group – women, ages 30 to 65. We believe that television advertising is particularly effective and instrumental in building brand awareness. Our most current television commercial, airing nationally, speaks to pet owners about the savings and convenience of purchasing the same exact pet medications from 1-800-PetMeds.

Direct Mail/Print and E-mail

We use direct mail/print and e-mail to acquire new customers and to remind our existing customers to reorder.

Operations

Order Processing

Our website allows customers to easily browse and purchase all of our products online. Our website is designed to be fast, secure, and easy to use with order and shipping confirmations, and with online order tracking capabilities. We provide our customers with toll-free telephone access to our customer care representatives. Our call center generally operates from 7:00 AM to 11:00 PM, Monday through Thursday, 7:00 AM to 9:00 PM on Friday, 9:00 AM to 6:00 PM on Saturday, and 9:00 AM to 5:00 PM on Sunday, Eastern Time. The process of customers purchasing products from 1-800-PetMeds consists of a few simple steps. A customer first places an order online or by calling our toll-free telephone number. The following information is needed to process prescription orders: pet information, prescription information, and the veterinarian's name and phone number. This information is entered into our order process system. Then our pharmacists and pharmacy technicians verify all prescriptions. The order process system checks for the verification for prescription medication orders and a valid payment method for all orders. Verified orders are then sent to our fulfillment center, where items are picked, and then shipped via the United States Postal Service and United Parcel Service. Our customers enjoy the convenience of rapid home delivery, with the majority of all orders being shipped within 24 hours of ordering.

Customer Care and Support

We believe that a high level of customer care and support is critical in retaining and expanding our customer base. Customer care representatives participate in ongoing training programs under the supervision of our training managers. These training sessions include a variety of topics such as product knowledge, computer usage, customer service tips, and the relationship between our Company and veterinarians. Our customer care representatives respond to customers' e-mails, calls, and live web chats that are related to products, order status, prices, and shipping. We believe our customer care representatives are a valuable source of feedback regarding customer satisfaction.

Warehousing and Shipping

We inventory our products and fill most customer orders from our corporate headquarters in Delray Beach, Florida. We have an in-house fulfillment and distribution operation, which is used to manage the entire supply chain, beginning with the placement of the order, continuing through order processing, and then fulfilling and shipping of the product to the customer. We offer a variety of shipping options, including next day delivery. We ship to anywhere in the United States served by the United States Postal Service or United Parcel Service. Priority orders are expedited in our fulfillment process. Our goal is to ship the products the same day that the order is received. For prescription medications, our goal is to ship the product immediately after the prescription has been authorized by the customer's veterinarian. We currently offer free shipping to all customers whose order value is \$49 or more.

Purchasing

We purchase our products from a variety of sources, including certain manufacturers, domestic distributors, and wholesalers. There were five suppliers from whom we purchased approximately 80% of all products in fiscal 2021. We believe having strong relationships with product manufacturers and distributors will ensure the availability of an adequate volume of products ordered by our customers. Part of our growth strategy included developing direct relationships with all of the leading pharmaceutical manufacturers of the more popular prescription and non-prescription medications. We now have direct relationships with all major manufacturers.

Technology

We utilize integrated technologies in our call centers, e-commerce, order entry, and inventory control/fulfillment operations. Our systems are custom configured by us to optimize our computer telephone integration and mail-order processing. The systems are designed to maintain a large database of specialized information and process a large volume of orders efficiently and effectively. Our systems provide our customer care representatives, and our customers on our website, including on our mobile application, with real time product availability information and updated customer information to enhance our customer care.

We also have an integrated direct connection for processing credit cards to ensure that a valid credit card number and authorization have been received at the same time our customer care representatives are on the telephone with the customer or when a customer submits an order on our website. Our information systems provide our customer care representatives with records of all prior contact with a customer, including the customer's address, telephone number, e-mail address, prescription information, order history, payment history, and notes.

Competition

The pet medications market is competitive and highly fragmented. Our competitors consist of veterinarians, and online and traditional retailers. We believe that the following are the principal competitive factors in our market:

- Product selection and availability, including the availability of prescription and non-prescription medications;
- Brand recognition;
- Reliability and speed of delivery;
- Personalized service and convenience;
- Price; and
- Website and mobile app usability and content.

We compete with veterinarians, and online and traditional retailers for the sale of prescription and non-prescription pet medications and other health products. Many pet owners may prefer the convenience of purchasing their pet medications or other health products at the time of a veterinarian visit. In order to effectively compete with veterinarians, we must continue to educate pet owners about the service, convenience, and savings offered by our Company.

According to the American Pet Products Association, pet spending in the United States increased 6.7% to \$103.6 billion in 2020. Veterinary care and Rx medications represented \$31.4 billion, or 30% of the total spending on pets in the United States. The pet medication market that we participate in is estimated to be approximately \$6.0 billion, with veterinarians having the majority of the prescription market share. The dog and cat population is approximately 184 million, with approximately 67% of all households having a pet.

We believe that the following are the main competitive strengths that differentiate 1-800-PetMeds from the competition:

- Pure Play Channel leader, in an estimated \$6.0 billion industry;
- "1-800-PetMeds" brand name with 25 years of experience, consumers know us as the trusted pet medication experts;
- Licensed pharmacy to conduct business in 50 states, and a Pharmacy Verified website (a website verification program by the National Association of Boards of Pharmacy®, which identifies online pharmacies and pharmacy-related websites as safe and legitimate); and
- Exceptional customer care and support.

Intellectual Property

We conduct our business under the trade name "1-800-PetMeds" and use a family of trade names all containing the term "PetMeds" or "PetMed" in some form. We believe the "1-800-PetMeds" trade name, which is also our toll-free telephone number, and the "PetMeds" family of trademarks, have added significant value and are important factors in the marketing of our products. We have also obtained the right to use and control the Internet addresses www.1800petmeds.com, www.1888petmeds.com, www.petmedexpress.com, www.petmed.com, and www.petmeds.com.

We also obtained the right to use and control the Internet addresses www.petmeds.pharmacy, www.petmed.pharmacy, and www.1800petmeds.pharmacy, through a National Association of Boards of Pharmacy® initiative to ensure high standards for online pharmacies. We do not expect to lose the ability to use the Internet addresses; however, there can be no assurance in this regard and the loss of these addresses may have a material adverse effect on our financial position and results of operations. We are the exclusive owners of United States Trademark Registrations for "America's Largest Pet Pharmacy®," "America's Most Trusted Pet Pharmacy®," "Trusted Pet Medication Experts®," "PetMed Express and Design®," "1888PetMeds and Design®," "1-800-PetMeds and Design®," "1-800-PetMeds®," and "PetMeds®," among numerous others.

Government Regulation

Dispensing prescription medications is governed at the state level by Boards of Pharmacy, or similar regulatory agencies, of each state where prescription medications are dispensed. We are subject to regulation by the State of Florida and are licensed as a community pharmacy by the Florida Board of Pharmacy. Our current license is valid until February 28, 2023, and prior to that date a renewal application will be submitted to the Board of Pharmacy. During fiscal 2015 we obtained a federal registration, and state registrations/permits as required, to dispense Schedule IV controlled substances, and we also updated our federal registration and state registrations/permits as required to include the ability to dispense Schedule V controlled substances.

Our pharmacy practice is also licensed and/or regulated by 49 other state pharmacy boards, the District of Columbia Board of Pharmacy, and the United States Drug Enforcement Administration, and with respect to our products, by other regulatory authorities including, but not necessarily limited to, the United States Food and Drug Administration ("FDA") and the United States Environmental Protection Agency. As a licensed pharmacy in the State of Florida, we are subject to the Florida Pharmacy Act and regulations promulgated thereunder. To the extent that we are unable to maintain our license as a community pharmacy with the Florida Board of Pharmacy, or if we do not maintain the licenses granted by other state pharmacy boards, or if we become subject to actions by the FDA, or other enforcement regulators, our distribution of prescription medications to pet owners could cease, which could have a material adverse effect on our financial condition and results of operations.

We rely on legal and operational compliance programs, as well as outside counsel, to guide our business in complying with applicable laws and regulations in the areas in which we do business. In addition, regulatory regime changes may add cost and complexity to our compliance efforts. Based on information currently available, we believe that our compliance in general with federal and state regulations will not have a material effect on our earnings or financial condition. However, it is difficult to predict with certainty the potential impact of future compliance efforts and thus, future costs associated with such matters may exceed current reserves.

Human Capital Resources

We strive to create a high-performance culture that embraces diversity, inclusion, diverse perspectives and experiences, to ensure that employees have opportunities to develop the skills they need to grow and excel in their fields. Human capital management is a priority for our executives and Board of Directors. We are committed to identifying and developing the talent necessary for our long-term success. We have a robust talent and succession planning process and have established programs to support the development of our talent pipeline for critical roles in our organization. We conduct an annual review with human resources and the departmental leadership teams, focusing on high performing and high potential talent, diverse talent and succession for our critical roles.

We also recognize that it is important to develop our future leaders. We provide a variety of resources to help our employees build and develop their skills, including online development resources as well as individual development opportunities and projects for key talent. Additionally, we have leadership development resources for our future leaders as they continue to develop their skills.

We also foster a strong corporate culture that promotes high standards of ethics and compliance for our business, including policies that set forth principles to guide employee, officer, director, and vendor conduct, such as our Code of Business Conduct and Ethics. We also maintain a whistleblower policy and anonymous hotline for the confidential reporting of any suspected policy violations or unethical business conduct on the part of our employees, officers, directors, or vendors.

We currently have 219 full time employees, including: 123 in customer care and marketing; 29 in fulfillment and purchasing; 55 in our pharmacy; 5 in information technology; 3 in administrative positions; and 4 in management. None of our employees are represented by a labor union, or governed by any collective bargaining agreements. We consider relations with our employees to be good. The majority of our employees work at our headquarters and distribution center located in Delray Beach, Florida. As a result of the COVID-19 pandemic many of our personnel are currently working remotely, and in the long term, we expect some personnel to transition to working remotely on a regular basis.

In response to the COVID-19 pandemic, we implemented significant changes that we determined were in the best interest of our employees as well as the communities in which we operate. These measures include allowing most employees to work from home and implementing additional safety measures for employees continuing critical on-site work. We believe in supporting our employees' health and well-being. Our goal is to help employees make informed decisions about their health by providing the tools and resources necessary to achieve a healthier lifestyle. We offer our employees a wide array of benefits such as life and health (medical, dental, and vision) insurance, paid time off and retirement benefits, as well as emotional well-being services through our health insurance program.

We offer competitive compensation to attract and retain the best people, and we help care for our people so they can focus on our mission. Our employees' total compensation package includes market-competitive salary, bonuses or sales commissions, and equity. We generally offer equity grants to certain full-time employees, primarily management, after their one-year anniversary of hire and through annual equity grants because we want them to be owners of the Company and committed to our long-term success. We have conducted an annual pay equity analysis, and continue to be committed to pay equity.

Available Information

Our website address is www.1800petmeds.com. The information on our website is not, and shall not be deemed to be, a part of this Annual Report on Form 10-K or incorporated into any other filings we make with the Securities and Exchange Commission ("SEC"). We file annual, quarterly, and current reports, proxy statements, and other information with the SEC. Our SEC filings, including our annual reports on Form 10-K, quarterly reports on Form 10-Q, current reports on Form 8-K, and any amendments to those reports filed or furnished pursuant to the Exchange Act are available free of charge over the Internet on our website or at the SEC's web site at www.sec.gov. Our SEC filings will be available through our website as soon as reasonably practicable after we have electronically filed or furnished them to the SEC. Information contained on our website is not incorporated by reference into this Annual Report on Form 10-K.

ITEM 1A. RISK FACTORS

You should carefully consider the risks and uncertainties described below, and all the other information included in this Annual Report on Form 10-K before you decide to invest in our common stock. Any of the following risks could materially adversely affect our business, financial condition, or operating results and could result in a loss of your investment.

Regulatory Risks

We may inadvertently fail to comply with various state or federal regulations covering the dispensing of prescription pet medications which may subject us to reprimands, sanctions, probations, fines, suspensions, or the loss of one or more of our pharmacy licenses.

The sale and delivery of prescription pet medications is generally governed by state laws and state regulations, and with respect to controlled substances, also by federal law. Since our pharmacy is located in the State of Florida, the Company is governed by the laws and regulations of the State of Florida. Each prescription pet medication sale we make is likely also to be covered by the laws of the state where the customer is located. The laws and regulations relating to the sale and delivery of prescription pet medications vary from state to state, but generally require that prescription pet medications be dispensed with the authorization from a prescribing veterinarian. To the extent that we are unable to maintain our license as a community pharmacy with the Florida Board of Pharmacy, or if we do not maintain the licenses granted by other state boards, or if we become subject to actions by the FDA, or other enforcement regulators, our dispensing of prescription medications to pet owners could cease, which could have a material adverse effect on our operations.

The Company is a party to routine litigation and administrative complaints incidental to its business. Management does not believe that the resolution of any or all of such routine litigation and administrative complaints is likely to have a material adverse effect on the Company's financial condition or results of operations. While we make every effort to fully comply with all applicable state rules, laws, and regulations, from time to time we have been the subject of administrative complaints regarding the authorization of prescriptions prior to shipment. We cannot assure you that we will not be the subject of administrative complaints in the future. We cannot guarantee you that we will not be subject to reprimands, sanctions, probations, or fines, or that one or more of our pharmacy licenses will not be suspended or revoked. If we were unable to maintain our license as a community pharmacy in the State of Florida, or if we are not granted licensure in a state that begins to require licensure, or if one or more of the licenses granted by other state boards should be suspended or revoked, our ability to continue to sell prescription medications and to continue our business as it is presently conducted could be in jeopardy.

Business Risks

Our failure to properly manage our inventory may result in excessive inventory carrying costs, or inadequate supply of products, which could materially adversely affect our financial condition and results of operations.

Our current product line contains approximately 3,000 SKUs. A significant portion of our sales is attributable to products representing approximately 100 SKUs, including the most popular flea and tick, and heartworm preventative brands. We need to properly manage our inventory to provide an adequate supply of these products and avoid excessive inventory of the products representing the balance of the SKUs. We generally place orders for products with our suppliers based upon our internal estimates of the amounts of inventory we will need to fill future orders. These estimates may be significantly different from the actual orders we receive.

In the event that subsequent orders fall short of original estimates, we may be left with excess inventory. Significant excess inventory could result in price discounts, increased inventory carrying costs, and obsolescence. Similarly, if we fail to have an adequate supply of some SKUs, we may lose sales opportunities. We cannot guarantee that we will maintain appropriate inventory levels. Any failure on our part to maintain appropriate inventory levels may have a material adverse effect on our financial condition and results of operations.

Resistance from veterinarians to authorize prescriptions, or attempts/efforts on their part to discourage pet owners from purchasing from internet mail-order pharmacies could cause our sales to decrease and could materially adversely affect our financial condition and results of operations.

Since we began our operations some veterinarians have resisted providing our customers with a copy of their pet's prescription or authorizing the prescription to our pharmacy staff, thereby effectively preventing us from filling such prescriptions under state law. We have also been informed by customers and consumers that veterinarians have tried to discourage pet owners from purchasing from internet mail-order pharmacies.

Although veterinarians in some states are required by law to provide a pet owner with a prescription if medically appropriate, if the number of veterinarians who refuse to authorize prescriptions should increase, or if veterinarians are successful in discouraging pet owners from purchasing from internet mail-order pharmacies, our sales could decrease and our financial condition and results of operations may be materially adversely affected.

Significant portions of our sales are made to residents of eight states. If we should lose our pharmacy license in one or more of these states, our financial condition and results of operations would be materially adversely affected.

While we ship pet medications to customers in all 50 states, approximately 51% of our sales for the fiscal year ended March 31, 2021 were made to customers located in the states of California, Florida, Texas, New York, Pennsylvania, North Carolina, Georgia, and Virginia. If for any reason our license to operate a pharmacy in one or more of those states should be suspended or revoked, or if it is not renewed, our ability to sell prescription medications to residents of those states would cease and our financial condition and results of operations in future periods would be materially adversely affected.

We now have direct buying relationships with all of the major pet medication manufacturers; the contractual relationship depends on our compliance with their minimum advertised pricing policies (MAPP).

During fiscal 2020, the Company established direct purchasing relationships with all of the major pet medication manufacturers. These relationships entitle the Company to buy directly from the manufacturer under the terms and conditions of a purchasing agreement which dictates purchase pricing of inventory and criteria to obtain additional discounts and rebates. The terms of these agreements also require the Company to comply with the manufacturers' MAPP. Each advertisement and/or promotion of a product below the MAPP price will be a violation of the policy. This policy applies to all advertisements of products in all media including, without limitation, flyers, posters, coupons, mailers, inserts, newspapers, magazines, on-line catalogs, mail order catalogs, public signage and all Internet or similar electronic media, television, radio and public signage, including websites, email newsletters, forums, and auction sites.

At the discretion of the manufacturers, non-compliance with the MAPP can result in one or more of the following actions: (1) forfeiture of future rebates or discounts from the manufacturer, (2) suspension of future purchases from the manufacturer, (3) or termination of current or future business relationship. The Company has and will make every attempt to abide by the manufacturers MAPP. However, no assurances can be made that the Company will not violate MAPP inadvertently. A reduction or discontinuance of these rebates or discounts would increase our costs and could reduce our profitability. If any of these major pet medication manufacturers were to terminate our purchasing relationship it could materially adversely affect our business. If the manufacturers are not able to enforce their MAPP industry-wide, then our profit margins and results of operations may also be impacted negatively.

The loss of any of our key suppliers would negatively impact our business.

During fiscal 2020, the Company established direct purchasing relationships with all of the major pet medication manufacturers. We purchase significant quantities of pet medication products, with the majority from these major manufacturers. We do maintain annual purchasing contracts with these major manufacturers. While we believe that our vendor relationships are good, a vendor could discontinue selling to us at any time. The loss of any of our key vendors of pet medications offered by us would have a negative impact on our business, financial condition and results of operations.

The content of our website could expose us to various kinds of liability, which, if prosecuted successfully, could negatively impact our business.

Because we post product and pet health information and other content on our website, we face potential liability for negligence, copyright infringement, patent infringement, trademark infringement, defamation, and/or other claims based on the nature and content of the materials we post. Various claims have been brought, and sometimes successfully prosecuted, against Internet content distributors. We could be exposed to liability with respect to the unauthorized duplication of content or unauthorized use of other parties' proprietary technology. Although we maintain general liability insurance, our insurance may not cover potential claims of this type, or may not be adequate to indemnify us for all liability that may be imposed. Any imposition of liability that is not covered by insurance, or is in excess of insurance coverage, could materially adversely affect our financial condition and results of operations.

We may not be able to protect our intellectual property rights, and/or we may be found to infringe on the proprietary rights of others.

We rely on a combination of trademarks, trade secrets, copyright laws, and contractual restrictions to protect our intellectual property rights. These afford only limited protection. Despite our efforts to protect our proprietary rights, unauthorized parties may attempt to copy our non-prescription private label or generic equivalents, when and if developed, as well as aspects of our sales formats, or to obtain and use information that we regard as proprietary, including the technology used to operate our website and our content, and our trademarks. Litigation or proceedings before the United States Patent and Trademark Office or other bodies may be necessary in the future to enforce our intellectual property rights, to protect our trade secrets and domain names, or to determine the validity and scope of the proprietary rights of others. Any litigation or adverse proceeding could result in substantial costs and diversion of resources, and could seriously harm our business and operating results. Third parties may also claim infringement by us with respect to past, current, or future technologies. We expect that participants in our market will be increasingly involved in infringement claims as the number of services and competitors in our industry segment grows. Any claim, whether meritorious or not, could be time-consuming, result in costly litigation, cause service upgrade delays, or require us to enter into royalty or licensing agreements. These royalty or licensing agreements might not be available on terms acceptable to us or at all.

If we are unable to protect our Internet addresses or to prevent others from using Internet addresses that are confusingly similar, our business may be adversely impacted.

Our Internet addresses, www.1800petmeds.com, www.1888petmeds.com, www.petmedexpress.com, www.petmed.com, www.petmeds.com, www.petmeds.pharmacy, www.petmed.pharmacy, and www.1800petmeds.pharmacy, are critical to our brand recognition and our overall success. If we are unable to protect these Internet addresses, our competitors could capitalize on our brand recognition. There may be similar Internet addresses used by competitors. Governmental agencies and their designees generally regulate the acquisition and maintenance of Internet addresses. The regulation of Internet addresses in the United States and in foreign countries has changed, and may undergo further change in the near future. Furthermore, the relationship between regulations governing Internet addresses and laws protecting trademarks and similar proprietary rights is unclear. Therefore, we may not be able to protect our own Internet addresses, or prevent third parties from acquiring Internet addresses that are confusingly similar to, infringe upon, or otherwise decrease the value of our Internet addresses.

Since all of our operations are housed in a single location, we are more susceptible to a business interruption in the event of damage to, or disruptions in, our facility.

Our headquarters and distribution center are currently located in one location in South Florida, and most of our shipments of products to our customers are made from this sole distribution center. We have no present plans to establish any additional distribution centers or offices. Because we consolidate our operations in one location, we are more susceptible to power and equipment failures, and business interruptions in the event of fires, floods, and other natural disasters than if we had additional locations. Furthermore, because we are located in South Florida, which is a hurricane-sensitive area, we are particularly susceptible to the risk of damage to, or total destruction of, our headquarters and distribution center and surrounding transportation infrastructure caused by a hurricane. We cannot assure you that we are adequately insured to cover the amount of any losses relating to any of these potential events, business interruptions resulting from damage to or destruction of our headquarters and distribution center, or power and equipment failures relating to our call center or websites, or interruptions or disruptions to major transportation infrastructure, or other events that do not occur on our premises. The occurrence of one or more of these events could adversely impact our ability to generate revenues in future periods.

A failure of our information systems and customer-facing technology systems or any security breach or unauthorized disclosure of confidential information, or other cyber-attacks on our systems, could result in litigation and regulatory risk, harm our reputation and have a material adverse effect on our business.

Our business is dependent upon the efficient operation of our information systems. In particular, we rely on our information systems to effectively manage our business model strategy, with tools to track and manage sales, inventory, marketing, customer service efforts, the preparation of our consolidated financial and operating data, credit card information, and customer information. The failure of our information systems to perform as designed or the failure to maintain and enhance or protect the integrity of these systems could disrupt our business operations, adversely impact sales and the results of operations, expose us to customer or third-party claims, or result in adverse publicity.

Through our information technology, we are able to provide an improved overall shopping and interconnected retail experience that empowers our customers to shop and interact with us from computers, tablets, smartphones and other mobile devices. We use our website and our mobile application both as sales channels for our products and also as methods of providing product and other relevant information to our customers to drive online sales. Our online programs, communities and knowledge center allow us to inform, assist and interact with our customers. We also continually seek to enhance all of our online properties to provide an attractive user-friendly interface for our customers. Disruptions, failures or other performance issues with these customer-facing technology systems could impair the benefits that they provide to our online business and negatively affect our relationship with our customers.

Additionally, we collect, process, and retain sensitive and confidential customer information in the normal course of our business. Despite the security measures we have in place and any additional measures we may implement in the future, our facilities and systems, and those of our third-party service providers, could be vulnerable to security breaches, computer viruses, lost or misplaced data, programming errors, human errors, acts of vandalism, or other events. Any security breach or event resulting in the misappropriation, loss, or other unauthorized disclosure of confidential information, whether by us directly or our third-party service providers, could damage our reputation, expose us to the risks of litigation and liability, disrupt our business, or otherwise affect our results of operations.

Our operating results are difficult to predict and may fluctuate, and a portion of our sales are seasonal.

Factors that may cause our operating results to fluctuate include:

- Our ability to obtain new customers at a reasonable cost, retain existing customers, or encourage reorders;
- Our ability to increase the number of visitors to our website, or our ability to convert visitors to our website into customers;
- The mix of medications and other pet products sold by us;
- Our ability to manage inventory levels or obtain an adequate supply of products;
- Our ability to adequately maintain, upgrade, and develop our website, the systems that we use to process customers' orders and payments, or our computer network;
- Increased competition within our market niche;
- Price competition;
- New products introduced to the market, including generics;
- Increases in the cost of advertising;
- The amount and timing of operating costs and capital expenditures relating to expansion of our product line or operations;
- Disruption of our toll-free telephone service, technical difficulties, or systems and Internet outages or slowdowns;
- The impact of COVID-19 on our business operations and generally on the economy, including the measures taken by governmental authorities to address it; and
- Unfavorable general economic trends.

Because our operating results are difficult to predict, we believe that quarter-to-quarter comparisons of our operating results are not a good indication of our future performance. The majority of our product sales are affected by the seasons, due to the seasonality of mainly flea, tick, and heartworm medications. For the quarters ended June 30, 2020, September 30, 2020, December 31, 2020, and March 31, 2021, Company sales were 31%, 25%, 21%, and 23%, respectively. In addition to the seasonality of our sales, our annual and quarterly operating results have fluctuated in the past and may fluctuate significantly in the future due to a variety of factors, including weather, many of which are out of our control. Any change in one or more of these factors could materially adversely affect our financial condition and results of operations in future periods.

Financial Risks

We are subject to payment-related risks that could increase our operating costs, expose us to fraud or theft, subject us to potential liability and potentially disrupt our business.

We accept payments using a variety of methods, including credit and debit cards, PayPal, and checks, and we may offer new payment options over time. Acceptance of these payment options subjects us to rules, regulations, contractual obligations and compliance requirements, including payment network rules and operating guidelines, data security standards and certification requirements, and rules governing electronic funds transfers. These requirements may change over time or be reinterpreted, making compliance more difficult or costly. For certain payment methods, including credit and debit cards, we pay interchange and other fees, which may increase over time and raise our operating costs.

We rely on third parties to provide payment processing services, including the processing of credit cards, debit cards, and other forms of electronic payment. If these companies become unable to provide these services to us, or if their systems are compromised, it could potentially disrupt our business. The payment methods that we offer also subject us to potential fraud and theft by criminals, who are becoming increasingly more sophisticated, seeking to obtain unauthorized access to or exploit weaknesses that may exist in the payment systems. If we fail to comply with applicable rules or requirements for the payment methods we accept, or if payment-related data is compromised due to a breach or misuse of data, we may be liable for costs incurred by payment card issuing banks and other third parties or subject to fines and higher transaction fees, or our ability to accept or facilitate certain types of payments may be impaired. As a result, our business and operating results could be adversely affected.

Industry Risks

We face significant competition from veterinarians and online and traditional retailers and may not be able to compete profitably with them.

We compete directly and indirectly with veterinarians for the sale of pet medications and other health products. Veterinarians hold a competitive advantage over us because many pet owners may find it more convenient or preferable to purchase these products directly from their veterinarians at the time of an office visit. We also compete directly and indirectly with both online and traditional retailers. Both online and traditional retailers may hold a competitive advantage over us because of longer operating histories, established brand names, greater resources, and/or an established customer base. Online retailers may have a competitive advantage over us because of established affiliate relationships to drive traffic to their website. Traditional retailers may hold a competitive advantage over us because pet owners may prefer to purchase these products from a store instead of online. In addition, we face growing competition from online and multichannel retailers, some of whom may have a lower cost structure than ours, as customers now routinely use computers, tablets, smartphones, and other mobile devices and mobile applications to shop online and compare prices and products in real time. In order to effectively compete in the future, we may be required to offer promotions and other incentives, which may result in lower operating margins and adversely affect the results of operations. We also face a significant challenge from our competitors forming alliances with each other, such as those between online and traditional retailers. These relationships may enable both their online and retail stores to negotiate better pricing and better terms from suppliers by aggregating the demand for products and negotiating volume discounts, which could be a competitive disadvantage to us.

The recent outbreak of the COVID-19 global pandemic and related government, private sector and individual consumer responsive actions may adversely affect our business operations, employee availability, financial performance, liquidity and cash flow for an unknown period of time.

The outbreak of COVID-19 was declared a pandemic by the World Health Organization and continues to spread in the United States, Canada, and in many other countries globally. Related government and private sector responsive actions may adversely affect our business operations. It is impossible to predict the effect and ultimate impact of the COVID-19 pandemic, as the situation is continually evolving. The COVID-19 pandemic may disrupt the global supply chain and may cause disruptions to our operations if a significant number of employees are quarantined or if they are otherwise limited in their ability to work at our fulfillment center. Additional federal or state mandates could also impact our ability to take or fulfill our customers' orders and operate our business. As an essential business, we have been open during our normal business hours without any material disruptions to our operations. We are dedicated to making every effort to ensure the health and safety of our employees. We have implemented working from home where possible and enhanced disinfection and social distancing within our work place. Many of our personnel are working remotely and it is possible that this could have a negative impact on the execution of our business plans and operations.

If a natural disaster, power outage, connectivity issue, or other event occurs that impacts our employees' ability to work remotely, it may be difficult or, in certain cases, impossible, for us to continue our business for a substantial period of time. The increase in remote working may also result in consumer privacy, IT security and fraud concerns as well as operational inefficiencies.

The operations of our fulfillment center may be substantially disrupted by additional federal or state mandates ordering shutdowns or by the inability of our employees to travel to work due to COVID-19. The inability to ship from our fulfillment center due to a COVID-19 outbreak, disruptions to the operations of our fulfillment center, or increased costs in fulfillment center capacity may negatively impact our financial performance or slow our future growth.

The uncertainty around the duration of business disruptions and the extent of the spread of the virus in the United States and to other areas of the world will likely continue to adversely impact the national or global economy and negatively impact consumer spending. Any of these outcomes could have a material adverse impact on our business, financial condition, operating results and ability to execute and capitalize on our strategies. The full extent of COVID-19's impact on our operations and financial performance depends on future developments that are uncertain and unpredictable, including the duration and spread of the pandemic, its impact on capital and financial markets and any new information that may emerge concerning the severity of the virus, its spread to other regions as well as the actions taken to contain it, among others.

Securities Risk

Our stock price fluctuates from time to time and may fall below expectations of securities analysts and investors, and could subject us to litigation, which may result in you suffering a loss on your investment.

The market price of our common stock may fluctuate significantly in response to a number of factors, many of which are out of our control. These factors include: quarterly variations in operating results; changes in accounting treatments or principles; announcements by us or our competitors of new products and services offerings; significant contracts, acquisitions, or strategic relationships; additions or departures of key personnel; any future sales of our common stock or other securities; stock market price and volume fluctuations of publicly-traded companies; and general political, economic, and market conditions. In some future quarter our operating results may fall below the expectations of securities analysts and investors, which could result in a decrease in the trading price of our common stock. In the past, securities class action litigation has often been brought against a company following periods of volatility in the market price of its securities. We may be the target of similar litigation in the future. Securities litigation could result in substantial costs and divert management's attention and resources, which could seriously harm our business and operating results.

We may issue additional shares of preferred stock that could defer a change of control or dilute the interests of our common shareholders. Our charter documents could defer a takeover effort which could inhibit your ability to receive an acquisition premium for your shares.

Our charter permits our Board of Directors to issue up to 5.0 million shares of preferred stock without shareholder approval. Currently there are 2,500 shares of our Convertible Preferred Stock issued and outstanding. This leaves slightly less than 5.0 million shares of preferred stock available for issuance at the discretion of our Board of Directors. These shares, if issued, could contain dividend, liquidation, conversion, voting, or other rights which could adversely affect the rights of our common shareholders and which could also be utilized, under some circumstances, as a method of discouraging, delaying, or preventing a change in control. Provisions of our articles of incorporation, bylaws and Florida law could make it more difficult for a third party to acquire us, even if many of our shareholders believe it is in their best interest.

Our ability to pay regular dividends to our shareholders and the amounts of any such dividends are subject to the discretion of the Board and may be limited by our financial condition, or limitations under Florida law.

Although it is currently anticipated that we will continue to pay regular quarterly dividends, any such determination to pay dividends and the amounts thereof will be at the discretion of the Board and will be dependent on then-existing conditions, including our financial condition, income, legal requirements, including limitations under Florida law, and other factors the Board deems relevant. The Board has previously decided, and may in the future decide, in its sole discretion, to change the amount or frequency of dividends or discontinue the payment of dividends entirely. For these reasons, shareholders will not be able to rely on dividends to receive a return on investment. Accordingly, realization of any gain on shares of our common stock may depend on the appreciation of the price of our common stock, which may not occur.

ITEM 1B. UNRESOLVED STAFF COMMENTS

None

ITEM 2. PROPERTIES

Our facilities, including our principal executive offices and distribution center, are located at 420 South Congress Avenue, Delray Beach, Florida 33445. In January 2016, we completed the acquisition of this real property located at 420 South Congress Avenue, Delray Beach, Florida 33445, and improvements thereon (collectively referred to herein as the "Property"), the assignment and assumption of all leases and service agreements affecting the Property, and certain tangible and intangible personal property related to the Property, for a purchase price of \$18.5 million, plus closing costs. The Property consists of approximately 634,000 square feet of land or 14.6 acres with two building complexes totaling approximately 185,000 square feet, with additional land for future use. The first building complex consists of approximately 125,000 square feet and the second building complex consists of approximately 60,000 square feet each consisting of both office and warehouse space. The Company occupies approximately 97,000 square feet of the first building for its principal offices and distribution center. As of March 31, 2021, 48% of the Property was leased to two tenants with a remaining weighted average lease term of 3.9 years. We believe that our facilities are sufficient for our current needs and are in good condition in all material respects.

ITEM 3. LEGAL PROCEEDINGS

The Company has settled complaints that had been filed with various states' pharmacy boards in the past. There can be no assurances made that other states will not attempt to take similar actions against the Company in the future. The Company initiates litigation to protect its trade or service marks. There can be no assurance that the Company will be successful in protecting its trade or service marks. Legal costs related to the above matters are expensed as incurred.

ITEM 4. MINE SAFETY DISCLOSURES

Not applicable.

PART II

ITEM 5. MARKET FOR REGISTRANT'S COMMON EQUITY, RELATED STOCKHOLDER MATTERS AND ISSUER PURCHASES OF EQUITY SECURITIES

Price Range of Common Stock

Our common stock is traded on the NASDAQ Global Select Market ("NASDAQ") under the symbol "PETS." The prices set forth below reflect the high and low sale prices per share in each of the quarters of fiscal 2021 and 2020 as reported by the NASDAQ.

Fiscal 2021:	High	Low
First Quarter	\$40.96	\$27.94
Second Quarter	\$41.83	\$29.00
Third Quarter	\$33.77	\$28.96
Fourth Quarter	\$51.80	\$29.77
Fiscal 2020:	High	Low
First Quarter	\$23.65	\$15.32
Second Quarter	\$18.47	\$15.01
Third Quarter	\$27.37	\$17.87
Fourth Quarter	\$28.78	\$22.18

Holdings

There were 93 holders of record of our common stock at May 25, 2021, and approximately 48,300 of our holders are "street name" or beneficial holders, whose shares are held by banks, brokers, or other financial institutions.

Dividends

During fiscal 2020 and 2021, our Board of Directors declared the following dividends:

Declaration Date	Per Share Dividend	Record Date	Total Amount (In thousands)	Payment Date
May 6, 2019	\$0.27	May 17, 2019	\$5,518	May 24, 2019
July 22, 2019	\$0.27	August 2, 2019	\$5,447	August 9, 2019
October 21, 2019	\$0.27	November 4, 2019	\$5,447	November 15, 2019
January 21, 2020	\$0.27	February 3, 2020	\$5,445	February 14, 2020
May 4, 2020	\$0.28	May 15, 2020	\$5,647	May 22, 2020
July 20, 2020	\$0.28	July 31, 2020	\$5,647	August 7, 2020
October 26, 2020	\$0.28	November 9, 2020	\$5,676	November 20, 2020
January 19, 2021	\$0.28	February 1, 2021	\$5,676	February 12, 2021

On July 23, 2018 the Company's Board of Directors increased the quarterly dividend to \$0.27 per share, on May 4, 2020, the Company's Board of Directors declared an increased quarterly dividend from \$0.27 to \$0.28 per share, and on May 3, 2021, the Company's Board of Directors declared an increased quarterly dividend from \$0.28 to \$0.30 per share, on its common stock. The \$6.1 million dividend was paid on May 21, 2021, to shareholders of record at the close of business on May 14, 2021. The Company intends to continue to pay regular quarterly dividends; however, the declaration and payment of future dividends is discretionary and will be subject to a determination by the Board of Directors each quarter following its review of the Company's financial performance.

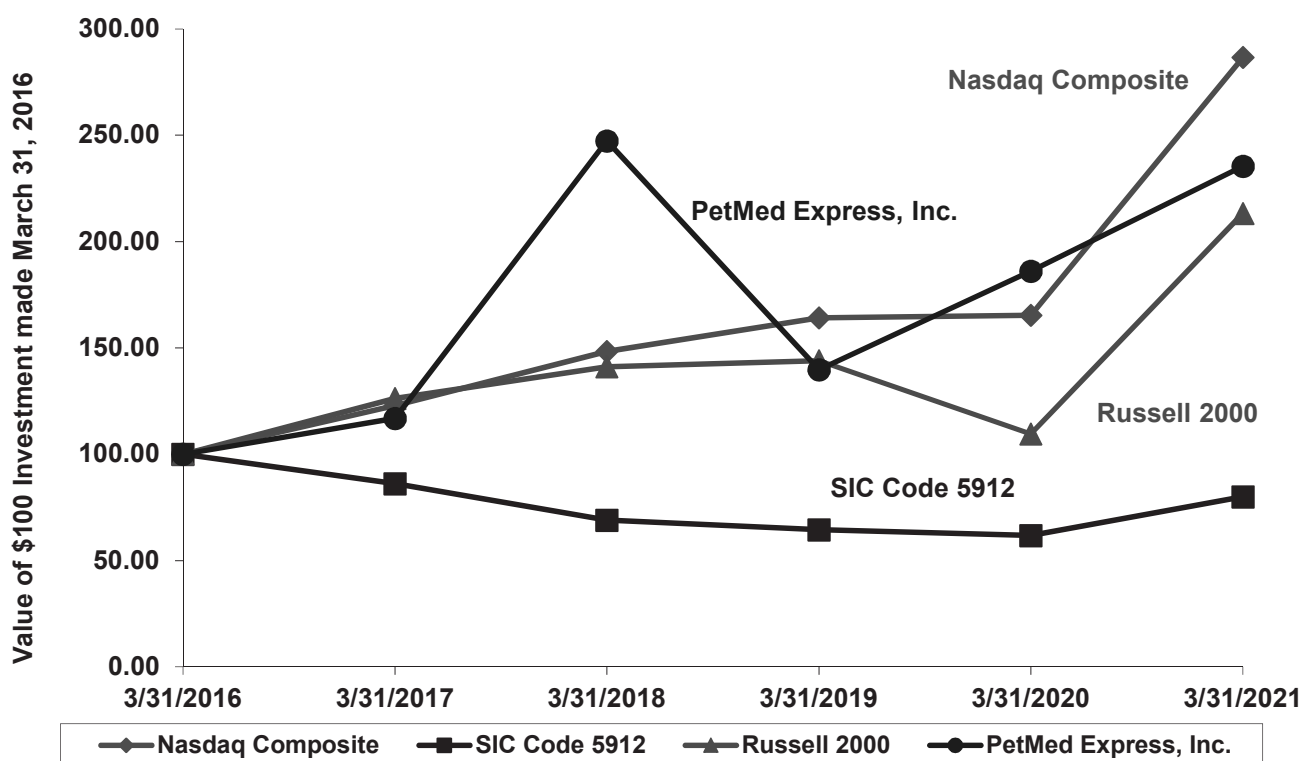
Issuer Purchases of Equity Securities

On November 8, 2006, the Company's Board of Directors approved a share repurchase plan of up to \$20.0 million. On October 31, 2008, November 1, 2010, and August 1, 2011, the Company's Board of Directors approved an increase under the share repurchase plan, each for an additional \$20.0 million. The repurchase plan is intended to be implemented through purchases made from time to time in either the open market or through private transactions at the Company's discretion, subject to market conditions and other factors, in accordance with Securities and Exchange Commission requirements.

There can be no assurances as to the precise number of shares that will be repurchased under the share repurchase plan, and the Company may discontinue the share repurchase plan at any time subject to compliance with applicable regulatory requirements. Shares purchased pursuant to the share repurchase plan will either be cancelled or held in the Company's treasury. On January 25, 2019 the Company's Board of Directors authorized an additional \$30.0 million under the repurchase plan. During fiscal 2020 the Company purchased and retired approximately 613,000 shares of its common stock for approximately \$11.5 million, averaging approximately \$18.73 per share. As of March 31, 2021, the Company had approximately \$28.7 million remaining under the Company's share repurchase plan. Since the inception of the share repurchase plan up to March 31, 2021, approximately 6.2 million shares have been repurchased under the plan for approximately \$81.3 million, averaging approximately \$13.11 per share.

Performance Graph

Set forth below is a line graph comparing the five-year cumulative performance of our Common Stock with the Nasdaq Composite, the Russell 2000, and our SIC Code 5912 (pharmacy peer group) from March 31, 2016 to March 31, 2021. The graph assumes that \$100 was invested on March 31, 2016 in each of our Common Stock, the Nasdaq Composite, the Russell 2000, and the SIC Code 5912 (pharmacy peer group). Because we have historically paid dividends on a quarterly basis, the graph assumes that dividends were reinvested. The performance graph and related information below shall not be deemed "filed" with the Securities and Exchange Commission, nor shall such information be incorporated by reference into any future filing under the Securities Act of 1933 or Securities Exchange Act of 1934, each as amended, except to the extent that we specifically incorporate it by reference into such filing.



Performance graph data:

	Fiscal Year Ended March 31,					
	2016	2017	2018	2019	2020	2021
PetMed Express, Inc.	100.00	116.82	247.36	139.81	186.18	235.50
Nasdaq Composite	100.00	122.88	148.39	164.16	165.30	286.63
SIC Code 5912	100.00	86.14	69.12	64.58	61.80	80.01
Russell 2000	100.00	126.22	141.10	143.99	109.45	213.26

Securities Authorized for Issuance under Equity Compensation Plans

The following table sets forth securities authorized for issuance under equity compensation plans, including individual compensation arrangements, by us under our 2015 Outside Director Equity Compensation Restricted Stock Plan and 2016 Employee Equity Compensation Restricted Stock Plan as of March 31, 2021:

EQUITY COMPENSATION PLAN INFORMATION

(In thousands)

Plan category	Number of securities to be issued upon exercise of outstanding options, warrants and rights	Weighted average exercise price of outstanding options, warrants and rights	Number of securities remaining available for future issuance under equity compensation plans
2015 Outside Director Equity Compensation Restricted Stock Plan	62	-	480 (1)
2016 Employee Equity Compensation Restricted Stock Plan	98	-	781
Total	160		1,261

- (1) The number of shares of common stock available for issuance under the 2015 Outside Director Equity Compensation Restricted Stock Plan automatically increase on the first trading day of January each calendar year during the term of the 2015 Outside Director Equity Compensation Restricted Stock Plan, by an amount equal to ten percent (10%) of the total number of shares of common stock authorized under the 2015 Outside Director Equity Compensation Restricted Stock Plan.

ITEM 6. SELECTED FINANCIAL DATA

The following selected financial data should be read together with "Management's Discussion and Analysis of Financial Condition and Results of Operations," the Consolidated Financial Statements and notes thereto, and other financial information included elsewhere in this Annual Report on Form 10-K. The Consolidated Statements of Income data set forth below for the fiscal years ended March 31, 2021, 2020, and 2019 and the Consolidated Balance Sheet data as of March 31, 2021 and 2020 have been derived from our audited Consolidated Financial Statements which are included elsewhere in this Annual Report on Form 10-K. The Consolidated Statements of Income data set forth below for the fiscal years ended March 31, 2018 and 2017 and the Consolidated Balance Sheet data as of March 31, 2019, 2018 and 2017 have been derived from our audited Consolidated Financial Statements which are not included in this Annual Report on Form 10-K.

CONSOLIDATED STATEMENTS OF INCOME DATA

(In thousands, except for per share amounts)

	Fiscal Year Ended March 31,				
	2021	2020	2019	2018	2017
Sales	\$ 309,215	\$ 284,125	\$ 283,419	\$ 273,800	\$ 249,176
Cost of sales	219,267	202,879	188,105	175,993	169,862
Gross profit	89,948	81,246	95,314	97,807	79,314
Operating expenses	52,361	50,269	49,140	45,671	41,831
Net income	30,603	25,851	37,740	37,283	23,819
Net income per common share:					
Basic	1.53	1.29	1.84	1.83	1.18
Diluted	1.52	1.29	1.84	1.82	1.17
Weighted average number of common shares outstanding:					
Basic	20,060	20,041	20,461	20,346	20,232
Diluted	20,119	20,055	20,491	20,433	20,378
Cash dividends declared per common share	1.12	1.08	1.06	0.85	0.76

CONSOLIDATED BALANCE SHEET DATA

(In thousands)

	March 31,				
	2021	2020	2019	2018	2017
Working capital	\$ 116,252	\$ 104,675	\$ 107,805	\$ 87,126	\$ 63,430
Total assets	187,497	155,323	154,427	134,836	112,809
Total liabilities	46,216	25,313	19,747	19,105	19,443
Shareholders' equity	141,281	130,010	134,680	115,731	93,366

NON FINANCIAL DATA (UNAUDITED)

(In thousands)

	March 31,				
	2021	2020	2019	2018	2017
New customers acquired	443	421	467	521	514
Total accumulated customers (1)	11,441	10,998	10,577	10,110	9,589

(1) includes both active and inactive customers

ITEM 7. MANAGEMENT'S DISCUSSION AND ANALYSIS OF FINANCIAL CONDITION AND RESULTS OF OPERATIONS

Executive Summary

PetMed Express was incorporated in the state of Florida in January 1996. The Company's common stock is traded on the NASDAQ Global Select Market under the symbol "PETS." The Company began selling pet medications and other pet health products in September 1996. In March 2010, the Company started offering for sale additional pet supplies on its website, and these items are drop shipped to customers by third party vendors. Presently, the Company's product line includes approximately 3,000 of the most popular pet medications, health products, and supplies for dogs, cats, and horses.

The Company markets its products through national advertising campaigns which aim to increase the recognition of the "1-800-PetMeds" brand name, and "PetMeds" family of trademarks, increase traffic on its website at www.1800petmeds.com, acquire new customers, and maximize repeat purchases. Approximately 84% of all sales were generated via the Internet in both fiscal 2021 and fiscal 2020. The twelve-month average purchase was approximately \$89 per order for the fiscal year ended March 31, 2021, compared to \$87 for the fiscal year ended March 31, 2020.

Critical Accounting Policies

Our discussion and analysis of our financial condition and the results of our operations contained herein are based upon our Consolidated Financial Statements and the data used to prepare them. The Company's Consolidated Financial Statements have been prepared in accordance with accounting principles generally accepted in the United States of America. On an ongoing basis we re-evaluate our judgments and estimates including those related to product returns, bad debts, inventories, and income taxes. We base our estimates and judgments on our historical experience, knowledge of current conditions, and our beliefs of what could occur in the future considering available information. Actual results may differ from these estimates under different assumptions or conditions. Our estimates are guided by observing the following critical accounting policies.

Revenue recognition

The Company generates revenue by selling pet medication products and pet supplies mainly to retail customers. Certain pet supplies offered on the Company's website are drop shipped to customers. The Company considers itself the principal in the arrangement because the Company controls the specified good before it is transferred to the customer. Revenue contracts contain one performance obligation, which is delivery of the product; customer care and support is deemed not to be a material right to the contract. The transaction price is adjusted at the date of sale for any applicable sales discounts and an estimate of product returns, which are estimated based on historical patterns; however, this is not considered a key judgment. There are no amounts excluded from variable consideration. Revenue is recognized when control transfers to the customer at the point in time in which the shipment of the product occurs. This key judgment is determined as the shipping point represents the point in time in which the Company has a present right to payment, title has transferred to the customer, and the customer has assumed the risks and rewards of ownership.

Outbound shipping and handling fees are an accounting policy election, and are included in sales as the Company considers itself the principal in the arrangement given responsibility for supplier selection and discretion over pricing. Shipping costs associated with outbound freight after control over a product has transferred to a customer are an accounting policy election and are accounted for as fulfillment costs and are included in cost of sales. Virtually all of the Company's sales are paid by credit cards and the Company usually receives the cash settlement in two to three banking days. Credit card sales minimize accounts receivable balances relative to sales.

The Company maintains an allowance for doubtful accounts for losses that the Company estimates will arise from customers' inability to make required payments, arising from either credit card charge-backs or insufficient funds checks. The Company determines its estimates of the un-collectability of accounts receivable by analyzing historical bad debts and current economic trends. The allowance for doubtful accounts was approximately \$39,000 at March 31, 2021 compared to \$59,000 at March 31, 2020.

Valuation of inventory

Inventories consist of prescription and non-prescription pet medications and pet supplies that are available for sale and are priced at the lower of cost or net realizable value using a weighted average cost method. The Company writes down its inventory for estimated obsolescence. The inventory reserve was approximately \$86,000 and \$45,000 at March 31, 2021 and 2020, respectively.

Advertising

The Company's advertising expense consists primarily of Internet marketing, direct mail/print, and television advertising. Internet costs are expensed in the month incurred and direct mail/print advertising costs are expensed when the related brochures and postcards are produced, distributed, or superseded. Television advertising costs are expensed as the advertisements are televised.

Accounting for income taxes

The Company accounts for income taxes under the provisions of ASC Topic 740, ("*Accounting for Income Taxes*"), which generally requires the recognition of deferred tax assets and liabilities for the expected future tax benefits or consequences of events that have been included in the Consolidated Financial Statements or tax returns. Under this method, deferred tax assets and liabilities are determined based on differences between the financial reporting carrying values and the tax bases of assets and liabilities, and are measured by applying enacted tax rates and laws for the taxable years in which those differences are expected to reverse.

Results of Operations

The following should be read in conjunction with the Company's Consolidated Financial Statements and the related notes thereto included elsewhere herein. The following table sets forth, as a percentage of sales, certain operating data appearing in the Company's Consolidated Statements of Comprehensive Income:

	Fiscal Year Ended March 31,		
	2021	2020	2019
Sales	100.0 %	100.0 %	100.0 %
Cost of sales	70.9	71.4	66.4
Gross profit	<u>29.1</u>	<u>28.6</u>	<u>33.6</u>
Operating expenses:			
General and administrative	9.1	8.9	8.7
Advertising	7.0	8.0	7.8
Depreciation	<u>0.8</u>	<u>0.8</u>	<u>0.8</u>
Total operating expenses	<u>16.9</u>	<u>17.7</u>	<u>17.3</u>
Income from operations	<u>12.2</u>	<u>10.9</u>	<u>16.3</u>
Total other income	<u>0.5</u>	<u>1.0</u>	<u>1.0</u>
Income before provision for income taxes	12.7	11.9	17.3
Provision for income taxes	2.8	2.8	4.0
Net income	<u>9.9 %</u>	<u>9.1 %</u>	<u>13.3 %</u>

Fiscal 2021 Compared to Fiscal 2020

COVID-19

We are dedicated to making every effort to ensure our customers' pets receive the medications they need. We are also dedicated to making every effort to ensure the health and safety of our employees. We have continued with working from home where possible and enhanced disinfection and social distancing within our work place. The Company has been open during our normal business hours without any material disruptions to our operations. We have not seen any major disruptions in our supply chain, however we have experienced some delays in the delivery of some inventory items. See risk factor "*The outbreak of the COVID-19 global pandemic and related government, private sector and individual consumer responsive actions may adversely affect our business operations, employee availability, financial performance, liquidity and cash flow for an unknown period of time*" in Part I, Item 1A of this Form 10-K.

Sales

Sales increased by approximately \$25.1 million, or 8.8%, to \$309.2 million for the fiscal year ended March 31, 2021, from approximately \$284.1 million for the fiscal year ended March 31, 2020. The increase in sales for the fiscal year ended March 31, 2021 was primarily due to increased reorder sales and new order sales. Fiscal 2021 started out with greater than expected e-commerce demand due to COVID-19, with consumers shifting their purchases to online, which positively impacted our reorder and new order sales during the year. In the latter half of fiscal 2021, veterinarian clinics and retail stores re-opened. The Company acquired approximately 443,000 new customers for the fiscal year ended March 31, 2021, compared to approximately 421,000 new customers for the same period the prior year. The following chart illustrates sales by various sales classifications:

Sales (In thousands)	Year Ended March 31,					
	2021	%	2020	%	\$ Variance	% Variance
Reorder Sales	\$ 272,648	88.2%	\$ 248,560	87.5%	\$ 24,088	9.7%
New Order Sales	\$ 36,567	11.8%	\$ 35,565	12.5%	\$ 1,002	2.8%
Total Net Sales	\$ 309,215	100.0%	\$ 284,125	100.0%	\$ 25,090	8.8%
Internet Sales	\$ 259,404	83.9%	\$ 238,054	83.8%	\$ 21,350	9.0%
Contact Center Sales	\$ 49,811	16.1%	\$ 46,071	16.2%	\$ 3,740	8.1%
Total Net Sales	\$ 309,215	100.0%	\$ 284,125	100.0%	\$ 25,090	8.8%

Going forward sales may be adversely affected due to increased competition and consumers giving more consideration to price. The changes in consumer behavior post pandemic makes future sales somewhat challenging to predict. No guarantees can be made that sales will continue to grow in the future. The majority of our product sales are affected by the seasons, due to the seasonality of mainly heartworm, and flea and tick medications. For the quarters ended June 30, September 30, December 31, and March 31 of fiscal 2021, the Company's sales were approximately 31%, 25%, 21%, and 23%, respectively. For the quarters ended June 30, September 30, December 31, and March 31 of fiscal 2020, the Company's sales were approximately 28%, 25%, 21%, and 26%, respectively.

Cost of sales

Cost of sales increased by approximately \$16.4 million, or 8.1% to \$219.3 million for the fiscal year ended March 31, 2021, from \$202.9 million for the fiscal year ended March 31, 2020. The cost of sales increase can be directly related to the increase in sales during fiscal 2021. As a percentage of sales, cost of sales was 70.9% in fiscal 2021, as compared to 71.4% in fiscal 2020. The cost of sales percentage decrease can be attributed to the benefit of having direct relationships with all major manufacturers, which helped reduce product costs, and these manufacturers having minimum advertised price policies. In the future, cost of sales may be adversely impacted due to the major manufacturers shifting their rebate funding from discounting product costs to cooperative marketing rebates.

Gross profit

Gross profit increased by approximately \$8.7 million, or 10.7%, to \$89.9 million for the fiscal year ended March 31, 2021, from \$81.2 million for the fiscal year ended March 31, 2020. The increase in gross profit can be directly related to the increase in sales during fiscal 2021. Gross profit as a percentage of sales for fiscal 2021 was 29.1% compared to 28.6% for fiscal 2020. The increase in gross profit percentage can be attributed to the benefit of having direct relationships with all major manufacturers, which helped reduce product costs, and these manufacturers having minimum advertised price policies. Going forward gross profit may be adversely affected due to increased competition and consumers giving more consideration to price. In the future, gross profit may also be adversely impacted due to the major manufacturers shifting their rebate funding from discounting product costs to cooperative marketing rebates.

General and administrative expenses

General and administrative expenses increased by approximately \$3.0 million, or 12.0%, to \$28.3 million for the fiscal year ended March 31, 2021 from \$25.3 million for the fiscal year ended March 31, 2020. The increase in general and administrative expenses for the fiscal year ended March 31, 2021 was primarily due to the following: a \$1.9 million increase in payroll expenses, due to increased sales and increased COVID-19 related work from home expenses, with \$485,000 related to increased stock compensation expense due to the accelerated vesting of the Company's former Chairman Robert Schweitzer's unvested restricted stock upon his passing on February 23, 2021; a \$619,000 increase in bank service fees due to increased sales; a \$388,000 increase in property expenses related to the Company's e-commerce platform; and a \$207,000 increase in telephone expenses due to employees working from home in response to COVID-19. Offsetting the increase was a net decrease of \$48,000 to other expenses which include insurance, professional fees, and bad debt expense. General and administrative expenses as a percentage of sales was 9.1% for the fiscal year ended March 31, 2021, compared to 8.9% for the fiscal year ended March 31, 2020.

Advertising expenses

Advertising expenses decreased by approximately \$1.1 million to \$21.6 million for the fiscal year ended March 31, 2021, from \$22.7 million for the fiscal year ended March 31, 2020. The decrease in advertising expenses for fiscal 2021 was due to the Company receiving increased cooperative marketing funds from product manufacturers to offset our advertising expenses, within the terms of our contractual relationships. Overall advertising spending increased over the prior year, yet total net advertising expenses decreased due to increased cooperative advertising rebates. The advertising costs of acquiring a new customer, defined as total advertising costs divided by new customers acquired, was \$49 for the fiscal year ended March 31, 2021, compared to \$54 for the fiscal year ended March 31, 2020. The decrease to customer acquisition costs for the fiscal year ended March 31, 2021 can also be attributed to receiving increased cooperative marketing funds from product manufacturers. Advertising cost of acquiring a new customer can be impacted by the advertising environment, the effectiveness of our advertising creative, advertising spending, and price competition. Historically, the advertising environment fluctuates due to supply and demand. A more favorable advertising environment may positively impact future sales, whereas a less favorable advertising environment may negatively impact future sales. As a percentage of sales, advertising expense was 7.0% and 8.0% for the fiscal years ended March 31, 2021 and 2020, respectively. The decrease in advertising expense as a percentage of total sales for the fiscal year ended March 31, 2021 can be attributed to a decrease in advertising expenses and an increase in sales as compared to the same period in the prior year. The Company currently anticipates advertising as a percentage of sales to be approximately 7% for fiscal 2022. However, the advertising percentage may fluctuate quarter to quarter due to seasonality and advertising availability.

Depreciation

Depreciation expense for the fiscal year ended March 31, 2021 increased slightly to approximately \$2.4 million from \$2.3 million for the fiscal year ended March 31, 2020. This increase to depreciation expense for the fiscal year ended March 31, 2021 can be attributed to increased new property and equipment additions in fiscal 2021.

Other income

Other income decreased by approximately \$1.3 million to \$1.6 million for the fiscal year ended March 31, 2021, from \$2.9 million for the fiscal year ended March 31, 2020. The decrease to other income was primarily related to decreased interest income due to decreased interest rates compared to the prior year. Interest income may decrease in the future as the Company utilizes its cash balances on its share repurchase plan, with approximately \$28.7 million remaining at March 31, 2021, on any quarterly dividend payment, on its operating activities, or with further decreases in interest rates.

Provision for income taxes

For the fiscal years ended March 31, 2021 and 2020, the Company recorded an income tax provision of approximately \$8.6 million and \$8.0 million, respectively. The increase to the income tax provision for fiscal 2021 is related to an increase in operating income compared to fiscal 2020. The effective tax rate for the fiscal years ended March 31, 2021 and 2020 were 22.0% and 23.7%, respectively. The decrease to the effective rate for the fiscal year ended March 31, 2021 can be attributed to the Company receiving a one-time state income tax refund of \$285,000 in the June 2020 quarter and a \$135,000 income tax benefit related to restricted stock compensation in the September 2020 and March 2021 quarters, compared to a \$322,000 income tax charge related to restricted stock compensation, which was recognized in the September 2019 quarter. The Company estimates its effective tax rate will be approximately 23.5% for fiscal 2022.

Net income

Net income increased by approximately \$4.7 million, or 18.4%, to approximately \$30.6 million for the fiscal year ended March 31, 2021 from approximately \$25.9 million for the fiscal year ended March 31, 2020. The increase to net income was primarily related to an increase in gross profit, offset by an increase in operating expenses and a decrease to interest income during the fiscal year.

Fiscal 2020 Compared to Fiscal 2019

COVID-19

As an essential business, 1-800-PetMeds has been open during our normal business hours without any material disruptions to our operations. Due to COVID-19, consumer demand has increased for the e-commerce channel with pet owners shifting their purchases to online. We are dedicated to making every effort to ensure the health and safety of our employees. We have implemented working from home where possible and enhanced disinfection and social distancing within our work place. We are also dedicated to making every effort to ensure our customers' pets receive the medications they need. See risk factor "*The recent outbreak of the COVID-19 global pandemic and related government, private sector and individual consumer responsive actions may adversely affect our business operations, employee availability, financial performance, liquidity and cash flow for an unknown period of time*" in Part I, Item 1A of this Form 10-K.

Sales

Sales increased slightly to approximately \$284.1 million for the fiscal year ended March 31, 2020, from approximately \$283.4 million for the fiscal year ended March 31, 2019. The increase in sales for the fiscal year ended March 31, 2020 was primarily due to increased reorder sales, offset by decreased new order sales. The Company acquired approximately 421,000 new customers for the fiscal year ended March 31, 2020, compared to approximately 467,000 new customers for the same period the prior year. The following chart illustrates sales by various sales classifications:

Sales (In thousands)	Year Ended March 31,					
	2020	%	2019	%	\$ Variance	% Variance
Reorder Sales	\$ 248,560	87.5%	\$ 241,780	85.3%	\$ 6,780	2.8%
New Order Sales	\$ 35,565	12.5%	\$ 41,639	14.7%	\$ (6,074)	-14.6%
Total Net Sales	<u>\$ 284,125</u>	<u>100.0%</u>	<u>\$ 283,419</u>	<u>100.0%</u>	<u>\$ 706</u>	<u>0.2%</u>
Internet Sales	\$ 238,054	83.8%	\$ 240,034	84.7%	\$ (1,980)	-0.8%
Contact Center Sales	\$ 46,071	16.2%	\$ 43,385	15.3%	\$ 2,686	6.2%
Total Net Sales	<u>\$ 284,125</u>	<u>100.0%</u>	<u>\$ 283,419</u>	<u>100.0%</u>	<u>\$ 706</u>	<u>0.2%</u>

Going forward sales may be adversely affected due to COVID-19, increased competition, and consumers giving more consideration to price. See risk factor "*The recent outbreak of the COVID-19 global pandemic and related government, private sector and individual consumer responsive actions may adversely affect our business operations, employee availability, financial performance, liquidity and cash flow for an unknown period of time*" in Part I, Item 1A of this Form 10-K. No guarantees can be made that sales will continue to grow in the future.

The majority of our product sales are affected by the seasons, due to the seasonality of mainly flea, tick, and heartworm medications. For the quarters ended June 30, September 30, December 31, and March 31 of fiscal 2020, the Company's sales were approximately 28%, 25%, 21%, and 26%, respectively. For the quarters ended June 30, September 30, December 31, and March 31 of fiscal 2019, the Company's sales were approximately 31%, 25%, 21%, and 23%, respectively.

Cost of sales

Cost of sales increased by \$14.8 million, or 7.9% to \$202.9 million for the fiscal year ended March 31, 2020, from \$188.1 million for the fiscal year ended March 31, 2019. As a percentage of sales, cost of sales was 71.4% in fiscal 2020, as compared to 66.4% in fiscal 2019. The cost of sales increase and percentage increase can be attributed to price reductions given to customers to stimulate sales in response to increased online competition, and an increase to product costs during the fiscal year ended March 31, 2020. One of our long-term strategic initiatives and primary purchasing goals has always been to have direct purchasing relationships with all major manufacturers, which we now have.

Gross profit

Gross profit decreased by \$14.1 million, or 14.8%, to \$81.2 million for the fiscal year ended March 31, 2020, from \$95.3 million for the fiscal year ended March 31, 2019. Gross profit as a percentage of sales for fiscal 2020 was 28.6% compared to 33.6% for fiscal 2019. The decrease in gross profit and percentage decrease in fiscal 2020 is directly related to price reductions given to customers to stimulate sales, and an increase to product costs. We now have direct relationships with all major manufacturers and these manufacturers have minimum advertised price policies, which should cause a general price discipline in the online market. Going forward gross profit may be adversely affected due to increased competition and consumers giving more consideration to price.

General and administrative expenses

General and administrative expenses increased by \$497,000, or 2.0%, to \$25.3 million for the fiscal year ended March 31, 2020 from \$24.8 million for the fiscal year ended March 31, 2019. The increase in general and administrative expenses for the fiscal year ended March 31, 2020 was primarily due to the following: a \$361,000 increase in payroll expenses in the customer care, pharmacy, and information technology departments; a \$107,000 increase to bad debt expense; and a \$92,000 increase in bank service fees due to increased sales. Offsetting the increase was a net decrease of \$63,000 to other expenses which include travel and professional fees. General and administrative expenses as a percentage of sales was 8.9% for the fiscal year ended March 31, 2020, compared to 8.7% for the fiscal year ended March 31, 2019.

Advertising expenses

Advertising expenses increased by approximately \$600,000 to approximately \$22.7 million for the fiscal year ended March 31, 2020, from approximately \$22.1 million for the fiscal year ended March 31, 2019. The increase in advertising expenses for fiscal 2020 was intended to stimulate sales and acquire new customers. The advertising costs of acquiring a new customer, defined as total advertising costs divided by new customers acquired, was \$54 for the fiscal year ended March 31, 2020, compared to \$47 for the fiscal year ended March 31, 2019. The increase to customer acquisition costs for the fiscal year ended March 31, 2020 can be attributed to increased advertising costs, primarily television advertising, and a lower-than-expected consumer response in the June 2019 and September 2019 quarters, which may be attributed to increased online competition. Advertising cost of acquiring a new customer can be impacted by the advertising environment, the effectiveness of our advertising creative, advertising spending, and price competition. Historically, the advertising environment fluctuates due to supply and demand. A more favorable advertising environment may positively impact future sales, whereas a less favorable advertising environment may negatively impact future sales.

As a percentage of sales, advertising expense was 8.0% and 7.8% for the fiscal years ended March 31, 2020 and 2019, respectively. The increase in advertising expense as a percentage of total sales for the fiscal year ended March 31, 2020 can be mainly attributed to increased advertising to stimulate sales and acquire new customers. The Company currently anticipates advertising as a percentage of sales to be approximately 9% for fiscal 2021. However, the advertising percentage may fluctuate quarter to quarter due to seasonality and advertising availability.

Depreciation

Depreciation expense for the fiscal year ended March 31, 2020 increased slightly to approximately \$2.3 million from approximately \$2.2 million for the fiscal year ended March 31, 2019. This increase to depreciation expense for the fiscal year ended March 31, 2020 can be attributed to an increase in new property and equipment additions in fiscal 2020.

Other income

Other income remained relatively flat at \$2.9 million for both the fiscal years ended March 31, 2020 and 2019. Other income includes interest income, advertising income, and rental income. Interest income may decrease in the future as the Company utilizes its cash balances on its share repurchase plan, with approximately \$28.7 million remaining at March 31, 2020, on any quarterly dividend payment, on its operating activities, or with further decreases in interest rates.

Provision for income taxes

For the fiscal years ended March 31, 2020 and 2019, the Company recorded an income tax provision for approximately \$8.0 million and \$11.4 million, respectively. The decrease to the income tax provision for fiscal 2020 is related to a decrease in operating income, and reduction to the Florida state corporate income tax rate. The effective tax rate for the fiscal years ended March 31, 2020 and 2019 were 23.7% and 23.2%, respectively. The increase to the effective rate for the fiscal year ended March 31, 2020 can be attributed to a \$322,000 income tax charge related to restricted stock compensation, which was recognized in September 2019. The Company estimates its effective tax rate will be approximately 23.5% for fiscal 2021.

Net income

Net income decreased by approximately \$11.9 million, or 31.5%, to approximately \$25.9 million for the fiscal year ended March 31, 2020 from approximately \$37.7 million for the fiscal year ended March 31, 2019. The decrease to net income was primarily related to a decrease in gross profit due to price reductions given to customers to stimulate sales, and an increase to product costs.

Liquidity and Capital Resources

The Company's working capital at March 31, 2021 and 2020 was approximately \$116.3 million and approximately \$104.7 million, respectively. The \$11.6 million increase in working capital was primarily attributable to cash flow generated by operations, offset by dividends paid in the period. Net cash provided by operating activities was \$40.1 million and \$38.8 million for the fiscal years ended March 31, 2021 and 2020, respectively. This change can be mainly attributed to an increase in the Company's net income for the fiscal year ended March 31, 2021 and an increase to accounts payable, offset by an increase to inventory compared to the prior year. Net cash used in investing activities was \$2.4 million and \$2.3 million for the fiscal years ended March 31, 2021 and 2020, respectively. This change in investing activities is related to increased property and equipment additions acquired in fiscal 2021. The majority of the increase in property and equipment relates primarily to the Company's new e-commerce platform. Net cash used in financing activities was \$22.7 million and \$33.3 million for the fiscal years ended March 31, 2021 and 2020, respectively. The decrease to financing activities relates to the Company purchasing approximately 613,000 shares of its common stock for approximately \$11.5 million during fiscal 2020, compared to no share repurchases in fiscal 2021. The remaining change to financing activities related to an increase in the dividend paid in fiscal 2021, compared to the dividend paid in fiscal 2020. At March 31, 2021, the Company had approximately \$28.7 million remaining under the Company's share repurchase plan.

Subsequent to March 31, 2021, the Company's Board of Directors declared an increased quarterly dividend from \$0.28 to \$0.30 per share on May 3, 2021. The Board established a May 14, 2021 record date and a May 21, 2021 payment date. Depending on future market conditions the Company may utilize its cash and cash equivalents on the remaining balance of its current share repurchase plan, on quarterly dividends, or on its operating activities.

At March 31, 2021 the Company had no material outstanding lease commitments. We are not currently bound by any long or short term agreements for the purchase or lease of capital expenditures. Any material amounts expended for capital expenditures would be the result of an increase in the capacity needed to adequately provide for any future increase in our business. To date we have paid for any needed additions to our capital equipment infrastructure from working capital funds and anticipate this being the case in the future. Presently, we have approximately \$2.0 million forecasted for capital expenditures in fiscal 2022, which will be funded through cash from operations. The Company's primary source of working capital is cash from operations. The Company presently has no need for alternative sources of working capital, and has no commitments or plans to obtain additional capital.

Off-Balance Sheet Arrangements

The Company had no off-balance sheet arrangements at March 31, 2021.

Contractual Obligations and Commitments (In thousands)

The table and information below presents the Company's significant obligations and commitments at March 31, 2021:

	<u>Total</u>	<u>Less than 1 year</u>	<u>1-2 years</u>	<u>3-5 Years</u>	<u>More than 5 years</u>
Executive employment contract	\$ 215	\$ 215	\$ -	\$ -	\$ -
Total obligations	<u>\$ 215</u>	<u>\$ 215</u>	<u>\$ -</u>	<u>\$ -</u>	<u>\$ -</u>

Recent Accounting Pronouncements

Other than disclosures included in note 1 of the Consolidated Financial Statements, the Company does not believe that any recently issued, but not yet effective, accounting standards, if currently adopted, will have a material effect on the Company's consolidated financial position, results of operations, or cash flows.

ITEM 7A. QUANTITATIVE AND QUALITATIVE DISCLOSURES ABOUT MARKET RISK

Market risk generally represents the risk that losses may occur in the value of financial instruments as a result of movements in interest rates, foreign currency exchange rates, and commodity prices. Our financial instruments include cash and cash equivalents, accounts receivable, and accounts payable. The book values of cash equivalents, accounts receivable, and accounts payable are considered to be representative of fair value because of the short maturity of these instruments. Interest rates affect our return on excess cash and cash equivalents. At March 31, 2021, we had \$118.7 million in cash and cash equivalents, primarily money market accounts. A majority of our cash and cash equivalents generates interest income based on prevailing interest rates.

A significant change in interest rates could impact the amount of interest income generated from our excess cash and cash equivalents. It would also impact the market value of our cash and cash equivalents. Our cash and cash equivalents are subject to market risk, primarily interest rate and credit risk. Our investments are managed by a limited number of outside professional managers within investment guidelines set by our Board of Directors. Such guidelines include security type, credit quality, and maturity, and are intended to limit market risk by restricting our investments to high-quality debt instruments with both short and long term maturities. We do not hold any derivative financial instruments that could expose us to significant market risk. At March 31, 2021, we had no debt obligations.

ITEM 8. FINANCIAL STATEMENTS AND SUPPLEMENTARY DATA

PETMED EXPRESS, INC. AND SUBSIDIARIES

INDEX TO CONSOLIDATED FINANCIAL STATEMENTS

	<u>Page</u>
Report of Independent Registered Public Accounting Firm	27
Consolidated Balance Sheets as of March 31, 2021 and 2020	29
Consolidated Statements of Income for each of the three years in the period ended March 31, 2021	30
Consolidated Statements of Changes in Shareholders' Equity for each of the three years in the period ended March 31, 2021	31
Consolidated Statements of Cash Flows for each of the three years in the period ended March 31, 2021	32
Notes to Consolidated Financial Statements	33
Report of Management on Internal Control Over Financial Reporting	44
Report of Independent Registered Public Accounting Firm	45

REPORT OF INDEPENDENT REGISTERED PUBLIC ACCOUNTING FIRM

To the Shareholders and the Board of Directors of PetMed Express, Inc. and subsidiaries

Opinion on the Financial Statements

We have audited the accompanying consolidated balance sheets of PetMed Express, Inc. and its subsidiaries (the Company) as of March 31, 2021 and 2020, the related consolidated statements of income, changes in shareholders' equity and cash flows for each of the three years in the period ended March 31, 2021, and the related notes to the consolidated financial statements (collectively, the financial statements). In our opinion, the financial statements present fairly, in all material respects, the financial position of the Company as of March 31, 2021 and 2020, and the results of their operations and their cash flows for each of the three years in the period ended March 31, 2021, in conformity with accounting principles generally accepted in the United States of America.

We have also audited, in accordance with the standards of the Public Company Accounting Oversight Board (United States) (PCAOB), the Company's internal control over financial reporting as of March 31, 2021, based on criteria established in *Internal Control—Integrated Framework* issued by the Committee of Sponsoring Organizations of the Treadway Commission in 2013, and our report dated May 25, 2021 expressed an unqualified opinion on the effectiveness of the Company's internal control over financial reporting.

Basis for Opinion

These financial statements are the responsibility of the Company's management. Our responsibility is to express an opinion on the Company's financial statements based on our audits. We are a public accounting firm registered with the PCAOB and are required to be independent with respect to the Company in accordance with U.S. federal securities laws and the applicable rules and regulations of the Securities and Exchange Commission and the PCAOB.

We conducted our audits in accordance with the standards of the PCAOB. Those standards require that we plan and perform the audits to obtain reasonable assurance about whether the financial statements are free of material misstatement, whether due to error or fraud. Our audits included performing procedures to assess the risks of material misstatement of the financial statements, whether due to error or fraud, and performing procedures that respond to those risks. Such procedures included examining, on a test basis, evidence regarding the amounts and disclosures in the financial statements. Our audits also included evaluating the accounting principles used and significant estimates made by management, as well as evaluating the overall presentation of the financial statements. We believe that our audits provide a reasonable basis for our opinion.

Critical Audit Matter

The critical audit matter communicated below is a matter arising from the current period audit of the financial statements that was communicated or required to be communicated to the audit committee and that: (i) relates to accounts or disclosures that are material to the financial statements and (ii) involved our especially challenging, subjective, or complex judgments. The communication of critical audit matters does not alter in any way our opinion on the financial statements, taken as a whole, and we are not, by communicating the critical audit matter below, providing a separate opinion on the critical audit matter or on the accounts or disclosures to which it relates.

Inventory Valuation

As described in Note 1 to the financial statements, the Company's inventory balance was \$34.4 million as of March 31, 2021. Inventory is stated at the lower of cost or net realizable value using a weighted average cost method.

We identified the valuation of inventory as a critical audit matter due to the complexity of the calculation associated with the weighted average cost method, the magnitude of the inventory balance, and increased audit effort in applying procedures to the calculation.

Our audit procedures related to the Company's weighted average cost method for inventory included the following, among others:

- We obtained an understanding of the relevant controls related to the weighted average cost method and tested such controls for design and operating effectiveness, including controls over the data inputs used in and mathematical accuracy of the calculation.
- Selected a sample of inventory items and performed the following procedures:
 - Obtained the source information underlying the determination of the weighted average cost and verified the quantities and price agreed to third party invoices.
 - Recalculated the weighted average cost.

/s/ RSM US LLP

We have served as the Company's auditor since 2007.

West Palm Beach, Florida
May 25, 2021

PETMED EXPRESS, INC. AND SUBSIDIARIES
CONSOLIDATED BALANCE SHEETS
(In thousands, except for per share amounts)

	<u>March 31,</u> <u>2021</u>	<u>March 31,</u> <u>2020</u>
<u>ASSETS</u>		
Current assets:		
Cash and cash equivalents	\$ 118,718	\$ 103,762
Accounts receivable, less allowance for doubtful accounts of \$39 and \$59, respectively	2,587	3,843
Inventories - finished goods	34,420	17,884
Prepaid expenses and other current assets	4,503	3,529
Prepaid income taxes	959	-
Total current assets	<u>161,187</u>	<u>129,018</u>
Noncurrent assets:		
Property and equipment, net	25,450	25,445
Intangible assets	860	860
Total noncurrent assets	<u>26,310</u>	<u>26,305</u>
Total assets	<u>\$ 187,497</u>	<u>\$ 155,323</u>
<u>LIABILITIES AND SHAREHOLDERS' EQUITY</u>		
Current liabilities:		
Accounts payable	\$ 39,548	\$ 19,658
Accrued expenses and other current liabilities	5,387	4,214
Income taxes payable	-	471
Total current liabilities	<u>44,935</u>	<u>24,343</u>
Deferred tax liabilities	<u>1,281</u>	<u>970</u>
Total liabilities	<u>46,216</u>	<u>25,313</u>
Commitments and contingencies		
Shareholders' equity:		
Preferred stock, \$.001 par value, 5,000 shares authorized; 3 convertible shares issued and outstanding with a liquidation preference of \$4 per share	9	9
Common stock, \$.001 par value, 40,000 shares authorized; 20,269 and 20,166 shares issued and outstanding, respectively	20	20
Additional paid-in capital	7,111	3,804
Retained earnings	134,141	126,177
Total shareholders' equity	<u>141,281</u>	<u>130,010</u>
Total liabilities and shareholders' equity	<u>\$ 187,497</u>	<u>\$ 155,323</u>

See accompanying notes to consolidated financial statements.

PETMED EXPRESS, INC. AND SUBSIDIARIES
CONSOLIDATED STATEMENTS OF INCOME
(In thousands, except for per share amounts)

	Year Ended March 31,		
	2021	2020	2019
Sales	\$ 309,215	\$ 284,125	\$ 283,419
Cost of sales	219,267	202,879	188,105
Gross profit	89,948	81,246	95,314
Operating expenses:			
General and administrative	28,293	25,264	24,767
Advertising	21,641	22,748	22,148
Depreciation	2,427	2,257	2,225
Total operating expenses	52,361	50,269	49,140
Income from operations	37,587	30,977	46,174
Other income (expense):			
Interest income, net	314	1,747	1,864
Other, net	1,315	1,169	1,083
Total other income	1,629	2,916	2,947
Income before provision for income taxes	39,216	33,893	49,121
Provision for income taxes	8,613	8,042	11,381
Net income	\$ 30,603	\$ 25,851	\$ 37,740
Net income per common share:			
Basic	\$ 1.53	\$ 1.29	\$ 1.84
Diluted	\$ 1.52	\$ 1.29	\$ 1.84
Weighted average number of common shares outstanding:			
Basic	20,060	20,041	20,461
Diluted	20,119	20,055	20,491
Cash dividends declared per common share	\$ 1.12	\$ 1.08	\$ 1.06

See accompanying notes to consolidated financial statements.

PETMED EXPRESS, INC. AND SUBSIDIARIES
CONSOLIDATED STATEMENTS OF CHANGES IN SHAREHOLDERS' EQUITY
Years ended March 31, 2019, March 31, 2020, and March 31, 2021
(In thousands)

	Convertible Preferred Stock		Common Stock		Additional Paid-In Capital	Retained Earnings	Total
	Shares	Amounts	Shares	Amounts			
Balance, March 31, 2018	3	\$ 9	20,601	\$ 21	\$ 9,381	\$ 106,320	\$ 115,731
Issuance of restricted stock, net	-	-	73	-	-	-	-
Share based compensation	-	-	-	-	3,097	-	3,097
Dividends declared	-	-	-	-	-	(21,888)	(21,888)
Net income	-	-	-	-	-	37,740	37,740
Balance, March 31, 2019	3	9	20,674	21	12,478	122,172	134,680
Issuance of restricted stock, net	-	-	105	-	-	-	-
Share based compensation	-	-	-	-	2,822	-	2,822
Repurchased and retired shares	-	-	(613)	(1)	(11,496)	-	(11,497)
Dividends declared	-	-	-	-	-	(21,846)	(21,846)
Net income	-	-	-	-	-	25,851	25,851
Balance, March 31, 2020	3	9	20,166	20	3,804	126,177	130,010
Issuance of restricted stock, net	-	-	103	-	-	-	-
Share based compensation	-	-	-	-	3,307	-	3,307
Dividends declared	-	-	-	-	-	(22,639)	(22,639)
Net income	-	-	-	-	-	30,603	30,603
Balance, March 31, 2021	<u>3</u>	<u>\$ 9</u>	<u>20,269</u>	<u>\$ 20</u>	<u>\$ 7,111</u>	<u>\$ 134,141</u>	<u>\$ 141,281</u>

See accompanying notes to consolidated financial statements.

PETMED EXPRESS, INC. AND SUBSIDIARIES
CONSOLIDATED STATEMENTS OF CASH FLOWS
(In thousands)

	Year Ended		
	March 31,		
	2021	2020	2019
Cash flows from operating activities:			
Net income	\$ 30,603	\$ 25,851	\$ 37,740
Adjustments to reconcile net income to net cash provided by operating activities:			
Depreciation	2,427	2,257	2,225
Share based compensation	3,307	2,822	3,097
Deferred income taxes	311	(151)	125
Bad debt expense	130	191	85
(Increase) decrease in operating assets and increase (decrease) in liabilities:			
Accounts receivable	1,126	(1,492)	(335)
Inventories - finished goods	(16,536)	3,486	1,967
Prepaid income taxes	(959)	582	206
Prepaid expenses and other current assets	(974)	(376)	(526)
Accounts payable	19,890	3,383	1,001
Accrued expenses and other current liabilities	1,221	1,820	(447)
Income taxes payable	(471)	471	-
Net cash provided by operating activities	40,075	38,844	45,138
Cash flows from investing activities:			
Purchases of property and equipment	(2,432)	(2,311)	(620)
Net cash used in investing activities	(2,432)	(2,311)	(620)
Cash flows from financing activities:			
Dividends paid	(22,687)	(21,803)	(21,925)
Repurchase and retirement of common stock	-	(11,497)	-
Net cash used in financing activities	(22,687)	(33,300)	(21,925)
Net increase in cash and cash equivalents	14,956	3,233	22,593
Cash and cash equivalents, at beginning of year	103,762	100,529	77,936
Cash and cash equivalents, at end of year	\$ 118,718	\$ 103,762	\$ 100,529
Supplemental disclosure of cash flow information:			
Cash paid for income taxes	\$ 10,018	\$ 7,140	\$ 11,051
Property and equipment in current assets	\$ -	\$ 1,745	\$ -
Dividends payable in accrued expenses	\$ 198	\$ 246	\$ 203

See accompanying notes to consolidated financial statements.

NOTES TO CONSOLIDATED FINANCIAL STATEMENTS

(1) Summary of Significant Accounting Policies

Organization

PetMed Express, Inc. and subsidiaries, d/b/a 1-800-PetMeds (the “Company”), is a leading nationwide pet pharmacy. The Company markets prescription and non-prescription pet medications, health products, and supplies for dogs, cats, and horses, direct to the consumer. The Company markets its products through national advertising campaigns, which aim to increase the recognition of the “1-800-PetMeds” brand name and “PetMeds” family of trademarks, increase traffic on its website at www.1800petmeds.com, acquire new customers, and maximize repeat purchases. Virtually all of the Company's sales are to residents in the United States. The Company's corporate headquarters and distribution facility are located in Delray Beach, Florida. The Company's fiscal year end is March 31, and references herein to fiscal 2021, 2020, or 2019 refer to the Company's fiscal years ended March 31, 2021, 2020, and 2019, respectively.

Principles of Consolidation

The consolidated financial statements include the accounts of the Company and its wholly owned subsidiaries. All significant intercompany transactions have been eliminated in consolidation.

Revenue Recognition

The Company generates revenue by selling pet medication products and pet supplies. Certain pet supplies offered on the Company's website are drop shipped to customers. The Company considers itself the principal in the arrangement because the Company controls the specified good before it is transferred to the customer. Revenue contracts contain one performance obligation, which is delivery of the product; customer care and support is deemed not to be a material right to the contract. The transaction price is adjusted at the date of sale for any applicable sales discounts and an estimate of product returns, which are estimated based on historical patterns; however, this is not considered a key judgment. There are no amounts excluded from variable consideration. Revenue is recognized when control transfers to the customer at the point in time in which shipment of the product occurs. This key judgment is determined as the shipping point represents the point in time in which the Company has a present right to payment, title has transferred to the customer, and the customer has assumed the risks and rewards of ownership. Outbound shipping and handling fees are an accounting policy election, and are included in sales as the Company considers itself the principal in the arrangement given responsibility for supplier selection and discretion over pricing. Shipping costs associated with outbound freight after control over a product has transferred to a customer are an accounting policy election and are accounted for as fulfillment costs and are included in cost of sales.

The Company disaggregates revenue in the following two categories: (1) reorder revenue vs new order revenue, and (2) internet revenue vs contact center revenue. The following table illustrates revenue by various classifications:

Sales (In thousands)	Year Ended March 31,					
	2021	%	2020	%	\$ Variance	% Variance
Reorder Sales	\$ 272,648	88.2%	\$ 248,560	87.5%	\$ 24,088	9.7%
New Order Sales	\$ 36,567	11.8%	\$ 35,565	12.5%	\$ 1,002	2.8%
Total Net Sales	<u>\$ 309,215</u>	<u>100.0%</u>	<u>\$ 284,125</u>	<u>100.0%</u>	<u>\$ 25,090</u>	<u>8.8%</u>
Internet Sales	\$ 259,404	83.9%	\$ 238,054	83.8%	\$ 21,350	9.0%
Contact Center Sales	\$ 49,811	16.1%	\$ 46,071	16.2%	\$ 3,740	8.1%
Total Net Sales	<u>\$ 309,215</u>	<u>100.0%</u>	<u>\$ 284,125</u>	<u>100.0%</u>	<u>\$ 25,090</u>	<u>8.8%</u>

NOTES TO CONSOLIDATED FINANCIAL STATEMENTS

(1) Summary of Significant Accounting Policies (Continued)

Sales (In thousands)	Year Ended March 31,					
	2020	%	2019	%	\$ Variance	% Variance
Reorder Sales	\$ 248,560	87.5%	\$ 241,780	85.3%	\$ 6,780	2.8%
New Order Sales	\$ 35,565	12.5%	\$ 41,639	14.7%	\$ (6,074)	-14.6%
Total Net Sales	\$ 284,125	100.0%	\$ 283,419	100.0%	\$ 706	0.2%
Internet Sales	\$ 238,054	83.8%	\$ 240,034	84.7%	\$ (1,980)	-0.8%
Contact Center Sales	\$ 46,071	16.2%	\$ 43,385	15.3%	\$ 2,686	6.2%
Total Net Sales	\$ 284,125	100.0%	\$ 283,419	100.0%	\$ 706	0.2%

Virtually all of the Company's sales are paid by credit cards and the Company usually receives the cash settlement in two to three banking days. Credit card sales minimize accounts receivable balances relative to sales. The Company had no material contract asset or liability balances as of March 31, 2021 and 2020.

The Company maintains an allowance for doubtful accounts for losses that the Company estimates will arise from customers' inability to make required payments, arising from either credit card charge-backs or insufficient funds checks. The Company determines its estimates of the un-collectability of accounts receivable by analyzing historical bad debts and current economic trends. The allowance for doubtful accounts was approximately \$39,000 at March 31, 2021 compared to \$59,000 at March 31, 2020.

Cash and Cash Equivalents

The Company considers all highly liquid investments with maturity of three months or less when purchased to be cash equivalents. Cash and cash equivalents at March 31, 2021 and 2020 consisted of the Company's cash accounts and money market accounts with a maturity of three months or less. The carrying amount of cash equivalents approximates fair value. The Company maintains its cash in bank deposit accounts which, at times, may exceed federally insured limits. The Company has not experienced any losses in such accounts.

Use of Estimates

The preparation of consolidated financial statements in conformity with accounting principles generally accepted in the United States of America requires management to make estimates and assumptions that affect the reported amounts of assets and liabilities and disclosure of contingent assets and liabilities at the date of the consolidated financial statements and the reported amounts of revenues and expenses during the reporting period. Actual results could differ from those estimates.

Inventories

Inventories consist of prescription and non-prescription pet medications and pet supplies that are available for sale and are priced at the lower of cost or net realizable value using a weighted average cost method. The Company writes down its inventory for estimated obsolescence. The inventory reserve was approximately \$86,000 and \$45,000 at March 31, 2021 and 2020, respectively.

Property and Equipment

Property and equipment are stated at cost and depreciated using the straight-line method over the estimated useful lives of the assets. Our building is being depreciated over a period of thirty years. The furniture, fixtures, equipment, and computer software are being depreciated over periods ranging from three to ten years.

NOTES TO CONSOLIDATED FINANCIAL STATEMENTS

(1) Summary of Significant Accounting Policies (Continued)

Long-lived Assets

Long-lived assets are reviewed for impairment whenever events or changes in circumstances indicate that the carrying amount may not be recoverable. Recoverability of assets is measured by a comparison of the carrying amount of the asset to the undiscounted cash flows expected to be generated from the asset.

Intangible Assets

The intangible assets consist of a toll-free telephone number and an internet domain name. In accordance with the Accounting Standards Codification (“ASC”) Topic 350 (“*Goodwill and Other Intangible Assets*”) the intangible assets are not being amortized, and are subject to an annual review for impairment.

Fair Value of Financial Instruments

The carrying amounts of the Company's cash and cash equivalents, accounts receivable, and accounts payable approximate fair value due to the short-term nature of these instruments.

Advertising

The Company's advertising expense consists primarily of Internet marketing, direct mail/print, and television advertising. Internet costs are expensed in the month incurred and direct mail/print advertising costs are expensed when the related catalogs, brochures, and postcards are produced, distributed, or superseded. Television advertising costs are expensed as the advertisements are televised.

Comprehensive Income

The Company applies ASC Topic 220 (“*Reporting Comprehensive Income*”) which requires that all items that are recognized under accounting standards as components of comprehensive income be reported in a financial statement that is displayed with the same prominence as other financial statements. The items of other comprehensive income that are typically required to be displayed are foreign currency items, minimum pension liability adjustments, and unrealized gains and losses on certain investments in debt and equity securities. For the fiscal years ended March 31, 2021, 2020 and 2019 the Company had no unrealized gains or losses.

Income Taxes

The Company accounts for income taxes under the provisions of ASC Topic 740 (“*Accounting for Income Taxes*”) which generally requires the recognition of deferred tax assets and liabilities for the expected future tax benefits or consequences of events that have been included in the consolidated financial statements or tax returns. Under this method, deferred tax assets and liabilities are determined based on differences between the financial reporting carrying values and the tax bases of assets and liabilities, and are measured by applying enacted tax rates and laws for the taxable years in which those differences are expected to reverse. As required by “Accounting for Uncertainty in Income Taxes” guidance, which clarifies ASC Topic 740, the Company recognizes the financial statement benefit of a tax position only after determining that the relevant tax authority would more likely than not sustain the position following an audit. For tax positions meeting the more-likely-than-not threshold, the amount recognized in the Consolidated Financial Statements is the largest benefit that has a greater than 50 percent likelihood of being realized upon ultimate settlement with the relevant tax authority.

The Company applies “Accounting for Uncertainty in Income Taxes” guidance to all tax positions for which the statute of limitations remains open. The Company files tax returns in the U.S. federal jurisdiction and Florida and Virginia. With few exceptions, the Company is no longer subject to U.S. federal, state or local income tax examinations by tax authorities for years ending March 31, 2018, or earlier. Any interest and penalties related to income taxes will be recorded to other income (expenses).

NOTES TO CONSOLIDATED FINANCIAL STATEMENTS

(1) Summary of Significant Accounting Policies (Continued)

Business Concentrations

The Company purchases its products from a variety of sources, including certain manufacturers, domestic distributors, and wholesalers. We have multiple suppliers for each of our products to obtain the lowest cost. There were five suppliers from whom we purchased approximately 80% of all products in fiscal 2021. There were three suppliers from whom we purchased approximately 60% of all products in fiscal 2020.

Accounting for Share Based Compensation

The Company records compensation expense associated with restricted stock in accordance with ASC Topic 718 (“*Share Based Payment*”). The compensation expense related to all of the Company’s stock-based compensation arrangements is recorded as a component of general and administrative expenses.

Recent Accounting Pronouncements

In December 2019, the FASB issued Accounting Standards Update No. 2019-12, Income Taxes (Topic 740): Simplifying The Accounting for Income Taxes (“ASU 2019-12”). The Company is currently evaluating the impact of ASU 2019-12. The Company will adopt ASU 2019-12 on April 1, 2021. The adoption of this new standard will not have a material impact on our consolidated financial statements.

In March 2020, the Financial Accounting Standards Board issued ASU 2020-03, “Codification Improvements to Financial Instruments” (“ASU 2020-03”). ASU 2020-03 improves and clarifies various financial instruments topics. ASU 2020-03 includes seven different issues that describe the areas of improvement and the related amendments to GAAP, intended to make the standards easier to understand and apply by eliminating inconsistencies and providing clarifications. The Company will adopt ASU 2020-03 on April 1, 2022. The Company does not expect the adoption of this new standard to have a material impact on our consolidated financial statements.

The Company does not believe that any other recently issued, but not yet effective, accounting standards, if currently adopted, will have a material effect on the Company’s consolidated financial position, results of operations, or cash flows.

(2) Property and Equipment

Major classifications of property and equipment consist of the following (in thousands):

	March 31,	
	2021	2020
Building	\$ 14,997	\$ 14,997
Land	3,700	3,700
Building Improvements	2,834	2,823
Computer Software	5,621	6,043
Furniture, fixtures and equipment	8,626	8,536
	35,778	36,099
Less: accumulated depreciation	(10,328)	(10,654)
Property and equipment, net	\$ 25,450	\$ 25,445

NOTES TO CONSOLIDATED FINANCIAL STATEMENTS

(3) Valuation and Qualifying Accounts

Activity in the Company's valuation and qualifying accounts consists of the following (in thousands):

	Year Ended March 31,		
	2021	2020	2019
Allowance for doubtful accounts:			
Balance at beginning of period	\$ 59	\$ 39	\$ 35
Provision for doubtful accounts	130	191	85
Write-off of uncollectible accounts receivable	(150)	(171)	(81)
Balance at end of year	\$ 39	\$ 59	\$ 39

(4) Accrued Expenses and Other Current Liabilities

Major classifications of accrued expenses and other current liabilities consist of the following (in thousands):

	March 31,	
	2021	2020
Accrued sales tax	\$ 1,063	\$ 627
Accrued credit card fees	456	494
Accrued salaries and benefits	1,525	1,242
Accrued merchandise credits / reward program	1,413	674
Accrued professional expenses	290	267
Accrued sales return allowance	220	244
Accrued dividends payable	198	246
Accrued real estate taxes	114	112
Other accrued liabilities	108	308
Accrued expenses and other current liabilities	\$ 5,387	\$ 4,214

(5) Income Taxes

Deferred income taxes reflect the net tax effects of temporary differences between the carrying amount of assets and liabilities for financial reporting purposes and the amounts used for income tax purposes. The tax effects of temporary differences that give rise to significant portions of deferred tax assets and deferred tax liabilities are as follows (in thousands):

	March 31,	
	2021	2020
Deferred tax assets:		
Accrued expenses	\$ 406	\$ 287
Deferred stock compensation	321	469
Bad debt and inventory reserves	29	24
Total deferred tax assets	756	780
Deferred tax liabilities:		
Property and equipment	(2,037)	(1,750)
Total net deferred tax liabilities	\$ (1,281)	\$ (970)

At March 31, 2021, the Company had no federal net operating loss carryforwards.

NOTES TO CONSOLIDATED FINANCIAL STATEMENTS

(5) Income Taxes (Continued)

The components of the income tax provision consist of the following (in thousands):

	Year Ended March 31,		
	2021	2020	2019
Current taxes			
Federal	\$ 7,446	\$ 7,352	\$ 9,718
State	856	841	1,538
Total current taxes	8,302	8,193	11,256
Deferred taxes			
Federal	279	(135)	108
State	32	(16)	17
Total deferred taxes	311	(151)	125
Total provision for income taxes	\$ 8,613	\$ 8,042	\$ 11,381

The reconciliation of income tax provision computed at the U.S. federal statutory tax rates to income tax expense is as follows (in thousands):

	Year Ended March 31,		
	2021	2020	2019
Income taxes at U.S. statutory rates	\$ 8,235	\$ 7,118	\$ 10,315
State income taxes, net of federal tax benefit	708	649	1,233
Restricted stock (windfall) shortfall adjustment	(135)	322	(176)
Other	(195)	(47)	9
Total provision for income taxes	\$ 8,613	\$ 8,042	\$ 11,381

In fiscal 2021 the Company recognized a stock compensation windfall benefit of approximately \$135,000, and recognized a one-time benefit of approximately \$194,000, related to a return to provision true up of the fiscal 2020 income tax provision. In fiscal 2020 the Company recognized a stock compensation shortfall charge of approximately \$322,000, and recognized a one-time benefit of approximately \$93,000, related to a return to provision true up of the fiscal 2019 income tax provision. In fiscal 2019 the Company recognized a stock compensation windfall benefit of approximately \$176,000, and recognized a one-time charge of approximately \$8,000 related to a return to provision true up of the fiscal 2018 income tax provision.

(6) Shareholders' Equity

Preferred Stock

In April 1998, the Company issued 250,000 shares of its \$.001 par value preferred stock at a price of \$4.00 per share, less issuance costs of \$112,187. Each share of the preferred stock is convertible into approximately 4.05 shares of common stock at the election of the shareholder. The shares have a liquidation value of \$4.00 per share and may pay dividends at the sole discretion of the Company. The Company does not anticipate paying dividends to the preferred shareholders in the foreseeable future. Each share of preferred stock is entitled to one vote on all matters submitted to a vote of shareholders of the Company. At March 31, 2021 and 2020, 2,500 shares of the convertible preferred stock remained unconverted and outstanding.

NOTES TO CONSOLIDATED FINANCIAL STATEMENTS

(6) Shareholders' Equity (Continued)

Share Repurchase Plan

On November 8, 2006, the Company's Board of Directors approved a share repurchase plan of up to \$20.0 million. On October 31, 2008, November 1, 2010, and August 1, 2011, the Company's Board of Directors approved an increase under the repurchase plan each for an additional \$20.0 million. On January 25, 2019 the Company's Board of Directors authorized an additional \$30.0 million under the repurchase plan. The repurchase plan is intended to be implemented through purchases made from time to time in either the open market or through private transactions at the Company's discretion, subject to market conditions and other factors, in accordance with Securities and Exchange Commission requirements. There can be no assurances as to the precise number of shares that will be repurchased under the share repurchase plan, and the Company may discontinue the share repurchase plan at any time subject to compliance with applicable regulatory requirements. Shares purchased pursuant to the share repurchase plan will either be retired or held in the Company's treasury. During fiscal 2020 the Company purchased and retired approximately 613,000 shares of its common stock for approximately \$11.5 million. During fiscal 2021 and 2019 the Company had no share repurchases. At March 31, 2021 the Company had approximately \$28.7 million remaining under the Company's share repurchase plan.

Dividends

On July 23, 2018 the Company's Board of Directors increased the quarterly dividend to \$0.27 per share, and on May 4, 2020 the Company's Board of Directors increased the quarterly dividend to \$0.28 per share, on its common stock. The Company intends to continue to pay regular quarterly dividends; however, the declaration and payment of future dividends is discretionary and will be subject to a determination by the Board of Directors each quarter following its review of the Company's financial performance. During fiscal 2021, our Board of Directors declared the following dividends:

<u>Declaration Date</u>	<u>Per Share Dividend</u>	<u>Record Date</u>	<u>Total Amount (In thousands)</u>	<u>Payment Date</u>
May 4, 2020	\$0.28	May 15, 2020	\$5,647	May 22, 2020
July 20, 2020	\$0.28	July 31, 2020	\$5,647	August 7, 2020
October 26, 2020	\$0.28	November 9, 2020	\$5,676	November 20, 2020
January 19, 2021	\$0.28	February 1, 2021	\$5,676	February 12, 2021

(7) Restricted Stock

On July 28, 2006, the Company received shareholder approval for the adoption of the 2006 Employee Equity Compensation Restricted Stock Plan (the "2006 Employee Plan") and the 2006 Outside Director Equity Compensation Restricted Stock Plan (the "2006 Director Plan"). The purpose of the plans was to promote the interests of the Company by securing and retaining both employees and outside directors. The Company had reserved 1.0 million shares of common stock for issuance under the Employee Plan, and 200,000 shares of common stock for issuance under the Director Plan. In July 2012, the Company received shareholder approval to ratify the amendment to the Company's Director Plan passed by the Board of Directors to increase the number of shares available for issuance under the Director Plan from 200,000 to 400,000. Additionally, the Company received shareholder approval to ratify the amendment passed by the Board of Directors to provide for a 10% automatic increase every year in the amount of shares available for issuance under both of the plans. In July 2015, the Company's 2015 Outside Director Equity Compensation Restricted Stock Plan ("2015 Director Plan") became effective upon the approval of the plan by the Company's Shareholders. The 2015 Director Plan authorizes 400,000 shares of the Company's common stock available for issuance under the plan, and provides for an automatic increase every year in the amount of shares available for issuance under the plan of 10% of the shares authorized under the plan. In July 2016, the Company's 2016 Employee Equity Compensation Restricted Stock Plan ("2016 Employee Plan") became effective upon the approval of the plan by the Company's Shareholders. The 2016 Employee Plan authorizes 1,000,000 shares of the Company's Common stock available for issuance under the plan. The value of the restricted stock is determined based on the market value of the stock at the issuance date. The restriction period or forfeiture period is determined by the Company's Board and is to be no less than 1 year and no more than ten years.

NOTES TO CONSOLIDATED FINANCIAL STATEMENTS

(7) Restricted Stock (Continued)

At March 31, 2021, the Company had 972,175 restricted common shares issued under the 2006 Employee Plan, 219,039 restricted common shares issued under the 2016 Employee Plan, 272,000 restricted common shares issued under the 2006 Director Plan, and 172,500 restricted common shares issued under the 2015 Director Plan. The majority of shares were issued subject to a restriction or forfeiture period which lapses ratably on the first, second, and third anniversaries of the date of grant, and the fair value of which is being amortized over a one to three-year restriction period. For the fiscal years ended March 31, 2021, 2020, and 2019, the Company recognized compensation expense related to the Employee and Director Plans of \$3.3 million, \$2.8 million, and \$3.1 million, respectively. A summary of the Company's non-vested restricted stock at March 31, 2021 is as follows (in thousands):

	Employee Plan Number of Shares	Director Plan Number of Shares	Both Plans Number of Shares
Non-vested restricted stock outstanding at March 31, 2020	109	74	183
Restricted stock granted	68	38	106
Restricted stock vested	(76)	(50)	(126)
Restricted stock forfeited or expired	(3)	-	(3)
Non-vested restricted stock outstanding at March 31, 2021	98	62	160

At March 31, 2021 and 2020, there were 160,117 and 182,695, non-vested restricted stock shares outstanding, respectively. During the fiscal years ended March 31, 2021 and 2020, the Company issued, net of forfeitures, 102,931 and 105,925 restricted shares, respectively. At March 31, 2021 and 2020, there were \$2.5 million and \$2.6 million of unrecognized compensation costs related to the non-vested restricted stock awards, respectively, which is expected to be recognized over the remaining weighted average vesting period of 1.8 years for both fiscal 2021 and 2020, respectively.

(8) Fair Value Measurements

The Company carries cash and cash equivalents and investments at fair value in the Consolidated Balance Sheets. Fair value is defined as an exit price, representing the amount that would be received to sell an asset or paid to transfer a liability in an orderly transaction between market participants. As such, fair value is a market-based measurement that should be determined based on assumptions that market participants would use in pricing an asset or a liability. ASC Topic 820 ("Fair Value Measurements") establishes a three-tier fair value hierarchy, which prioritizes the inputs used in the valuation methodologies in measuring fair value:

Level 1 - Observable inputs that reflect quoted prices (unadjusted) for identical assets or liabilities in active markets.

Level 2 - Include other inputs that are directly or indirectly observable in the marketplace.

Level 3 - Unobservable inputs which are supported by little or no market activity.

The fair value hierarchy also requires an entity to maximize the use of observable inputs and minimize the use of unobservable inputs when measuring fair value. The Company's cash equivalents are classified within Level 1. At March 31, 2021 and 2020 the Company had invested the majority of its cash and cash equivalents balance in money market funds (level 1).

NOTES TO CONSOLIDATED FINANCIAL STATEMENTS

(9) Net Income Per Share

In accordance with the provisions of ASC Topic 260 ("*Earnings Per Share*") basic net income per share is computed by dividing net income available to common shareholders by the weighted average number of common shares outstanding during the period. Diluted net income per common share includes the dilutive effect of potential restricted stock and the effects of the potential conversion of preferred shares, calculated using the treasury stock method. Unvested restricted stock, and convertible preferred shares issued by the Company represent the only dilutive effect reflected in diluted weighted average shares outstanding. The following is a reconciliation of the numerators and denominators of the basic and diluted net income per share computations for the periods presented (in thousands, except for per share amounts):

	Year Ended March 31,		
	2021	2020	2019
Net income (numerator):			
Net income	\$ <u>30,603</u>	\$ <u>25,851</u>	\$ <u>37,740</u>
Shares (denominator)			
Weighted average number of common shares outstanding used in basic computation	20,060	20,041	20,461
Common shares issuable upon the vesting of restricted stock	49	4	20
Common shares issuable upon conversion of preferred shares	<u>10</u>	<u>10</u>	<u>10</u>
Shares used in diluted computation	<u>20,119</u>	<u>20,055</u>	<u>20,491</u>
Net income per common share:			
Basic	\$ <u>1.53</u>	\$ <u>1.29</u>	\$ <u>1.84</u>
Diluted	\$ <u>1.52</u>	\$ <u>1.29</u>	\$ <u>1.84</u>

At March 31, 2021, 2020, and 2019, 20,952, 72,120, and 126,751 shares of common restricted stock, respectively, were excluded from the computations of diluted net income per common share, as their inclusion would have had an anti-dilutive effect on diluted net income per common share.

(10) Commitments and Contingencies

Legal Matters and Routine Proceedings

The Company has settled complaints that had been filed with various states' pharmacy boards in the past. There can be no assurances made that other states will not attempt to take similar actions against the Company in the future. The Company initiates litigation to protect its trade or service marks. There can be no assurance that the Company will be successful in protecting its trade or service marks. Legal costs related to the above matters are expensed as incurred.

Operating Leases

Upon acquisition of the Delray Beach property in January 2016, 48% of the property, approximately 88,000 square feet of the property was leased to two tenants. At March 31, 2021, the leases with these two tenants had a remaining weighted average lease term of 3.9 years. The Company recorded approximately \$670,000 and \$645,000 in rental revenue in fiscal 2021 and 2020, respectively, which was included in other income. The Company expects to receive the following future lease payments over the next five years: \$689,000 in fiscal 2022; \$710,000 in fiscal 2023; \$731,000 in fiscal 2024, \$566,000 in fiscal 2025, and \$110,000 in fiscal 2026.

NOTES TO CONSOLIDATED FINANCIAL STATEMENTS

(10) Commitments and Contingencies (Continued)

Employment Agreements

On January 29, 2016, the Company entered into Amendment No. 5 to the Executive Employment Agreement with Menderes Akdag, the Company's President and Chief Executive Officer, as well as a Director, effective March 16, 2016. The term of the Agreement was for three years, with an increase in salary to \$600,000 per year throughout the term of the Agreement, and a grant of 120,000 shares of restricted stock in accordance with the Company's 2006 Employee Equity Compensation Restricted Stock Plan, with the restrictions lapsing ratably over a three-year period. On March 15, 2019, the day before Mr. Akdag's Agreement was set to expire, the Company entered into Amendment No. 5a extending the term to May 13, 2019 at his then-current salary. Following the Compensation Committee of the Board of Directors having worked with a nationally recognized compensation consulting firm to ensure executive pay to the Chief Executive Officer of the Company was consistent with a selected peer group and contained appropriate performance benchmarks, on May 13, 2019, the Company entered into Amendment No. 6 to the Agreement. That Agreement amended certain provisions of the Executive Employment Agreement as follows: the term of the Executive Employment Agreement was extended until the earlier of (i) the date of the Company's 2020 Annual Stockholders Meeting, or (ii) August 1, 2020; and Mr. Akdag's salary remained at \$600,000 per year throughout the term of the Agreement subject to a percentage increase adjustment, if any, commencing on the pay period ending on May 17, 2019, based on pre-determined individual and corporate performance goals and objectives for fiscal 2019 approved by the Board. According to the Agreement, on July 26, 2019 Mr. Akdag was also to be granted 40,000 restricted shares of the Company's common stock to vest on July 26, 2020, with the Company paying Mr. Akdag an additional amount ("Gross-Up Payment") to cover Mr. Akdag's withholding taxes which are required to be paid as a result of the issuance of the restricted shares.

On July 12, 2019, the Company entered into Amendment No. 7 providing that in the event that a Change in Control (as was thereafter defined) of the Company was to occur at any time, Mr. Akdag would have the right to terminate his employment for "Good Reason," (as was thereafter defined) upon thirty (30) days written notice given at any time within one (1) year after the occurrence of such event, and upon such termination Mr. Akdag would be entitled to a one-time payment of two times his salary as of the date of such termination. On July 31, 2020, the Company entered into Amendment No. 8 which extended Mr. Akdag's contract for an additional year at an annual rate of \$626,860 and granted Mr. Akdag 37,800 restricted shares, which vest on July 31, 2021, in accordance with the parameters of his executive compensation plan.

(11) Employee Benefit Plan

The Company maintains a 401(k) Savings Plan for eligible employees. The plan is a defined contribution plan that is administered by the Company. All regular, full-time employees are eligible for voluntary participation upon completing one year of service and having attained the age of 21. The plan provides for growth in savings through contributions and income from investments. It is subject to the provisions of the Employee Retirement Income Security Act of 1974, as amended. Plan participants are allowed to contribute a specified percentage of their base salary. In 2006, the Company approved a matching contribution which is funded subsequent to the calendar year. During the fiscal years ended March 31, 2021, 2020, and 2019, the Company charged \$245,000, \$211,000, and \$192,000, respectively, of 401(k) matching contribution and administration expense to general and administrative expenses.

(12) COVID-19

On March 11, 2020, the World Health Organization declared that the novel coronavirus (COVID-19) had become a pandemic, and on March 13, 2020, the U.S. President declared a National Emergency concerning the disease. Additionally, in March 2020, state governments in the Company's geographic operating area began instituting preventative shut down measures in order to combat the novel coronavirus pandemic. The coronavirus and actions taken to mitigate the spread of it have had and are expected to continue to have an adverse impact on the economies and financial markets of the geographical area in which the Company operates. On March 27, 2020, the Coronavirus Aid, Relief, and Economic Security Act (CARES Act) was enacted to amongst other provisions, provide emergency assistance for individuals, families and businesses affected by the novel coronavirus pandemic. The Company's business being deemed essential resulted in incremental financial performance that may not be indicative of future financial results and there remains uncertainty and increased risks concerning its employees, customers, supply chain and government regulation.

NOTES TO CONSOLIDATED FINANCIAL STATEMENTS

(12) COVID-19 (Continued)

During fiscal 2021, the Company has been open during our normal business hours without any material disruptions to our operations. We have not seen any major disruptions in our supply chain, however we have experienced some delays in the delivery of some inventory items. We are dedicated to making every effort to ensure our customers' pets receive the medications they need. We are also dedicated to making every effort to ensure the health and safety of our employees. We have continued with working from home where possible and enhanced disinfection and social distancing within our work place.

(13) Related Party Transaction

The Company's Board Chairman, Gian Fulgoni serves on the board of directors of Prophet, a brand and marketing consulting company, which PetMed Express, Inc. engaged with in March 2021 for \$292,000. The Company expensed \$32,000 in fiscal 2021, with the remaining \$260,000 to be expensed in fiscal 2022. This transaction was approved by the Company's Board of Directors, and the terms of this transaction were comparable to other engagements by Prophet.

(14) Subsequent Events

On May 3, 2021, the Company's Board of Directors declared an increased quarterly dividend from \$0.28 to \$0.30 per share on its common stock. The \$6.1 million dividend was paid on May 21, 2021, to shareholders of record at the close of business on May 14, 2021.

(15) Quarterly Financial Data (Unaudited)

Summarized unaudited quarterly financial data for fiscal 2021 and 2020 is as follows (in thousands, except for per share amounts):

<u>Quarter Ended:</u>	<u>June 30, 2020</u>	<u>September 30, 2020</u>	<u>December 31, 2020</u>	<u>March 31, 2021</u>
Sales	\$ 96,204	\$ 75,436	\$ 65,896	\$ 71,679
Gross Profit	\$ 26,785	\$ 23,018	\$ 19,623	\$ 20,522
Income from operations	\$ 9,436	\$ 10,471	\$ 9,293	\$ 8,387
Net income	\$ 7,768	\$ 8,412	\$ 7,611	\$ 6,812
Diluted net income per common share	\$ 0.39	\$ 0.42	\$ 0.38	\$ 0.34
<u>Quarter Ended:</u>	<u>June 30, 2019</u>	<u>September 30, 2019</u>	<u>December 31, 2019</u>	<u>March 31, 2020</u>
Sales	\$ 79,988	\$ 69,936	\$ 59,915	\$ 74,286
Gross Profit	\$ 21,861	\$ 20,002	\$ 17,697	\$ 21,686
Income from operations	\$ 6,161	\$ 8,371	\$ 7,932	\$ 8,513
Net income	\$ 5,343	\$ 6,665	\$ 6,840	\$ 7,003
Diluted net income per common share	\$ 0.26	\$ 0.33	\$ 0.34	\$ 0.35

REPORT OF MANAGEMENT ON INTERNAL CONTROL OVER FINANCIAL REPORTING

Management of the Company is responsible for the preparation and integrity of the Consolidated Financial Statements appearing in our Annual Report on Form 10-K. The financial statements were prepared in conformity with generally accepted accounting principles appropriate in the circumstances and, accordingly, include certain amounts based on our best judgments and estimates. Financial information in the Annual Report on Form 10-K is consistent with that in the financial statements.

Management of the Company is responsible for establishing and maintaining adequate internal control over financial reporting, as such term is defined in Rules 13a-15(f) under the Securities Exchange Act of 1934 (“Exchange Act”). The Company’s internal control over financial reporting is designed to provide reasonable assurance regarding the reliability of financial reporting and the preparation of the Consolidated Financial Statements. Our internal control over financial reporting is supported by a team of consultants and appropriate reviews by management, written policies and guidelines, careful selection and training of qualified personnel, and a written Corporate Code of Business Conduct and Ethics adopted by our Company’s Board of Directors, applicable to all Company Directors and all officers and employees of our Company and subsidiaries.

Because of its inherent limitations, internal control over financial reporting may not prevent or detect misstatements and even when determined to be effective, can only provide reasonable assurance with respect to financial statement preparation and presentation. Also, projections of any evaluation of effectiveness to future periods are subject to the risk that controls may become inadequate because of changes in conditions, or that the degree of compliance with the policies or procedures may deteriorate.

The Audit Committee (“Committee”) of our Company’s Board of Directors, comprised solely of Directors who are independent in accordance with the requirements of The NASDAQ Stock Market LLC listing standards, the Exchange Act and the Company’s Corporate Governance Guidelines, meets with the independent auditors and management periodically to discuss internal control over financial reporting, and auditing and financial reporting matters. The Committee reviews with the independent auditors the scope and results of the audit effort. The Committee also meets periodically with the independent auditors without management present to ensure that the independent auditors have free access to the Committee. Our Audit Committee’s Report can be found in the Company’s 2020 Proxy Statement.

Management assessed the effectiveness of the Company’s internal control over financial reporting as of March 31, 2021. In making this assessment, management used the criteria set forth by the Committee of Sponsoring Organizations of the Treadway Commission (COSO) in *Internal Control – Integrated Framework - 2013*. Based on our assessment, management believes that the Company maintained effective internal control over financial reporting as of March 31, 2021.

The Company’s independent auditors, RSM US LLP, a registered public accounting firm, are appointed by the Audit Committee of the Company’s Board of Directors, subject to ratification by our Company’s shareholders. RSM US LLP have audited and reported on the Consolidated Financial Statements of PetMed Express, Inc. and subsidiaries, and issued a report on the Company’s internal control over financial reporting. The reports of the independent auditors are contained in our Annual Report on Form 10-K.

/s/ Menderes Akdag

Menderes Akdag
President, Chief Executive Officer, Director

May 25, 2021

/s/ Bruce S. Rosenbloom

Bruce S. Rosenbloom
Chief Financial Officer

May 25, 2021

REPORT OF INDEPENDENT REGISTERED PUBLIC ACCOUNTING FIRM

To the Shareholders and the Board of Directors of PetMed Express, Inc. and subsidiaries

Opinion on the Internal Control Over Financial Reporting

We have audited PetMed Express, Inc. and subsidiaries' (the Company) internal control over financial reporting as of March 31, 2021, based on criteria established in *Internal Control—Integrated Framework* issued by the Committee of Sponsoring Organizations of the Treadway Commission in 2013. In our opinion, the Company maintained, in all material respects, effective internal control over financial reporting as of March 31, 2021, based on criteria established in *Internal Control — Integrated Framework* issued by the Committee of Sponsoring Organizations of the Treadway Commission in 2013.

We have also audited, in accordance with the standards of the Public Company Accounting Oversight Board (United States) (PCAOB), the consolidated financial statements of the Company and our report dated May 25, 2021 expressed an unqualified opinion.

Basis for Opinion

The Company's management is responsible for maintaining effective internal control over financial reporting and for its assessment of the effectiveness of internal control over financial reporting in the accompanying Management's Report on Internal Control Over Financial Reporting. Our responsibility is to express an opinion on the Company's internal control over financial reporting based on our audit. We are a public accounting firm registered with the PCAOB and are required to be independent with respect to the Company in accordance with U.S. federal securities laws and the applicable rules and regulations of the Securities and Exchange Commission and the PCAOB.

We conducted our audit in accordance with the standards of the PCAOB. Those standards require that we plan and perform the audit to obtain reasonable assurance about whether effective internal control over financial reporting was maintained in all material respects. Our audit included obtaining an understanding of internal control over financial reporting, assessing the risk that a material weakness exists, and testing and evaluating the design and operating effectiveness of internal control based on the assessed risk. Our audit also included performing such other procedures as we considered necessary in the circumstances. We believe that our audit provides a reasonable basis for our opinion.

Definition and Limitations of Internal Control Over Financial Reporting

A company's internal control over financial reporting is a process designed to provide reasonable assurance regarding the reliability of financial reporting and the preparation of financial statements for external purposes in accordance with generally accepted accounting principles. A company's internal control over financial reporting includes those policies and procedures that (1) pertain to the maintenance of records that, in reasonable detail, accurately and fairly reflect the transactions and dispositions of the assets of the company; (2) provide reasonable assurance that transactions are recorded as necessary to permit preparation of financial statements in accordance with generally accepted accounting principles, and that receipts and expenditures of the company are being made only in accordance with authorizations of management and directors of the company; and (3) provide reasonable assurance regarding prevention or timely detection of unauthorized acquisition, use or disposition of the company's assets that could have a material effect on the financial statements.

Because of its inherent limitations, internal control over financial reporting may not prevent or detect misstatements. Also, projections of any evaluation of effectiveness to future periods are subject to the risk that controls may become inadequate because of changes in conditions, or that the degree of compliance with the policies or procedures may deteriorate.

/s/ RSM US LLP

West Palm Beach, Florida
May 25, 2021

ITEM 9. CHANGES IN AND DISAGREEMENTS WITH ACCOUNTANTS ON ACCOUNTING AND FINANCIAL DISCLOSURE

None.

ITEM 9A. CONTROLS AND PROCEDURES

Evaluation of Disclosure Controls and Procedures

The Company's management, including our Chief Executive Officer and Chief Financial Officer, has conducted an evaluation of the effectiveness of the design and operation of our disclosure controls and procedures (as defined in Rule 13a-15(e) and 15d-15(e) promulgated under the Securities Exchange Act of 1934, as amended) as of March 31, 2021, the end of the period covered by this report (the "Evaluation Date"). Based upon that evaluation, our Chief Executive Officer and Chief Financial Officer concluded as of the Evaluation Date, that our disclosure controls and procedures were effective such that the information relating to PetMed Express, Inc., including our consolidated subsidiaries, required to be disclosed in our Securities and Exchange Commission ("SEC") reports (i) is recorded, processed, summarized, and reported within the time periods specified in SEC rules and forms, and (ii) is accumulated and communicated to our management including our Chief Executive Officer and Chief Financial Officer, as appropriate, to allow timely decisions regarding required disclosure.

Management's Report on Internal Control over Financial Reporting

Our management is responsible for establishing and maintaining adequate internal control over financial reporting, as such term is defined in Exchange Act Rule 13a-15(f). Under the supervision and with the participation of our management, including our Chief Executive Officer and Chief Financial Officer, we conducted an evaluation of the effectiveness of our internal control over financial reporting as of March 31, 2021 based on the framework in *Internal Control — Integrated Framework* issued by the Committee of Sponsoring Organizations of the Treadway Commission. Based on our evaluation under the framework in *Internal Control — Integrated Framework*, management concluded that our internal control over financial reporting was effective, as of March 31, 2021, as stated in our report which is included herein. Our internal control over financial reporting as of March 31, 2021 has been audited by RSM US LLP, an independent registered public accounting firm, as stated in their report which is contained in "Item 8. Financial Statements and Supplementary Data" of this Annual Report on Form 10-K.

Changes in Internal Controls over Financial Reporting

There have been no changes in our internal controls over financial reporting during the fourth quarter ended March 31, 2021, that have materially affected, or are reasonably likely to materially affect, our internal control over financial reporting.

ITEM 9B. OTHER INFORMATION

Not applicable.

PART III

ITEM 10. DIRECTORS, EXECUTIVE OFFICERS, AND CORPORATE GOVERNANCE

The information required by this item will be set forth in our Proxy Statement, to be filed with the SEC within 120 days after the end of the fiscal year ended March 31, 2021, relating to our 2021 Annual Meeting of Stockholders to be held on July 30, 2021, and is incorporated herein by reference.

We adopted a Corporate Code of Business Conduct and Ethics applicable to all officers, directors, and employees. The Company's Corporate Code of Business Conduct and Ethics is available on our website at www.1800petmeds.com under "About Us - Corporate Governance". You may also obtain a copy of our Corporate Code of Business Conduct and Ethics free of charge by contacting Investor Relations at 1-800-738-6337.

ITEM 11. EXECUTIVE COMPENSATION

The information required by this item will be set forth in our Proxy Statement, to be filed with the SEC within 120 days after the end of the fiscal year ended March 31, 2021, relating to our 2021 Annual Meeting of Stockholders to be held on July 30, 2021, and is incorporated herein by reference.

ITEM 12. SECURITY OWNERSHIP OF CERTAIN BENEFICIAL OWNERS AND MANAGEMENT AND RELATED STOCKHOLDER MATTERS

The information required by this item (other than information required by Item 201(d) of Regulation S-K with respect to equity compensation plans, which is set forth under Item 5. in this Annual Report on Form 10-K) will be set forth in our Proxy Statement, to be filed with the SEC within 120 days after the end of the fiscal year ended March 31, 2021, relating to our 2021 Annual Meeting of Stockholders to be held on July 30, 2021, and is incorporated herein by reference.

ITEM 13. CERTAIN RELATIONSHIPS AND RELATED TRANSACTIONS, AND DIRECTOR INDEPENDENCE

The information required by this item will be set forth in our Proxy Statement, to be filed with the SEC within 120 days after the end of the fiscal year ended March 31, 2021, relating to our 2021 Annual Meeting of Stockholders to be held on July 30, 2021, and is incorporated herein by reference.

ITEM 14. PRINCIPAL ACCOUNTANT FEES AND SERVICES

The information required by this item will be set forth in our Proxy Statement, to be filed with the SEC within 120 days after the end of the fiscal year ended March 31, 2021, relating to our 2021 Annual Meeting of Stockholders to be held on July 30, 2021, and is incorporated herein by reference.

PART IV

ITEM 15. EXHIBITS, FINANCIAL STATEMENT SCHEDULES

(a) The following documents are filed as part of this Annual Report on Form 10-K.

(1) Consolidated Financial Statements – See the Index to Consolidated Financial Statements in Item 8 of this Annual Report on Form 10-K.

The following exhibits are filed as part of this Annual Report on Form 10-K or hereby incorporated by reference to exhibits previously filed with the SEC.

(3) Articles of Incorporation and By-Laws

- 3.1 Amended and Restated Articles of Incorporation (incorporated by reference to Exhibit 3.1 to the Registration Statement on Form 10-SB, File No. 000-28827, filed January 10, 2000).
- 3.2 Articles of Amendment to the Amended and Restated Articles of Incorporation filed June 6, 2001 (incorporated by reference to Exhibit 3.2 of the Registrant's Form 10-K for the year ended March 31, 2015, filed May 22, 2015).
- 3.4 Second Amended and Restated By-Laws of PetMed Express, Inc. (incorporated by reference to Exhibit 3.1 of the Registrant's Form 8-K, filed March 26, 2020).

(4) Instruments Defining the Rights of Security Holders

- 4.1 Specimen common stock certificate (incorporated by reference to Exhibit 4.2 to the Registration Statement on Form 10-SB, File No. 000-28827, filed January 10, 2000).
- 4.2 Description of Securities (incorporated by reference to Exhibit 4.2 of the Registrant's Form 10-K for the year ended March 31, 2020, filed May 26, 2020).

(10) Material Contracts

- 10.1+ Employment Agreement with Menderes Akdag (incorporated by reference to Exhibit 10 of the Registrant's Form 8-K filed March 30, 2001).
- 10.2+ Employment Letter with Bruce Rosenbloom dated May 30, 2001 (incorporated by reference to Exhibit 10.9 of the Registrant's Form 8-K filed April 7, 2009).
- 10.3+ 2015 Outside Director Equity Compensation Restricted Stock Plan (incorporated by reference to Exhibit B of our definitive Proxy Statement for our 2015 Annual Meeting of Stockholders filed June 8, 2015).
 - 10.3.1 Form of Restricted Stock Agreement used for grants of restricted stock under the 2015 Outside Director Equity Compensation Restricted Stock Plan (incorporated by reference to Exhibit 10.10.1 of the Registrant's Form 10-K for the year ended March 31, 2017 filed May 23, 2017).
- 10.4+ Agreement of Purchase and Sale [420 South Congress Avenue] (incorporated by reference to Exhibit 10.11 of the Registrant's Form 10-Q for the quarter ended December 31, 2015, filed February 2, 2016).
- 10.5+ 2016 Employee Equity Compensation Restricted Stock Plan, including form of Restricted Stock Agreement used for grants of restricted stock (incorporated by reference to Exhibit A of our definitive Proxy Statement for our 2016 Annual Meeting of Stockholders filed June 13, 2016).
- 10.6+ Amendment No. 1 to Offer Letter with Bruce Rosenbloom, Chief Financial Officer (incorporated by reference to Exhibit 10.1 of the Registrant's Form 10-Q for the quarter ended September 30, 2017, filed October 31, 2017).
- 10.7+ Amendment Number 6 to Executive Employment Agreement with Menderes Akdag (incorporated by reference to Exhibit 10.1 of the Registrant's Form 8-K filed May 13, 2019).
- 10.8+ Amendment Number 7 to Executive Employment Agreement with Menderes Akdag (incorporated by reference to Exhibit 10.1 of the Registrant's Form 8-K filed July 12, 2019).
- 10.9+ Amendment Number 8 to Executive Employment Agreement with Menderes Akdag (incorporated by reference to Exhibit 10.1 of the Registrant's Form 8-K filed August 3, 2020).

(21) Subsidiaries of Registrant

21.1 Subsidiaries of Registrant*

(23) Consents of Experts and Counsel

23.1 Consent of RSM US LLP*

(31) Certifications

31.1 Certification of Chief Executive Officer pursuant to Rule 13a-14(a)/15d-14(a)*

31.2 Certification of Chief Financial Officer pursuant to Rule 13a-14(a)/15d-14(a)*

(32) Certifications

32.1 Certification of Principal Executive Officer and Principal Financial Officer pursuant to Section 1350**

*Filed herewith

**Furnished herewith

+ Indicates a management contract or compensatory plan or arrangement

101.INS*** Inline XBRL Instance Document (the Instance Document does not appear in the Interactive Data File because its XBRL tags are embedded within the Inline XBRL document)

101.SCH*** Inline XBRL Taxonomy Extension Schema Document

101.CAL*** Inline XBRL Taxonomy Extension Calculation Linkbase Document

101.DEF*** Inline XBRL Taxonomy Extension Definition Linkbase Document

101.LAB*** Inline XBRL Taxonomy Extension Label Linkbase Document

101.PRE*** Inline XBRL Taxonomy Extension Presentation Linkbase Document

*** XBRL information is furnished and not filed or a part of a registration statement or prospectus for purposes of sections 11 or 12 of the Securities Act of 1933, as amended, is deemed not filed for purposes of section 18 of the Securities Exchange Act of 1934, as amended, and otherwise is not subject to liability under these sections.

ITEM 16. FORM 10-K SUMMARY.

None.

SIGNATURES

Pursuant to the requirements of Section 13 or 15(d) of the Securities Exchange Act of 1934, as amended, the registrant has duly caused this report to be signed on its behalf by the undersigned, thereunto duly authorized.

Dated: May 25, 2021

PETMED EXPRESS, INC.
(the "registrant")

By: /s/ Menderes Akdag
Menderes Akdag
Chief Executive Officer and President
(principal executive officer)

Pursuant to the requirements of the Securities Exchange Act of 1934, this report has been signed below by the following persons on behalf of the registrant and in the capacities indicated on May 25, 2021.

SIGNATURE	TITLE
<u>/s/ Menderes Akdag</u> Menderes Akdag	Chief Executive Officer and President (principal executive officer) Officer and Director
<u>/s/ Gian M. Fulgoni</u> Gian M. Fulgoni	Chairman of the Board Director
<u>/s/ Bruce S. Rosenbloom</u> Bruce S. Rosenbloom	Chief Financial Officer and Treasurer (principal financial and accounting officer) Officer
<u>/s/ Ronald J. Korn</u> Ronald J. Korn	Director
<u>/s/ Frank J. Formica</u> Frank J. Formica	Director
<u>/s/ Leslie C.G. Campbell</u> Leslie C.G. Campbell	Director

SUBSIDIARIES OF PETMED EXPRESS, INC.

PetMed Express, Inc. directly owns all of the outstanding interests in the following subsidiaries:

Southeastern Veterinary Exports, Inc., a Florida Corporation

First Image Marketing, Inc., a Florida Corporation

Global Veterinary Supply, Inc., a Florida Corporation

420 South Congress Avenue LLC, a Florida Limited Liability Company

CONSENT OF INDEPENDENT REGISTERED PUBLIC ACCOUNTING FIRM

We consent to the incorporation by reference in these Registration Statements (No. 333-218917, No. 333-145179, No. 333-145180) on Form S-8 and related Reoffer Prospectus of PetMed Express, Inc. of our reports dated May 25, 2021, relating to the consolidated financial statements of PetMed Express, Inc., and the effectiveness of internal control over financial reporting appearing in the Annual Report on Form 10-K of PetMed Express, Inc. for the year ended March 31, 2021.

We also consent to the reference to our firm under the heading "Experts" in such Reoffer Prospectus.

/s/ RSM US LLP
West Palm Beach, Florida
May 25, 2021

**CERTIFICATION OF CHIEF EXECUTIVE OFFICER
PURSUANT TO SECTION 302 OF THE SARBANES-OXLEY ACT OF 2002**

I, Menderes Akdag, certify that:

1. I have reviewed this Annual Report on Form 10-K of PetMed Express, Inc. for the fiscal year ended March 31, 2021;
2. Based on my knowledge, this report does not contain any untrue statement of a material fact or omit to state a material fact necessary to make the statements made, in light of the circumstances under which such statements were made, not misleading with respect to the period covered by this report;
3. Based on my knowledge, the financial statements, and other financial information included in this report, fairly present in all material respects the financial condition, results of operations and cash flows of the registrant as of, and for, the periods presented in this report;
4. The registrant's other certifying officer and I are responsible for establishing and maintaining disclosure controls and procedures (as defined in Exchange Act Rules 13a-15(e) and 15d-15(e)) and internal control over financial reporting (as defined in Exchange Act Rules 13a-15(f) and 15d-15(f)) for the registrant and have:
 - a) Designed such disclosure controls and procedures, or caused such disclosure controls and procedures to be designed under our supervision, to ensure that material information relating to the registrant, including its consolidated subsidiaries, is made known to us by others within those entities, particularly during the period in which this report is being prepared;
 - b) Designed such internal control over financial reporting, or caused such internal control over financial reporting to be designed under our supervision, to provide reasonable assurance regarding the reliability of financial reporting and the preparation of financial statements for external purposes in accordance with generally accepted accounting principles;
 - c) Evaluated the effectiveness of the registrant's disclosure controls and procedures and presented in this report our conclusions about the effectiveness of the disclosure controls and procedures, as of the end of the period covered by this report based on such evaluation; and
 - d) Disclosed in this report any change in the registrant's internal control over financial reporting that occurred during the registrant's most recent fiscal quarter (the registrant's fourth fiscal quarter in the case of an annual report) that has materially affected, or is reasonably likely to materially affect, the registrant's internal control over financial reporting; and
5. The registrant's other certifying officer and I have disclosed, based on our most recent evaluation of the internal control over financial reporting, to the registrant's auditors and the audit committee of the registrant's Board of Directors (or persons performing the equivalent functions):
 - a) All significant deficiencies and material weaknesses in the design or operation of internal control over financial reporting which are reasonably likely to adversely affect the registrant's ability to record, process, summarize and report financial information; and
 - b) Any fraud, whether or not material, that involves management or other employees who have a significant role in the registrant's internal control over financial reporting.

May 25, 2021

By: /s/ Menderes Akdag
Menderes Akdag
Chief Executive Officer and President

**CERTIFICATION OF CHIEF FINANCIAL OFFICER
PURSUANT TO SECTION 302 OF THE SARBANES-OXLEY ACT OF 2002**

I, Bruce S. Rosenbloom, certify that:

1. I have reviewed this Annual Report on Form 10-K of PetMed Express, Inc. for the fiscal year ended March 31, 2021;
2. Based on my knowledge, this report does not contain any untrue statement of a material fact or omit to state a material fact necessary to make the statements made, in light of the circumstances under which such statements were made, not misleading with respect to the period covered by this report;
3. Based on my knowledge, the financial statements, and other financial information included in this report, fairly present in all material respects the financial condition, results of operations and cash flows of the registrant as of, and for, the periods presented in this report;
4. The registrant's other certifying officer and I are responsible for establishing and maintaining disclosure controls and procedures (as defined in Exchange Act Rules 13a-15(e) and 15d-15(e)) and internal control over financial reporting (as defined in Exchange Act Rules 13a-15(f) and 15d-15(f)) for the registrant and have:
 - a) Designed such disclosure controls and procedures, or caused such disclosure controls and procedures to be designed under our supervision, to ensure that material information relating to the registrant, including its consolidated subsidiaries, is made known to us by others within those entities, particularly during the period in which this report is being prepared;
 - b) Designed such internal control over financial reporting, or caused such internal control over financial reporting to be designed under our supervision, to provide reasonable assurance regarding the reliability of financial reporting and the preparation of financial statements for external purposes in accordance with generally accepted accounting principles;
 - c) Evaluated the effectiveness of the registrant's disclosure controls and procedures and presented in this report our conclusions about the effectiveness of the disclosure controls and procedures, as of the end of the period covered by this report based on such evaluation; and
 - d) Disclosed in this report any change in the registrant's internal control over financial reporting that occurred during the registrant's most recent fiscal quarter (the registrant's fourth fiscal quarter in the case of an annual report) that has materially affected, or is reasonably likely to materially affect, the registrant's internal control over financial reporting; and
5. The registrant's other certifying officer and I have disclosed, based on our most recent evaluation of the internal control over financial reporting, to the registrant's auditors and the audit committee of the registrant's Board of Directors (or persons performing the equivalent functions):
 - a) All significant deficiencies and material weaknesses in the design or operation of internal control over financial reporting which are reasonably likely to adversely affect the registrant's ability to record, process, summarize and report financial information; and
 - b) Any fraud, whether or not material, that involves management or other employees who have a significant role in the registrant's internal control over financial reporting.

May 25, 2021

By: /s/ Bruce S. Rosenbloom
Bruce S. Rosenbloom
Chief Financial Officer

**CERTIFICATION PURSUANT TO
18 U.S.C. SECTION 1350,
AS ADOPTED PURSUANT TO
SECTION 906 OF THE SARBANES-OXLEY ACT OF 2002**

I, Menderes Akdag, and I, Bruce S. Rosenbloom, each certify to the best of our knowledge, based upon a review of the Annual Report on Form 10-K for the year ended March 31, 2021 (the "Report") of PetMed Express, Inc. (the "Registrant"), that:

- (1) the Report fully complies with the requirements of Section 13(a) or 15(d) of the Securities Exchange Act of 1934, as amended; and
- (2) the information contained in the Report, fairly presents, in all material respects, the financial condition and results of operations of the Registrant.

Date: May 25, 2021

By: /s/ Menderes Akdag
Menderes Akdag
Chief Executive Officer and President

By: /s/ Bruce S. Rosenbloom
Bruce S. Rosenbloom
Chief Financial Officer

[This Page Intentionally Left Blank]

Corporate Information:

Directors, Executive Officers, and Corporate Secretary

Dr. Gian M. Fulgoni

Chairman of the Board
and Independent Director
Venture Partner, 4490 Ventures
Executive Chairman, Varcodex, Ltd.

Menderes Akdag

Director, Chief Executive Officer
and President of the Company

Frank J. Formica

Independent Director
Legal Consultant

Leslie C.G. Campbell

Independent Director

Ronald J. Korn

Independent Director
President of Ronald Korn Consulting

Jodi Watson

Independent Director
Chief Marketing Officer
SmartCanister

Bruce S. Rosenbloom, CPA

Chief Financial Officer and Treasurer
of the Company

Wendy Zalai

Corporate Secretary and Controller
of the Company

Corporate Headquarters

PetMed Express, Inc.
420 South Congress Ave., Suite 100
Delray Beach, Florida 33445

Independent Registered Public Accounting Firm

RSM US LLP
West Palm Beach, Florida

Transfer Agent

Continental Stock Transfer & Trust Company
New York, New York

Stock Exchange Listing

The NASDAQ Stock Market LLC
Trading Symbol: PETS

Annual Meeting

The Annual Meeting of Stockholders will be held at 1 p.m. Eastern Time,
July 30, 2021.

Investor Relations

PetMed Express, Inc. welcomes inquiries from stockholders and other
interested investors. You may contact us by phone: (800) 738-6337 or
(561) 526-4444 or by writing to the corporate headquarters address above.



QUARTERLY STOCK PRICE RANGE

First Quarter

Fiscal 2021

High \$40.96

Low \$27.94

Fiscal 2020

High \$23.65

Low \$15.32

Second Quarter

Fiscal 2021

High \$41.83

Low \$29.00

Fiscal 2020

High \$18.47

Low \$15.01

Third Quarter

Fiscal 2021

High \$33.77

Low \$28.96

Fiscal 2020

High \$27.37

Low \$17.87

Fourth Quarter

Fiscal 2021

High \$51.80

Low \$29.77

Fiscal 2020

High \$28.78

Low \$22.18



**You're 100% satisfied
or your money back!**



1-800
PetMeds[™]
America's Most Trusted Pet Pharmacy