

Conettix D6600/D6100IPv6/D6100i



EN

Computer Interface Manual
Receiver/Gateway



BOSCH

Contents

1.0	System Connection	4
1.1	Conettix D6686/D6682/D6680 Ethernet Network Adapter Connection	4
1.2	Direct Connection – RS-232	5
2.0	Making the Right Connection	6
2.1	COM3 DB9 Connector	6
2.2	Selecting Program Options in the D6600/D6100IPv6/D6100i	7
3.0	Computer Communication Protocols	8
3.1	D6500 Mode Messages.....	8
3.1.1	Acron Super Fast (Message Type 9).....	8
3.1.2	Ademco 4-1 Express (Message Type b).....	9
3.1.3	Ademco 4-2 Express (Message Type c)	10
3.1.4	Ademco Contact-ID (Message Type a)	11
3.1.5	Ademco 10-Digit Contact-ID (Message Type a)	12
3.1.6	Ademco High Speed, 4-8-1 (Message Type f)	13
3.1.7	ADT SIA (Message Type S)	14
3.1.8	Caller ID (Message Type e).....	15
3.1.9	CFSK (Message Type i).....	15
3.1.10	Common Formats (Message Type 1).....	16
3.1.11	DNIS/ANI (Message Type N)	17
3.1.12	DSC 4-3 (Message Type d)	18
3.1.13	FBI Super Fast (Message Type F)	19
3.1.14	ITI (Message Type l)	20
3.1.15	Link Test (Message Type 1).....	21
3.1.16	Robofon (Message Type j).....	22
3.1.17	Sescoa Super Speed (Message Type 7)	23
3.1.18	Scancom 4-16-1, 5-16-1, 6-16-1 - Available Upon Request (Message Type g)	24
3.1.19	Scancom 4-24-1, 5-24-1, 6-24-1 - Available Upon Request (Message Type h).....	25
3.1.20	Series FSK (Message Type k)	26
3.1.21	Series DTMF (Message Type l)	27
3.1.22	SIA (Message Type S).....	28
3.1.23	Silent Knight FSK0 (Message Type 1).....	29
3.1.24	Silent Knight FSK1 (Message Type m).....	32
3.1.25	Silent Knight FSK2 (Message Type m).....	35
3.1.26	Silent Knight FSK80 D6500 mode (Message Type 1)	36
3.1.27	Telim (Message Type n).....	37
3.1.28	Text Message (Message Type 3).....	38
3.1.29	Varitech FSK 4-1 (Message Type 1)	39
3.1.30	Varitech FSK 4-2 (Message Type 1)	40
3.1.31	VONK (Message Type V)	41
3.1.32	X-SIA Text (Message Type S).....	42
3.1.33	SafeCom (Message Type p).....	43
3.2	SIA Mode Messages.....	44
3.2.1	Acron Super Fast (Message Type 9).....	44
3.2.2	Ademco Contact-ID (Message Type a)	45
3.2.3	Ademco 10-Digit (Message Type b).....	46
3.2.4	Ademco 4-1 Express (Message Type b).....	47
3.2.5	Ademco 4-2 Express (Message Type c)	48
3.2.6	Ademco High Speed 4-8-1, SCANCOM 4-8-1 (Message Type f).....	49

3.2.7	ADT SIA (Message Type S)	50
3.2.8	Caller ID (Message Type <TAB>)	51
3.2.9	CFSK (Message Type i).....	52
3.2.10	Common Formats (Message Type <TAB>).....	53
3.2.11	DNIS/ANI (Message Type N)	55
3.2.12	DSC 4-3 (Message Type d)	56
3.2.13	FBI Super Fast (Message Type F).....	58
3.2.14	ITI (Message Type l)	60
3.2.15	Link Test (Message Type <TAB>).....	60
3.2.16	RB2000 (Message Type R) Description	61
3.2.17	Robofon (Message Type j).....	62
3.2.18	Scancom 4-16-1, 5-16-1, 6-16-1 - Available Upon Request (Message Type g)	63
3.2.19	Scancom 4-24-1, 5-24-1, 6-24-1 - Available Upon Request (Message Type h).....	64
3.2.20	Series DTMF (Message Type l)	65
3.2.21	Series FSK (Message Type k)	66
3.2.22	Sescoa Super Speed (Message Type 7)	67
3.2.23	Silent Knight FSK() (Message Type <TAB>).....	68
3.2.24	Silent Knight FSK1 (Message Type m).....	69
3.2.25	Silent Knight FSK2 (Message Type m).....	71
3.2.26	Silent Knight FSK80 (Message Type <TAB>)	71
3.2.27	Telim (Message Type n).....	72
3.2.28	Varitech FSK 4-1 (Message Type <TAB>)	73
3.2.29	Varitech FSK 4-2 (Message Type <TAB>)	73
3.2.30	VONK (Message Type V)	74
3.2.31	X-SIA text (Message Type <TAB>).....	75
3.2.32	SafeCom (Message Type p).....	76
3.3	Input Command Processing	77
Appendix A: Contact ID Event Code Classifications		78
Appendix B: Internal Messages		88
Appendix C: Modem4/ModemIIIa² Messages.....		92
Appendix D: Network Messages		140
Appendix E: Pulse Output		143
Appendix F: Format ID (by Message Type) – D6600 Only.....		152
Appendix G: ADT SIA Report Codes		156
Appendix H: RB2000 Messages (D6600 Only)		161
Appendix I: SafeCom Messages (D6600 Only)		169
Appendix J: Acknowledgement from Automation Software to D6600/D6100IPv6 Receiver		180
Appendix K: Cyclic Redundancy Check (CRC) Calculation		181
Appendix L: Network Automation.....		184

Trademarks

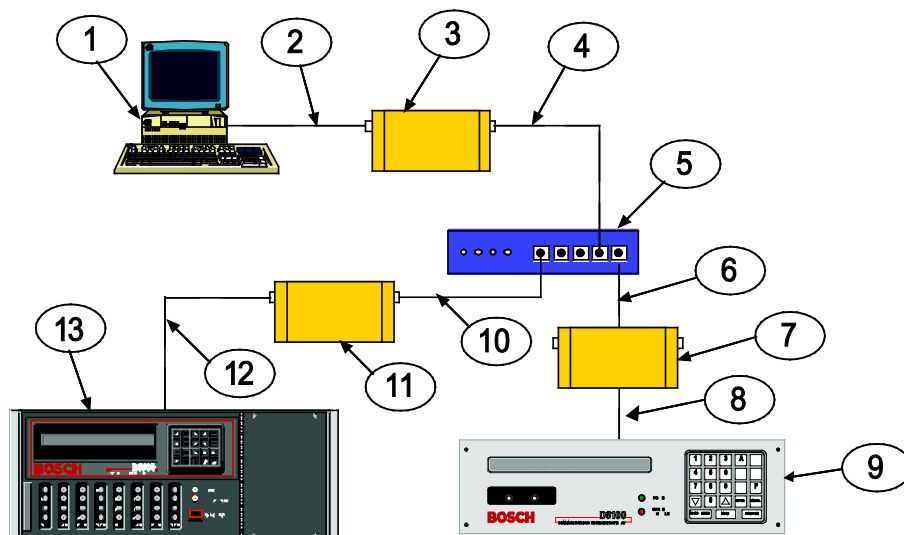
Microsoft®, Windows®, Windows 2000®, Windows XP®, and Windows Vista™ are either registered trademarks or trademarks of Microsoft Corporation in the United States and/or other countries.

1.0 System Connection

1.1 Conettix D6686/D6682/D6680 Ethernet Network Adapter Connection

Use the Conettix D6686/D6682/D6680 Ethernet Network Adapter to connect a manufacturer's automation software package to the D6600/D6100IPv6/D6100i when the software cannot receive network data (Figure 1). Refer to the Special Conettix D6600 Applications in the Conettix D6600/D6100IPv6/D6100i Network System Guide (P/N: 4998122712).

Figure 1: D6600/D6100IPv6/D6100i System – Standard/Network Automation



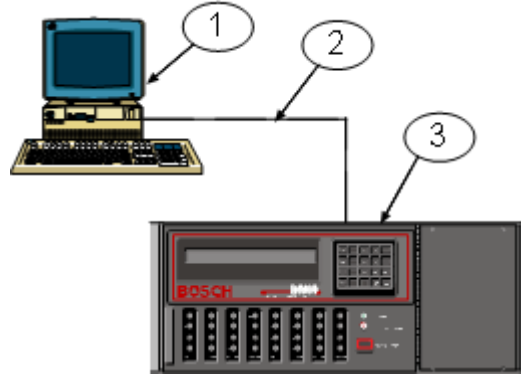
- 1 - Automation PC
- 2 - Connection - PC COM Port to D6686/D6682/D6680 RS-232
- 3 - D6686/D6682/D6680
- 4 - Connection - D6686/D6682/D6680 to Hub/Switch
- 5 - Hub/Switch
- 6 - Connection - D6686/D6682/D6680 to Hub/Switch
- 7 - D6686/D6682/D6680
- 8 - Connection - D6686/D6682/D6680 RS-232 to D6100IPv6/D6100i COM3
- 9 - D6100IPv6/D6100i
- 10 - Connection - D6686/D6682/D6680 to Hub/Switch
- 11 - D6686/D6682/D6680
- 12 - Connection - D6686/D6682/D6680 RS-232 to D6600 COM3
- 13 - D6600

* For automation packages with network capabilities: The packet format received from the D6600/D6100IPv6/D6100i is the same as for RS-232 reporting, except an internet protocol (IP) and user datagram protocol (UDP) header is stamped on the packet as the data transmitted by either standard IP or UDP structure over the network. Automation software can support the network communication easily by calling Socket functions, both provided in Windows and Unix by using the built-in IP connections (or sockets) available in Windows and Unix.

1.2 Direct Connection – RS-232

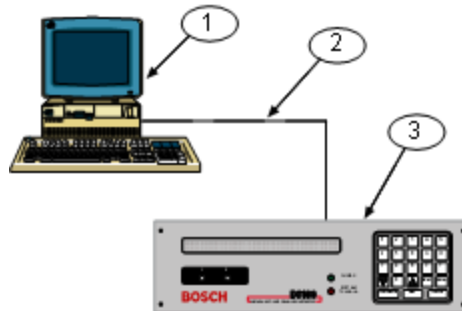
Figure 2 and Figure 3 show a D6600 System using any manufacturer’s automation software package directly connected to a D6600/D6100IPv6/D6100i.

Figure 2: D6600 System – Direct Connect



- 1 - Automation PC
- 2 - Connection - Automation PC COM port to D6600 COM3
- 3 - D6600

Figure 3: D6100i System – Direct Connect



- 1 - Automation PC
- 2 - Connection - Automation PC COM port to D6100IPv6/D6100i COM3
- 3 - D6100IPv6/D6100i

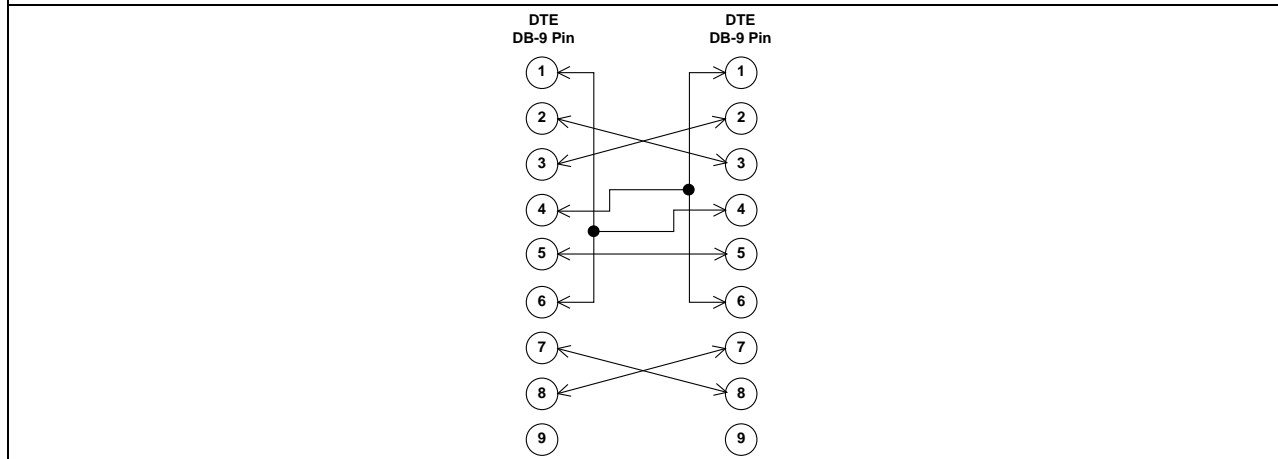
2.0 Making the Right Connection

2.1 COM3 DB9 Connector

The COM3 Port uses a standard DB9 female connector. The suggested connections to the computer are shown in *Figure 4* to *Figure 6*.

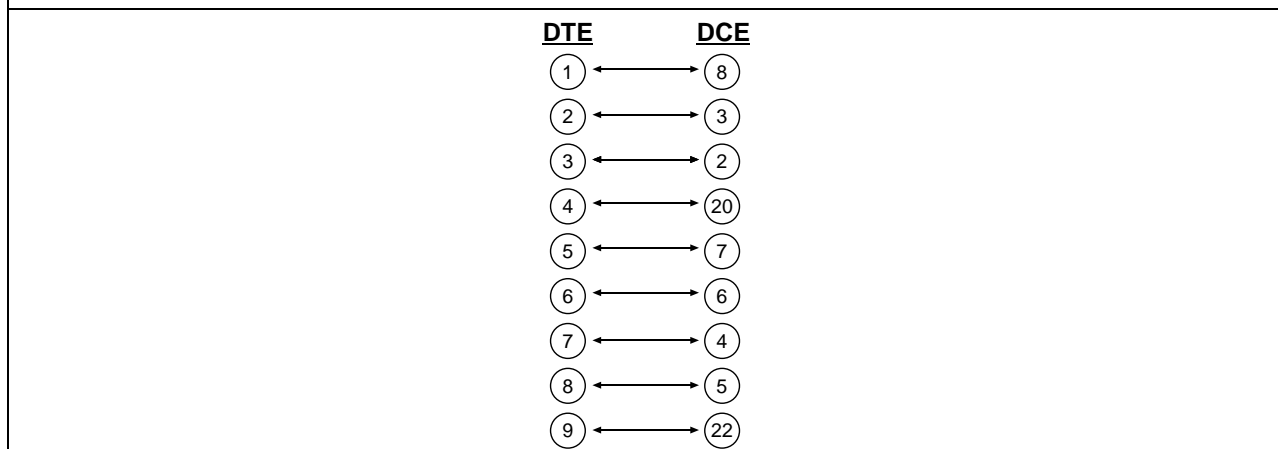
When connecting data terminal equipment (DTE) together (such as a COM1 port to PC serial port), a null-modem cable must be used. One possible configuration for a null-modem cable is shown in *Figure 4*.

Figure 4: Null Modem Cable Configuration



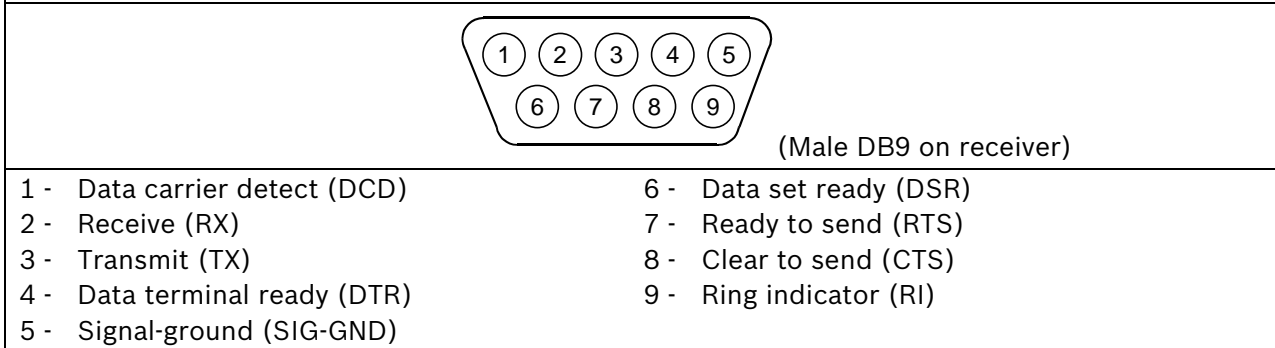
When connecting data terminal equipment to data communication equipment (DCE) (such as the D6600/D6100IPv6/D6100i COM port to a modem), a modem cable should be used (such as a straight-through cable shown in *Figure 5*).

Figure 5: Straight-through Modem Cable Configuration



Each pin of the modem cable is defined in *Figure 6*.

Figure 6: Modem Cable Pin Definitions



2.2 Selecting Program Options in the D6600/D6100IPv6/D6100i

Use the D6600/D6100IPv6/D6100i keypad or the D6200 Programming Software to program the receivers. Below are the recommended selections for programming when connecting the receivers to an automation system. Additional selections can be found in the D6600/D6100IPv6/D6100i Program Entry Guide (P/N: 4998122702).

Table 1: Recommended Programming Selections

Receiver Gateway Number	Selects a number (01 to 99) that is included in every message to the computer in both D6500 and SIA modes
Output Format	Enable computer output messages in the selected format: SIA computer interface standard format, recommended (expanded reporting capabilities) D6500 21-character format output
Baud Rate	Use maximum speed supported by PC
Link Test	Tests if a supervision signal can be sent and received from the central station by the receiver


3.0 Computer Communication Protocols

3.1 D6500 Mode Messages

In D6500 Mode, the line number/group number sent to the computer is only one digit. Refer to Table 2.

Table 2: D6600 Line Number/Group Number Conversion Table

Line# /Group #	Converted to	Line# /Group #	Converted to	Line # /Group #	Converted to	Line # /Group #	Converted to
L01/G01	1	L09/G09	9	L17/G17	H	L25/G25	P
L02/G02	2	L10/G10	A	L18/G18	I	L26/G26	Q
L03/G03	3	L11/G11	B	L19/G19	J	L27/G27	R
L04/G04	4	L12/G12	C	L20/G20	K	L28/G28	S
L05/G05	5	L13/G13	D	L21/G21	L	L29/G29	T
L06/G06	6	L14/G14	E	L22/G22	M	L30/G30	U
L07/G07	7	L15/G15	F	L23/G23	N	L31/G31	V
L08/G08	8	L16/G16	G	L24/G24	O	L32/G32	W

 In D6500 mode, any group that equals 33 is converted to an “X.” Any group greater than or equal to 34 is converted to a “Y.” For lines that are grouped, Gxx appears instead of Lxx. For networked accounts, Nxx appears instead of Lxx and the line number is identified.

3.1.1 Acron Super Fast (Message Type 9)

Acron Super Fast Example

D6500 Byte Description

1	2	3	4	5	6	7	8	9	10	11	12	13	14	15	16	17	18	19	20	21	22
h	9	r	r	l	s	s	s	s	a	a	a	a	C	C	C	C	C	C	C	C	t

Table 3: Message Type 9 (Acron Super Fast) Byte Description

#	Title	Description
1	Header Character (h)	Optional. Check with the computer automation software for compatibility.
2	Message Type	9
3-4	Receiver Number	Receiver gateway number from 01 to 99.
5	Line/Group Number	Line number in the receiver gateway that sent the message.
6-9	Spaces	Six spaces.
10-13	Account Number	Account number, four digits.
14-21	Channels	Channels 1 to 8
22	Trailer Character	Typically, this is HEX 14.

3.1.2 Ademco 4-1 Express (Message Type b)

4-1 Express Example	D6500 Byte Description																					
	1	2	3	4	5	6	7	8	9	10	11	12	13	14	15	16	17	18	19	20	21	22
	h	b	r	r	l	s	s	s	s	s	s	a	a	a	a	s	E	s	s	s	X	t

Table 4: Message Type b (Ademco 4-1 Express) Byte Description

#	Title	Description
1	Header Character (h)	Optional. Check with the computer automation software for compatibility.
2	Message Type	b
3-4	Receiver Number	Receiver gateway number from 01 to 99.
5	Line/Group Number	Line number in the receiver gateway that sent the message.
6-11	Spaces	Six spaces.
12-15	Account Number	Account number, four digits.
16	Space	One space.
17	E	Event Code, "A" as the default.
18-20	Spaces	Three spaces.
21	X	Zone number.
22	Trailer Character	Typically, this is HEX 14.

3.1.3 Ademco 4-2 Express (Message Type c)

4-2 Express
Example

D6500 Byte Description																					
1	2	3	4	5	6	7	8	9	10	11	12	13	14	15	16	17	18	19	20	21	22
h	c	r	r	l	s	s	s	s	s	s	a	a	a	a	s	E	s	s	X	Y	t

Table 5: Message Type c (Ademco 4-2 Express) Byte Description

#	Title	Description
1	Header Character (h)	Optional. Check with the computer automation software for compatibility.
2	Message Type	c
3-4	Receiver Number	Receiver gateway number from 01 to 99.
5	Line/Group Number	Line number in the receiver gateway that sent the message.
6-11	Spaces	Six spaces.
12-15	Account Number	Account number, four digits.
16	Space	One space.
17	E	Event Code, "A" as the default.
18-19	Spaces	Two spaces.
20-21	XY	Event code and zone number.
22	Trailer Character	Typically, this is HEX 14.

3.1.4 Ademco Contact-ID (Message Type a)

Contact ID	D6500 Byte Description																					
Example	1	2	3	4	5	6	7	8	9	10	11	12	13	14	15	16	17	18	19	20	21	22
	h	a	r	r	l	s	a	a	a	a	1	8	Q	X	Y	Z	G	G	C	C	C	t

Table 6: Message Type a (Ademco Contact ID) Byte Description

#	Title	Description
1	Header Character (h)	Optional. Check with the computer automation software for compatibility.
2	Message Type	a
3-4	Receiver Number	Receiver gateway number from 01 to 99.
5	Line/Group Number	Line number in the receiver gateway that sent the message.
6	Space	One space.
7-10	Account Number	Account number, four digits.
11-12	18	Ademco Contact-ID format number
13	Qualifier	Qualifier, 1=New event or opening, 3=New restore or closing, 6=Previous event.
14-16	XYZ	Class code and event code (see <i>Appendix A: Contact ID Event Code Classifications</i>).
17-18	GG	Group number.
19-21	CCC	Zone codes or user ID.
22	Trailer Character	Typically, this is HEX 14.


3.1.5 Ademco 10-Digit Contact-ID (Message Type a)

Contact ID Example	D6500 Byte Description													
	1	2	3	4	5	6	7	8	9	10	11	12	13	14
	h	a	r	r	l	s	a	a	a	a	a	a	a	a
	15	16	17	18	19	20	21	22	23	24	25	26	27	28
	a	a	5	8	Q	X	Y	Z	G	G	C	C	C	t

Table 7: Message Type a (Ademco 10-Digit) Byte Description

#	Title	Description
1	Header Character (h)	Optional. Check with the computer automation software for compatibility.
2	Message Type	ASCII a. Message Type a for Ademco Contact-ID format.
3-4	Receiver Number	Receiver gateway number from 01 to 99.
5	Line Card Number	Line number in the receiver gateway that sent the message.
6	Space	One space.
7-16	Account Number	Account number, 10 digits.
17-18	58	Ademco Contact-ID format number for 10 digits account.
19	Qualifier	Qualifier, 1=New event or opening, 3=New restore or closing, 6=Previous event.
20-22	XYZ	Class code and event code (see <i>Appendix A: Contact ID Event Code Classifications</i>).
23-24	GG	Group number.
25-27	CCC	Zone codes or user ID.
28	Trailer Character	Typically, this is HEX 14.

3.1.6 Ademco High Speed, 4-8-1 (Message Type f)

 SCANCOM 4-8-1, 5-8-1, 6-8-1 - Available Upon Request

High
Speed
Example

D6500 Byte Description																							
1	2	3	4	5	6	7	8	9	10	11	12	13	14	15	16	17	18	19	20	21	22	23	24
h	f	r	r	l	a	a	a	a	a	s	C	C	C	C	s	C	C	C	C	s	C	t	

Table 8: Message Type f (Ademco High Speed, 4-8-1) Byte Description

#	Title	Description
1	Header Character (h)	Optional. Check with the computer automation software for compatibility.
2	Message Type	f
3-4	Receiver Number	Receiver gateway number from 01 to 99.
5	Line/Group Number	Line number in the receiver gateway that sent the message.
6-11	Account Number	Account number, up to six digits. Account number less than six characters is right aligned with leading ASCII spaces.
12	Space	One space.
13-16	CCCC	Channels 1 to 4.
17	Space	One space.
18-21	CCCC	Channels 5 to 8.
22	Space	One space.
23	C	Supervisory channel.
24	Trailer Character	Typically, this is HEX 14.

3.1.7 ADT SIA (Message Type S)

ADT SIA Example	D6500 Byte Description																				
	1	2	3	4	5	6	7	8	9	10	11	12	13	14	15	16	17	18	19	20	21
	h	S	r	r	l	[#	a	a	a	a		d	a	m	m	-	d	d	-	y
	22	23	24	25	26	27	28	29	30	31	32	33	34	35	36	37	38	39	40	41	42
	y	t	l	h	h	:	m	m	:	s	s	E	M	M	Z	Z	Z	Z	/	***	t

Table 9: ADT SIA (Message Type S) Byte Description

#	Title	Description
1	Header Character (h)	Optional. Check with the computer automation software for compatibility.
2	Message Type	S
3-4	Receiver Number	Receiver gateway number from 01 to 99.
5	Line/Group Number	Line number in the receiver gateway that sent the message.
6	space	One space.
7	#	#
8-11	Account Number	Up to sixteen digits in the account number.
12		Separator. Indicates more data positions after account number.
13-32	Date and Time	Date and time.
33	E	SIA block code.
34-35	Event Code	SIA event code (refer to <i>Appendix G: ADT SIA Report Codes</i>).
36-39	Zone	Zone number.
40	/	Separator.
41	***	Next block of data.
42	Trailer Character	Typically, this is HEX 14.

3.1.8 Caller ID (Message Type e)

Caller ID Example	D6500 Byte Description																					
	1	2	3	4	5	6	7	8	9	10	11	12	13	14	15	16	17	18	19	20	21	22
	h	e	r	r	1	T	T	T	T	T	T	T	T	T	T	T	T	T	T	T	T	t

Table 10: Caller ID (Message Type e) Byte Description

#	Title	Description
1	Header Character (h)	Optional. Check with the computer automation software for compatibility.
2	Message Type	e
3-4	Receiver Number	Receiver gateway Number from 01 to 99.
5	Line/Group Number	Line number in the receiver gateway that sent the message.
6-21	Caller ID	Up to sixteen digits, Caller ID with less than sixteen characters is right aligned with leading ASCII spaces.
22	Trailer Character	Typically, this is HEX 14.

3.1.9 CFSK (Message Type i)

CFSK Example	D6500 Byte Description																					
	1	2	3	4	5	6	7	8	9	10	11	12	13	14	15	16	17	18	19	20	21	22
	h	i	r	r	l	s	s	s	s	a	a	a	a	a	a	T	T	E	E	s	s	t

Table 11: CFSK (Message Type i) Byte Description

#	Title	Description
1	Header Character (h)	Optional. Check with the computer automation software for compatibility.
2	Message Type	i
3-4	Receiver Number	Receiver gateway number from 01 to 99.
5	Line/Group Number	Line number in the receiver gateway that sent the message.
6-9	Spaces	Four spaces.
10-15	Account Number	Six digit account number.
16-17	TT	Event Code.
18-19	EE	Zone/User ID.
20-21	Spaces	Two spaces.
22	Trailer Character	Typically, this is HEX 14.

3.1.10 Common Formats (Message Type 1)

Type 1
Example

D6500 Byte Description																					
1	2	3	4	5	6	7	8	9	10	11	12	13	14	15	16	17	18	19	20	21	22
h	l	r	r	l	a	a	a	a	a	a	a	a	a	a	E	E	y	y	y	y	t

Table 12: Common Formats (Message Type 1) Byte Description

#	Title	Description
1	Header Character (h)	Optional. Check with the computer automation software for compatibility.
2	Message Type	1
3-4	Receiver Number	Receiver gateway number from 01 to 99.
5	Line Number	Line number in the receiver gateway that sent the message.
6-15	Account Number	Account number, up to ten digits. Account numbers less than ten characters are right aligned with leading ASCII spaces.
16-17	Event Code	Event codes define the type of signal received and interpreted by the D6500 receiver gateway.
18-21	Zone Number	Zone or ID number sent by the communicator. Zone numbers less than four digits are right aligned with leading ASCII spaces.
22	Trailer Character	Typically, this is HEX 14.

The receiver gateway sends the 3-1, 4-1, 4-2, single round, double round, extended pulse formats, BFSK, Modem II or Modem IId messages in either D6500 Mode or SIA Mode, depending on the programmable option selected. The receiver gateway also sends internal and ModemIIa² messages in either D6500 mode or SIA mode, depending on the option selected. Refer to *Appendix B: Internal Messages* and *Appendix C: Modem4/ModemIIa²* for a list of the messages and their descriptions.

3.1.11 DNIS/ANI (Message Type N)

DNIS/ANI Example

D6500 Byte Description															
1	2	3	4	5	6	7	8	9	10	11	12	13	14	15	16
H	N	r	r	l	s	D	d	d	d	d	d	d	d	d	d
17	18	19	20	21	22	23	24	25	26	27	28	29	30	31	
d	d	&	a	a	a	a	a	a	a	a	a	a	a	t	

Table 13: DNIS/ANI (Message Type N) Byte Description

#	Title	Description
1	Header Character (H)	Optional. Check with the computer automation software for compatibility.
2	Message Type	N (Capital n).
3-4	Receiver Number	Receiver gateway number from 01 to 99.
5	Line/Group Number	Line number in the receiver gateway that sent the message.
6	Space	One space.
7	DNIS Identifier	DNIS identifier.
8-18	DNIS Number	DNIS number, up to 11 digits.
19	ANI Identifier (&)	ANI identifier.
20-30	ANI Number	ANI number, up to 11 digits.
31	Trailer Character	Typically, this is HEX 14.

3.1.12 DSC 4-3 (Message Type d)

DSC 4-3
Example

D6500 Byte Description																					
1	2	3	4	5	6	7	8	9	10	11	12	13	14	15	16	17	18	19	20	21	22
h	d	r	r	l	s	s	s	s	s	s	a	a	a	a	s	E	s	X	Y	Y	t

Table 14: DSC-4-3 (Message Type d) Byte Description

#	Title	Description
1	Header Character (h)	Optional. Check with the computer automation software for compatibility.
2	Message Type	d
3-4	Receiver Number	Receiver gateway number from 01 to 99.
5	Line/Group Number	Line number in the receiver gateway that sent the message.
6-11	Spaces	Six spaces.
12-15	Account Number	Account number, four digits.
16	Space	One space.
17	E	Event Code, "A" as the default.
18	Space	One space.
19	X	Event code number.
20-21	YY	Zone number.
22	Trailer Character	Typically, this is HEX 14.

3.1.13 FBI Super Fast (Message Type F)

FBI Super
Fast Example

D6500 Byte Description																					
1	2	3	4	5	6	7	8	9	10	11	12	13	14	15	16	17	18	19	20	21	22
h	F	r	r	l	s	s	s	s	s	s	a	a	a	a	T	Z	Z	E	s	s	t

Table 15: FBI Super Fast (Message Type F) Byte Description

#	Title	Description
1	Header Character (h)	Optional. Check with the computer automation software for compatibility.
2	Message Type	F (Capital f).
3-4	Receiver Number	Receiver gateway number from 01 to 99.
5	Line/Group Number	Line number in the receiver gateway that sent the message.
6-11	Spaces	Six spaces.
12-15	Account Number	Account number, four digits.
16	T	Zone type.
17-18	ZZ	Zone number.
19	E	Event type.
20-21	Spaces	Two spaces.
22	Trailer Character	Typically, this is HEX 14.

3.1.14 ITI (Message Type I)

ITI Example

D6500 Byte Description																					
1	2	3	4	5	6	7	8	9	10	11	12	13	14	15	16	17	18	19	20	21	22
h	l	r	r	l	s	s	s	a	T	a	a	a	a	G	l	Z	Z	E	W	N	t

Table 16: ITI (Message Type I) Byte Description

#	Title	Description
1	Header Character (h)	Optional. Check with the computer automation software for compatibility.
2	Message Type	I (Capital i).
3-4	Receiver Number	Receiver gateway number from 01 to 99.
5	Line/Group Number	Line number in the receiver gateway that sent the message.
6-8	Spaces	Three spaces.
9	Account Number	First digit account number.
10	Panel Type	Control panel Type.
11-14	Account Number	Next four digit account number.
15	G	Group number.
16	l	Open/close (O/C) User ID.
17-18	ZZ	Zone number.
19	E	Condition code.
20	W	Protection level was.
21	N	Protection level is.
22	Trailer Character	Typically, this is HEX 14.

3.1.15 Link Test (Message Type 1)

Link Test Example

D6500 Byte Description																					
1	2	3	4	5	6	7	8	9	10	11	12	13	14	15	16	17	18	19	20	21	22
h	1	r	r	0	s	s	s	s	s	s	s	s	s	s	s	@	s	s	s	s	t

The D6600/D6100IPv6/D6100i can automatically generate this message at the programmed intervals.

Table 17: Link Test (Message Type 1) Byte Description

#	Title	Description
1	Header Character (h)	Optional. Check with the computer automation software for compatibility.
2	Message Type	1
3-4	Receiver Number	Receiver gateway number from 01 to 99.
5	Line Number	Line number as zero for link test.
6-15	Spaces	Eleven spaces.
16-17	Event Code	Event code is @ for link test.
18-21	Spaces	Four spaces.
22	Trailer Character	Typically, this is HEX 14.

3.1.16 Robofon (Message Type j)

Robofon Example

D6500 Byte Description																					
1	2	3	4	5	6	7	8	9	10	11	12	13	14	15	16	17	18	19	20	21	22
h	j	r	r	l	s	s	s	s	a	a	a	a	a	a	E	E	s	s	s	s	t

Table 18: Robofon (Message Type j) Byte Description

#	Title	Description
1	Header Character (h)	Optional. Check with the computer automation software for compatibility.
2	Message Type	j
3-4	Receiver Number	Receiver gateway number from 01 to 99.
5	Line/Group Number	Line number in the receiver gateway that sent the message.
6-9	Spaces	Four spaces.
10-15	Account Number	Six digit account number.
16-17	EE	Event code.
18-21	Spaces	Four spaces.
22	Trailer Character	Typically, this is HEX 14.

3.1.17 SESCOA Super Speed (Message Type 7)

SESCOA Super Speed Example	D6500 Byte Description																					
	1	2	3	4	5	6	7	8	9	10	11	12	13	14	15	16	17	18	19	20	21	22
	h	7	r	r	l	s	s	s	s	s	s	a	a	a	a	s	l	A	A	C	s	t

Table 19: SESCOA Super Speed (Message Type 7) Byte Description

#	Title	Description
1	Header Character (h)	Optional. Check with the computer automation software for compatibility.
2	Message Type	7
3-4	Receiver Number	Receiver gateway number from 01 to 99.
5	Line/Group Number	Line number in the receiver gateway that sent the message.
6-11	Spaces	Six spaces.
12-15	Account Number	Account number, four digits.
16	Space	One space.
17	l	Event code.
18-19	AA	Two digit zone code or the first two digits user code.
20	C	Space if zone report, or the last digit user code.
21	s	One space.
22	Trailer Character	Typically, this is HEX 14.

3.1.18 Scancom 4-16-1, 5-16-1, 6-16-1 - Available Upon Request (Message Type g)

Scancom 4-16-1, 5-16-1, 6-16-1 Example

D6500 Byte Description																
1	2	3	4	5	6	7	8	9	10	11	12	13	14	15	16	17
h	g	r	r	l	a	a	a	a	a	a	s	C	C	C	C	s
18	19	20	21	22	23	24	25	26	27	28	29	30	31	32	33	34
C	C	C	C	s	C	C	C	C	s	C	C	C	C	s	C	t

Table 20: Scancom 4-16-1, 5-16-1, 6-16-1 - Available Upon Request (Message Type g) Byte Description

#	Title	Description
1	Header Character (h)	Optional. Check with the computer automation software for compatibility.
2	Message Type	g
3-4	Receiver Number	Receiver gateway number from 01 to 99.
5	Line/Group Number	Line number in the receiver gateway that sent the message.
6-11	Account Number	Account number up to six digits. Account numbers less than six characters are right aligned with leading ASCII spaces.
12	Space	One space.
13-16	CCCC	Channels 1 to 4.
17	Space	One space.
18-21	CCCC	Channels 5 to 8.
22	Space	One space.
23-26	CCCC	Channels 9 to 12.
27	Space	One space.
28-31	CCCC	Channels 13 to 16.
32	Space	One space.
33	C	Supervisory channel.
34	Trailer Character	Typically, this is HEX 14.

3.1.19 Scancom 4-24-1, 5-24-1, 6-24-1 - Available Upon Request (Message Type h)

Scancom 4-24-1 Example	D6500 Byte Description																					
	1	2	3	4	5	6	7	8	9	10	11	12	13	14	15	16	17	18	19	20	21	22
	h	h	r	r	l	a	a	a	a	a	s	C	C	C	C	s	C	C	C	C	s	
	23	24	25	26	27	28	29	30	31	32	33	34	35	36	37	38	39	40	41	42	43	44
	C	C	C	C	s	C	C	C	C	s	C	C	C	C	s	C	C	C	C	s	C	t

Table 21: Scancom 4-24-1, 5-24-1, 6-24-1 - Available Upon Request (Message Type h) Byte Description

#	Title	Description
1	Header Character (h)	Optional. Check with the computer automation software for compatibility.
2	Message Type	h
3-4	Receiver Number	Receiver gateway number from 01 to 99.
5	Line/Group Number	Line number in the receiver gateway that sent the message.
6-11	Account Number	Account number up to six digits. Account numbers less than six characters are right aligned with leading ASCII spaces.
12	Space	One space.
13-16	CCCC	Channels 1 to 4.
17	Space	One space.
18-21	CCCC	Channels 5 to 8.
22	Space	One space.
23-26	CCCC	Channels 9 to 12.
27	Space	One space.
28-31	CCCC	Channels 13 to 16.
32	Space	One space.
33-36	CCCC	Channels 17 to 20.
37	Space	One space.
38-41	CCCC	Channels 21 to 24.
42	Space	One space.
43	C	Supervisory channel.
44	Trailer Character	Typically, this is HEX 14.

3.1.20 Seriee FSK (Message Type k)

Seriee FSK
Example

D6500 Byte Description																					
1	2	3	4	5	6	7	8	9	10	11	12	13	14	15	16	17	18	19	20	21	22
h	k	r	r	l	s	s	s	s	s	s	a	a	a	a	a	s	E	s	Z	Z	t

Table 22: Seriee FSK (Message Type k) Byte Description

#	Title	Description
1	Header Character (h)	Optional. Check with the computer automation software for compatibility.
2	Message Type	k
3-4	Receiver Number	Receiver gateway number from 01 to 99.
5	Line/Group Number	Line number in the receiver gateway that sent the message.
6-11	Spaces	Six spaces.
12-16	Account Number	Five digit account number.
17	Space	One space.
18	E	Event code.
19	Space	One space.
20 -21	ZZ	Zone number.
22	Trailer Character	Typically, HEX 14.

3.1.21 Seriee DTMF (Message Type I)

Seriee DTMF Example

D6500 Byte Description																					
1	2	3	4	5	6	7	8	9	10	11	12	13	14	15	16	17	18	19	20	21	22
h	l	r	r	l	L	L	*	a	a	a	a	a	a	*	...						t

Table 23: Seriee DTMF (Message Type I) Byte Description

#	Title	Description
1	Header Character (h)	Optional. Check with the computer automation software for compatibility.
2	Message Type	1 (lowercase L).
3-4	Receiver Number	Receiver gateway number from 01 to 99.
5	Line/Group Number	Line number in the receiver gateway that sent the message.
6-7	LL	Data length.
8	*	Data separator.
9-14	Account number	Four, five or six account numbers.
15	*	Data separator.
16-21	***	DTMF Seriee Data.
22	Trailer Character	Typically, HEX 14.

3.1.22 SIA (Message Type S)

SIA Example	D6500 Byte Description																					
Defined	1	2	3	4	5	6	7	8	9	10	11	12	13	14	15	16	17	18	19	20	21	22
Messages	h	S	r	r	l	[#	a	a	a	a		E	M	M	Z	Z	Z	Z	/	***]	t

Table 24: SIA (Message Type S) Byte Description

#	Title	Description
1	Header Character (h)	Optional. Check with the computer automation software for compatibility.
2	Message Type	S
3-4	Receiver Number	Receiver gateway number from 01 to 99.
5	Line/Group Number	Line number in the receiver gateway that sent the message.
6	[Open bracket.
7	#	#
8-11	Account Number	Up to sixteen digits may be used in the account number.
12		Separator, indicates more data positions after account number.
13	E	SIA block code.
14-15	Event Code	SIA Event code.
16-19	Zone	Zone number.
20	/	Separator.
21	***]	Next block of data.
22	Trailer Character	Typically, HEX 14.

Undefined Messages

When an SIA message contains unprintable characters (unprintable characters are out of ASCII range 0x32-0x7E) or without an account block:

SIA Example	D6500 Byte Description											
	1	2	3	4	5	6	7	...	N-1	N		
	h	S	r	r	L	[data]	t		

Table 25: SIA (Message Type S) Byte Description

#	Title	Description
1	Header Character (h)	Optional. Check with the computer automation software for compatibility.
2	Message Type	S
3-4	Receiver Number	Receiver gateway number from 01 to 99.
5	Line/Group Number	Line number in the receiver gateway that sent the message.
6	[Open bracket.
7-(N-2)	data	The received SIA message contains hex characters either with or without account portion.
N	Trailer Character	Typically, HEX 14.

3.1.23 Silent Knight FSK0 (Message Type 1)


Silent Knight FSK0 Example

D6500 Byte Description																					
1	2	3	4	5	6	7	8	9	10	11	12	13	14	15	16	17	18	19	20	21	22
h	1	r	r	l	s	s	s	s	s	s	a	a	a	a	s	E	s	s	s	Z	t

Table 26: Silent Knight FSK1 (Message Type m) Byte Description

#	Title	Description
1	Header Character (h)	Optional. Check with the computer automation software for compatibility.
2	Message Type	1
3-4	Receiver Number	Receiver gateway number from 01 to 99.
5	Line/Group Number	Line number in the receiver gateway that sent the message.
6-11	Spaces	Six spaces.
12-15	Account Number	Four digit account number.
16	Spaces	One space.
17	E	Event code.
18-20	Space	Three spaces.
21	Zone number	Zone number.
22	Trailer Character	Typically, HEX 14.

Optional Silent Knight SK1 (Message Type m):

 If Menu Item 2.5.16 in the D6600/D6100IPv6/D6100i Receiver is equal to 1, the following output is used.

Silent Knight FSK1 Example	D6500 Byte Description																					
	1	2	3	4	5	6	7	8	9	10	11	12	13	14	15	16	17	18	19	20	21	22
	h	m	r	r	l	s	a	a	a	a	a	a	a	a	“	Z	Z	“	...			t

Table 27: Optional Silent Knight SK1 (Message Type m) Byte Description

#	Title	Description
1	Header Character (h)	Optional. Check with the computer automation software for compatibility.
2	Message Type	m
3-4	Receiver Number	Receiver gateway number from 01 to 99.
5	Line/Group Number	Line number in the receiver gateway that sent the message.
6	Spaces	One space.
7-14	Account Number	Maximum eight-digit account code. If the account code is less than eight digits, enter the actual number of digits without a leading space.
15	“	Separator.
16-17	ZZ	First zone number, up to eight reports, one report has two digits.
18	“	Separator.
19	***	More data.
21	Trailer Character	Typically, HEX 14.

Table 28: Silent Knight Automation Format

Report Code	Description	To Automation		Note
		2 5 16=0(EZZ)	2 5 16=1(ZZ)	
00:	Alarm Panic	PAss	00	
01 to 08:	Alarm 01 to 08	sA0x	01 to 08	x=1 to 8
09:	Holdup	HAss	09	
10 to 19:	Alarm 10 to 19	sA1x	10 to 19	x=0 to 9
20 to 29:	Alarm Restore 10 to 19	sH1x	20 to 29	x=0 to 9
30:	Test Code	sXss	30	
31:	Trouble Line 1	LT01	31	
32:	Trouble Line 2	LT02	32	
33:	Expand Trouble	ETss	33	
34:	Forced Access	DFss	34	
35:	Restore Line 1	LR01	35	
36:	Restore Line 2	LR02	36	
37:	Expand Restore	ERss	37	
38:	Cancel Code	OCss	38	
39:	Data Lost	RTss	39	
40:	Closing	CL00	40	
41 to 49:	Closing 01 to 09	CL0x	41 to 49	x=1 to 9
50 to 59:	Bypass 10 to 19	sB1x	50 to 59	x=0 to 9
60:	Trouble AC	ATss	60	
61 to 68:	Trouble 01 to 08	sT0x	61 to 68	x=1 to 8
69:	Trouble BAT	YTss	69	
70:	Restore AC	ARss	70	
71 to 78:	Restore 01 to 08	sRss	71 to 78	
79:	Restore BAT	YRss	79	
80:	Access	DS00	80	
81 to 89:	Access 01 to 09	DG0x	80 to 89	x=1 to 9
90:	Opening	OP00	90	
91 to 99:	Opening 01 to 09	OP0x	91 to 99	


3.1.24 Silent Knight FSK1 (Message Type m)

Silent Knight FSK1 Example	D6500 Byte Description																											
	1	2	3	4	5	6	7	8	9	10	11	12	13	14	15	16	17	18	19	21-28	29							
	h	m	r	r	l	s	a	a	a	a	a	a	a	a	“	E	E	Z	Z	...	t							

Table 29: Silent Knight FSK1 (Message Type m) Byte Description

#	Title	Description
1	Header Character (h)	Optional. Check with the computer automation software for compatibility.
2	Message Type	m
3-4	Receiver Number	Receiver gateway number from 01 to 99.
5	Line/Group Number	Line number in the receiver gateway that sent the message.
6	Spaces	One space.
7-14	Account Number	Maximum 8-digit account code. If the account code is less than 8 digits, enter the actual number of digits without a leading space.
15	“	Separator.
16-19	EEZZ	First event and zone number. If this is the only event, it will be ended with the terminator. Up to 8 reports. One report has 4 digits: 1-digit event code, 1-digit condition code, 2-digit zone code.
20	“	Separator.
21 - 28	***	Next data.
28	Trailer Character	Typically, HEX 14.

Optional Silent Knight SK1 (Message Type m):

 If Menu Item 2.5.16 in the D6600/D6100IPv6/D6100i Receiver is equal to 1, the following output is used.

Silent Knight FSK1 Example	D6500 Byte Description																				
	1	2	3	4	5	6	7	8	9	10	11	12	13	14	15	16	17	18	19	21	
	h	m	r	r	l	s	a	a	a	a	a	a	a	a	"	Z	Z	"	...	t	

Table 30: Optional Silent Knight SK1 (Message Type m) Byte Description

#	Title	Description
1	Header Character (h)	Optional. Check with the computer automation software for compatibility.
2	Message Type	m
3-4	Receiver Number	Receiver gateway number from 01 to 99.
5	Line/Group Number	Line number in the receiver gateway that sent the message.
6	Spaces	One space.
7-14	Account Number	Maximum eight-digit account code. If the account code is less than eight digits, enter the actual number of digits without a leading space.
15	"	Separator.
16-17	ZZ	First zone number, up to eight reports, one report has two digits.
18	"	Separator.
19	***	More data.
21	Trailer Character	Typically, HEX 14.

Table 31: Silent Knight Automation Format

Report Code	Description	To Automation		Note
		2 5 16=0(EZZ)	2 5 16=1(ZZ)	
00:	Alarm Panic	PAss	00	
01 to 08:	Alarm 01 to 08	sA0x	01 to 08	x=1 to 8
09:	Holdup	HAss	09	
10 to 19:	Alarm 10 to 19	sA1x	10 to 19	x=0 to 9
20 to 29:	Alarm Restore 10 to 19	sH1x	20 to 29	x=0 to 9
30:	Test Code	sXss	30	
31:	Trouble Line 1	LT01	31	
32:	Trouble Line 2	LT02	32	
33:	Expand Trouble	ETss	33	
34:	Forced Access	DFss	34	
35:	Restore Line 1	LR01	35	
36:	Restore Line 2	LR02	36	
37:	Expand Restore	ERss	37	
38:	Cancel Code	OCss	38	
39:	Data Lost	RTss	39	
40:	Closing	CL00	40	
41 to 49:	Closing 01 to 09	CL0x	41 to 49	x=1 to 9
50 to 59:	Bypass 10 to 19	sB1x	50 to 59	x=0 to 9
60:	Trouble AC	ATss	60	
61 to 68:	Trouble 01 to 08	sT0x	61 to 68	x=1 to 8
69:	Trouble BAT	YTss	69	
70:	Restore AC	ARss	70	
71 to 78:	Restore 01 to 08	sRss	71 to 78	
79:	Restore BAT	YRss	79	
80:	Access	DS00	80	
81 to 89:	Access 01 to 09	DG0x	80 to 89	x=1 to 9
90:	Opening	OP00	90	
91 to 99:	Opening 01 to 09	OP0x	91 to 99	

3.1.25 Silent Knight FSK2 (Message Type m)

Silent Knight FSK2 Example	D6500 Byte Description																					
	1	2	3	4	5	6	7	8	9	10	11	12	13	14	15	16	17	18	19	20	21	22
	h	m	r	r	l	s	a	a	a	a	a	a	a	a	“	E	E	Z	Z	“	***	t

Table 32: Silent Knight FSK2 (Message Type m) Byte Description

#	Title	Description
1	Header Character (h)	Optional. Check with the computer automation software for compatibility.
2	Message Type	m
3-4	Receiver Number	Receiver gateway number from 01 to 99.
5	Line/Group Number	Line number in the receiver gateway that sent the message.
6	Spaces	One space.
7-14	Account Number	Maximum eight-digit account code. If the account code is less than eight digits, enter the actual number of digits without a leading space.
15	“	Separator.
16-19	EEZZ	First event and zone number. If this is the only event, it will be ended with the terminator. Up to eight reports. One report has four digits: one-digit event code, one-digit condition code, two-digit zone code.
20	“	Separator.
21	***	Next data.
22	Trailer Character	Typically, HEX 14.

3.1.26 Silent Knight FSK80 D6500 mode (Message Type 1)

Silent Knight FSK80 Example	D6500 Byte Description																					
	1	2	3	4	5	6	7	8	9	10	11	12	13	14	15	16	17	18	19	20	21	22
	h	1	r	r	l	s	s	s	s	s	s	A	A	A	A	s	A	s	s	X	Y	t

Table 33: Silent Knight FSK80 (Message Type 1) Byte Description

#	Title	Description
1	Header Character (h)	Optional. Check with the computer automation software for compatibility.
2	Message Type	1
3-4	Receiver Number	Receiver gateway number from 01 to 99.
5	Line/Group Number	Line number in the receiver gateway that sent the message.
6-11	Spaces	
12-15	Account Number	Four-digit account number.
16	Space	
17	Filler character A	Always char "A".
18-19	Spaces	
20-21	XY	Two-digit alarm zone code.
24	Trailer Character	Typically, HEX 14.

3.1.27 Telim (Message Type n)

Telim Example

D6500 Byte Description																
1	2	3	4	5	6	7	8	9	10	11	12	13	14	15	16	17
h	n	R	R	L	s	A	A	A	A	A	A	s	E	T	T	Z
18	19	20	21	22	23	24	25	26	27	28	29	30	31	32	33	
Z	Z	Z	Z	Z	Z	Z	Z	Z	Z	Z	Z	Z	Z	Z	t	Z

Table 34: Telim (Message Type n) Byte Description

#	Title	Description
1	Header Character (h)	Optional. Check with the computer automation software for compatibility.
2	Message Type	n
3-4	Receiver Number	Receiver gateway number from 01 to 99.
5	Line/Group Number	Line number in the receiver gateway that sent the message.
6	Space	One space.
7-12	Account Number	Six digit account number.
13	Space	One space.
14	E	Event code.
15-32	TTZZZZZZZZZZ ZZ	Input line number.
33	Trailer Character	Typically, HEX 14.

3.1.28 Text Message (Message Type 3)

Type 3
Example

D6500 Byte Description																					
1	2	3	4	5	6	7	8	9	10	11	12	13	14	15	16	17	18	19	20	21	22
h	3	r	r	l	P	R	l	N	T	E	R					v	v	.	v	v	t

Table 35: Text Message (Message Type 3) Byte Description

#	Title	Description
1	Header Character (h)	Optional. Check with the computer automation software for compatibility.
2	Message Type	3
3-4	Receiver Number	Receiver gateway number from 01 to 99.
5	Line Number	Line number fixed at 1.
6-21	Message Text	Sixteen characters in length.
22	Trailer Character	Typically, HEX 14.

3.1.29 Varitech FSK 4-1 (Message Type 1)

Varitech FSK
4-1 Example

D6500 Byte Description																					
1	2	3	4	5	6	7	8	9	10	11	12	13	14	15	16	17	18	19	20	21	22
h	1	r	r	l	s	s	s	s	s	s	a	a	a	a	s	E	s	s	s	X	t

Table 36: Varitech FSK 4-1 (Message Type 1) Byte Description

#	Title	Description
1	Header Character (h)	Optional. Check with the computer automation software for compatibility.
2	Message Type	1
3-4	Receiver Number	Receiver gateway number from 01 to 99.
5	Line/Group Number	Line number in the receiver gateway that sent the message.
6-11	Spaces	Six spaces.
12-15	Account Number	Four digit account number.
16	Space	One space.
17	E	Event code.
18-20	Spaces	Three spaces.
21	X	Zone number.
22	Trailer Character	Typically, HEX 14.

3.1.30 Varitech FSK 4-2 (Message Type 1)

Varitech FSK
4-2 Example

D6500 Byte Description																					
1	2	3	4	5	6	7	8	9	10	11	12	13	14	15	16	17	18	19	20	21	22
h	1	r	r	l	s	s	s	s	s	s	a	a	a	a	s	E	s	s	X	Y	t

Table 37: Varitech FSK 4-2 (Message Type 1) Byte Description

#	Title	Description
1	Header Character (h)	Optional. Check with the computer automation software for compatibility.
2	Message Type	1
3-4	Receiver Number	Receiver gateway number from 01 to 99.
5	Line/Group Number	Line number in the receiver gateway that sent the message.
6-11	Spaces	Six spaces.
12-15	Account Number	Four digit account number.
16	Space	One space.
17	E	Event code.
18-19	Spaces	Two spaces.
20-21	XY	Zone number.
22	Trailer Character	Typically, HEX 14.

3.1.31 VONK (Message Type V)

VONK	D6500 Byte Description																							
Example	1	2	3	4	5	6	7	8	9	10	11	12	13	14	15	16	17	18	19	20	21	22	23	24
	h	V	r	r	l	A	A	1	2	3	4	5	6	7	8	9	A	B	C	D	E	F	G	t

Table 38: VONK (Message Type V) Byte Description

#	Title	Description
1	Header Character (h)	Optional. Check with the computer automation software for compatibility.
2	Message Type	V
3-4	Receiver Number	Receiver gateway number from 01 to 99.
5	Line/Group Number	Line number in the receiver gateway that sent the message.
6-7	Account Number	Two digit account number.
8-23	Zone status	Status of zones 1 to 16. If the zone is Closed, a "."(period) is in this position. If the zone is Open, 1 to G appears in this position.
24	Trailer Character	Typically, HEX 14

3.1.32 X-SIA Text (Message Type S)

X-SIA Example	D6500 Byte Description																					
	1	2	3	4	5	6	7	8	9	10	11	12	13	14	15	16	17	18	19	20	21	22
	h	S	r	r		[#	a	a	a	a		E	M	M	Z	Z	Z	Z	*	`	T
	23	24	25	26	27	28	29	30	31	32	33	34	35	36	37	38	39	40	41	42		
	T	T	T	T	T	T	T	T	T	T	T	T	T	'	N	M	/	*	*	*	t	

Table 39: X-SIA Text (Message Type S) Byte Description

#	Title	Description
1	Header Character (h)	Optional. Check with the computer automation software for compatibility.
2	Message Type	S
3-4	Receiver Number	Receiver gateway number from 01 to 99.
5	Line/Group Number	Line number in the receiver gateway that sent the message.
6	[Open bracket.
7	#	#
8-11	Account Number	Use up to sixteen digits in the account number.
12		Separator. Indicates more data positions after account number.
13	E	SIA block code.
14-15	MM	SIA event code.
16-19	ZZZZ	Zone number.
20	*	Text identifier.
21	'	Quotation mark (single).
22-34	TT...T	13 character text string.
35	'	Quotation mark (single).
36-37	NM	Unit field characters.
38	/	Separator.
39-41	***	Next block of data.
42	Trailer Character	Typically, HEX 14.

3.1.33 SafeCom (Message Type p)

SafeCom Example

D6500 Byte Description																
1	2	3	4	5	6	7	8	9	10	11	12	13	14	...	N-1	N
h	p	r	r	l	A	A	A	A	E	E	E	E	...	data...		t

Table 40: SafeCom (Message Type p) Byte Description

#	Title	Description
1	Header Character (h)	Optional. Check with the computer automation software for compatibility.
2	Message Type	p
3-4	Receiver Number	Receiver gateway number from 01 to 99.
5	Line Card Number	Line number in the receiver gateway that sent the message.
6-9	Account Number	Four digits.
10-13	Event Code	Four digits.
14-(N-1)	Data	Parameter data for event code.
N	Trailer Character	Typically, HEX 14.

3.2 SIA Mode Messages

Use the SIA mode for central station monitoring.

3.2.1 Acron Super Fast (Message Type 9)

Acron Super Fast Example

SIA Mode Description
<LF><CRC><9><sequence#><receiver#><line#>[#aaaa CCCCCCCC]<CR>

Table 41: Acron Super Fast (Message Type 9) Byte Description

Title	Description
L	Standard line feed character.
CRC	Cyclical redundancy check number.
Message Type	9
sequence#	The message sequence number. The valid sequence number range is 0001 to 9999.
receiver#	The receiver gateway that sent the message. Valid digits are 01 to 99 for the D6600/D6100/D6100IPv6.
line# (Line/Group #)	The line number of the line in the receiver gateway that sent the message. Valid digits are 00 to 99. The receiver uses Line 0 (zero) for internal messages.
account#	The communicator's account number has four digits.

Figure 7: Message sent to printer

```
mm/ddshh:mmsLxxsACNsACCTsaaaa
+++sACCTsaaaasCCCCsCCCC
```



For lines that are grouped, Gxx appears instead of Lxx.

Table 42: Acron Super Fast (Message Type 9) Printer Output

Characters	Description
ACN	Acron Super Fast format.
Lxx	Line number.
Gxx	Grouped line numbers.

3.2.2 Ademco Contact-ID (Message Type a)

Contact-ID	SIA Mode Description
Example	<LF><CRC><a><sequence#><receiver#><line#>[#aaaa]18QXYZGGCCC<CR>

Table 43: Ademco Contact-ID (Message Type a) Byte Description

Title	Description
LF	Standard line feed character.
CRC	Cyclical redundancy check number.
Message Type	a
sequence#	The message sequence number. The valid sequence number range is 0001 to 9999.
receiver#	The receiver gateway that sent the message. Valid digits are 01 to 99 for the D6600/D6100/D6100IPv6.
line# (Line/Group #)	The line number of the line in the receiver gateway that sent the message. Valid digits are 00 to 99. The receiver uses Line 0 (zero) for internal messages.
account#	The communicator's account number has four digits.
18	Ademco Contact-ID format number.
Q	Qualifier, 1 = New event or opening, 3 = New restore or closing, 6 = Previous event.
XYZ	Class code and event code (refer to <i>Appendix A: Contact ID Event Code Classifications</i>).
GG	Group number.
CCC	Zone codes or User ID.

Figure 8: Message sent to printer

```
mm/ddshh:mmsLxxsCIDsACCTsaaaa
+++sACCTsaaaasNNNsEVENT=XYZsG=GGsC=CCC
```



For lines that are grouped, Gxx appears instead of Lxx.

Table 44: Ademco Contact-ID (Message Type a) Printer Output

Characters	Description
CID	Contact-ID format.
Gxx	Grouped Line numbers.
Lxx	Line number.
NNN	If Q = 1, print E/O for new event or opening If Q = 3, print R/C for restore or closing If Q = 6, print "OLD" for old messages and events.

3.2.3 Ademco 10-Digit (Message Type b)

10-Digit Example

SIA Mode Description
<LF><CRC><a><sequence#><receiver#><line#>[#aaaaaaaa 58QXYZGGCCC]<CR>

Table 45: Ademco 10-Digit (Message Type b) Byte Description

Title	Description
LF	Standard line feed character.
CRC	Cyclical redundancy check number.
a	Message Type a Ademco Contact-ID.
sequence#	The message sequence number. The valid sequence number range is 0001 to 9999.
receiver#	The receiver gateway that sent the message. Valid digits are 01 to 99 for the D6600/D6100/D6100IPv6.
line#	The line number of the line in the Receiver/Gateway that sent the message. Valid digits are: 00- 99. The D6600 uses line#0 for Receiver/Gateway messages.
account#	The communicator's account number.
58	Ademco Contact-ID format number for 10 digits account.
Q	Qualifier, 1=New event or opening, 3=New restore or closing, 6=Previous event
XYZ	Class code and event code (refer to <i>Appendix A: Contact ID Event Code Classifications</i>)
GG	Group number
CCC	Zone codes or user ID

Figure 9: Message sent to printer

```
mm/ddshh:mmsLxxsCIDsACCTsaaaaaaaaaa
+++sNNNsEVENT=XYZsG=GGsC=CCC
```



For lines that are grouped, Gxx appears instead of Lxx.

Table 46: Ademco Contact-ID (Message Type a) Printer Output

Characters	Description
CID	Contact-ID format.
Gxx	Grouped Line numbers.
Lxx	Line number.
NNN	If Q = 1, print E/O for new event or opening If Q = 3, print R/C for restore or closing If Q = 6, print "OLD" for old messages and events.

3.2.4 Ademco 4-1 Express (Message Type b)

4-1 Express
Example

SIA Mode Description
<LF><CRC><sequence#><receiver#><line#>[#aaaa X]<CR>

Table 47: Ademco 4-1 Express (Message Type b) Byte Description

Title	Description
LF	Standard line feed character.
CRC	Cyclical redundancy check number.
Message Type	b
sequence#	The message sequence number. The valid sequence number range is 0001 to 9999.
receiver#	The receiver gateway that sent the message. Valid digits are 01 to 99 for the D6600/D6100/D6100IPv6.
line# (Line/Group #)	The line number of the line in the receiver gateway that sent the message. Valid digits are 00 to 99. The receiver uses Line 0 (zero) for internal messages.
account#	The communicator's account number has four digits.
X	Zone number

Figure 10: Message sent to printer

mm/ddshh:mmsLxxsE41sACCTsaaaasEVENT=X



For lines that are grouped, Gxx appears instead of Lxx.

Table 48: Ademco 4-1 Express (Message Type b) Printer Output

Characters	Description
E41	Ademco 4-1 Express format.
Lxx:	Line number.
Gxx	Grouped line numbers.

3.2.5 Ademco 4-2 Express (Message Type c)

4-2 Express	SIA Mode Description
Example	<LF><CRC><c><sequence#><receiver#><line#>[#aaaa XY]<CR>

Table 49: Ademco 4-2 Express (Message Type c) Byte Description

Title	Description
LF	Standard line feed character.
CRC	Cyclical redundancy check number.
Message Type	c
sequence#	The message sequence number. The valid sequence number range is 0001 to 9999.
receiver#	The receiver gateway that sent the message. Valid digits are 01 to 99 for the D6600/D6100/D6100IPv6.
line# (Line/Group #)	The line number of the line in the receiver gateway that sent the message. Valid digits are 00 to 99. The receiver uses Line 0 (zero) for internal messages.
account#	The communicator's account number has four digits.
XY	Event code and Zone number.

Figure 11: Message sent to printer

mm/ddshh:mmsLxxsE42sACCTsaaaasEVENT=XY



For lines that are grouped, Gxx appears instead of Lxx.

Table 50: Ademco 4-2 Express (Message Type c) Printer Output

Characters	Description
E42	Ademco 4-2 Express format.
Lxx:	Line number.
Gxx	Grouped line numbers.

3.2.6 Ademco High Speed 4-8-1, SCANCOM 4-8-1 (Message Type f)



SCANCOM 5-8-1, 6-8-1 - available upon request

High Speed Example

SIA Mode Description

```
<LF><CRC><f><sequence#><receiver#><line#>[#aaaaaa|CCCCsCCCCsC]<CR>
```

Table 51: Ademco High Speed 4-8-1, SCANCOM 4-8-1 (Message Type F) Byte Description

Title	Description
LF	Standard line feed character.
CRC	Cyclical redundancy check number.
Message Type	f
sequence#	The message sequence number. The valid sequence number range is 0001 to 9999.
receiver#	The receiver gateway that sent the message. Valid digits are 01 to 99 for the D6600/D6100/D6100IPv6.
line# (Line/Group #)	The line number of the line in the receiver gateway that sent the message. Valid digits are 00 to 99. The receiver uses Line 0 (zero) for internal messages.
account#	The communicator's account number has up to six digits.
CCCC	Channels 1 to 4.
s	One space.
CCCC	Channels 5 to 8.
s	One space.
C	Supervisory channel.

Figure 12: Message sent to printer

```
mm/ddshh:mmsLxxsHGHSACCTsaaaaaa  
+++sACCTsaaaaaaasCCCCsCCCCsC
```



For lines that are grouped, Gxx appears instead of Lxx.

Table 52: Ademco High Speed, 4-8-1 (Message Type f) Printer Output

Characters	Description
HGH	Ademco High Speed format.
Lxx:	Line number.
Gxx	Grouped line numbers.

3.2.7 ADT SIA (Message Type S)

ADT SIA	SIA Mode Description
Example	<LF><CRC><S><sequence#><receiver#><line#>[#aaaa <E><damm-dd-ytjihh:mm:ss>data]<CR>

Table 53: ADT SIA (Message Type S) Byte Description

Title	Description
LF	Standard line feed character.
CRC	Cyclical redundancy check number.
Message Type	S (capital S)
sequence#	The message sequence number. The valid sequence number range is 0001 to 9999.
receiver#	The receiver gateway that sent the message. Valid digits are 01 to 99 for D6600/D6100/D6100IPv6.
line# (Line/Group #)	The line number of the line in the receiver gateway that sent the message. Valid digits are 00 to 99. The receiver uses Line 0 (zero) for internal messages.
account#	The communicator's account number up to sixteen digits.
E	Event Code (refer to <i>Appendix G: ADT SIA Report Codes</i>).
damm-dd-ytjihh:mm:ss	Date and time.
Data	This field contains message data codes such as event type, area number, point number, identification number.

3.2.8 Caller ID (Message Type <TAB>)

SIA Example

SIA Mode Description

<LF><CRC><TAB><sequence#><receiver#><line#>[#0000]&TTTTTTTTTTTTTTTT]<CR>

Table 54: Caller ID (Message Type <TAB>) Byte Description

Title	Description
LF	Standard line feed character.
CRC	Cyclical Redundancy Check number.
Message Type	<TAB>
sequence#	The message sequence number. The valid sequence number range is 0001 to 9999.
receiver#	The receiver gateway that sent the message. Valid digits are 01 to 99 for the D6600/D6100/D6100IPv6..
line# (Line/Group #)	The line number of the line in the receiver gateway that sent the message. Valid digits are 00 to 99. The receiver uses Line 0 (zero) for internal messages.
&	Origin ID Block.
T	Up to 16-digit Caller ID.

Figure 13: Message sent to Printer

30/04 17:00 L01 CLI 9563832510

3.2.9 CFSK (Message Type i)

CFSK Example	SIA Mode Description
	<LF><CRC>< ><sequence#><Receiver#><line#>[#aaaaaa TTEE]<CR>

Table 55: CFSK (Message Type i) Byte Description

Title	Description
LF	Standard line feed character.
CRC	Cyclical redundancy check number.
Message Type	i.
sequence#	The message sequence number. The valid sequence number range is 0001 to 9999.
receiver#	The receiver gateway that sent the message. Valid digits are 01 to 99 for the D6600/D6100/D6100IPv6.
line# (Line/Group #)	The line number of the line in the receiver gateway that sent the message. Valid digits are 00 to 99. The receiver uses Line 0 (zero) for internal messages.
account #	The communicator's account number, up to six digits.
TT	Event code.
EE	Zone/User ID.

3.2.10 Common Formats (Message Type <TAB>)

Defined	SIA Mode Description
Messages SIA	<LF><CRC><TAB><sequence#><receiver#><line#>[#aaaaaaaaaaaaaaaa data]<CR>
Example	

Table 56: Common Formats (Message Type <TAB>) Byte Description

Title	Description
LF	Standard line feed character.
CRC	Cyclical Redundancy Check number.
Message Type	09 hex <TAB>
sequence#	The message sequence number. The valid sequence number range is 0001 to 9999.
receiver#	The receiver gateway that sent the message. Valid digits are 01 to 99 for the D6600/D6100/D6100IPv6.
line# (Line/Group #)	The line number of the line in the receiver gateway that sent the message. Valid digits are 00 to 99. The receiver uses Line 0 (zero) for internal messages.
account#	The communicator's account number up to sixteen digits.
Data	This field contains message data codes such as event type, area number, point number, identification number, and so on.

The receiver gateway sends the 3-1, 4-1, 4-2, single round, double round, extended pulse formats, BFSK, Modem II or Modem IIId messages in either D6500 Mode or SIA Mode, depending on the program option selected. The receiver gateway also sends internal and ModemIIla² messages in either D6500 mode or SIA mode, depending on the programmable option selected. Refer to *Appendix B: Internal Messages* and *Appendix C: Modem4/ModemIIla²* for a list of the messages and their descriptions.

Figure 14: Message sent to printer

```
MM/DDsHH:MMsLxxSIA ACCT aaaa
+++ TEXT 1
+++ TEXT 2
```

Undefined Messages

When a common format message contains unprintable hexadecimal characters (unprintable characters are out of ASCII range 0x32-0x7E) or without an account block:

SIA Example

SIA Mode Description
<LF><CRC><TAB><sequence#><receiver#><line#>[data]<CR>

Table 57: Common Formats (Message Type <TAB>) Byte Description

Title	Description
LF	Standard line feed character.
CRC	Cyclical Redundancy Check number.
Message Type	09 hex.
sequence#	The message sequence number. The valid sequence number range is 0001 to 9999.
receiver#	The receiver gateway that sent the message. Valid digits are 01 to 99 for the D6600/D6100/D6100IPv6.
line# (Line/Group #)	The line number of the line in the receiver gateway that sent the message. Valid digits are 00 to 99. The D6600/D6100/D6100IPv6 uses Line 0 (zero) for receiver gateway messages.
Data	The receiver message contains hex characters either with or without account portion.

Figure 15: Message sent to printer

```
MM/DDsHH:MMsLxx[SIA]
+++ TEXT 1
+++ TEXT 2
```

3.2.11 DNIS/ANI (Message Type N)

SIA Example	SIA Mode Description
	<LF><CRC><N><sequence#><receiver#><line#>[#0000 Ddddddddddd&aaaaaaaaa] <CR>

Table 58: DNIS/ANI (Message Type N) Byte Description

Title	Description
LF	Standard line feed character.
CRC	Cyclical redundancy check number.
Message Type	N
sequence#	The message sequence number. The valid sequence number range is 0001 to 9999.
receiver#	The receiver gateway that sent the message. Valid digits are 01 to 99 for the D6600.
line# (Line/Group #)	The line number of the line in the receiver gateway that sent the message. Valid digits are 00 to 99. The receiver uses Line 0 (zero) for internal messages.
account#	Fixed at 0000.
D	DNIS identified.
DNIS number (d)	DNIS number, up to 11 digits.
ANI identifier (&)	ANI identifier.
ANI number (a)	ANI number, up to 11 digit.s

Figure 16: Message sent to printer

```
MM/DDsHH:MMsLxxSDNISsddddddddddd
+++sANIsaaaaaaaaaaa
```

3.2.12 DSC 4-3 (Message Type d)

DSC4-3
Example

SIA Mode Description
<LF><CRC><d><sequence#><receiver#><line#>[#aaa XY]<CR>

Table 59: DSC 4-3 (Message Type d) Byte Description

Title	Description
LF	Standard line feed character.
CRC	Cyclical redundancy check number.
Message Type	d
sequence#	The message sequence number. The valid sequence number range is 0001 to 9999.
receiver#	The receiver gateway that sent the message. Valid digits are 01 to 99 for the D6600/D6100/D6100IPv6.
line# (Line/Group #)	The line number of the line in the receiver gateway that sent the message. Valid digits are 00 to 99. The receiver uses Line 0 (zero) for internal messages.
account#	The communicator's account number has four digits.
X	Event code number.
YY	Zone number.

Figure 17: Message sent to printer

```
mm/ddshh:mmmLxxsDSGsACCTsaaaaasEVENT=XY
+++sACCsaaaaaseeeeeeesiisnn
```



For lines that are grouped, Gxx appears instead of Lxx.

Table 60: DSC 4-3 (Message Type d) Printer Output

Characters	Description
DSG	DSC/Sur-Gard 4-3 format.
Lxx:	Line number.
Gxx	Grouped line numbers.

Table 61: Printer Output Codes

Character s	Description
ii	ZN=Zone number - ID=User ID
nnn	Zone/User number.
eeeeeee	Up to eight-character event type, right justified – ALARM, RESTORE, TROUBLE, OPEN, OPENGRP, CLOSE, CLOSEGRP, BYPASS, UN BYPASS, CANCEL.

Table 62: Event Code Table

Code Number	Message	Event Characters
1	Alarm	A
2		A
3		A
4	Close	C
5	Open	O
6	Alarm	A
7		A
8		A
9	Restore	R
0	Trouble	T
B	CloseGrp	C
C	OpenGrp	O
D	Bypass	B
E	UnBypass	H
F	Cancel	O

3.2.13 FBI Super Fast (Message Type F)

FBI Super Fast	SIA Mode Description
Example	<LF><CRC><F><sequence#><receiver#><line#>[#aaaa TZZE]<CR>

Title	Description
LF	Standard line feed character.
CRC	Cyclical redundancy check number.
Message Type	F
sequence#	The message sequence number. The valid sequence number range is 0001 to 9999.
receiver#	The receiver gateway that sent the message. Valid digits are 01 to 99 for the D6600/D6100/D6100IPv6.
line# (Line/Group #)	The line number of the line in the receiver gateway that sent the message. Valid digits are 00 to 99. The receiver uses Line 0 (zero) for internal messages.
account#	The communicator's account number has four digits.
T	Zone type.
ZZ	Zone number.
E	Event type.

Figure 18: Message sent to printer

```
mm/ddshh:mmsLxxsFBI sACCTsaaaa sETsnnn
+++sACCTsaaaa sttttttttseeeeeeesZNsnnn
```



For lines that are grouped, Gxx appears instead of Lxx.

Table 64: FBI Super Fast (Message Type F) Printer Output	
Characters	Description
FBI	FBI Super Fast format.
Lxx:	Line number.
Gxx	Grouped line numbers.

Table 65: Event Code Table	
Code	Zone/Event Type
1	Fire
2	Panic
3	Burglary
4	Medical
5	Auxiliary
6	Bypass
7	Inactive
8	Eight
9	Nine
0	Zero
B	Opening
C	Closing
D	Abort
E	Restore
F	Trouble

Table 66: Printer Output Codes	
Characters	Description
ZN	ZN=Zone number - ID=User ID
nnn	Zone/User number.
tttttttt	Up to nine-character zone type, right justified FIRE, PANIC, BURGLARY, MEDICAL, AUXILIARY.
eeeeeeee	Up to eight-character event type, left justified ALARM, RESTORE, TROUBLE, OPEN, OPENGRP, CLOSE, CLOSEGRP, BYPASS, UN BYPASS, CANCEL.

3.2.14 ITI (Message Type I)

ITI Example	SIA Mode Description
	<LF><CRC><I><sequence#><receiver#><line#>[#aaaaa GIZZEWN]<CR>

Title	Description
LF	Standard line feed character.
CRC	Cyclical redundancy check number.
Message Type	I (Captial I).
sequence#	The message sequence number. The valid sequence number range is 0001 to 9999.
receiver#	The receiver gateway that sent the message. Valid digits are 01 to 99 for the D6600/D6100/D6100IPv6.
line# (Line/Group #)	The line number of the line in the receiver gateway that sent the message. Valid digits are 00 to 99. The receiver uses Line 0 (zero) for internal messages.
account#	The communicator's account number has up to six digits.
G	Group number.
I	O/C User ID.
ZZ	Zone number.
E	Condition code.
W	Protection level was.
N	Protection level now.

3.2.15 Link Test (Message Type <TAB>)

Link Test Example	SIA Mode Description
	<LF><CRC><TAB><sequence#><receiver#> []<CR>

The D6600/D6100IPv6/D6100i can automatically generate this message at the preprogrammed intervals.

Title	Description
LF	Standard line feed character.
CRC	Cyclical redundancy check number.
Message Type	<TAB>
sequence#	The message sequence number. The valid sequence number range is 0001 to 9999.
receiver#	The receiver gateway that sent the message. Valid digits are 01 to 99 for the D6600/D6100/D6100IPv6.

3.2.16 RB2000 (Message Type R) Description

RB2000	SIA Mode Description
Example	<LF><CRC><R><sequence#><receiver#><line#>[<VDS message>]<CR>

Table 69: RB2000 (Message Type R) Byte Description	
Title	Description
LF	Standard line feed character, hex 0A.
CRC	Cyclical redundancy check number.
R	ASCII R, Message Type R for RB2000 format.
sequence#	The message sequence number. The valid sequence number range: 0001 to 9999.
Receiver#	The receiver gateway that sent the message. Valid digits: 01 to 99 for the D6600.
line#	The line number of the line in the receiver gateway that sent the message. Valid digits: 00 to 99. The receiver uses Line 0 (zero) for internal messages.
<VDS message>	VDS message sent as a hex string, the receiver extracts the alarm type.
CR	Hex 0D

Figure 19: Single message sent to Printer

```
MM/DD HH:MM Lxx RB2 ACCT xxxxxxxxxxxxxx
+++ RB2000_EVENT_RAW_DATA
```

Figure 20: Multiple messages sent to printer

```
MM/DD HH:MM Lxx RB2 ACCT xxxxxxxxxxxxxx
+++ RB2000_EVENT_RAW_DATA 1
+++ RB2000_EVENT_RAW_DATA 2
...
+++ RB2000_EVENT_RAW_DATA n
```

Table 70: RB2000 (Message Type R) Printer Output

Characters	Description
MM/DDsHH:MM	Date and time.
RB2	RB2000 format.
Lxx	Line number.
ACCT xxxxxxxxxxxx	Subscriber number, up to 12 characters(hex).
RB2000_EVENT_R AW_DATA	The raw data of RB2000 event.
RB2000_EVENT_R AW_DATA1	The raw data of RB2000 event 1.
RB2000_EVENT_R AW_DATA 2	The raw data of RB2000 event 2.
RB2000_EVENT_R AW_DATA n	The raw data of RB2000 event n.

3.2.17 Robofon (Message Type j)

Robofon
Example

SIA Mode Description

```
<LF><CRC><j><sequence#><receiver#><line#>[#aaaaa|EE]<CR>
```

Table 71: Robofon (Message Type j) Byte Description

Title	Description
LF	Standard line feed character.
CRC	Cyclical redundancy check number.
Message Type	j
sequence#	The message sequence number. The valid sequence number range is 0001 to 9999.
receiver#	The receiver gateway that sent the message. Valid digits are 01 to 99 for D6600/D6100/D6100IPv6.
line# (Line/Group #)	The line number of the line in the receiver gateway that sent the message. Valid digits are 00 to 99. The receiver uses Line 0 (zero) for internal messages.
account #	The communicator's account number has up to six digits.
EE	Event code.

3.2.18 Scancom 4-16-1, 5-16-1, 6-16-1 - Available Upon Request (Message Type g)

4-16-1	SIA Mode Description
Example	<LF><CRC><g><sequence#><receiver#><line#> [#aaaaaa CCCCsCCCCsCCCCsCCCCsC]<CR>

Table 72: Scancom 4-16-1, 5-16-1, 6-16-1 - Available Upon Request (Message Type g) Byte Description

Title	Description
LF	Standard line feed character.
CRC	Cyclical redundancy check number.
Message Type	g
sequence#	The message sequence number. The valid sequence number range is 0001 to 9999.
receiver#	The receiver gateway that sent the message. Valid digits are 01 to 99 for D6600.
line# (Line/Group #)	The line number of the line in the receiver gateway that sent the message. Valid digits are 00 to 99. The receiver uses Line 0 (zero) for internal messages.
Account#	The communicator's account number has up to six digits.
CCCC	Channels 1 to 4.
s	One space.
CCCC	Channels 5 to 8.
s	One space.
CCCC	Channels 9 to 12.
s	One space.
CCCC	Channels 13 to 16.
s	One space.
C	Supervisory channel.

Figure 21: Message sent to printer

```
mm/ddshh:mmsLxxsSCNsACCTsaaaaaa
+++sACCTsaaaaaaCCCCsCCCCsCCCCsCCCCsC
```


 For lines that are grouped, Gxx appears instead of Lxx.

Table 73: Scancom 4-16-1, 5-16-1, 6-16-1 - Available Upon Request (Message Type g) Printer Output

Characters	Description
SCN	Scancom.
Lxx:	Line number.
Gxx	Grouped line numbers.

3.2.19 Scancom 4-24-1, 5-24-1, 6-24-1 - Available Upon Request (Message Type h)

4-24-1	SIA Mode Description
Example	<LF><CRC><h><sequence#><receiver#><line#>[#aaaaaa CCCCsCCCCs CCCCs CCCCsCCCCsCCCCsC]<CR>

Table 74: Scancom 4-24-1, 5-24-1, 6-24-1 - Available Upon Request (Message Type h) Byte Description

Title	Description
LF	Standard line feed character.
CRC	Cyclical redundancy check number.
Message Type	h
sequence#	The message sequence number. The valid sequence number range is 0001 to 9999.
receiver#	The receiver gateway that sent the message. Valid digits are 01 to 99 for D6600/D6100/D6100IPv6.
line# (Line/Group #)	The line number of the line in the receiver gateway that sent the message. Valid digits are 00 to 99. The receiver uses Line 0 (zero) for internal messages.
account#	The communicator's account number, up to six digits.
CCCC	Channels 1 to 4.
s	One space.
CCCC	Channels 5 to 8.
s	One space.
CCCC	Channels 9 to 12.
s	One space.
CCCC	Channels 13 to 16.
s	One space.
CCCC	Channels 17 to 20.
s	One space.
CCCC	Channels 21 to 24.
s	One space.
C	Supervisory channel.

Figure 22: Message sent to printer

```
mm/ddshh:mmsLxxsSCNsACCTsaaaaaa
+++sACCTsaaaasCCCCsCCCCsCCCCsCCCC
+++++++CCCCsCCCCsC
```



For lines that are grouped, Gxx appears instead of Lxx.

Table 75: Scancom 4-24-1, 5-24-1, 6-24-1 - Available Upon Request (Message Type h) Printer Output

Characters	Description
SCN	Scancom.
Lxx:	Line number.
Gxx	Grouped line numbers.

3.2.20 Seriee DTMF (Message Type I)

Seriee DTMF

SIA Mode Description

Example

<LF><CRC><I><sequence#><receiver#><line#>[#aaaa]*data<CR>

Table 76: Seriee DTMF (Message Type I) Byte Description

Title	Description
LF	Standard line feed character.
CRC	Cyclical redundancy check number.
Message Type	I (lowercase L).
sequence#	The message sequence number. The valid sequence number range is 0001 to 9999.
receiver#	The receiver gateway that sent the message. Valid digits are 01 to 99 for D6600/D6100/D6100IPv6.
line# (Line/Group #)	The line number of the line in the receiver gateway that sent the message. Valid digits are 00 to 99. The receiver uses Line 0 (zero) for internal messages.
account #	The communicator's account number has four digits.
*	Data separator.
Data	DTMF Seriee Data.

3.2.21 Seriee FSK (Message Type k)

Seriee FSK	SIA Mode Description
Example	<LF><CRC><k><sequence#><receiver#><line#>[#aaaaa EZZ]<CR>

Table 77: Seriee FSK (Message Type k) Byte Description

Title	Description
LF	Standard line feed character.
CRC	Cyclical redundancy check number.
Message Type	k
sequence#	The message sequence number. The valid sequence number range is 0001 to 9999.
receiver#	The receiver gateway that sent the message. Valid digits are 01 to 99 for D6600/D6100/D6100IPv6.
line# (Line/Group #)	The line number of the line in the receiver gateway that sent the message. Valid digits are 00 to 99. The receiver uses Line 0 (zero) for internal messages.
Account #	The communicator's account number has up to six digits.
E	Event code.
ZZ	Zone number.

3.2.22 Sescoa Super Speed (Message Type 7)

Sescoa Super Speed Example	SIA Mode Description
	<LF><CRC><7><sequence#><receiver#><line#>[#aaaa IAAC]<CR>

Table 78: Sescoa Super Speed (Message Type 7) Byte Description

Title	Description
LF	Standard line feed character.
CRC	Cyclical redundancy check number.
Message Type	7
sequence#	The message sequence number. The valid sequence number range is 0001 to 9999.
receiver#	The receiver gateway that sent the message. Valid digits are 01 to 99 for D6600/D6100/D6100IPv6.
line# (Line/Group #)	The line number of the line in the receiver gateway that sent the message. Valid digits are 00 to 99. The receiver uses Line 0 (zero) for internal messages.
account#	The communicator's account number has four digits.
I	Event code.
AA	Two- digit zone code or the first two digits user code.
C	Space if zone report, or the last digit user code.

Figure 23: Message sent to printer

```
mm/ddshh:mmsLxxSESSACCTsaaaa +++sACCTsaaaasEEEseeeeeeeeeeeeeee
```



For lines that are grouped, Gxx appears instead of Lxx.

Table 79: Sescoa Super Speed (Message Type 7) Printer Output

Characters	Description
SES	SESCOA Super Speed format.
Lxx	Line number.
Gxx	Grouped line numbers.
aaaa	Account code.
EEE	SESCOA Super Speed format event.
eeeeeeeeeeeeee ee	Up to 14-characters of event description.

3.2.23 Silent Knight FSK() (Message Type <TAB>)

Silent Knight
FSK0 Example

SIA Mode Description
<LF><CRC><TAB><sequence#><receiver#><line#>[#aaaa data]<CR>

Table 80: Silent Knight FSK0 (Message Type <TAB>) Byte Description

Title	Description
LF	Standard line feed character.
CRC	Cyclical redundancy check number.
Message Type	<TAB>
sequence#	The message sequence number. The valid sequence number range is 0001 to 9999.
receiver#	The receiver gateway that sent the message. Valid digits: 01 to 99 for D6600/D6100/D6100IPv6.
line# (Line/Group #)	The line number of the line in the receiver gateway that sent the message. Valid digits: 00 to 99. The receiver uses Line 0 (zero) for internal messages.
account #	The communicator's account number has four digits.
Data	Data.

3.2.24 Silent Knight FSK1 (Message Type m)

Silent Knight FSK1 Example	SIA Mode Description
	<LF><CRC><m><sequence#><receiver#><line#>[#aaaa EEZZ"EEZZ"EEZZ"EEZZ"EEZZ"EEZZ"EEZZ"EEZZ]<CR>

Table 81: Silent Knight FSK1 (Message Type m) Byte Description

Title	Description
LF	Standard line feed character.
CRC	Cyclical redundancy check number.
Message Type	m
sequence#	The message sequence number. The valid sequence number range is 0001 to 9999.
receiver#	The receiver gateway that sent the message. Valid digits: 01 to 99 for D6600/D6100/D6100IPv6.
line# (Line/Group #)	The line number of the line in the receiver gateway that sent the message. Valid digits: 00 to 99. The receiver uses Line 0 (zero) for internal messages.
account #	The communicator's account number has four digits.
EEZZ"EEZZ"EEZZ"EEZZ"EEZZ"EEZZ"EEZZ"EEZZ"EZZ	Up to eight reports. One report has four digits: one-digit event code, one-digit condition code, and two-digit zone code. The quote (") is the separation character.

Optional Silent Knight FSK1 (Message Type m)

If Menu Item 2.5.16 in the D6600/D6100/D6100IPv6 Receiver is equal to 1, the following output is used.

Silent Knight FSK1 Example	SIA Mode Description
	<LF><CRC><m><sequence#><receiver#><line#>[#aaaaZZ"ZZ"ZZ"ZZ"ZZ"ZZ"ZZ"ZZ]<CR>

Table 82: Optional Silent Knight FSK1 (Message Type m) Byte Description

Title	Description
LF	Standard line feed character.
CRC	Cyclical redundancy check number.
Message Type	m
sequence#	The message sequence number. The valid sequence number range is 0001 to 9999.
receiver#	The receiver gateway that sent the message. Valid digits: 01 to 99 for D6600/D6100/D6100IPv6.
line# (Line/Group #)	The line number of the line in the receiver gateway that sent the message. Valid digits: 00 to 99. The receiver uses Line 0 (zero) for internal messages.
account #	The communicator's account number has four digits.
ZZ"ZZ"ZZ"ZZ"ZZ"ZZ"ZZ"ZZ	Up to eight reports. One report has two digits. The quote (") is the separate character.

Table 83: Silent Knight FSK1 Optional Outputs

Report Code	Description	To Automation		Note
		2 5 16 = 0(EZZ)	2 5 16 = 1(ZZ)	
00	Alarm Panic	PAss	00	
01 to 08	Alarm 01 to 08	sA0x	01 to 08	x = 1 to 8
09	Holdup	Hass	09	
10 to 19	Alarm 10 to 19	sA1x	10 to 19	x = 0 to 9
20 to 29	Alarm Restore 10 to 19	sH1x	20 to 29	x = 0 to 9
30	Test Code	sXss	30	
31	Trouble Line 1	LT01	31	
32	Trouble Line 2	LT02	32	
33	Expand Trouble	ETss	33	
34	Forced Access	DFss	34	
35	Restore Line 1	LR01	35	
36	Restore Line 2	LR02	36	
37	Expand Restore	ERss	37	
38	Cancel Code	OCss	38	
39	Data Lost	RTss	39	
40	Closing	CL00	40	
41 to 49	Closing 01 to 09	CL0x	41 to 49	x = 1 to 9
50 to 59	Bypass 10 to 19	sB1x	50 to 59	x = 0 to 9
60	Trouble AC	ATss	60	
61 to 68	Trouble 01 to 08	sT0x	61 to 68	x = 1 to 8
69	Trouble BAT	YTss	69	
70	Restore AC	ARss	70	
71 to 78	Restore 01 to 08	sRss	71 to 78	
79	Restore BAT	YRss	79	
80	Access	DS00	80	
81 to 89	Access 01 to 09	DG0x	80 to 89	x = 1 to 9
90	Opening	OP00	90	
91 to 99	Opening 01 to 09	OP0x	91 to 99	

3.2.25 Silent Knight FSK2 (Message Type m)

Silent Knight FSK2 Example	SIA Mode Description
	<LF><CRC><m><sequence#><receiver#><line#>[#aaaaa EEZZ"ECZZ"EEZZ"EEZZ"EEZZ"EEZZ"EEZZ"EEZZ"EEZZ]<CR>

Table 84: Silent Knight FSK2 (Message Type m) Byte Description

Title	Description
LF	Standard line feed character.
CRC	Cyclical redundancy check number.
Message Type	m
sequence#	The message sequence number. The valid sequence number range is 0001 to 9999.
receiver#	The receiver gateway that sent the message. Valid digits: 01 to 99 for D6600/D6100/D6100IPv6.
line# (Line/Group #)	The line number of the line in the receiver gateway that sent the message. Valid digits: 00 to 99. The receiver uses Line 0 (zero) for internal messages.
account #	The communicator's account number has up to six digits.
EEZZ"EEZZ"EEZZ"EEZZ"EEZZ"EEZZ"EEZZ"EEZZ"E	Up to eight reports. One report has four digits: one-digit event code, one-digit condition code, and two-digit zone code. The quote (") is the separation character.

3.2.26 Silent Knight FSK80 (Message Type <TAB>)

Silent Knight FSK80 Example	SIA Mode Description
	<LF><CRC><TAB><sequence#><receiver#><line#>[#AAAA NBAXY]<CR>

Table 85: Silent Knight FSK80 (Message Type <TAB>) Byte Description

Title	Description
LF	Standard line feed character.
CRC	Cyclical redundancy check number.
Message Type	<TAB>
sequence#	The message sequence number. The valid sequence number range is 0001 to 9999.
receiver#	The receiver gateway that sent the message. Valid digits: 01 to 99 for D6600/D6100/D6100IPv6.
line# (Line/Group #)	The line number of the line in the receiver gateway that sent the message. Valid digits: 00 to 99. The receiver uses Line 0 (zero) for internal messages.
account #	The communicator's account number has four digits.
NBA	Alarm event

Figure 24: Message sent to printer

```
MM/DDsHH:MMsLxxsSFKsACCTsAAAA
+++ACCTsAAAAAsALARM_ZNs1
+++ACCTsAAAAAsALARM_ZNs2
+++ACCTsAAAAAsALARM_ZNs3
+++ACCTsAAAAAsALARM_ZNs4
+++ACCTsAAAAAsALARM_ZNs5
+++ACCTsAAAAAsALARM_ZNs7
+++ACCTsAAAAAsALARM_ZNs8
+++ACCTsAAAAAsALARM_ZNs9
```

Table 86: Silent Knight FSK80 Printer/LCD output

Characters	Description
MM/DDsHH:M M	Date and time.
SFK	SFSK80 format.
Lxx	Line number.
AAAA	The communicator's account number has four digits.
s	Space.

3.2.27 Telim (Message Type n)

Telim Example

SIA Mode Description
<LF><CRC><n><sequence#><receiver#><line#>[#aaaaa EETTZZZZZZZZZZZZZZZZ]<CR>

Table 87: Telim (Message Type n) Byte Description

Title	Description
LF	Standard line feed character.
CRC	Cyclical redundancy check number.
Message Type	n
sequence#	The message sequence number. The valid sequence number range is 0001 to 9999.
receiver#	The receiver gateway that sent the message. Valid digits: 01 to 99 for D6600/D6100/D6100IPv6.
line# (Line/Group #)	The line number of the line in the receiver gateway that sent the message. Valid digits: 00 to 99. The receiver uses Line 0 (zero) for internal messages.
account #	The communicator's account number has up to six digits.
EETTZZZZZZZZZZZZZZZZ ZZ	The event type and input line number.

3.2.28 Varitech FSK 4-1 (Message Type <TAB>)

Varitech FSK
4-1 Example

SIA Mode Description
<LF><CRC><TAB><sequence#><receiver#><line#>[#aaaa data]<CR>

Table 88: Varitech FSK 4-1 (Message Type <TAB>) Byte Description

Title	Description
LF	Standard line feed character.
CRC	Cyclical redundancy check number.
Message Type	<TAB>
sequence#	The message sequence number. The valid sequence number range is 0001 to 9999.
receiver#	The receiver gateway that sent the message. Valid digits: 01 to 99 for D6600/D6100/D6100IPv6.
line# (Line/Group #)	The line number of the line in the receiver gateway that sent the message. Valid digits: 00 to 99 The receiver uses Line 0 (zero) for internal messages.
account#	The communicator's account number has four digits.
data	The event type and 1-digit zone number.

3.2.29 Varitech FSK 4-2 (Message Type <TAB>)

Varitech FSK
4-2 Example

SIA Mode Description
<LF><CRC><TAB><sequence#><receiver#><line#>[#aaaa data]<CR>

Table 89: Varitech FSK 4-2 (Message Type <TAB>) Byte Description

Title	Description
LF	Standard line feed character.
CRC	Cyclical redundancy check number.
Message	<TAB>
sequence#	The message sequence number. The valid sequence number range is 0001 to 9999.
receiver#	The receiver gateway that sent the message. Valid digits: 01 to 99 for D6600/D6100/D6100IPv6.
line# (Line/Group #)	The line number of the line in the receiver gateway that sent the message. Valid digits: 00 to 99. The receiver uses Line 0 (zero) for internal messages.
account #	The communicator's account number has four digits.
data	The event type and two-digit zone number.

3.2.30 VONK (Message Type V)

VONK Example	SIA Mode Description
	<LF><CRC><V><sequence#><receiver#><line#>[#aa 123456789ABCDEFGH]<CR>

Table 90: VONK (Message Type V) Byte Description	
Title	Description
LF	Standard line feed character.
CRC	Cyclical redundancy check number.
Message Type	V
sequence#	The message sequence number. The valid sequence number range is 0001 to 9999.
receiver#	The receiver gateway that sent the message. Valid digits: 01 to 99 for D6600.
line# (Line/Group #)	The line number of the line in the receiver gateway that sent the message. Valid digits: 00 to 99. The receiver uses Line 0 (zero) for internal messages.
account #	The communicator's account number has two digits.
Data	Status of zones 1 to 16. If the zone is closed, a "." (Period) appears in this position. If the zone is open, any digit from 1 to G appears in this position.

3.2.31 X-SIA text (Message Type <TAB>)

X-SIA Example	SIA Mode Description
	<LF><CRC><TAB><sequence#><receiver#><line#>[#aaaa EMMZ* 'TTTTTTTTTTTT'NM/***]<CR>

Title	Description
LF	Standard line feed character.
CRC	Cyclical redundancy check number.
Message Type	<TAB>
sequence#	The message sequence number. The valid sequence number range is 0001 to 9999.
receiver#	The receiver gateway that sent the message. Valid digits: 01 to 99 for D6600/D6100/D6100IPv6.
line# (Line/Group #)	The line number of the line in the receiver gateway that sent the message. Valid digits: 00 to 99. The receiver uses Line 0 (zero) for internal messages.
account #	The communicator's account number has up to 16 digits.
E	SIA block code.
MM	SIA event code.
ZZZZ	Zone number.
*	Text identifier.
`	Single quote.
TT...TTT	13 character text string.
‘	Single quote.
NM	Unit field characters.
/	Separator.
***	Next data.

MM/DDsHH:MMsLxxSsSIAsACCTsAAAA +++sEMMZ* 'TTTTTTTTTTTT' NM +++sEMMZ* 'TTTTTTTTTTTT' NM
--

Table 92: X-SIA Printer/LCD output

Characters	Description
MM/DDsHH:MM	Date and time.
Lxx	Line number.
SIA	SIA format.
AAAA	Account code.
E	SIA block code.
MM	SIA event code.
ZZZZ	Zone number.
*	Text identifier.
'	Single quote.
TTT...T	13 character text string.
'	Single quote.
NM	Unit field characters.

3.2.32 SafeCom (Message Type p)

SafeCom
Example

SIA Mode Description

<LF><CRC><p><sequence#><receiver#><line#>[#aaa|EEEEdata]<CR>

Table 93: SafeCom (Message Type p) Byte Description

Title	Description
LF	Standard line feed character.
CRC	Cyclical redundancy check number.
Message	p
sequence#	The message sequence number. The valid sequence number range is 0001 to 9999.
receiver#	The receiver gateway that sent the message. Valid digits: 01 to 99 for D6600.
line#	The line number of the line in the receiver gateway that sent the message. Valid digits: 00 to 99. The receiver uses Line 0 (zero) for internal messages.
account #	The communicator's account number has four digits.
EEEE	Event code, four digits.
data	Event code parameter data.

3.3 Input Command Processing

Input devices, such as automation systems, send the commands described in Table 94 to the receiver. If the receiver does not recognize a command, it generates a REJECT COMMAND message, prints at connected printers, and sends an ASCII text message to the automation port.



The CPU programming in Menu Item 2.2.4 of the D6600/D6100/D6100IPv6 Receiver must be set to 1 to use input commands.

Table 94: ASCII Text Message to Automation Port

Set Time	<p>The automation system, or other device, sends the command shown below to set the time at the D6600/D6100/D6100IPv6 if the D6600/D6100/D6100IPv6 is programmed to synchronize the time and date with the automation system.</p> <p>D6650 !Thhmm<CR> Mode:</p> <p>SIA <seq><rec><line>[CSThhmm]<CR> Mode: hh - hours (24 hour format) mm - minutes.</p>
Set Date	<p>The automation system, or other device, sends the command shown below to set the date at the D6600/D6100/D6100IPv6 if the D6600/D6100/D6100IPv6 is programmed to synchronize the time and date with the automation system.</p> <p>D6650 !Dmddy<CR> Mode:</p> <p>SIA <seq><rec><line>[CSDmddy]<CR> Mode: mm - month, dd - day, yy - year</p>
Stop Two Way Audio	<p>The automation system, or other device, sends the command shown below to stop a two way audio session on the line specified.</p> <p>D6650 !Kn<CR> Mode:</p> <p>SIA <seq><rec><line>[CLKnn]<CR> Mode: nn - line card number, 01-32.</p>
Reject Command	<p>D6650 h3rrlsREJECTsCOMMANDsst Mode:</p> <p>SIA <LF><CRC><TAB><sequence#><receiver#><line#>[REJECT COMMAND]<CR> Mode:</p>

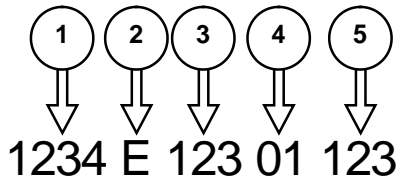
Table 95: Input Command Output Messages

	D6500 Mode	SIA Mode	Printer Output
Set Time	h1rrssssssssssXss2t	[NJT]	TIME SET
Set Date	h1rrssssssssssXss51t	[NJD]	DATE SET
Stop Two Way Audio	h1rrssssssssssXss52t	[CLK]	TWO WAY AUDIO STOP STOP

Table 95 shows the D6500 and SIA automation output formats for these input commands.

Appendix A: Contact ID Event Code Classifications

Figure 26: Contact ID format



- 1 - Customer (Subscriber Account Number)
- 2 - Event Qualifier - E = New Event, R = Restore
- 3 - Event Code - refer to Section A1 Event Codes
- 4 - Group or Partition Number, 00 to FF (2 Hex digits 0-9, B-F, always 00 for non-partitioned panels)
- 5 - Zone ID number* - reporting the alarm (001 to 999) or user number for open or close reports.

* System status messages, such as AC Loss and Low Battery, are Zone ID 000.

Table 96: Contact ID Event Code Classifications

#	Event Type	Zone
Medical:		
100	Medical	Emerg-Personal Emergency-#
101	Pendant Transmitter	Emerg-Personal Emergency-#
102	Fail to report in	Emerg-Fail to check in-#
Fire Alarms:		
110	Fire	Fire-Fire Alarm-#
111	Smoke w/Verification	Fire-Fire Alarm-#
112	Combustion	Fire-Combustion-#
113	Waterflow	Fire-Water Flow-#
114	Heat	Fire-Heat Sensor-#
115	Pull Station	Fire-Pull Station-#
116	Duct	Fire-Duct Sensor-#
117	Flame	Fire-Flame Sensor-#
118	Near Alarm	Fire-Near Alarm-#
Panic Alarms:		
120	Panic Alarm	Panic-Panic-#
121	Duress	Panic-Duress-User #
122	Silent	Panic-Silent Panic-#
123	Audible	Panic-Audible Panic-#
124	Duress-Access Granted	Panic-Duress Access Grant-#
125	Duress-Egress Granted	Panic-Duress Egress Grant-#
Burglar Alarms:		
130	Burglary	Burg-Burglary-#
131	Perimeter	Burg-Perimeter-#
132	Interior	Burg-Interior-#
133	24 HR Burg (Aux)	Burg-24 Hour-#
134	Entry/Exit	Burg-Entry/Exit-#
135	Day/Night	Burg-Day/Night-#
136	Outdoor	Burg-Outdoor-#
137	Tamper	Burg-Tamper-#
138	Near Alarm	Burg-Near Alarm-#
139	Intrusion Verifier	Burg-Intrusion Verifier-#

Table 96: Contact ID Event Code Classifications (continued)

#	Event Type	Zone
General Alarms:		
140	General Alarm	Alarm-General Alarm-#
141	Polling Loop Open	Alarm-Polling Loop Open
142	Polling Loop Short (AL)	Alarm-Polling Loop Short
143	Expansion Mod Failure	Alarm-Exp. Module Tamper-#
144	Sensor Tamper	Alarm-Sensor Tamper-#
145	Expansion Module Tamper	Alarm-Exp. Module Tamper-#
146	Silent Burg	Alarm-Silent Burglary-#
24 Hour Non-Burglary:		
150	24 Hour (Auxiliary	Alarm-24 Hr. Non-Burg-#
151	Gas Detected	Alarm-Gas Detected-#
152	Refrigeration	Alarm-Refrigeration-#
153	Loss of Heat	Alarm-Heating System-#
154	Water Leakage	Alarm-Water Leakage-#
155	Foil Break	Trouble-Foil Break-#
156	Day Trouble	Trouble-Day Zone-#
157	Low Bottled Gas Level	Alarm-Low Gas Level-#
158	High Temp	Alarm-High Temperature-#
159	Low Temp	Alarm-Low Temperature-#
161	Loss of Air Flow	Alarm-Air Flow-#
162	Carbon Monoxide Detected	Alarm-Carbon Monoxide-#
163	Tank Level	Trouble-Tank Level-#
Fire Supervisory:		
200	Fire Supervisory	Super.-Fire Supervisory-#
201	Low Water Pressure	Super.-Low Water Pressure-#
202	Low CO2	Super.-Low CO2-#
203	Gate Valve Sensor	Super.-Gate Valve-#
204	Low Water Level	Super.-Low Water Level-#
205	Pump Activated	Super.-Pump Activation-#
206	Pump Failure	Super.-Pump Failure-#

Table 96: Contact ID Event Code Classifications (continued)

#	Event Type	Zone
System Troubles:		
300	System Trouble	Trouble-System Trouble
301	AC Loss	Trouble-AC Power
302	Low System Batt	Trouble-Low Battery
303	RAM Checksum Bad	Trouble-Bad RAM Checksum (Restore not applicable)
304	ROM Checksum Bad	Trouble-Bad ROM Checksum (Restore not applicable)
305	System Reset	Trouble-System Reset (Restore not applicable)
306	Panel Prog Change	Trouble-Programming Changed (Restore not applicable)
307	Self-Test Failure	Trouble-Self Test Failure
308	System Shutdown	Trouble-System Shutdown
309	Battery Test Fail	Trouble-Battery Test Failure
310	Ground Fault	Trouble-Ground Fault-#
311	Battery Missing	Trouble-Battery Missing
312	Power Supply Overcurrent	Trouble-Pwr. Supp. Overcur.-#
313	Engineer Reset	Status-Engineer Reset-User # (Restore not applicable)
Sounder/Relay Troubles:		
320	Sounder/Relay	Trouble-Sounder/Relay-#
321	BELL 1	Trouble-Bell/Siren #1
322	BELL 2	Trouble-Bell/Siren #2
323	Alarm Relay	Trouble-Alarm Relay
324	Trouble Relay	Trouble-Trouble Relay
325	Reversing Relay	Trouble-Reversing Relay
326	Notification Appliance CKT. #3	Trouble-Notification Appl. Ckt#3
327	Notification Appliance CKT. #4	Trouble-Notification Appl. Ckt#4
System Peripheral Troubles:		
330	System Peripheral	Trouble-Sys. Peripheral-#
331	Polling Loop Open	Trouble-Polling Loop Open
332	Polling Loop Short	Trouble-Polling Loop Short
333	Exp. Module Failure	Trouble-Exp. Module Fail-#
334	Repeater Failure	Trouble-Repeater Failure-#
335	Local Printer Paper Out	Trouble-Printer Paper Out

Table 96: Contact ID Event Code Classifications (continued)

#	Event Type	Zone
336	Local Printer Failure	Trouble-Local Printer
337	Exp. Mod. DC Loss	Trouble-Exp. Mod. DC Loss-#
338	Exp. Mod. Low bat	Trouble-Exp. Mod. Low Batt-#
339	Exp. Mod. Reset	Trouble-Exp. Mod. Reset-#
341	Exp. Mod. Tamper	Trouble-Exp. Mod. Tamper-#
342	Exp. Module AC Loss	Trouble-Exp. Module AC Loss-#
343	Exp. Module Self Test Fail	Trouble-Exp. Self-Test Fail-#
344	RF Rcvr Jam Detect #	Trouble-RF Rcvr Jam Detect-#
Communication Troubles:		
350	Communication	Trouble-Communication Failure
351	Telco 1 Fault	Trouble-Phone line #1
352	Telco 2 Fault	Trouble-Phone line #2
353	LR Radio Xmitter Fault	Trouble-Radio Transmitter
354	Failure To Communicate	Trouble-Fail to Communicate
355	Loss of Radion Super.	Trouble-Radio Supervision
356	Loss of Central Polling	Trouble-Central Radion Polling
357	LRR XMTR. VSWR	Trouble-Radio Xmitter. VSWR-#
Protection Loop:		
370	Protection Loop	Trouble-Protection Loop-#
371	Protection Loop Open	Trouble-Prot. Loop Open-#
372	Protection Loop Short	Trouble-Prot. Loop Short-#
373	Fire Trouble	Trouble-Fire Loop-#
374	Exit Error (By User)	Alarm-Exit Error-#
375	Panic Zone Trouble	Trouble-PA Trouble-#
376	Hold-Up Zone Trouble	Trouble-Hold-Up Trouble-#

Table 96: Contact ID Event Code Classifications (continued)

#	Event Type	Zone
Sensor:		
380	Sensor TRBL-Global	Trouble-Sensor Trouble-#
381	Loss Of Supervision	Trouble-RF Sensor Super.-#
382	Loss Of Supervisn	Trouble-RPM Sensor Super.-#
383	Sensor Tamper	Trouble-Sensor Tamper-#
384	RF Low Battery	Trouble-RF Sensor Battery-#
385	Smoke Hi Sens.	Trouble-Smoke Hi Sens.-#
386	Smoke lo sens.	Trouble-Smoke Lo Sens.-#
387	Intrusion hi sens.	Trouble-Intrusion Hi Sens.-#
388	Intrusion lo sens.	Trouble-Intrusion Lo Sens.-#
389	Det. Self test fail	Trouble-Sensor Test Fail-#
391	Sensor Watch Failure	Trouble-Sensor Watch Fail-#
392	Drift Comp. Error	Trouble-Drift Comp. Error-#
393	Maintenance Alert	Trouble-Maintenance Alert-#
Open/Close:		
400	Open/Close	Opening/Closing
401	Open/Close By User	Opening-User #/Closing-User #
402	Group O/C	Closing-Group User #
403	Automatic Open/Close	Opening-Automatic/Closing-Automatic
404	Late to O/C	Opening-Late/Closing-Late
405	Deferred O/C	Event & Restore Not Applicable
406	Cancel (By User)	Opening-Cancel
407	Remote Arm/Disarm	Opening-Remote/Closing-Remote
408	Quick Arm	Event not applicable for opening/closing-Quick Arm
409	Keyswitch Open/Close	Opening-Keyswitch/Closing-Keyswitch
441	Armed Stay	Opening-Armed Stay/Closing-Armed Stay
442	Keyswitch Armed Stay	Opening-Keysw. Arm Stay/Opening-Keysw. Arm Stay
450	Exception O/C	Opening-Exception/Closing-Exception
451	Early O/C	Opening-Early/Closing-Early-Use r#
452	Late O/C	Opening-Late/Closing-Late-User #
453	Failed to Open	Trouble-Fail to open (Restore not applicable)

Table 96: Contact ID Event Code Classifications (continued)

#	Event Type	Zone
454	Failed to Close	Trouble-Fail to Close (Restore not applicable)
455	Auto-Arm Failed	Trouble-Auto Arm Failed (Restore not applicable)
456	Partial Arm	Closing-Partial arm-User #
457	Exit Error (User)	Closing-Exit Error-User #
458	User on Premises	Opening-User on Prem. -User #
459	Recent Close	Trouble-Recent Close-User # (Restore not applicable)
461	Wrong Code Entry	Access-Wrong Code entry (Restore not applicable)
462	Legal Code Entry	Access-Legal Code entry-user # (Restore not applicable)
463	Re-arm after Alarm	Status-Re Arm After Alarm-User # (restore not applicable)
464	Auto Arm Time Extended	Status-Auto Arm Time Ext.-User # (Restore not applicable)
465	Panic Alarm Reset	Status-PA Reset (Restore not applicable)
Remote Access:		
411	Callback Requested	Remote-Callback Requested (Restore not applicable)
412	Success-Download/access	Remote-Successful Access (Restore not applicable)
413	Unsuccessful Access	Remote-Unsuccessful Access (Restore not applicable)
414	System Shutdown	Remote-System Shutdown
415	Dialer Shutdown	Remote-Dialer Shutdown
416	Successful Upload	Remote-Successful Upload (Restore not applicable)
Access Control:		
421	Access Denied	Access-Access Denied-User # (Restore not applicable)
422	Access Report by User	Access-Access Gained-User # (Restore not applicable)
423	Forced Access	Panic-Forced Access-#
424	Egress Denied	Access-Egress Denied (Restore not applicable)
425	Egress Granted	Access-Egress Granted (Restore not applicable)
426	Access Door Propped Open	Access-Door Propped Open-#
427	Access Point DSM Trouble	Access-ACS Point DSM Trbl.-#
428	Access Point RTE Trouble	Access-ACS Point RTE Trbl.-#
429	Access Program Mode Entry	Access-ACS Prog. Entry-User # (Restore not applicable)

Table 96: Contact ID Event Code Classifications (continued)		
#	Event Type	Zone
430	Access Program Mode Exit	Access-ACS Prog. Exit-User # (Restore not applicable)
431	Access Threat Level Change	Access-ACS Threat Level Chg.
432	Access Relay/Trigger Fail	Access-ACS Relay/Trig. Fail-#
433	Access RTE Shunt	Access-ACS RTE Shunt-#
434	Access DSM Shunt	Access-ACS DSM Shunt-#
System Disables:		
501	Access Reader Disable	Disable-Access Rdr. Disable-#
Sounder/Relay Disables:		
520	Sounder/Relay Disable	Disable-Sounder/Relay-#
521	Bell 1 Disable	Disable-Bell/Siren #1
522	Bell 2 Disable	Disable-Bell/Siren #2
523	Alarm Relay Disable	Disable-Alarm Relay
524	Trouble Relay Disable	Disable-Trouble Relay
525	Reversing Relay Disable	Disable-Reversing Relay
526	Notification Appliance Ckt #3	Disable-Notification Appl. Ckt #3
527	Notification Appliance Ckt #4	Disable-Notification Appl. Ckt #4
System Peripheral Disables:		
531	Module Added	Super.-Module Added (Restore not applicable)
532	Module Removed	Super.-Module Removed (Restore not applicable)
Communication Disables:		
551	Dialer Disabled	Disable-Dialer Disable
552	Radio Xmitter Disabled	Disable-Radio Disable
553	Remote Upload/Download	Disable-Rem. Up/Download Disable
Bypasses:		
570	Zone/Sensor Bypass	Bypass-Zone Bypass-#
571	Fire Bypass	Bypass-Fire Bypass-#

Table 96: Contact ID Event Code Classifications (continued)

#	Event Type	Zone
572	24 Hour Zone Bypass	Bypass-24 Hour Bypass-#
573	Burg. Bypass	Bypass-Burg. Bypass-#
574	Group Bypass	Bypass-Group Bypass-User #
575	Swinger Bypass	Bypass-Swinger Bypass-#
576	Access Zone Shunt	Access-ACS Zone Shunt-#
577	Access Point Bypass	Access-ACS Point Bypass-#
Test/Misc.:		
601	Manual Test	Test-Manually Triggered (Restore not applicable)
602	Periodic Test	Test-Periodic (Restore not applicable)
603	Periodic RF Xmission	Test-Periodic Radio (Restore not applicable)
604	Fire Test	Test-Fire Walk Test-User #
605	Status Report To Follow	Test-Fire Walk-User #
606	Listen-In To Follow	Listen-Listen-In Active (Restore not applicable)
607	Walk-Test Mode	Test-Walk Test Mode-User #
608	System Trouble Present	Test-System Trouble Present (Restore not applicable)
609	Video XMTR Active	Listen-Video Xmitter Active (Restore not applicable)
611	Point Tested OK	Test-Point Tested OK-# (Restore not applicable)
612	Point Not Tested	Test-Point Not Tested-# (Restore not applicable)
613	Intrusion Zone Walk Tested	Test-Intrn Zone Walk Test-# (Restore not applicable)
614	Fire Zone Walk Tested	Test-Fire Zone Walk Test-# (Restore not applicable)
615	Panic Zone Walk Tested	Test-PA Zone Walk Test (Restore not applicable)
616	Service Request	Trouble-Service Request
Event Log:		
621	Event Log Reset	Trouble-Event Log Reset (Restore not applicable)
622	Event Log 50% Full	Trouble-Event Log 50% Full (Restore not applicable)
623	Event Log 90% Full	Trouble-Event Log 90% Full (Restore not applicable)
624	Event Log Overflow	Trouble-Event Log Overflow (Restore not applicable)
625	Time/Date Reset	Trouble-Time/Date Reset-User # (Restore not applicable)
626	Time/Date Inaccurate	Trouble-Time/Date Invalid

Table 96: Contact ID Event Code Classifications (continued)		
#	Event Type	Zone
627	Program Mode Entry	Trouble-Program Mode Entry (Restore not applicable)
628	Program Mode Exit	Trouble-Program Mode Exit (Restore not applicable)
Scheduling:		
630	Schedule Change	Trouble-Schedule Changed (Restore not applicable)
631	Exception Sched. Change	Trouble-Esc. Sched. Changed (Restore not applicable)
632	Access Schedule Changes	Trouble-Access Sched. Changed (Restore not applicable)
Personnel Monitoring:		
641	Senior Watch Trouble	Trouble-Senior Watch Trouble
642	Latch-key Supervision	Status-Latch-key Super-User # (Restore not applicable)
Special Codes:		
750-789	These codes are used only by Protection and can be assigned any unique non-standard Event code that Pro 1 tracks.	

Appendix B: Internal Messages

#	Internal Messages	D6500 Output ²	SIA Output ²	Printer Output
1.	Acknowledge			Acknowledge
2.	Keypad Operation ¹	X 0	[NYZ]	OPERATOR KEYPAD OPERATION
3.	Service Required ¹	X 1	[NYX]	SERVICE REQUIRED
4.	Set Time	X 2	[NJT]	TIME SET
5.	Battery Missing	X 9	[NYM]	BATTERY MISSING
6.	Battery Present ¹	X 10	[NYR]	BATTERY PRESENT
7.	Battery Bad	X 11	[NYT]	BATTERY LOW
8.	Battery Restore	X 12	[NYR]	BATTERY RESTORE
9.	AC Fail	X 13	[NAT]	AC FAIL
10.	AC Restore	X 14	[NAR]	AC RESTORE
11.	Paper In ¹	X 15	[NVI]	PAPER IN
12.	Paper Out ¹	X 16	[NVO]	PAPER OUT
13.	Local Parameter Program In ¹	X 17	[NLB]	LOCAL PARM PROGRAM IN
14.	Local Parameter Program Successful ¹	X 18	[NLS]	LOCAL PARM PROGRAM OK
15.	Local Software Program In ¹	X 41	[NLB]	LOCAL SOFTWARE PROG IN
16.	Local Software Program Successful ¹	X 42	[NLS]	LOCAL SOFTWARE PROG OK
17.	Local Program Failure ¹	X 43	[NLU]	LOCAL PROGRAM FAILURE
18.	Local Program Denied ¹	X 44	[NLD]	LOCAL PROGRAM DENIED
19.	Remote Parameter Program In	X 45	[NRB]	REMOTE PARM PROGRAM IN
20.	Remote Parameter Program Successful	X 46	[NRS]	REMOTE PARM PROGRAM OK
21.	Remote Software Program In	X 47	[NRB]	REMOTE SOFTWARE PROG IN
22.	Remote Software Program Successful	X 48	[NRS]	REMOTE PROGRAM SUCCESS
23.	Remote Program Failure	X 49	[NRU]	REMOTE PROGRAM FAILURE
24.	Remote Program Denied ¹	X 50	[NRD]	REMOTE PROGRAM DENIED
25.	Printer On Line ¹	X 19	[NVY]	PRINTER ON LINE

Table 97: Internal Messages (continued)

#	Internal Messages	D6500 Output ²	SIA Output ²	Printer Output
26.	Printer Off Line ¹	X 20	[NVZ]	PRINTER OFF LINE
27.	External PRT Error	X 21	[NVT]	EXTERNAL PRINTER ERROR
28.	External PRT Restore	X 22	[NVR]	EXTERNAL PRINTER RESTORE
29.	Internal PRT Error ¹	X 21	[NVT]	INTERNAL PRINTER ERROR
30.	Internal PRT Restore ¹	X 22	[NVR]	INTERNAL PRINTER RESTORE
31.	Busy Seconds	bbb B	[NYBbbb]	BUSY SECONDS bbb%
32.	COM3 Error	X 30	[NYC]	COMPUTER ERROR
33.	COM3 Trouble	X 31	[NYS]	COMPUTER TROUBLE
34.	COM3 Restore	X 32	[NYK]	COMPUTER RESTORE
35.	UPS AC Fail	X 33	[NUA01]	UPS AC FAIL
36.	UPS AC Restore	X 34	[NUR01]	UPS AC RESTORE
37.	UPS Battery Low	X 35	[NUA02]	UPS BATTERY LOW
38.	UPS Battery Restore	X 36	[NUR02]	UPS BATTERY RESTORE
39.	System Reset	X 37	[NYW01]	SYSTEM RESET
40.	System Default ¹	X 38	[NYG]	SYSTEM DEFAULT
41.	System Temperature High	X 39	[NKA]	SYSTEM TEMPERATURE HIGH
42.	System Temperature Restore	X 40	[NKR]	SYSTEM TEMPERATURE RESTORE
43.	Slotx/Linex (Lxx) Line Fault	X 5	[NLT]	PHONE LINE FAULT
44.	Slotx/Linex (Lxx) Line Restore	X 6	[NLR]	PHONE LINE RESTORE
45.	Slotx/Linex (Lxx) Line Card Trouble	X 7	[NYD]	LINE CARD TROUBLE
46.	Slotx/Linex (Lxx) Line Card Restore	X 8	[NYE]	LINE CARD RESTORE
47.	Slotx/Linex (Lxx) Audio In	*	[NLF]	AUDIO IN
48.	Slotx/Linex (Lxx) Audio Done	L	[NLE]	AUDIO DONE
49.	Slotx/Linex (Lxx) Communication Error ¹	X 60	[NUA03]	COMMUNICATION ERROR
50.	Slotx/Linex (Lxx) Communication Restr ¹	X 61	[NUR03]	COMMUNICATION RESTORE
51.	Slotx/Linex (Lxx) Data Error	X 62	[NYN]	DATA ERROR

Table 97: Internal Messages (continued)

#	Internal Messages	D6500 Output ²	SIA Output ²	Printer Output
52.	Slotx/Linex (Lxx) No Data Received	X 63	[NUT04]	NO DATA RECEIVED
53.	Slotx/Linex (Lxx) Reset	X 64	[NYW02]	LINE RESET
54.	Slotx/Linex (Lxx) Codec Error ¹	X 65	[NUT05]	CODEC ERROR
55.	Slotx/Linex (Lxx) Private Call	P	[NUT06]	PRIVATE CALL
56.	Slotx/Linex (Lxx) No Call Number	N	[NUT07]	NO CALL NUMBER
57.	Slotx/Linex (Lxx) Caller Unknown	U	[NUT08]	CALLER UNKNOWN
58.	Set Date	X 51	[NJD]	DATE SET
59.	Stop Two Way Audio	X 52	[CLK]	TWO WAY AUDIO STOP
60.	CPU Data Error ¹	X 53	[NYN01]	CPU DATA ERROR
61.	Network Error ¹	X 54	[NNT]	NETWORK ERROR
62.	Network Restore ¹	X 55	[NNR]	NETWORK RESTORE
63.	Account Status Failure	T B02	[NYC]	COMM FAIL
64.	Account Status Restore	N B02	[NYK]	COMM FAIL RESTR
65.	Supervision Rate Changed	X 66	[NCO0001]	SUPERVISION RATE CHANGED
66.	Switch To Intercept Mode	X 88	[NCO0002]	SWITCH TO INTERCEPT MODE
67.	Switch to Fallback Mode	X 81	[NCO0003]	SWITCH TO FALLBACK MODE
68.	Diabile Intercept Mode	X 83	[NCO0004]	DISABLE INTERCEPT MODE
69.	Activate Output	X 84	[NCO0005]	ACTIVATE OUTPUT
70.	Deactivate Output	X 86	[NCO0006]	DEACTIVATE OUTPUT
71.	C900 Reboot	X 59	[NSC0001]	C900 REBOOT
72.	C900 Battery Low	X 58	[NSC0002]	C900 VOLTAGE LOW
73.	C900 Battery Restore	X 68	[NSC0003]	C900 VOLTAGE RESTORE

Table 97: Internal Messages (continued)

#	Internal Messages	D6500 Output ²	SIA Output ²	Printer Output
74.	C900 Switched to Intercept	X 87	[NSC0004]	C900 SWITCHED TO INTERCEPT
75.	C900 Switched to Fallback	X 82	[NSC0005]	C900 SWITCHED TO FALLBACK
76.	C900 Output Activated	X 85	[NSC0006]	C900 OUTPUT ACTIVATED
77.	C900 Output Deactivated	X 94	[NSC0007]	C900 OUTPUT DEACTIVATED
78.	C900 Input Shorted	X 89	[NSC0008]	C900 INPUT SHORTED
79.	C900 Input Open	X 90	[NSC0009]	C900 INPUT OPEN
80.	C900 Input Restored	X 91	[NSC0010]	C900 INPUT RESTORED
81.	C900 Intercept Enabled	X 92	[NSC0011]	C900 INTERCEPT ENABLED
82.	C900 Intercept Disabled	X 93	[NSC0012]	C900 INTERCEPT DISABLED
83.	No Acknowledgement Received	X 71	[NYU0001]	NO ACKNOWLEDGEMENT RECEIVED
84.	Not Dialing	X 72	[NYU0002]	NOT DIALING
85.	Dialing Error	X 73	[NYU0003]	DIALING ERROR
86.	No Response to Handshake	X 74	[NYU0004]	NO RESPONSE TO HANDSHAKE
87.	No Response to Acknowledgement	X 75	[NYU0005]	NO RESPONSE TO ACK
88.	Message Unknown	X 76	[NYU0006]	MESSAGE UNKNOWN
89.	Invalid Message	X 77	[NYU0007]	INVALID MESSAGE
90.	30 Minutes Since Fallback Command	X 95	[NMI0001]	30 MIN SINCE FALLBACK CMD
91.	Alarm for Panel Substitution	A D53	[Npt003AA007]	ALARM-PNL SUBST
92.	Account Disable by Attack	TB03	[Npt003YC008]	ACCOUNT DISABLED BY ATTACK
93.	Incompatible	X 99	[NIVn]	INCOMPATIBLE FIRMWARE
94.	Incompatible	X 100	[NIUn]	INCOMPATIBLE HARDWARE
¹	Internal message is not implemented.			
²	Output messages are abbreviated.			

Appendix C: Modem4/ModemIIIa² Messages



For lines that are grouped, Gxx appears instead of Lxx.

The GV4 (v2.x.x and higher)/B5512/B4512 send 4-digit user and point numbers. Panels using Modem4 send 4-digit Point and User data.

New events added since the last revision of this document are identified as a New Message in the Comments column.

Comment numbers are identified in the *ZONEX and Comex Translation* section following this table.

Table 98: Modem4/ModemIIIa² Messages

	Event	Device/Mode	Display/Explanation	Comments
1	Abort (No User)	Printer: D6500 Mode: SIA Mode:	dd/dd tt:tt Lxx ACC aaaa ABORT BY USER +++ACC aaaa AREA=a hlrrlssssssaaaaaIsD4lt <header>[#aaaa NriaAB]	
2	Abort	Printer: D6500 Mode: SIA Mode:	dd/dd tt:tt Lxx ACC aaaa ABORT BY USER +++ACC aaaa AREA=a ID=iii hlrrlssssssaaaaaIsiiit <header>[#aaaa Nria/idiiiAB]	
3	Abort (4-digit User)	Printer: D6500 Mode: SIA Mode:	dd/dd tt:tt Lxx ACC aaaa ABORT BY USER +++ACC aaaa AREA=aa ID=iiii hlrrlssssssaaaaaIiiiiit <header>[#aaaa Nriaa/idiiiiAB]	
4	Access Granted	Printer: D6500 Mode: SIA Mode:	dd/dd tt:tt Lxx ACC aaaa ACCESS GRANTED +++ACC aaaa AREA=a CRD=iii-x POINT=ppp hlrrlssssssaaaaaAGsppt <header>[#aaaa Nria/idiiiDGppp]	
5	Access Granted (4-digit User)	Printer: D6500 Mode: SIA Mode:	dd/dd tt:tt Lxx ACC aaaa ACCESS GRANTED +++ACC aaaa AREA=aa CRD=iiii POINT=ppp hlrrlssssssaaaaaAGsppt <header>[#aaaa Nriaa/idiiiiDGppp]	
6	Access Granted (4-digit Point)	Printer: D6500 Mode: SIA Mode:	dd/dd tt:tt Lxx ACC aaaa ACCESS GRANTED +++ACC aaaa AREA=aa CRD=iii-x POINT=pppp hlrrlssssssaaaaaAGpppt <header>[#aaaa Nriaa/idiiiDGpppp]	
7	Access Granted (4-digit User / Point)	Printer: D6500 Mode: SIA Mode:	dd/dd tt:tt Lxx ACC aaaa ACCESS GRANTED +++ACC aaaa AREA=aa CRD=iiii POINT=pppp hlrrlssssssaaaaaAGpppt <header>[#aaaa Nriaa/idiiiiDGpppp]	
8	AC Fail	Printer: D6500 Mode: SIA Mode:	dd/dd tt:tt Lxx ACC aaaa AC FAILURE +++ACC aaaa AREA=aa hlrrlssssssaaaaaPssst <header>[#aaaa NriaaAT]	
9	AC Fail (No Area)	Printer: D6500 Mode: SIA Mode:	dd/dd tt:tt Lxx ACC aaaa AC FAILURE hlrrlssssssaaaaaPssst <header>[#aaaa NAT]	
10	AC Restoral	Printer: D6500 Mode: SIA Mode:	dd/dd tt:tt Lxx ACC aaaa AC RESTORAL +++ACC aaaa AREA=aa hlrrlssssssaaaaaRsss0t <header>[#aaaa NriaaAR]	
11	AC Restoral (No Area)	Printer: D6500 Mode: SIA Mode:	dd/dd tt:tt Lxx ACC aaaa AC RESTORAL hlrrlssssssaaaaaRsss0t <header>[#aaaa NAR]	
12	Alarm from Recent Closing (2 min of close) (No User)	Printer: D6500 Mode: SIA Mode:	dd/dd tt:tt Lxx ACC aaaa ALARM REPORT +++ACC aaaa RECENT CLOSING +++ACC aaaa AREA=a POINT=ppp hlrrlssssssaaaaaAspppt <header>[#aaaa NriaCRppp]	
13	Alarm from Recent Closing (2 min of close)	Printer: D6500 Mode: SIA Mode:	dd/dd tt:tt Lxx ACC aaaa ALARM REPORT +++ACC aaaa RECENT CLOSING +++ACC aaaa AREA=a ID=iii POINT=ppp hlrrlssssssaaaaaAspppt <header>[#aaaa Nria/idiiiCRppp]	
14	Alarm from Recent Closing (2 min of close) (No User / 4-digit Point)	Printer: D6500 Mode: SIA Mode:	dd/dd tt:tt Lxx ACC aaaa ALARM REPORT +++ACC aaaa RECENT CLOSING +++ACC aaaa AREA=aa POINT=pppp hlrrlssssssaaaaaAppppt <header>[#aaaa NriaaCRpppp]	

Table 98: Modem4/ModemIIIa² Messages

	Event	Device/Mode	Display/Explanation	Comments
15	Alarm from Recent Closing (2 min of close) (4-digit Point)	Printer: D6500 Mode: SIA Mode:	dd/dd tt:tt Lxx ACC aaaa ALARM REPORT +++ACC aaaa RECENT CLOSING +++ACC aaaa AREA=aa ID=iii POINT=pppp hlrrlssssssaaaaasAppppt <header>[#aaaa Nriaa/idiicRpppp]	
16	Alarm from Recent Closing (2 min of close) (4-digit User / Point)	Printer: D6500 Mode: SIA Mode:	dd/dd tt:tt Lxx ACC aaaa ALARM REPORT +++ACC aaaa RECENT CLOSING +++ACC aaaa AREA=aa ID=iiii POINT=pppp hlrrlssssssaaaaasAppppt <header>[#aaaa Nriaa/idiicRpppp]	
17	Alarm from Recent Closing / Ground Fault (2 min of close) (No User)	Printer: D6500 Mode: SIA Mode:	dd/dd tt:tt Lxx ACC aaaa ALARM REPORT +++ACC aaaa RECENT CLOSING +++ACC aaaa GROUND FAULT +++ACC aaaa AREA=a POINT=ppp hlrrlssssssaaaaasAppppt <header>[#aaaa NriaCRppp]	
18	Alarm from Recent Closing / Ground Fault (2 min of close)	Printer: D6500 Mode: SIA Mode:	dd/dd tt:tt Lxx ACC aaaa ALARM REPORT +++ACC aaaa RECENT CLOSING +++ACC aaaa GROUND FAULT +++ACC aaaa AREA=a ID=iii POINT=ppp hlrrlssssssaaaaasAppppt <header>[#aaaa Nria/idiicRppp]	
19	Alarm from Recent Closing / Ground Fault (2 min of close) (No User / 4-digit point)	Printer: D6500 Mode: SIA Mode:	dd/dd tt:tt Lxx ACC aaaa ALARM REPORT +++ACC aaaa RECENT CLOSING +++ACC aaaa GROUND FAULT +++ACC aaaa AREA=aa POINT=pppp hlrrlssssssaaaaasAppppt <header>[#aaaa NriaaCRpppp]	
20	Alarm from Recent Closing / Ground Fault (2 min of close) (4-digit Point)	Printer: D6500 Mode: SIA Mode:	dd/dd tt:tt Lxx ACC aaaa ALARM REPORT +++ACC aaaa RECENT CLOSING +++ACC aaaa GROUND FAULT +++ACC aaaa AREA=aa ID=iii POINT=pppp hlrrlssssssaaaaasAppppt <header>[#aaaa Nriaa/idiicRpppp]	
21	Alarm from Recent Closing / Ground Fault (2 min of close) (4-digit User / Point)	Printer: D6500 Mode: SIA Mode:	dd/dd tt:tt Lxx ACC aaaa ALARM REPORT +++ACC aaaa RECENT CLOSING +++ACC aaaa GROUND FAULT +++ACC aaaa AREA=aa ID=iiii POINT=pppp hlrrlssssssaaaaasAppppt <header>[#aaaa Nriaa/idiicRpppp]	
22	Alarm Cross Point	Printer: D6500 Mode: SIA Mode:	dd/dd tt:tt Lxx ACC aaaa ALARM REPORT +++ACC aaaa CROSS POINT +++ACC aaaa AREA=a CG=gg POINT=ppp hlrrlssssssaaaaasAppppt <header>[#aaaa NriaBMppp]	
23	Alarm Cross Point (No Area)	Printer: D6500 Mode: SIA Mode:	dd/dd tt:tt Lxx ACC aaaa ALARM REPORT +++ACC aaaa CROSS POINT +++ACC aaaa POINT=ppp hlrrlssssssaaaaasAppppt <header>[#aaaa NBMppp]	
24	Alarm Cross Point (4-digit Point)	Printer: D6500 Mode: SIA Mode:	dd/dd tt:tt Lxx ACC aaaa ALARM REPORT +++ACC aaaa CROSS POINT +++ACC aaaa AREA=aa CG=gg POINT=pppp hlrrlssssssaaaaasAppppt <header>[#aaaa NriaaBMpppp]	
25	Alarm Cross Point / Ground Fault	Printer: D6500 Mode: SIA Mode:	dd/dd tt:tt Lxx ACC aaaa ALARM REPORT +++ACC aaaa CROSS POINT, GROUND FAULT +++ACC aaaa AREA=a CG=gg POINT=ppp hlrrlssssssaaaaasAppppt <header>[#aaaa NriaBMppp]	
26	Alarm Cross Point / Ground Fault (4-digit Point)	Printer: D6500 Mode: SIA Mode:	dd/dd tt:tt Lxx ACC aaaa ALARM REPORT +++ACC aaaa CROSS POINT, GROUND FAULT +++ACC aaaa AREA=aa CG=gg POINT=pppp hlrrlssssssaaaaasAppppt <header>[#aaaa NriaaBMpppp]	
27	Alarm Door Forced	Printer: D6500 Mode: SIA Mode:	dd/dd tt:tt Lxx ACC aaaa ALARM REPORT +++ACC aaaa DOOR FORCED +++ACC aaaa AREA=a POINT=ppp hlrrlssssssaaaaasAppppt <header>[#aaaa NriaDFppp]	

Table 98: Modem4/ModemIIIa² Messages

	Event	Device/Mode	Display/Explanation	Comments
28	Alarm Door Forced (4-digit Point)	Printer: D6500 Mode: SIA Mode:	dd/dd tt:tt Lxx ACC aaaa ALARM REPORT +++ACC aaaa DOOR FORCED +++ACC aaaa AREA=aa POINT=pppp hlrrlssssssaaaaaAspppt <header>[#aaaa NriaaDFpppp]	
29	Alarm Exit Error (No User)	Printer: D6500 Mode: SIA Mode:	dd/dd tt:tt Lxx ACC aaaa ALARM REPORT +++ACC aaaa EXIT ERROR +++ACC aaaa AREA=a POINT=ppp hlrrlssssssaaaaaAspppt <header>[#aaaa NriaEAppp]	
30	Alarm Exit Error (No user / 4-digit Point)	Printer: D6500 Mode: SIA Mode:	dd/dd tt:tt Lxx ACC aaaa ALARM REPORT +++ACC aaaa EXIT ERROR +++ACC aaaa AREA=aa POINT=pppp hlrrlssssssaaaaaAspppt <header>[#aaaa NriaaEApppp]	
31	Alarm Exit Error (No Area)	Printer: D6500 Mode: SIA Mode:	dd/dd tt:tt Lxx ACC aaaa ALARM REPORT +++ACC aaaa EXIT ERROR +++ACC aaaa ID=iii POINT=ppp hlrrlssssssaaaaaAspppt <header>[#aaaa NidiiiEAppp]	
32	Alarm Exit Error	Printer: D6500 Mode: SIA Mode:	dd/dd tt:tt Lxx ACC aaaa ALARM REPORT +++ACC aaaa EXIT ERROR +++ACC aaaa AREA=a ID=iii POINT=ppp hlrrlssssssaaaaaAspppt <header>[#aaaa Nria/idiieAppp]	
33	Alarm Exit Error (4-digit Point)	Printer: D6500 Mode: SIA Mode:	dd/dd tt:tt Lxx ACC aaaa ALARM REPORT +++ACC aaaa EXIT ERROR +++ACC aaaa AREA=aa ID=iii POINT=pppp hlrrlssssssaaaaaAspppt <header>[#aaaa Nriaa/idiieApppp]	
34	Alarm Exit Error (4-digit User / Point)	Printer: D6500 Mode: SIA Mode:	dd/dd tt:tt Lxx ACC aaaa ALARM REPORT +++ACC aaaa EXIT ERROR +++ACC aaaa AREA=aa ID=iiii POINT=pppp hlrrlssssssaaaaaAspppt <header>[#aaaa Nriaa/idiieApppp]	
35	Alarm Exit Error / Ground Fault	Printer: D6500 Mode: SIA Mode:	dd/dd tt:tt Lxx ACC aaaa ALARM REPORT +++ACC aaaa EXIT ERROR, GROUND FAULT +++ACC aaaa AREA=a ID=iii POINT=ppp hlrrlssssssaaaaaAspppt <header>[#aaaa Nria/idiieAppp]	
36	Alarm Exit Error / Ground Fault (4-digit Point)	Printer: D6500 Mode: SIA Mode:	dd/dd tt:tt Lxx ACC aaaa ALARM REPORT +++ACC aaaa EXIT ERROR, GROUND FAULT +++ACC aaaa AREA=aa ID=iii POINT=pppp hlrrlssssssaaaaaAspppt <header>[#aaaa Nriaa/idiieApppp]	
37	Alarm Exit Error / Ground Fault (4-digit User / Point)	Printer: D6500 Mode: SIA Mode:	dd/dd tt:tt Lxx ACC aaaa ALARM REPORT +++ACC aaaa EXIT ERROR, GROUND FAULT +++ACC aaaa AREA=aa ID=iiii POINT=pppp hlrrlssssssaaaaaAspppt <header>[#aaaa Nriaa/idiieApppp]	
38	Alarm Exit Error / Ground Fault (No user)	Printer: D6500 Mode: SIA Mode:	dd/dd tt:tt Lxx ACC aaaa ALARM REPORT +++ACC aaaa EXIT ERROR, GROUND FAULT +++ACC aaaa AREA=a POINT=ppp hlrrlssssssaaaaaAspppt <header>[#aaaa NriaEAppp]	
39	Alarm Exit Error / Ground Fault (No user / 4-digit Point)	Printer: D6500 Mode: SIA Mode:	dd/dd tt:tt Lxx ACC aaaa ALARM REPORT +++ACC aaaa EXIT ERROR, GROUND FAULT +++ACC aaaa AREA=aa POINT=pppp hlrrlssssssaaaaaAspppt <header>[#aaaa NriaaEApppp]	
40	Alarm Silenced (4-digit Point)	Printer: D6500 Mode: SIA Mode:	dd/dd tt:tt Lxx ACC aaaa ALARM SILENCED +++ACC aaaa AREA=aa POINT=pppp hlrrlssssssaaaaaFSppt <header>[#aaaa NriaaFLpppp]	
41	Analog Restoral / Sensor Dirty	Printer: D6500 Mode: SIA Mode:	dd/dd tt:tt Lxx ACC aaaa ALL PTS TESTED hlrrlssssssaaaaaRssFt <header>[#aaaa NTC]	
42	Analog Restoral	Printer: D6500 Mode: SIA Mode:	dd/dd tt:tt Lxx ACC aaaa ANALOG RESTORE +++ACC aaaa AREA=a POINT=ppp hlrrlssssssaaaaaRsppt <header>[#aaaa NriaANppp]	

Table 98: Modem4/ModemIIIa² Messages

	Event	Device/Mode	Display/Explanation	Comments
43	Analog Restoral / Sensor Dirty	Printer: D6500 Mode: SIA Mode:	dd/dd tt:tt Lxx ACC aaaa ANALOG RESTORE +++ACC aaaa SENSOR DIRTY +++ACC aaaa AREA=a POINT=ppp hlrrlssssssaaaaasRppp <header>[#aaaa NriaANppp]	
44	Analog Restoral (4-digit Point)	Printer: D6500 Mode: SIA Mode:	dd/dd tt:tt Lxx ACC aaaa ANALOG RESTORE +++ACC aaaa AREA=aa POINT=pppp hlrrlssssssaaaaasRppp <header>[#aaaa NriaANpppp]	
45	Analog Restoral / Sensor Dirty (4-digit Point)	Printer: D6500 Mode: SIA Mode:	dd/dd tt:tt Lxx ACC aaaa ANALOG RESTORE +++ACC aaaa SENSOR DIRTY +++ACC aaaa AREA=aa POINT=pppp hlrrlssssssaaaaasRppp <header>[#aaaa NriaANpppp]	
46	Analog Service	Printer: D6500 Mode: SIA Mode:	dd/dd tt:tt Lxx ACC aaaa ANALOG SERVICE +++ACC aaaa AREA=a POINT=ppp hlrrlssssssaaaaasTppp <header>[#aaaa NriaASppp]	
47	Analog Service / Dirty Sensor	Printer: D6500 Mode: SIA Mode:	dd/dd tt:tt Lxx ACC aaaa ANALOG SERVICE +++ACC aaaa SENSOR DIRTY +++ACC aaaa AREA=a POINT=ppp hlrrlssssssaaaaasTppp <header>[#aaaa NriaASppp]	
48	Analog Service (Level & Value)	Printer: D6500 Mode: SIA Mode:	dd/dd tt:tt Lxx ACC aaaa ANALOG SERVICE +++ACC aaaa AREA=a POINT=ppp +++ACC aaaa LEVEL=lll VALUE=vvv hlrrlssssssaaaaasTppp <header>[#aaaa Nria/lvlll/vavvvASppp]	
49	Analog Service (4-digit Point)	Printer: D6500 Mode: SIA Mode:	dd/dd tt:tt Lxx ACC aaaa ANALOG SERVICE +++ACC aaaa AREA=aa POINT=pppp hlrrlssssssaaaaasTppp <header>[#aaaa NriaASpppp]	
50	Analog Service / Dirty Sensor (4-digit Point)	Printer: D6500 Mode: SIA Mode:	dd/dd tt:tt Lxx ACC aaaa ANALOG SERVICE +++ACC aaaa SENSOR DIRTY +++ACC aaaa AREA=aa POINT=pppp hlrrlssssssaaaaasTppp <header>[#aaaa NriaASpppp]	
51	Analog Service (4-digit Point) (Level & Value)	Printer: D6500 Mode: SIA Mode:	dd/dd tt:tt Lxx ACC aaaa ANALOG SERVICE +++ACC aaaa AREA=aa POINT=pppp +++ACC aaaa LEVEL=lll VALUE=vvv hlrrlssssssaaaaasTppp <header>[#aaaa Nria/lvlll/vavvvASpppp]	
52	Area Watch Ended (No user)	Printer: D6500 Mode: SIA Mode:	dd/dd tt:tt Lxx ACC aaaa WATCH MODE END +++ACC aaaa AREA=a hlrrlssssssaaaaasNsD52t <header>[#aaaa NriaTZ]	
53	Area Watch Ended	Printer: D6500 Mode: SIA Mode:	dd/dd tt:tt Lxx ACC aaaa WATCH MODE END +++ACC aaaa AREA=a ID=iii hlrrlssssssaaaaasNsD52t <header>[#aaaa Nria/idiiiTZ]	
54	Area Watch Ended (4-digit User)	Printer: D6500 Mode: SIA Mode:	dd/dd tt:tt Lxx ACC aaaa WATCH MODE END +++ACC aaaa AREA=aa ID=iiii hlrrlssssssaaaaasNsD52t <header>[#aaaa Nria/idiiiTZ]	
55	Area Watch Started (No user)	Printer: D6500 Mode: SIA Mode:	dd/dd tt:tt Lxx ACC aaaa WATCH START +++ACC aaaa AREA=a hlrrlssssssaaaaasNsD51t <header>[#aaaa NriaTW]	
56	Area Watch Started	Printer: D6500 Mode: SIA Mode:	dd/dd tt:tt Lxx ACC aaaa WATCH START +++ACC aaaa AREA=a ID=iii hlrrlssssssaaaaasNsD51t <header>[#aaaa Nria/idiiiTW]	
57	Area Watch Started (4-digit User)	Printer: D6500 Mode: SIA Mode:	dd/dd tt:tt Lxx ACC aaaa WATCH START +++ACC aaaa AREA=aa ID=iiii hlrrlssssssaaaaasNsD51t <header>[#aaaa Nria/idiiiTW]	
58	Battery Low (System)	Printer: D6500 Mode: SIA Mode:	dd/dd tt:tt Lxx ACC aaaa BATTERY LOW hlrrlssssssaaaaasTsss9t <header>[#aaaa NYT]	
59	Battery Low (Area Specific)	Printer: D6500 Mode: SIA Mode:	dd/dd tt:tt Lxx ACC aaaa BATTERY LOW +++ACC aaaa AREA=aa hlrrlssssssaaaaasTsss9t <header>[#aaaa NriaaYT]	

Table 98: Modem4/ModemIIIa² Messages

	Event	Device/Mode	Display/Explanation	Comments
60	Battery Missing (System)	Printer: D6500 Mode: SIA Mode:	dd/dd tt:tt Lxx ACC aaaa BATTERY MISSING hlrrlssssssaaaaasTsss9t <header>[#aaaa NYM]	
61	Battery Restoral (System)	Printer: D6500 Mode: SIA Mode:	dd/dd tt:tt Lxx ACC aaaa BATTERY RESTORE hlrrlssssssaaaaasRsss9t <header>[#aaaa NYR]	
62	Battery Restoral (Area Specific)	Printer: D6500 Mode: SIA Mode:	dd/dd tt:tt Lxx ACC aaaa BATTERY RESTORE +++ACC aaaa AREA=aa hlrrlssssssaaaaasRsss9t <header>[#aaaa NriaaYR]	
63	Battery Trouble	Printer: D6500 Mode: SIA Mode:	dd/dd tt:tt Lxx ACC aaaa BATTERY TROUBLE hlrrlssssssaaaaasTsss9t <header>[#aaaa NYT]	New Message
64	Battery Trouble (Device Specific)	Printer: D6500 Mode: SIA Mode:	dd/dd tt:tt Lxx ACC aaaa BATTERY TROUBLE +++ACC aaaa SDI=dddd hlrrlssssssaaaaasTsss9t <header>[#aaaa NpiddddYT]	New Message
65	Battery Trouble Restoral	Printer: D6500 Mode: SIA Mode:	dd/dd tt:tt Lxx ACC aaaa BATT TRBL REST hlrrlssssssaaaaasRsss9t <header>[#aaaa NYR]	New Message
66	Battery Trouble Restoral (Device Specific)	Printer: D6500 Mode: SIA Mode:	dd/dd tt:tt Lxx ACC aaaa BATT TRBL REST +++ACC aaaa SDI=dddd hlrrlssssssaaaaasRsss9t <header>[#aaaa NpiddddYR]	New Message
67	Bypass Restore (No Area)	Printer: D6500 Mode: SIA Mode:	dd/dd tt:tt Lxx ACC aaaa BYPASS RESTORE +++ACC aaaa POINT=ppp hlrrlssssssaaaaaRBppppt <header>[#aaaa NUUppp]	
68	Bypass Restore	Printer: D6500 Mode: SIA Mode:	dd/dd tt:tt Lxx ACC aaaa BYPASS RESTORE +++ACC aaaa AREA=a POINT=ppp hlrrlssssssaaaaaRBppppt <header>[#aaaa NriaaUUppp]	
69	Bypass Restore (4-digit Point)	Printer: D6500 Mode: SIA Mode:	dd/dd tt:tt Lxx ACC aaaa BYPASS RESTORE +++ACC aaaa AREA=aa POINT=pppp hlrrlssssssaaaaaRBppppt <header>[#aaaa NriaaUUpppp]	
70	Bypass Restore / Fire Point (4-digit Point)	Printer: D6500 Mode: SIA Mode:	dd/dd tt:tt Lxx ACC aaaa BYPASS RESTORE +++ACC aaaa FIRE POINT +++ACC aaaa AREA=aa POINT=pppp hlrrlssssssaaaaaRBppppt <header>[#aaaa NriaaFUpppp]	
71	Bypass Restore / Supervisory Point (4-digit Point)	Printer: D6500 Mode: SIA Mode:	dd/dd tt:tt Lxx ACC aaaa BYPASS RESTORE +++ACC aaaa SUPERVISORY POINT +++ACC aaaa AREA=aa POINT=pppp hlrrlssssssaaaaaRBppppt <header>[#aaaa NriaaSUpppp]	
72	Bypass Restore / Waterflow Point (4-digit Point)	Printer: D6500 Mode: SIA Mode:	dd/dd tt:tt Lxx ACC aaaa BYPASS RESTORE +++ACC aaaa WATERFLOW POINT +++ACC aaaa AREA=aa POINT=pppp hlrrlssssssaaaaaRBppppt <header>[#aaaa NriaaWUpppp]	
73	Cancel Alarm (No Area)	Printer: D6500 Mode: SIA Mode:	dd/dd tt:tt Lxx ACC aaaa CANCEL ALARM +++ACC aaaa ID=iii hlrrlssssssaaaaas\siit <header>[#aaaa NidiiiBC]	
74	Cancel Alarm	Printer: D6500 Mode: SIA Mode:	dd/dd tt:tt Lxx ACC aaaa CANCEL ALARM +++ACC aaaa AREA=a ID=iii hlrrlssssssaaaaas\siit <header>[#aaaa Nria/idiiiBC]	
75	Cancel Alarm (No User)	Printer: D6500 Mode: SIA Mode:	dd/dd tt:tt Lxx ACC aaaa CANCEL ALARM +++ACC aaaa AREA=a hlrrlssssssaaaaas\ssst <header>[#aaaa NriaBC]	
76	Cancel Alarm (4-digit User)	Printer: D6500 Mode: SIA Mode:	dd/dd tt:tt Lxx ACC aaaa CANCEL ALARM +++ACC aaaa AREA=aa ID=iiii hlrrlssssssaaaaas\iiii <header>[#aaaa Nriaa/idiiiiBC]	
77	Card Assigned by Programmer	Printer: D6500 Mode: SIA Mode:	dd/dd tt:tt Lxx ACC aaaa CARD ASSIGNED +++ACC aaaa BY PROGRAMMER +++ACC aaaa CRD=iii-x SDI=ddd hlrrlssssssaaaaasNsD30t <header>[#aaaa NpidddDAiii]	

Table 98: Modem4/ModemIIIa² Messages

	Event	Device/Mode	Display/Explanation	Comments
78	Card Assigned by Programmer (4-digit User)	Printer: D6500 Mode: SIA Mode:	dd/dd tt:tt Lxx ACC aaaa CARD ASSIGNED +++ACC aaaa BY PROGRAMMER +++ACC aaaa CRD=iiii SDI=ddd hlrrlssssssaaaaasNsD30t <header>[#aaaa NpiddDAiiii]	
79	Card Assigned by Remote	Printer: D6500 Mode: SIA Mode:	dd/dd tt:tt Lxx ACC aaaa CARD ASSIGNED +++ACC aaaa BY REMOTE +++ACC aaaa CRD=iii-x hlrrlssssssaaaaasNsD30t <header>[#aaaa NDAiii]	
80	Card Assigned by Remote (4-digit User)	Printer: D6500 Mode: SIA Mode:	dd/dd tt:tt Lxx ACC aaaa CARD ASSIGNED +++ACC aaaa BY REMOTE +++ACC aaaa CRD=iiii hlrrlssssssaaaaasNsD30t <header>[#aaaa NDAiiii]	
81	Card Assigned by User	Printer: D6500 Mode: SIA Mode:	dd/dd tt:tt Lxx ACC aaaa CARD ASSIGNED +++ACC aaaa BY USER +++ACC aaaa CRD=iii-x ID=iii hlrrlssssssaaaaasNsD30t <header>[#aaaa NidiiiDAiii]	
82	Card Assigned by User (4-digit User)	Printer: D6500 Mode: SIA Mode:	dd/dd tt:tt Lxx ACC aaaa CARD ASSIGNED +++ACC aaaa BY USER +++ACC aaaa CRD=iiii ID=iiii hlrrlssssssaaaaasNsD30t <header>[#aaaa NidiiiDAiiii]	
83	Card Assigned by User (No User)	Printer: D6500 Mode: SIA Mode:	dd/dd tt:tt Lxx ACC aaaa CARD ASSIGNED +++ACC aaaa BY USER hlrrlssssssaaaaasNsD30t <header>[#aaaa NDA]	
84	Card Deleted by User (No User)	Printer: D6500 Mode: SIA Mode:	dd/dd tt:tt Lxx ACC aaaa CARD DELETED +++ACC aaaa BY USER hlrrlssssssaaaaasNsD31t <header>[#aaaa NDB]	
85	Card Deleted by User	Printer: D6500 Mode: SIA Mode:	dd/dd tt:tt Lxx ACC aaaa CARD DELETED +++ACC aaaa BY USER +++ACC aaaa CRD=iii-x ID=iii hlrrlssssssaaaaasNsD31t <header>[#aaaa NidiiiDBiii]	
86	Card Deleted by User (4-digit User)	Printer: D6500 Mode: SIA Mode:	dd/dd tt:tt Lxx ACC aaaa CARD DELETED +++ACC aaaa BY USER +++ACC aaaa CRD=iiii ID=iiii hlrrlssssssaaaaasNsD31t <header>[#aaaa NidiiiDBiiii]	
87	Card Deleted by Programmer	Printer: D6500 Mode: SIA Mode:	dd/dd tt:tt Lxx ACC aaaa CARD DELETED +++ACC aaaa BY PROGRAMMER +++ACC aaaa CRD=iii-x SDI=ddd hlrrlssssssaaaaasNsD31t <header>[#aaaa NpiddDBiii]	
88	Card Deleted by Programmer (4-digit User)	Printer: D6500 Mode: SIA Mode:	dd/dd tt:tt Lxx ACC aaaa CARD DELETED +++ACC aaaa BY PROGRAMMER +++ACC aaaa CRD=iiii SDI=ddd hlrrlssssssaaaaasNsD31t <header>[#aaaa NpiddDBiiii]	
89	Card Deleted by Remote	Printer: D6500 Mode: SIA Mode:	dd/dd tt:tt Lxx ACC aaaa CARD DELETED +++ACC aaaa BY REMOTE +++ACC aaaa CRD=iii-x hlrrlssssssaaaaasNsD31t <header>[#aaaa NDBiii]	
90	Card Deleted by Remote (4-digit User)	Printer: D6500 Mode: SIA Mode:	dd/dd tt:tt Lxx ACC aaaa CARD DELETED +++ACC aaaa BY REMOTE +++ACC aaaa CRD=iiii hlrrlssssssaaaaasNsD31t <header>[#aaaa NDBiiii]	
91	Checksum Fail	Printer: D6500 Mode: SIA Mode:	dd/dd tt:tt Lxx ACC aaaa CHECKSUM FAIL hlrrlssssssaaaaasAsD12t <header>[#aaaa NYX]	
92	Checksum Fail (Device Specific)	Printer: D6500 Mode: SIA Mode:	dd/dd tt:tt Lxx ACC aaaa CHECKSUM FAIL +++ACC aaaa SDI=ddd hlrrlssssssaaaaasAsD12t <header>[#aaaa NpiddYX]	

Table 98: Modem4/ModemIIIa² Messages

Event	Device/Mode	Display/Explanation	Comments
93 Closing by Account (No Area)	Printer: D6500 Mode: SIA Mode:	dd/dd tt:tt Lxx ACC aaaa CLOSING REPORT +++ACC aaaa ID=iii hlrrlssssssaaaaasCsiit <header>[#aaaa NidiiiCL]	
94 Closing by Area	Printer: D6500 Mode: SIA Mode:	dd/dd tt:tt Lxx ACC aaaa CLOSING REPORT +++ACC aaaa AREA=a ID=iii hlrrlssssssaaaaasCsiit <header>[#aaaa Nria/idiicL]	
95 Closing by Area (No User)	Printer: D6500 Mode: SIA Mode:	dd/dd tt:tt Lxx ACC aaaa CLOSING REPORT +++ACC aaaa AREA=a hlrrlssssssaaaaasCsssst <header>[#aaaa NriaCL]	
96 Closing by Area (4-digit User)	Printer: D6500 Mode: SIA Mode:	dd/dd tt:tt Lxx ACC aaaa CLOSING REPORT +++ACC aaaa AREA=aa ID=iiii hlrrlssssssaaaaasCiiit <header>[#aaaa Nriaa/idiicL]	
97 Closing Early by Area	Printer: D6500 Mode: SIA Mode:	dd/dd tt:tt Lxx ACC aaaa CLOSING EARLY +++ACC aaaa AREA=a ID=iii hlrrlssssssaaaaasCsiit <header>[#aaaa Nria/idiicK]	
98 Closing Early by Area (No User)	Printer: D6500 Mode: SIA Mode:	dd/dd tt:tt Lxx ACC aaaa CLOSING EARLY +++ACC aaaa AREA=a hlrrlssssssaaaaasCsssst <header>[#aaaa NriaCK]	
99 Closing Early by Area (4-digit User)	Printer: D6500 Mode: SIA Mode:	dd/dd tt:tt Lxx ACC aaaa CLOSING EARLY +++ACC aaaa AREA=aa ID=iiii hlrrlssssssaaaaasCiiit <header>[#aaaa Nriaa/idiicK]	
100 Closing Late by Area	Printer: D6500 Mode: SIA Mode:	dd/dd tt:tt Lxx ACC aaaa CLOSING LATE +++ACC aaaa AREA=a ID=iii hlrrlssssssaaaaasCsiit <header>[#aaaa Nria/idiicJ]	
101 Closing Late by Area (No User)	Printer: D6500 Mode: SIA Mode:	dd/dd tt:tt Lxx ACC aaaa CLOSING LATE +++ACC aaaa AREA=a hlrrlssssssaaaaasCsssst <header>[#aaaa NriaCJ]	
102 Closing Late by Area (4-digit User)	Printer: D6500 Mode: SIA Mode:	dd/dd tt:tt Lxx ACC aaaa CLOSING LATE +++ACC aaaa AREA=aa ID=iiii hlrrlssssssaaaaasCiiit <header>[#aaaa Nriaa/idiicJ]	
103 Command Bypass	Printer: D6500 Mode: SIA Mode:	dd/dd tt:tt Lxx ACC aaaa COMMAND BYPASS +++ACC aaaa AREA=a ID=iii POINT=ppp hlrrlssssssaaaaasNspppt <header>[#aaaa Nria/idiicBppp]	
104 Command Bypas (4-digit User)	Printer: D6500 Mode: SIA Mode:	dd/dd tt:tt Lxx ACC aaaa COMMAND BYPASS +++ACC aaaa AREA=a ID=iiii POINT=ppp hlrrlssssssaaaaasNspppt <header>[#aaaa Nria/idiicBppp]	
105 Command Bypas (4-digit Point)	Printer: D6500 Mode: SIA Mode:	dd/dd tt:tt Lxx ACC aaaa COMMAND BYPASS +++ACC aaaa AREA=aa ID=iii POINT=pppp hlrrlssssssaaaaasNppppt <header>[#aaaa Nriaa/idiicBpppp]	
106 Command Bypas (4-digit User / Point)	Printer: D6500 Mode: SIA Mode:	dd/dd tt:tt Lxx ACC aaaa COMMAND BYPASS +++ACC aaaa AREA=aa ID=iiii POINT=pppp hlrrlssssssaaaaasNppppt <header>[#aaaa Nriaa/idiicBpppp]	
107 Comm Fail / Phone Line	Printer: D6500 Mode: SIA Mode:	dd/dd tt:tt Lxx ACC aaaa COMM FAIL +++ACC aaaa PH#=hh hlrrlssssssaaaaasTsB0lt <header>[#aaaa NphhhYC]	
108 Comm Fail / Route Group	Printer: D6500 Mode: SIA Mode:	dd/dd tt:tt Lxx ACC aaaa COMM FAIL +++ACC aaaa RG=g hlrrlssssssaaaaasTsB0lt <header>[#aaaa NrggYC]	
109 Comm Fail / Route Group (Device Specific)	Printer: D6500 Mode: SIA Mode:	dd/dd tt:tt Lxx ACC aaaa COMM FAIL +++ACC aaaa RG=g SDI=ddd hlrrlssssssaaaaasTsB0lt <header>[#aaaa Nrgg/piddYC]	
110 Comm Fail Restoral / Phone Line	Printer: D6500 Mode: SIA Mode:	dd/dd tt:tt Lxx ACC aaaa COMM FAIL RESTR +++ACC aaaa PH#=hh hlrrlssssssaaaaasNsB0lt <header>[#aaaa NphhhYK]	

Table 98: Modem4/ModemIIIa² Messages

Event	Device/Mode	Display/Explanation	Comments
111	Comm Fail Restoral / Route Group	Printer: D6500 Mode: SIA Mode:	dd/dd tt:tt Lxx ACC aaaa COMM FAIL RESTR +++ACC aaaa RG=g hlrrlssssssaaaaasNsB0lt <header>[#aaaa NrggYK]
112	Comm Fail Restoral / Route Group (Device Specific)	Printer: D6500 Mode: SIA Mode:	dd/dd tt:tt Lxx ACC aaaa COMM FAIL RESTR +++ACC aaaa RG=g SDI=ddd hlrrlssssssaaaaasNsB0lt <header>[#aaaa Nrgg/pidddYK]
113	Comm Trouble / Phone Line	Printer : D6500 Mode: SIA Mode:	dd/dd tt:tt Lxx ACC aaaa COMM TROUBLE +++ACC aaaa PH#=hh hlrrlssssssaaaaasTsB0lt <header>[#aaaa NphhhYS]
114	Comm Trouble / Route Group (Device Specific)	Printer : D6500 Mode: SIA Mode:	dd/dd tt:tt Lxx ACC aaaa COMM TROUBLE +++ACC aaaa RG=g SDI=ddd hlrrlssssssaaaaasTsB0lt <header>[#aaaa Nrgg/pidddYS]
115	Comm Trouble Restoral / Phone Line	Printer : D6500 Mode: SIA Mode:	dd/dd tt:tt Lxx ACC aaaa COMM TRBL RESTR +++ACC aaaa PH#=hh hlrrlssssssaaaaasNsB0lt <header>[#aaaa NphhhYK]
116	Comm Trouble Restoral / Route Group (Device Specific)	Printer : D6500 Mode: SIA Mode:	dd/dd tt:tt Lxx ACC aaaa COMM TRBL RESTR +++ACC aaaa RG=g SDI=ddd hlrrlssssssaaaaasNsB0lt <header>[#aaaa Nrgg/pidddYK]
117	Create Status Report	Printer : D6500 Mode: SIA Mode:	dd/dd tt:tt Lxx ACC aaaa STATUS REPORT hlrrlssssssaaaaasSsssst <header>[#aaaa NY]
118	Custom Function by Custom Fuction	Printer : D6500 Mode: SIA Mode:	dd/dd tt:tt Lxx ACC aaaa CUSTOM FUNCTION +++ACC aaaa BY CUSTOM FUNCTION +++ACC aaaa CUST.FX=fff AREA=aa ICF=fff hlrrlssssssaaaaasNsD39t <header>[#aaaa Nriaa/cffffCXfff]
119	Custom Function by SKED	Printer : D6500 Mode: SIA Mode:	dd/dd tt:tt Lxx ACC aaaa CUSTOM FUNCTION +++ACC aaaa BY SKED +++ACC aaaa CUST.FX=fff AREA=aa SKED=kkk hlrrlssssssaaaaasNsD39t <header>[#aaaa Nriaa/aikkCXfff]
120	Custom Function by User	Printer : D6500 Mode: SIA Mode:	dd/dd tt:tt Lxx ACC aaaa CUSTOM FUNCTION +++ACC aaaa BY USER +++ACC aaaa CUST.FX=fff AREA=aa ID=iii hlrrlssssssaaaaasNsD39t <header>[#aaaa Nriaa/idiicXfff]
121	Custom Function by User (4-digit User)	Printer: D6500 Mode: SIA Mode:	dd/dd tt:tt Lxx ACC aaaa CUSTOM FUNCTION +++ACC aaaa BY USER +++ACC aaaa CUST.FX=fff AREA=aa ID=iiii hlrrlssssssaaaaasNsD39t <header>[#aaaa Nriaa/idiicXfff]
122	Custom Function by User (No User)	Printer: D6500 Mode: SIA Mode:	dd/dd tt:tt Lxx ACC aaaa CUSTOM FUNCTION +++ACC aaaa BY USER +++ACC aaaa CUST.FX=fff AREA=aa hlrrlssssssaaaaasNsD39t <header>[#aaaa NriaaCXfff]
123	Date Changed by User	Printer: D6500 Mode: SIA Mode:	dd/dd tt:tt Lxx ACC aaaa DATE CHANGED +++ACC aaaa ID=iii hlrrlssssssaaaaasNsD07t <header>[#aaaa NidiiiJD]
124	Date Changed	Printer: D6500 Mode: SIA Mode:	dd/dd tt:tt Lxx ACC aaaa DATE CHANGED hlrrlssssssaaaaasNsD07t <header>[#aaaa NJD]
125	Date Changed by User (4-digit User)	Printer: D6500 Mode: SIA Mode:	dd/dd tt:tt Lxx ACC aaaa DATE CHANGED +++ACC aaaa ID=iiii hlrrlssssssaaaaasNsD07t <header>[#aaaa NidiiiJD]
126	Door Closed / Restoral	Printer: D6500 Mode: SIA Mode:	dd/dd tt:tt Lxx ACC aaaa REST-DR CLOSED +++ACC aaaa AREA=a POINT=ppp hlrrlssssssaaaaasRppppt <header>[#aaaa NriaDHppp]
127	Door Closed / Restoral (4-digit Point)	Printer: D6500 Mode: SIA Mode:	dd/dd tt:tt Lxx ACC aaaa REST-DR CLOSED +++ACC aaaa AREA=aa POINT=pppp hlrrlssssssaaaaasRppppt <header>[#aaaa NriaDHpppp]

Table 98: Modem4/ModemIIIa² Messages

Event	Device/Mode	Display/Explanation	Comments
128 Door Cycled	Printer: D6500 Mode: SIA Mode:	dd/dd tt:tt Lxx ACC aaaa DOOR CYCLED +++ACC aaaa AREA=a POINT=ppp hlrrlssssssaaaaAGspppt <header>[#aaaa NriaDGppp]	
129 Door Cycled by Programmer	Printer: D6500 Mode: SIA Mode:	dd/dd tt:tt Lxx ACC aaaa DOOR CYCLED +++ACC aaaa BY PROGRAMMER +++ACC aaaa AREA=a POINT=ppp SDI=ddd hlrrlssssssaaaaAGspppt <header>[#aaaa Nria/pidddDGppp]	
130 Door Cycled by Programmer (4-digit Point)	Printer: D6500 Mode: SIA Mode:	dd/dd tt:tt Lxx ACC aaaa DOOR CYCLED +++ACC aaaa BY PROGRAMMER +++ACC aaaa AREA=aa POINT=pppp SDI=ddd hlrrlssssssaaaaAGppppt <header>[#aaaa Nriaa/pidddDGpppp]	
131 Door Cycled by Remote	Printer: D6500 Mode: SIA Mode:	dd/dd tt:tt Lxx ACC aaaa DOOR CYCLED +++ACC aaaa BY REMOTE +++ACC aaaa AREA=a POINT=ppp hlrrlssssssaaaaAGspppt <header>[#aaaa NriaDGppp]	
132 Door Cycled by Remote (4-digit Point)	Printer: D6500 Mode: SIA Mode:	dd/dd tt:tt Lxx ACC aaaa DOOR CYCLED +++ACC aaaa BY REMOTE +++ACC aaaa AREA=aa POINT=pppp hlrrlssssssaaaaAGppppt <header>[#aaaa NriaaDGpppp]	
133 Door Cycled by User	Printer: D6500 Mode: SIA Mode:	dd/dd tt:tt Lxx ACC aaaa DOOR CYCLED +++ACC aaaa BY USER +++ACC aaaa AREA=a ID=iii POINT=ppp hlrrlssssssaaaaAGspppt <header>[#aaaa Nria/idiiiDGppp]	
134 Door Cycled by User (4-digit User)	Printer: D6500 Mode: SIA Mode:	dd/dd tt:tt Lxx ACC aaaa DOOR CYCLED +++ACC aaaa BY USER +++ACC aaaa AREA=a ID=iiii POINT=ppp hlrrlssssssaaaaAGspppt <header>[#aaaa Nria/idiiiiDGppp]	
135 Door Cycled by User (4-digit Point)	Printer: D6500 Mode: SIA Mode:	dd/dd tt:tt Lxx ACC aaaa DOOR CYCLED +++ACC aaaa BY USER +++ACC aaaa AREA=aa ID=iii POINT=pppp hlrrlssssssaaaaAGppppt <header>[#aaaa Nriaa/idiiiDGpppp]	
136 Door Cycled by User (4-digit User / Point)	Printer: D6500 Mode: SIA Mode:	dd/dd tt:tt Lxx ACC aaaa DOOR CYCLED +++ACC aaaa BY USER +++ACC aaaa AREA=aa ID=iiii POINT=pppp hlrrlssssssaaaaAGppppt <header>[#aaaa Nriaa/idiiiiDGpppp]	
137 Door Cycled by User (No User)	Printer: D6500 Mode: SIA Mode:	dd/dd tt:tt Lxx ACC aaaa DOOR CYCLED +++ACC aaaa BY USER +++ACC aaaa AREA=a POINT=ppp hlrrlssssssaaaaAGspppt <header>[#aaaa NriaDGppp]	
138 Door Locked / Automatic	Printer : D6500 Mode: SIA Mode:	dd/dd tt:tt Lxx ACC aaaa DOOR LOCKED +++ACC aaaa AUTOMATIC +++ACC aaaa AREA=a POINT=ppp hlrrlssssssaaaaALspppt <header>[#aaaa NriaDYppp]	
139 Door Locked / Automatic (4-digit Point)	Printer: D6500 Mode: SIA Mode:	dd/dd tt:tt Lxx ACC aaaa DOOR LOCKED +++ACC aaaa AUTOMATIC +++ACC aaaa AREA=aa POINT=pppp hlrrlssssssaaaaALppppt <header>[#aaaa NriaaDYpppp]	
140 Door Locked by Programmer	Printer: D6500 Mode: SIA Mode:	dd/dd tt:tt Lxx ACC aaaa DOOR LOCKED +++ACC aaaa BY PROGRAMMER +++ACC aaaa AREA=a POINT=ppp SDI=ddd hlrrlssssssaaaaALspppt <header>[#aaaa Nria/pidddDYppp]	
141 Door Locked by Programmer (4-digit Point)	Printer: D6500 Mode: SIA Mode:	dd/dd tt:tt Lxx ACC aaaa DOOR LOCKED +++ACC aaaa BY PROGRAMMER +++ACC aaaa AREA=aa POINT=pppp SDI=ddd hlrrlssssssaaaaALppppt <header>[#aaaa Nriaa/pidddDYpppp]	

Table 98: Modem4/ModemIIIa² Messages

Event	Device/Mode	Display/Explanation	Comments
142 Door Locked by Remote	Printer: D6500 Mode: SIA Mode:	dd/dd tt:tt Lxx ACC aaaa DOOR LOCKED +++ACC aaaa BY REMOTE +++ACC aaaa AREA=a POINT=ppp hlrrlssssssaaaaALspppt <header>[#aaaa NriADYppp]	
143 Door Locked by Remote (4-digit Point)	Printer: D6500 Mode: SIA Mode:	dd/dd tt:tt Lxx ACC aaaa DOOR LOCKED +++ACC aaaa BY REMOTE +++ACC aaaa AREA=aa POINT=pppp hlrrlssssssaaaaALppppt <header>[#aaaa NriADYpppp]	
144 Door Locked by SKED	Printer: D6500 Mode: SIA Mode:	dd/dd tt:tt Lxx ACC aaaa DOOR LOCKED +++ACC aaaa BY SKED +++ACC aaaa AREA=a POINT=ppp SKED=kkk hlrrlssssssaaaaALspppt <header>[#aaaa Nria/aikkkDYppp]	
145 Door Locked by SKED (4-digit Point)	Printer: D6500 Mode: SIA Mode:	dd/dd tt:tt Lxx ACC aaaa DOOR LOCKED +++ACC aaaa BY SKED +++ACC aaaa AREA=aa POINT=pppp SKED=kkk hlrrlssssssaaaaALppppt <header>[#aaaa Nria/aikkkDYpppp]	
146 Door Locked by User	Printer: D6500 Mode: SIA Mode:	dd/dd tt:tt Lxx ACC aaaa DOOR LOCKED +++ACC aaaa BY USER +++ACC aaaa AREA=a ID=iii POINT=ppp hlrrlssssssaaaaALspppt <header>[#aaaa Nria/idiidYppp]	
147 Door Locked by User (4-digit Point)	Printer : D6500 Mode: SIA Mode:	dd/dd tt:tt Lxx ACC aaaa DOOR LOCKED +++ACC aaaa BY USER +++ACC aaaa AREA=aa ID=iii POINT=pppp hlrrlssssssaaaaALppppt <header>[#aaaa Nria/idiidYpppp]	
148 Door Locked by User (4-digit User / Point)	Printer : D6500 Mode: SIA Mode:	dd/dd tt:tt Lxx ACC aaaa DOOR LOCKED +++ACC aaaa BY USER +++ACC aaaa AREA=aa ID=iiii POINT=pppp hlrrlssssssaaaaALppppt <header>[#aaaa Nria/idiidYpppp]	
149 Door Locked by User (No User)	Printer : D6500 Mode: SIA Mode:	dd/dd tt:tt Lxx ACC aaaa DOOR LOCKED +++ACC aaaa BY USER +++ACC aaaa AREA=a POINT=ppp hlrrlssssssaaaaALspppt <header>[#aaaa NriADYppp]	
150 Door Locked by User (No User / 4-digit Point)	Printer : D6500 Mode: SIA Mode:	dd/dd tt:tt Lxx ACC aaaa DOOR LOCKED +++ACC aaaa BY USER +++ACC aaaa AREA=aa POINT=pppp hlrrlssssssaaaaALppppt <header>[#aaaa NriaADYpppp]	
151 Door Locked (4-digit Point)	Printer : D6500 Mode: SIA Mode:	dd/dd tt:tt Lxx ACC aaaa DOOR LOCKED +++ACC aaaa AREA=aa POINT=pppp hlrrlssssssaaaaALppppt <header>[#aaaa NriaADYpppp]	
152 Door Request To Enter	Printer : D6500 Mode: SIA Mode:	dd/dd tt:tt Lxx ACC aaaa REQUEST TO ENTR +++ACC aaaa AREA=a POINT=ppp hlrrlssssssaaaaAGspppt <header>[#aaaa NriaDEppp]	
153 Door Request To Enter (4-digit Point)	Printer : D6500 Mode: SIA Mode:	dd/dd tt:tt Lxx ACC aaaa REQUEST TO ENTR +++ACC aaaa AREA=aa POINT=pppp hlrrlssssssaaaaAGppppt <header>[#aaaa NriaDEpppp]	
154 Door Request To Exit	Printer : D6500 Mode: SIA Mode:	dd/dd tt:tt Lxx ACC aaaa REQUEST TO EXIT +++ACC aaaa AREA=a POINT=ppp hlrrlssssssaaaaAGspppt <header>[#aaaa NriaDXppp]	
155 Door Request To Exit (4-digit Point)	Printer: D6500 Mode: SIA Mode:	dd/dd tt:tt Lxx ACC aaaa REQUEST TO EXIT +++ACC aaaa AREA=aa POINT=pppp hlrrlssssssaaaaAGppppt <header>[#aaaa NriaDXpppp]	
156 Door Request To Enter Denied (Door Secured)	Printer: D6500 Mode: SIA Mode:	dd/dd tt:tt Lxx ACC aaaa REQUEST TO ENTR +++ACC aaaa DENIED-DOOR SECURED +++ACC aaaa AREA=a POINT=ppp hlrrlssssssaaaaADspppt <header>[#aaaa NriaDKppp]	

Table 98: Modem4/ModemIIIa² Messages

Event	Device/Mode	Display/Explanation	Comments
157 Door Request To Enter Denied (Door Secured) (4-digit Point)	Printer: D6500 Mode: SIA Mode:	dd/dd tt:tt Lxx ACC aaaa REQUEST TO ENTR +++ACC aaaa DENIED-DOOR SECURED +++ACC aaaa AREA=aa POINT=pppp hlrrlssssssaaaaADppppt <header>[#aaaa NriaaDKpppp]	
158 Door Request To Enter Denied (Interlock)	Printer: D6500 Mode: SIA Mode:	dd/dd tt:tt Lxx ACC aaaa REQUEST TO ENTR +++ACC aaaa DENIED-INTERLOCK +++ACC aaaa AREA=a POINT=ppp hlrrlssssssaaaaADspppt <header>[#aaaa NriaaDKppp]	
159 Door Request To Enter Denied (Interlock) (4-digit Point)	Printer: D6500 Mode: SIA Mode:	dd/dd tt:tt Lxx ACC aaaa REQUEST TO ENTR +++ACC aaaa DENIED-INTERLOCK +++ACC aaaa AREA=aa POINT=pppp hlrrlssssssaaaaADppppt <header>[#aaaa NriaaDKpppp]	
160 Door Request To Exit Denied (Door Secured)	Printer: D6500 Mode: SIA Mode:	dd/dd tt:tt Lxx ACC aaaa REQUEST TO EXIT +++ACC aaaa DENIED-DOOR SECURED +++ACC aaaa AREA=a POINT=ppp hlrrlssssssaaaaADspppt <header>[#aaaa NriaaDKppp]	
161 Door Request To Exit Denied (Door Secured) (4-digit Point)	Printer: D6500 Mode: SIA Mode:	dd/dd tt:tt Lxx ACC aaaa REQUEST TO EXIT +++ACC aaaa DENIED-DOOR SECURED +++ACC aaaa AREA=aa POINT=pppp hlrrlssssssaaaaADppppt <header>[#aaaa NriaaDKpppp]	
162 Door Request To Exit Denied (Interlock)	Printer: D6500 Mode: SIA Mode:	dd/dd tt:tt Lxx ACC aaaa REQUEST TO EXIT +++ACC aaaa DENIED-INTERLOCK +++ACC aaaa AREA=a POINT=ppp hlrrlssssssaaaaADspppt <header>[#aaaa NriaaDKppp]	
163 Door Request To Exit Denied (Interlock) (4-digit Point)	Printer: D6500 Mode: SIA Mode:	dd/dd tt:tt Lxx ACC aaaa REQUEST TO EXIT +++ACC aaaa DENIED-INTERLOCK +++ACC aaaa AREA=aa POINT=pppp hlrrlssssssaaaaADppppt <header>[#aaaa NriaaDKpppp]	
164 Door Secured	Printer: D6500 Mode: SIA Mode:	dd/dd tt:tt Lxx ACC aaaa DOOR SECURED +++ACC aaaa AREA=a POINT=ppp hlrrlssssssaaaaASppppt <header>[#aaaa NriaaDCppp]	
165 Door Secured (4-digit Point)	Printer: D6500 Mode: SIA Mode:	dd/dd tt:tt Lxx ACC aaaa DOOR SECURED +++ACC aaaa AREA=aa POINT=pppp hlrrlssssssaaaaASppppt <header>[#aaaa NriaaDCpppp]	
166 Door Secured / Automatic	Printer: D6500 Mode: SIA Mode:	dd/dd tt:tt Lxx ACC aaaa DOOR SECURED +++ACC aaaa AUTOMATIC +++ACC aaaa AREA=a POINT=ppp hlrrlssssssaaaaASppppt <header>[#aaaa NriaaDCppp]	
167 Door Secured / Automatic (4-digit Point)	Printer: D6500 Mode: SIA Mode:	dd/dd tt:tt Lxx ACC aaaa DOOR SECURED +++ACC aaaa AUTOMATIC +++ACC aaaa AREA=aa POINT=pppp hlrrlssssssaaaaASppppt <header>[#aaaa NriaaDCpppp]	
168 Door Secured by Programmer	Printer: D6500 Mode: SIA Mode:	dd/dd tt:tt Lxx ACC aaaa DOOR SECURED +++ACC aaaa BY PROGRAMMER +++ACC aaaa AREA=a POINT=ppp SDI=ddd hlrrlssssssaaaaASppppt <header>[#aaaa Nria/pidddDCppp]	
169 Door Secured by Programmer (4-digit Point)	Printer: D6500 Mode: SIA Mode:	dd/dd tt:tt Lxx ACC aaaa DOOR SECURED +++ACC aaaa BY PROGRAMMER +++ACC aaaa AREA=aa POINT=pppp SDI=ddd hlrrlssssssaaaaASppppt <header>[#aaaa Nriaa/pidddDCpppp]	
170 Door Secured by Remote	Printer: D6500 Mode: SIA Mode:	dd/dd tt:tt Lxx ACC aaaa DOOR SECURED +++ACC aaaa BY REMOTE +++ACC aaaa AREA=a POINT=ppp hlrrlssssssaaaaASppppt <header>[#aaaa NriaaDCppp]	
171 Door Secured by Remote (4-digit Point)	Printer: D6500 Mode: SIA Mode:	dd/dd tt:tt Lxx ACC aaaa DOOR SECURED +++ACC aaaa BY REMOTE +++ACC aaaa AREA=aa POINT=pppp hlrrlssssssaaaaASppppt <header>[#aaaa NriaaDCpppp]	

Table 98: Modem4/ModemIIIa² Messages

Event	Device/Mode	Display/Explanation	Comments
172 Door Secured by SKED	Printer: D6500 Mode: SIA Mode:	dd/dd tt:tt Lxx ACC aaaa DOOR SECURED +++ACC aaaa BY SKED +++ACC aaaa AREA=a POINT=ppp SKED=kkk hlrrlssssssaaaaASppppt <header>[#aaaa Nria/aikkkDCppp]	
173 Door Secured by SKED (4-digit Point)	Printer: D6500 Mode: SIA Mode:	dd/dd tt:tt Lxx ACC aaaa DOOR SECURED +++ACC aaaa BY SKED +++ACC aaaa AREA=aa POINT=pppp SKED=kkk hlrrlssssssaaaaASppppt <header>[#aaaa Nriaa/aikkkDCpppp]	
174 Door Secured by User	Printer: D6500 Mode: SIA Mode:	dd/dd tt:tt Lxx ACC aaaa DOOR SECURED +++ACC aaaa BY USER +++ACC aaaa AREA=a ID=iii POINT=ppp hlrrlssssssaaaaASppppt <header>[#aaaa Nria/idiiiDCppp]	
175 Door Secured by User (4-digit User)	Printer: D6500 Mode: SIA Mode:	dd/dd tt:tt Lxx ACC aaaa DOOR SECURED +++ACC aaaa BY USER +++ACC aaaa AREA=a ID=iiii POINT=ppp hlrrlssssssaaaaASppppt <header>[#aaaa Nria/idiiiiDCppp]	
176 Door Secured by User (4-digit Point)	Printer: D6500 Mode: SIA Mode:	dd/dd tt:tt Lxx ACC aaaa DOOR SECURED +++ACC aaaa BY USER +++ACC aaaa AREA=aa ID=iii POINT=pppp hlrrlssssssaaaaASppppt <header>[#aaaa Nriaa/idiiiDCpppp]	
177 Door Secured by User (4-digit User / Point)	Printer: D6500 Mode: SIA Mode:	dd/dd tt:tt Lxx ACC aaaa DOOR SECURED +++ACC aaaa BY USER +++ACC aaaa AREA=aa ID=iiii POINT=pppp hlrrlssssssaaaaASppppt <header>[#aaaa Nriaa/idiiiiDCpppp]	
178 Door Secured by User (No User)	Printer: D6500 Mode: SIA Mode:	dd/dd tt:tt Lxx ACC aaaa DOOR SECURED +++ACC aaaa BY USER +++ACC aaaa AREA=a POINT=ppp hlrrlssssssaaaaASppppt <header>[#aaaa NriaDCppp]	
179 Door Secured by User (No User / 4-digit Point)	Printer: D6500 Mode: SIA Mode:	dd/dd tt:tt Lxx ACC aaaa DOOR SECURED +++ACC aaaa BY USER +++ACC aaaa AREA=aa POINT=pppp hlrrlssssssaaaaASppppt <header>[#aaaa NriaaDCpppp]	
180 Door Unlocked	Printer: D6500 Mode: SIA Mode:	dd/dd tt:tt Lxx ACC aaaa DOOR UNLOCKED +++ACC aaaa AREA=a POINT=ppp hlrrlssssssaaaaAUppppt <header>[#aaaa NriaDOppp]	
181 Door Unlocked (4-digit Point)	Printer: D6500 Mode: SIA Mode:	dd/dd tt:tt Lxx ACC aaaa DOOR UNLOCKED +++ACC aaaa AREA=aa POINT=pppp hlrrlssssssaaaaAUppppt <header>[#aaaa NriaaDOpppp]	
182 Door Unlocked / Automatic	Printer: D6500 Mode: SIA Mode:	dd/dd tt:tt Lxx ACC aaaa DOOR UNLOCKED +++ACC aaaa AUTOMATIC +++ACC aaaa AREA=a POINT=ppp hlrrlssssssaaaaAUppppt <header>[#aaaa NriaDOppp]	
183 Door Unlocked / Automatic (4-digit Point)	Printer: D6500 Mode: SIA Mode:	dd/dd tt:tt Lxx ACC aaaa DOOR UNLOCKED +++ACC aaaa AUTOMATIC +++ACC aaaa AREA=aa POINT=pppp hlrrlssssssaaaaAUppppt <header>[#aaaa NriaaDOpppp]	
184 Door Unlocked by Programmer	Printer: D6500 Mode: SIA Mode:	dd/dd tt:tt Lxx ACC aaaa DOOR UNLOCKED +++ACC aaaa BY PROGRAMMER +++ACC aaaa AREA=a POINT=ppp SDI=ddd hlrrlssssssaaaaAUppppt <header>[#aaaa Nria/pidddDOppp]	
185 Door Unlocked by Programmer (4-digit Point)	Printer: D6500 Mode: SIA Mode:	dd/dd tt:tt Lxx ACC aaaa DOOR UNLOCKED +++ACC aaaa BY PROGRAMMER +++ACC aaaa AREA=aa POINT=pppp SDI=ddd hlrrlssssssaaaaAUppppt <header>[#aaaa Nriaa/pidddDOpppp]	
186 Door Unlocked by Remote	Printer: D6500 Mode: SIA Mode:	dd/dd tt:tt Lxx ACC aaaa DOOR UNLOCKED +++ACC aaaa BY REMOTE +++ACC aaaa AREA=a POINT=ppp hlrrlssssssaaaaAUppppt <header>[#aaaa NriaDOppp]	

Table 98: Modem4/ModemIIIa² Messages

Event	Device/Mode	Display/Explanation	Comments
187 Door Unlocked by Remote (4-digit Point)	Printer: D6500 Mode: SIA Mode:	dd/dd tt:tt Lxx ACC aaaa DOOR UNLOCKED +++ACC aaaa BY REMOTE +++ACC aaaa AREA=aa POINT=pppp hlrrlssssssaaaaAUppppt <header>[#aaaa NriaaDOpppp]	
188 Door Unlocked by SKED	Printer: D6500 Mode: SIA Mode:	dd/dd tt:tt Lxx ACC aaaa DOOR UNLOCKED +++ACC aaaa BY SKED +++ACC aaaa AREA=a POINT=ppp SKED=kkk hlrrlssssssaaaaAUppppt <header>[#aaaa Nria/aikkDOppp]	
189 Door Unlocked by SKED (4-digit Point)	Printer: D6500 Mode: SIA Mode:	dd/dd tt:tt Lxx ACC aaaa DOOR UNLOCKED +++ACC aaaa BY SKED +++ACC aaaa AREA=aa POINT=pppp SKED=kkk hlrrlssssssaaaaAUppppt <header>[#aaaa Nriaa/aikkDOpppp]	
190 Door Unlocked by User	Printer: D6500 Mode: SIA Mode:	dd/dd tt:tt Lxx ACC aaaa DOOR UNLOCKED +++ACC aaaa BY USER +++ACC aaaa AREA=a ID=iii POINT=ppp hlrrlssssssaaaaAUppppt <header>[#aaaa Nria/idiiiDOppp]	
191 Door Unlocked by User (4-digit User)	Printer: D6500 Mode: SIA Mode:	dd/dd tt:tt Lxx ACC aaaa DOOR UNLOCKED +++ACC aaaa BY USER +++ACC aaaa AREA=a ID=iiii POINT=ppp hlrrlssssssaaaaAUppppt <header>[#aaaa Nria/idiiiiDOppp]	
192 Door Unlocked by User (4-digit Point)	Printer: D6500 Mode: SIA Mode:	dd/dd tt:tt Lxx ACC aaaa DOOR UNLOCKED +++ACC aaaa BY USER +++ACC aaaa AREA=aa ID=iii POINT=pppp hlrrlssssssaaaaAUppppt <header>[#aaaa Nriaa/idiiiDOpppp]	
193 Door Unlocked by User (4-digit User / Point)	Printer: D6500 Mode: SIA Mode:	dd/dd tt:tt Lxx ACC aaaa DOOR UNLOCKED +++ACC aaaa BY USER +++ACC aaaa AREA=aa ID=iiii POINT=pppp hlrrlssssssaaaaAUppppt <header>[#aaaa Nriaa/idiiiiDOpppp]	
194 Door Unlocked by User (No User)	Printer: D6500 Mode: SIA Mode:	dd/dd tt:tt Lxx ACC aaaa DOOR UNLOCKED +++ACC aaaa BY USER +++ACC aaaa AREA=a POINT=ppp hlrrlssssssaaaaAUppppt <header>[#aaaa NriADOppp]	
195 Door Unlocked by User (No User / 4-digit Point)	Printer: D6500 Mode: SIA Mode:	dd/dd tt:tt Lxx ACC aaaa DOOR UNLOCKED +++ACC aaaa BY USER +++ACC aaaa AREA=aa POINT=pppp hlrrlssssssaaaaAUppppt <header>[#aaaa NriaaDOpppp]	
196 Duress	Printer: D6500 Mode: SIA Mode:	dd/dd tt:tt Lxx ACC aaaa DURESS +++ACC aaaa AREA=a ID=iii hlrrlssssssaaaaasDsiiit <header>[#aaaa Nria/idiiiHA]	
197 Duress (No Area)	Printer: D6500 Mode: SIA Mode:	dd/dd tt:tt Lxx ACC aaaa DURESS +++ACC aaaa ID=iii hlrrlssssssaaaaasDsiiit <header>[#aaaa NidiiiHA]	
198 Duress (4-digit User)	Printer: D6500 Mode: SIA Mode:	dd/dd tt:tt Lxx ACC aaaa DURESS +++ACC aaaa AREA=aa ID=iiii hlrrlssssssaaaaasDiiit <header>[#aaaa Nriaa/idiiiHA]	
199 Early to Close (No Area)	Printer: D6500 Mode: SIA Mode:	dd/dd tt:tt Lxx ACC aaaa CLOSING EARLY hlrrlssssssaaaaasCsssst <header>[#aaaa NCK]	
200 Early To Open (No Area)	Printer: D6500 Mode: SIA Mode:	dd/dd tt:tt Lxx ACC aaaa EARLY TO OPEN hlrrlssssssaaaaasOsssst <header>[#aaaa NOK]	
201 Equipment Fail	Printer: D6500 Mode: SIA Mode:	dd/dd tt:tt Lxx ACC aaaa EQUIPMENT FAIL +++ACC aaaa SDI=ddd COND=nnn hlrrlssssssaaaaasTsD29t <header>[#aaaa NpiddtAnnn]	
202 Equipment Restoral	Printer: D6500 Mode: SIA Mode:	dd/dd tt:tt Lxx ACC aaaa EQUIP RESTORAL +++ACC aaaa SDI=ddd COND=nnn hlrrlssssssaaaaasRsD29t <header>[#aaaa NpidddIRnnn]	

Table 98: Modem4/ModemIIIa² Messages

Event	Device/Mode	Display/Explanation	Comments
203 Extend Close Time by Area (No User)	Printer: D6500 Mode: SIA Mode:	dd/dd tt:tt Lxx ACC aaaa EXTN CLOSE TIME +++ACC aaaa AREA=a TIME=hh:mm hlrrlssssssaaaaasTsD26t <header>[#aaaa Nria/tihhmmCE]	
204 Extend Close Time by Area	Printer: D6500 Mode: SIA Mode:	dd/dd tt:tt Lxx ACC aaaa EXTN CLOSE TIME +++ACC aaaa AREA=a ID=iii TIME=hh:mm hlrrlssssssaaaaasTsD26t <header>[#aaaa Nria/idihi/tihhmmCE]	
205 Extend Close Time by Area (4-digit User)	Printer: D6500 Mode: SIA Mode:	dd/dd tt:tt Lxx ACC aaaa EXTN CLOSE TIME +++ACC aaaa AREA=aa ID=iiii TIME=hh:mm hlrrlssssssaaaaasTsD26t <header>[#aaaa Nriaa/idihi/tihhmmCE]	
206 External Device	Printer: D6500 Mode: SIA Mode:	dd/dd tt:tt Lxx ACC aaaa EXTERNAL DEVICE +++ACC aaaa EXT.DEV=ddd COND=nnn hlrrlssssssaaaaasNsD50t <header>[#aaaa NpidddEXnnn]	
207 Extra Account	Printer: D6500 Mode: SIA Mode:	dd/dd tt:tt Lxx ACC aaaa EXTRA ACCOUNT +++ACC aaaa PATH=ppp COND=nnn hlrrlssssssaaaaasNsD46t <header>[#aaaa NpappppXAnnn]	
208 Extra Point	Printer: D6500 Mode: SIA Mode:	dd/dd tt:tt Lxx ACC aaaa EXTRA POINT +++ACC aaaa AREA=a POINT=ppp hlrrlssssssaaaaasTspppt <header>[#aaaa NriaXEppp]	
209 Extra Point (4-digit Point)	Printer: D6500 Mode: SIA Mode:	dd/dd tt:tt Lxx ACC aaaa EXTRA POINT +++ACC aaaa AREA=aa POINT=pppp hlrrlssssssaaaaasTspppt <header>[#aaaa NriaaXEpppp]	
210 Extra RF Point	Printer: D6500 Mode: SIA Mode:	dd/dd tt:tt Lxx ACC aaaa EXTRA RF POINT +++ACC aaaa SDI=ddd hlrrlssssssaaaaasTsD16t <header>[#aaaa NpidddXF]	
211 Extra RF Point (7112 Only)	Printer: D6500 Mode: SIA Mode:	dd/dd tt:tt Lxx ACC aaaa EXTRA RF POINT hlrrlssssssaaaaasTsD16t <header>[#aaaa NXF]	
212 Fail To Call RPS	Printer: D6500 Mode: SIA Mode:	dd/dd tt:tt Lxx ACC aaaa BAD CALL TO RAM hlrrlssssssaaaaasTsF02t <header>[#aaaa NRA]	
213 Fail To Close by Area	Printer: D6500 Mode: SIA Mode:	dd/dd tt:tt Lxx ACC aaaa FAIL TO CLOSE +++ACC aaaa AREA=a hlrrlssssssaaaaasTsset <header>[#aaaa NriaCI]	
214 Fail To Close / Delinquent	Printer: D6500 Mode: SIA Mode:	dd/dd tt:tt Lxx ACC aaaa DELNQNT CLOSING +++ACC aaaa AREA=a hlrrlssssssaaaaasTsset <header>[#aaaa Nriacd]	
215 Fail to Execute / Door Unlocked (Interlock)	Printer: D6500 Mode: SIA Mode:	dd/dd tt:tt Lxx ACC aaaa FAIL TO EXECUTE +++ACC aaaa DOOR UNLOCKED-INTERLOCK +++ACC aaaa AREA=a POINT=ppp hlrrlssssssaaaaasNsD35t <header>[#aaaa NriaDKppp]	
216 Fail to Execute / Door Unlocked (Interlock) (4-digit Point)	Printer: D6500 Mode: SIA Mode:	dd/dd tt:tt Lxx ACC aaaa FAIL TO EXECUTE +++ACC aaaa DOOR UNLOCKED-INTERLOCK +++ACC aaaa AREA=aa POINT=pppp hlrrlssssssaaaaasNsD35t <header>[#aaaa NriaaDKpppp]	
217 Fail to Execute / Door Unlocked (Door Secured)	Printer: D6500 Mode: SIA Mode:	dd/dd tt:tt Lxx ACC aaaa FAIL TO EXECUTE +++ACC aaaa DOOR UNLOCKED-DOOR SECURE +++ACC aaaa AREA=a POINT=ppp hlrrlssssssaaaaasNsD35t <header>[#aaaa NriaDKppp]	
218 Fail to Execute / Door Unlocked (Door Secured) (4-digit Point)	Printer: D6500 Mode: SIA Mode:	dd/dd tt:tt Lxx ACC aaaa FAIL TO EXECUTE +++ACC aaaa DOOR UNLOCKED-DOOR SECURE +++ACC aaaa AREA=aa POINT=pppp hlrrlssssssaaaaasNsD35t <header>[#aaaa NriaaDKpppp]	
219 Fail to Execute / Door Cycled (Door Secured)	Printer: D6500 Mode: SIA Mode:	dd/dd tt:tt Lxx ACC aaaa FAIL TO EXECUTE +++ACC aaaa DOOR CYCLED-DOOR SECURED +++ACC aaaa AREA=a POINT=ppp hlrrlssssssaaaaADspppt <header>[#aaaa NriaDKppp]	

Table 98: Modem4/ModemIIIa² Messages

Event	Device/Mode	Display/Explanation	Comments
220 Fail to Execute / Door Cycled (Door Secured) (4-digit Point)	Printer: D6500 Mode: SIA Mode:	dd/dd tt:tt Lxx ACC aaaa FAIL TO EXECUTE +++ACC aaaa DOOR CYCLED-DOOR SECURED +++ACC aaaa AREA=aa POINT=pppp hlrrlssssssaaaaADppppt <header>[#aaaa NriaaDKpppp]	
221 Fail to Execute / Door Cycled (Interlock)	Printer: D6500 Mode: SIA Mode:	dd/dd tt:tt Lxx ACC aaaa FAIL TO EXECUTE +++ACC aaaa DOOR CYCLED-INTERLOCK +++ACC aaaa AREA=a POINT=ppp hlrrlssssssaaaaADspppt <header>[#aaaa NriaaDKppp]	
222 Fail to Execute / Door Cycled (Interlock) (4-digit Point)	Printer: D6500 Mode: SIA Mode:	dd/dd tt:tt Lxx ACC aaaa FAIL TO EXECUTE +++ACC aaaa DOOR CYCLED-INTERLOCK +++ACC aaaa AREA=aa POINT=pppp hlrrlssssssaaaaADppppt <header>[#aaaa NriaaDKpppp]	
223 Fail to Execute (Incorrect Response)	Printer: D6500 Mode: SIA Mode:	dd/dd tt:tt Lxx ACC aaaa FAIL TO EXECUTE +++ACC aaaa INCORRECT RESPONSE +++ACC aaaa SDI=ddd hlrrlssssssaaaaasNsD34t <header>[#aaaa NpidddYX]	
224 Fail to Execute (No Response)	Printer: D6500 Mode: SIA Mode:	dd/dd tt:tt Lxx ACC aaaa FAIL TO EXECUTE +++ACC aaaa NO RESPONSE +++ACC aaaa SDI=ddd hlrrlssssssaaaaasNsD34t <header>[#aaaa NpidddYX]	
225 Fail To Open by Area	Printer: D6500 Mode: SIA Mode:	dd/dd tt:tt Lxx ACC aaaa FAIL TO OPEN +++ACC aaaa AREA=a hlrrlssssssaaaaasTsssEt <header>[#aaaa NriaOI]	
226 Fire Alarm	Printer: D6500 Mode: SIA Mode:	dd/dd tt:tt Lxx ACC aaaa FIRE ALARM +++ACC aaaa AREA=a POINT=ppp hlrrlssssssaaaaasFsppt <header>[#aaaa NriaFAppp]	7
227 Fire Alarm (4-digit Point)	Printer: D6500 Mode: SIA Mode:	dd/dd tt:tt Lxx ACC aaaa FIRE ALARM +++ACC aaaa AREA=aa POINT=pppp hlrrlssssssaaaaasFsppt <header>[#aaaa NriaaFpppp]	
228 Fire Alarm (2112/2212)	Printer: D6500 Mode: SIA Mode:	dd/dd tt:tt Lxx ACC aaaa FIRE ALARM +++ACC aaaa POINT=ppp hlrrlssssssaaaaasFsppt <header>[#aaaa NFAppp]	
229 Fire Alarm / Cross Point	Printer: D6500 Mode: SIA Mode:	dd/dd tt:tt Lxx ACC aaaa FIRE ALARM +++ACC aaaa CROSS POINT +++ACC aaaa AREA=a POINT=ppp hlrrlssssssaaaaasFsppt <header>[#aaaa NriaFMppp]	
230 Fire Alarm / Cross Point (2112/2212)	Printer: D6500 Mode: SIA Mode:	dd/dd tt:tt Lxx ACC aaaa FIRE ALARM +++ACC aaaa CROSS POINT +++ACC aaaa POINT=ppp hlrrlssssssaaaaasFsppt <header>[#aaaa NFMppp]	
231 Fire Alarm / Cross point (4-digit Point)	Printer: D6500 Mode: SIA Mode:	dd/dd tt:tt Lxx ACC aaaa FIRE ALARM +++ACC aaaa CROSS POINT +++ACC aaaa AREA=aa POINT=pppp hlrrlssssssaaaaasFppppt <header>[#aaaa NriaaFMpppp]	
232 Fire Alarm / Smoke Detector	Printer: D6500 Mode: SIA Mode:	dd/dd tt:tt Lxx ACC aaaa FIRE ALARM +++ACC aaaa SMOKE DETECTOR +++ACC aaaa AREA=a POINT=ppp hlrrlssssssaaaaasFsppt <header>[#aaaa NriaFAppp]	
233 Fire Alarm / Smoke Detector (4-digit Point)	Printer: D6500 Mode: SIA Mode:	dd/dd tt:tt Lxx ACC aaaa FIRE ALARM +++ACC aaaa SMOKE DETECTOR +++ACC aaaa AREA=aa POINT=pppp hlrrlssssssaaaaasFppppt <header>[#aaaa NriaaFpppp]	
234 Fire Alarm / High Temp Sensor	Printer: D6500 Mode: SIA Mode:	dd/dd tt:tt Lxx ACC aaaa FIRE ALARM +++ACC aaaa HIGH TEMPERATURE SENSOR +++ACC aaaa AREA=a POINT=ppp hlrrlssssssaaaaasFsppt <header>[#aaaa NriaKAppp]	

Table 98: Modem4/ModemIIIa² Messages

Event	Device/Mode	Display/Explanation	Comments
235 Fire Alarm / High Temp Sensor (4-digit Point)	Printer: D6500 Mode: SIA Mode:	dd/dd tt:tt Lxx ACC aaaa FIRE ALARM +++ACC aaaa HIGH TEMPERATURE SENSOR +++ACC aaaa AREA=aa POINT=pppp hlrrlssssssaaaaasFppppt <header>[#aaaa NriaaKApppp]	
236 Fire Alarm / Waterflow Sensor	Printer: D6500 Mode: SIA Mode:	dd/dd tt:tt Lxx ACC aaaa FIRE ALARM +++ACC aaaa WATER FLOW SENSOR +++ACC aaaa AREA=a POINT=ppp hlrrlssssssaaaaasFppppt <header>[#aaaa NriaSApppp]	
237 Fire Alarm / Waterflow Sensor (4-digit Point)	Printer: D6500 Mode: SIA Mode:	dd/dd tt:tt Lxx ACC aaaa FIRE ALARM +++ACC aaaa WATER FLOW SENSOR +++ACC aaaa AREA=aa POINT=pppp hlrrlssssssaaaaasFppppt <header>[#aaaa NriaaSApppp]	
238 Fire Cancel	Printer: D6500 Mode: SIA Mode:	dd/dd tt:tt Lxx ACC aaaa FIRE CANCEL +++ACC aaaa AREA=a ID=iii hlrrlssssssaaaaas\siit <header>[#aaaa Nria/idiiiFC]	
239 Fire Cancel (4-digit User)	Printer: D6500 Mode: SIA Mode:	dd/dd tt:tt Lxx ACC aaaa FIRE CANCEL +++ACC aaaa AREA=aa ID=iiii hlrrlssssssaaaaas\iiiiit <header>[#aaaa Nriaa/idiiiiFC]	
240 Fire Missing	Printer: D6500 Mode: SIA Mode:	dd/dd tt:tt Lxx ACC aaaa MISSING FIRE +++ACC aaaa AREA=aPOINT=ppp hlrrlssssssaaaaasMppppt <header>[#aaaa NriaFYppp]	7
241 Fire Missing (4-digit Point)	Printer: D6500 Mode: SIA Mode:	dd/dd tt:tt Lxx ACC aaaa MISSING FIRE +++ACC aaaa AREA=aa POINT=pppp hlrrlssssssaaaaasMppppt <header>[#aaaa NriaaFYpppp]	
242 Fire Alarm Restoral (No Area)	Printer: D6500 Mode: SIA Mode:	dd/dd tt:tt Lxx ACC aaaa FIRE ALM RESTOR +++ACC aaaa POINT=ppp hlrrlssssssaaaaasHsspppt <header>[#aaaa NFHppp]	
243 Fire Alarm Restoral	Printer: D6500 Mode: SIA Mode:	dd/dd tt:tt Lxx ACC aaaa FIRE ALM RESTOR +++ACC aaaa AREA=a POINT=ppp hlrrlssssssaaaaasHsspppt <header>[#aaaa NriaFHppp]	
244 Fire Alarm Restoral(4-digit Point)	Printer: D6500 Mode: SIA Mode:	dd/dd tt:tt Lxx ACC aaaa FIRE ALM RESTOR +++ACC aaaa AREA=aa POINT=pppp hlrrlssssssaaaaasHsspppt <header>[#aaaa NriaaFHpppp]	
245 Fire Restoral (Trouble/Missing/Supervision)	Printer: D6500 Mode: SIA Mode:	dd/dd tt:tt Lxx ACC aaaa FIRE TBL RESTOR +++ACC aaaa AREA=a POINT=ppp hlrrlssssssaaaaasHsspppt <header>[#aaaa NriaFJppp]	
246 Fire Restoral (Trouble/Missing/Supervision) (4-digit Point)	Printer: D6500 Mode: SIA Mode:	dd/dd tt:tt Lxx ACC aaaa FIRE TBL RESTOR +++ACC aaaa AREA=aa POINT=pppp hlrrlssssssaaaaasHsspppt <header>[#aaaa NriaaFJpppp]	
247 Fire Supervision	Printer: D6500 Mode: SIA Mode:	dd/dd tt:tt Lxx ACC aaaa FIRE SUPRVISION +++ACC aaaa AREA=a POINT=ppp hlrrlssssssaaaaasEsppt <header>[#aaaa NriaFSppp]	
248 Fire Supervision (4-digit Point)	Printer: D6500 Mode: SIA Mode:	dd/dd tt:tt Lxx ACC aaaa FIRE SUPRVISION +++ACC aaaa AREA=aa POINT=pppp hlrrlssssssaaaaasEppppt <header>[#aaaa NriaaFSpppp]	
249 Fire Supervision / Waterflow Sensor	Printer: D6500 Mode: SIA Mode:	dd/dd tt:tt Lxx ACC aaaa FIRE SUPRVISION +++ACC aaaa WATER FLOW SENSOR +++ACC aaaa AREA=a POINT=ppp hlrrlssssssaaaaasEsppt <header>[#aaaa NriaFSppp]	
250 Fire Supervision / Waterflow Sensor (4-digit Point)	Printer: D6500 Mode: SIA Mode:	dd/dd tt:tt Lxx ACC aaaa FIRE SUPRVISION +++ACC aaaa WATER FLOW SENSOR +++ACC aaaa AREA=aa POINT=pppp hlrrlssssssaaaaasEppppt <header>[#aaaa NriaaFSpppp]	
251 Fire Supervision Restore	Printer: D6500 Mode: SIA Mode:	dd/dd tt:tt Lxx ACC aaaa FIRE SUPRV REST +++ACC aaaa AREA=a POINT=ppp hlrrlssssssaaaaasEsppt <header>[#aaaa NriaFVppp]	

Table 98: Modem4/ModemIIIa² Messages

Event	Device/Mode	Display/Explanation	Comments
252 Fire Supervision Restore (4-digit Point)	Printer: D6500 Mode: SIA Mode:	dd/dd tt:tt Lxx ACC aaaa FIRE SUPRV REST +++ACC aaaa AREA=aa POINT=pppp hlrrlssssssaaaaaEpppppt <header>[#aaaa NriaaFVpppp]	
253 Fire Supervision Restore / Waterflow Sensor	Printer: D6500 Mode: SIA Mode:	dd/dd tt:tt Lxx ACC aaaa FIRE SUPRV REST +++ACC aaaa WATER FLOW SENSOR +++ACC aaaa AREA=a POINT=ppp hlrrlssssssaaaaaEpppppt <header>[#aaaa NriaaFVpppp]	
254 Fire Supervision Restore / Waterflow Sensor (4-digit Point)	Printer: D6500 Mode: SIA Mode:	dd/dd tt:tt Lxx ACC aaaa FIRE SUPRV REST +++ACC aaaa WATER FLOW SENSOR +++ACC aaaa AREA=aa POINT=pppp hlrrlssssssaaaaaEpppppt <header>[#aaaa NriaaFVpppp]	
255 Fire Supervision Trouble	Printer: D6500 Mode: SIA Mode:	dd/dd tt:tt Lxx ACC aaaa FIRE SUPRV TRBL +++ACC aaaa AREA=a POINT=ppp hlrrlssssssaaaaaGssppppt <header>[#aaaa NriaaFWpppp]	
256 Fire Supervision Trouble (4-digit Point)	Printer: D6500 Mode: SIA Mode:	dd/dd tt:tt Lxx ACC aaaa FIRE SUPRV TRBL +++ACC aaaa AREA=aa POINT=pppp hlrrlssssssaaaaaGssppppt <header>[#aaaa NriaaFWpppp]	
257 Fire Supervision Trouble / Waterflow Sensor	Printer: D6500 Mode: SIA Mode:	dd/dd tt:tt Lxx ACC aaaa FIRE SUPRV TRBL +++ACC aaaa WATER FLOW SENSOR +++ACC aaaa AREA=a POINT=ppp hlrrlssssssaaaaaGssppppt <header>[#aaaa NriaaFWpppp]	
258 Fire Supervision Trouble / Waterflow Sensor (4-digit Point)	Printer: D6500 Mode: SIA Mode:	dd/dd tt:tt Lxx ACC aaaa FIRE SUPRV TRBL +++ACC aaaa WATER FLOW SENSOR +++ACC aaaa AREA=aa POINT=pppp hlrrlssssssaaaaaGssppppt <header>[#aaaa NriaaFWpppp]	
259 Fire Supervision Trouble Restore	Printer: D6500 Mode: SIA Mode:	dd/dd tt:tt Lxx ACC aaaa FIR SUPR TR RES +++ACC aaaa AREA=a POINT=ppp hlrrlssssssaaaaaHssppppt <header>[#aaaa NriaaFQpppp]	
260 Fire Supervision Trouble Restore (4-digit Point)	Printer: D6500 Mode: SIA Mode:	dd/dd tt:tt Lxx ACC aaaa FIR SUPR TR RES +++ACC aaaa AREA=aa POINT=pppp hlrrlssssssaaaaaHssppppt <header>[#aaaa NriaaFQpppp]	
261 Fire Supervision Trouble Restore / Waterflow Sensor	Printer: D6500 Mode: SIA Mode:	dd/dd tt:tt Lxx ACC aaaa FIR SUPR TR RES +++ACC aaaa WATER FLOW SENSOR +++ACC aaaa AREA=a POINT=ppp hlrrlssssssaaaaaHssppppt <header>[#aaaa NriaaFQpppp]	
262 Fire Supervision Trouble Restore / Waterflow Sensor (4-digit Point)	Printer: D6500 Mode: SIA Mode:	dd/dd tt:tt Lxx ACC aaaa FIR SUPR TR RES +++ACC aaaa WATER FLOW SENSOR +++ACC aaaa AREA=aa POINT=pppp hlrrlssssssaaaaaHssppppt <header>[#aaaa NriaaFQpppp]	
263 Fire Trouble	Printer: D6500 Mode: SIA Mode:	dd/dd tt:tt Lxx ACC aaaa FIRE TROUBLE +++ACC aaaa AREA=a POINT=ppp hlrrlssssssaaaaaGssppppt <header>[#aaaa NriaaFTpppp]	7
264 Fire Trouble (4-digit Point)	Printer: D6500 Mode: SIA Mode:	dd/dd tt:tt Lxx ACC aaaa FIRE TROUBLE +++ACC aaaa AREA=aa POINT=pppp hlrrlssssssaaaaaGssppppt <header>[#aaaa NriaaFTpppp]	
265 Fire Trouble / Smoke Detector	Printer: D6500 Mode: SIA Mode:	dd/dd tt:tt Lxx ACC aaaa FIRE TROUBLE +++ACC aaaa SMOKE DETECTOR +++ACC aaaa AREA=a POINT=ppp hlrrlssssssaaaaaGssppppt <header>[#aaaa NriaaFTpppp]	
266 Fire Trouble / Smoke Detector (4-digit Point)	Printer: D6500 Mode: SIA Mode:	dd/dd tt:tt Lxx ACC aaaa FIRE TROUBLE +++ACC aaaa SMOKE DETECTOR +++ACC aaaa AREA=aa POINT=pppp <header>[#aaaa NriaaFTpppp]	
267 Fire Trouble / High Temp Sensor	Printer: D6500 Mode: SIA Mode:	dd/dd tt:tt Lxx ACC aaaa FIRE TROUBLE +++ACC aaaa HIGH TEMPERATURE SENSOR +++ACC aaaa AREA=a POINT=ppp hlrrlssssssaaaaaGssppppt <header>[#aaaa NriaaKTpppp]	

Table 98: Modem4/ModemIIIa² Messages

Event	Device/Mode	Display/Explanation	Comments
268 Fire Trouble / High Temp Sensor (4-digit Point)	Printer: D6500 Mode: SIA Mode:	dd/dd tt:tt Lxx ACC aaaa FIRE TROUBLE +++ACC aaaa HIGH TEMPERATURE SENSOR +++ACC aaaa AREA=aa POINT=pppp hlrrlssssssaaaaGsppppt <header>[#aaaa NriaaKTpppp]	
269 Fire Trouble / Waterflow Sensor	Printer: D6500 Mode: SIA Mode:	dd/dd tt:tt Lxx ACC aaaa FIRE TROUBLE +++ACC aaaa WATER FLOW SENSOR +++ACC aaaa AREA=a POINT=ppp hlrrlssssssaaaaGsppppt <header>[#aaaa NriaSTppp]	
270 Fire Trouble / Waterflow Sensor (4-digit Point)	Printer: D6500 Mode: SIA Mode:	dd/dd tt:tt Lxx ACC aaaa FIRE TROUBLE +++ACC aaaa WATER FLOW SENSOR +++ACC aaaa AREA=aa POINT=pppp hlrrlssssssaaaaGsppppt <header>[#aaaa NriaaSTpppp]	
271 Fire Trouble / Ground Fault	Printer: D6500 Mode: SIA Mode:	dd/dd tt:tt Lxx ACC aaaa FIRE TROUBLE +++ACC aaaa GROUND FAULT +++ACC aaaa AREA=a POINT=ppp hlrrlssssssaaaaGsppppt <header>[#aaaa NriaFTppp]	
272 Fire Trouble / Ground Fault (4-digit Point)	Printer: D6500 Mode: SIA Mode:	dd/dd tt:tt Lxx ACC aaaa FIRE TROUBLE +++ACC aaaa GROUND FAULT +++ACC aaaa AREA=aa POINT=pppp hlrrlssssssaaaaGsppppt <header>[#aaaa NriaaFTpppp]	
273 Fire Walk End (No User)	Printer: D6500 Mode: SIA Mode:	dd/dd tt:tt Lxx ACC aaaa FIRE WALK END +++ACC aaaa AREA=a hlrrlssssssaaaaasRsssFt <header>[#aaaa NriaFK]	
274 Fire Walk End	Printer: D6500 Mode: SIA Mode:	dd/dd tt:tt Lxx ACC aaaa FIRE WALK END +++ACC aaaa AREA=a ID=iii hlrrlssssssaaaaasRsssFt <header>[#aaaa Nria/idiiiFK]	
275 Fire Walk End (4-digit User)	Printer: D6500 Mode: SIA Mode:	dd/dd tt:tt Lxx ACC aaaa FIRE WALK END +++ACC aaaa AREA=aa ID=iiii hlrrlssssssaaaaasRsssFt <header>[#aaaa Nriaa/idiiiFK]	
276 Fire Walk Start	Printer: D6500 Mode: SIA Mode:	dd/dd tt:tt Lxx ACC aaaa FIRE WALK START +++ACC aaaa AREA=a ID=iii hlrrlssssssaaaaasTsssFt <header>[#aaaa Nria/idiiiFI]	
277 Fire Walk Start (4-digit User)	Printer: D6500 Mode: SIA Mode:	dd/dd tt:tt Lxx ACC aaaa FIRE WALK START +++ACC aaaa AREA=aa ID=iiii hlrrlssssssaaaaasTsssFt <header>[#aaaa Nriaa/idiiiFI]	
278 Fire Walk Start (No User)	Printer: D6500 Mode: SIA Mode:	dd/dd tt:tt Lxx ACC aaaa FIRE WALK START +++ACC aaaa AREA=a hlrrlssssssaaaaasTsssFt <header>[#aaaa NriaFI]	
279 Force Close Early by Area	Printer: D6500 Mode: SIA Mode:	dd/dd tt:tt Lxx ACC aaaa FRC CLOSE EARLY +++ACC aaaa AREA=a ID=iii hlrrlssssssaaaaasCsiit <header>[#aaaa Nria/idiiiCF]	
280 Force Close Early by Area (4-digit User)	Printer: D6500 Mode: SIA Mode:	dd/dd tt:tt Lxx ACC aaaa FRC CLOSE EARLY +++ACC aaaa AREA=aa ID=iiii hlrrlssssssaaaaasCsiit <header>[#aaaa Nriaa/idiiiCF]	
281 Force Close Early (7112 Only)	Printer: D6500 Mode: SIA Mode:	dd/dd tt:tt Lxx ACC aaaa FRC CLOSE EARLY hlrrlssssssaaaaasCsssst <header>[#aaaa NCF]	
282 Force Close Late (7112 Only)	Printer: D6500 Mode: SIA Mode:	dd/dd tt:tt Lxx ACC aaaa FORC CLOSE LATE hlrrlssssssaaaaasCsssst <header>[#aaaa NCF]	
283 Force Close Late by Area	Printer: D6500 Mode: SIA Mode:	dd/dd tt:tt Lxx ACC aaaa FORC CLOSE LATE +++ACC aaaa AREA=a ID=iii hlrrlssssssaaaaasCsiit <header>[#aaaa Nria/idiiiCF]	
284 Force Close Late by Area (4-digit User)	Printer: D6500 Mode: SIA Mode:	dd/dd tt:tt Lxx ACC aaaa FORC CLOSE LATE +++ACC aaaa AREA=aa ID=iiii hlrrlssssssaaaaasCsiit <header>[#aaaa Nriaa/idiiiCF]	

Table 98: Modem4/ModemIIIa² Messages

Event	Device/Mode	Display/Explanation	Comments
285 Force Close Perimeter Delay by Area (No User)	Printer: D6500 Mode: SIA Mode:	dd/dd tt:tt Lxx ACC aaaa F CLOSE PR DELAY +++ACC aaaa AREA=a hlrrlssssssaaaaaCsstt <header>[#aaaa NriaNF]	
286 Force Close Perimeter Delay by Area	Printer: D6500 Mode: SIA Mode:	dd/dd tt:tt Lxx ACC aaaa F CLOSE PR DELAY +++ACC aaaa AREA=a ID=iii hlrrlssssssaaaaaCsiiit <header>[#aaaa Nria/idiinNF]	
287 Force Close Perimeter Delay by Area (4-digit User)	Printer: D6500 Mode: SIA Mode:	dd/dd tt:tt Lxx ACC aaaa F CLOSE PR DELAY +++ACC aaaa AREA=aa ID=iiii hlrrlssssssaaaaaCsiiit <header>[#aaaa Nriaa/idiinNF]	
288 Force Close Perimeter Instant by Area (No User)	Printer: D6500 Mode: SIA Mode:	dd/dd tt:tt Lxx ACC aaaa F CLOSE PR INST +++ACC aaaa AREA=a hlrrlssssssaaaaaCsstt <header>[#aaaa NriaNF]	
289 Force Close Perimeter Instant by Area	Printer: D6500 Mode: SIA Mode:	dd/dd tt:tt Lxx ACC aaaa F CLOSE PR INST +++ACC aaaa AREA=a ID=iii hlrrlssssssaaaaaCsiiit <header>[#aaaa Nria/idiinNF]	
290 Force Close Perimeter Instant by Area (4-digit User)	Printer: D6500 Mode: SIA Mode:	dd/dd tt:tt Lxx ACC aaaa F CLOSE PR INST +++ACC aaaa AREA=aa ID=iiii hlrrlssssssaaaaaCsiiit <header>[#aaaa Nriaa/idiinNF]	
291 Force Close by Area (No Area)	Printer: D6500 Mode: SIA Mode:	dd/dd tt:tt Lxx ACC aaaa FORCED CLOSE +++ACC aaaa ID=iii hlrrlssssssaaaaaCsiiit <header>[#aaaa NidiiiCF]	
292 Force Close by Area	Printer: D6500 Mode: SIA Mode:	dd/dd tt:tt Lxx ACC aaaa FORCED CLOSE +++ACC aaaa AREA=a ID=iii hlrrlssssssaaaaaCsiiit <header>[#aaaa Nria/idiinCF]	
293 Force Close by Area (4-digit User)	Printer: D6500 Mode: SIA Mode:	dd/dd tt:tt Lxx ACC aaaa FORCED CLOSE +++ACC aaaa AREA=aa ID=iiii hlrrlssssssaaaaaCsiiit <header>[#aaaa Nriaa/idiinCF]	
294 Force Point	Printer: D6500 Mode: SIA Mode:	dd/dd tt:tt Lxx ACC aaaa FORCED POINT +++ACC aaaa AREA=a POINT=ppp hlrrlssssssaaaaaTspppt <header>[#aaaa NriaXWppp]	
295 Force Point (4-digit Point)	Printer: D6500 Mode: SIA Mode:	dd/dd tt:tt Lxx ACC aaaa FORCED POINT +++ACC aaaa AREA=aa POINT=pppp hlrrlssssssaaaaaTspppt <header>[#aaaa NriaaXWpppp]	
296 Gas Alarm (4-digit Point)	Printer: D6500 Mode: SIA Mode:	dd/dd tt:tt Lxx ACC aaaa GAS ALARM +++ACC aaaa AREA=aa POINT=pppp hlrrlssssssaaaaaAppppt <header>[#aaaa NriaaGApppp]	New Message
297 Gas Alarm Restore (4-digit Point)	Printer: D6500 Mode: SIA Mode:	dd/dd tt:tt Lxx ACC aaaa GAS ALARM REST +++ACC aaaa AREA=aa POINT=pppp hlrrlssssssaaaaaRppppt <header>[#aaaa NriaaGHpppp]	New Message
298 Gas Cancel (4-digit User)	Printer: D6500 Mode: SIA Mode:	dd/dd tt:tt Lxx ACC aaaa GAS CANCEL +++ACC aaaa AREA=aa ID=iiii hlrrlssssssaaaaa\iiiiit <header>[#aaaa Nriaa/idiinGC]	New Message
299 Gas Missing (4-digit Point)	Printer: D6500 Mode: SIA Mode:	dd/dd tt:tt Lxx ACC aaaa GAS MISSING +++ACC aaaa AREA=aa POINT=pppp hlrrlssssssaaaaaVppppt <header>[#aaaa NriaaUZpppp]	New Message
300 Gas Supervisory (4-digit Point)	Printer: D6500 Mode: SIA Mode:	dd/dd tt:tt Lxx ACC aaaa GAS SUPERVISORY +++ACC aaaa AREA=aa POINT=pppp hlrrlssssssaaaaaJppppt <header>[#aaaa NriaaGSpppp]	New Message
301 Gas Supervisory Restore (4-digit Point)	Printer: D6500 Mode: SIA Mode:	dd/dd tt:tt Lxx ACC aaaa GAS SUPV REST +++ACC aaaa AREA=aa POINT=pppp hlrrlssssssaaaaaRppppt <header>[#aaaa NriaaGJpppp]	New Message
302 Gas Trouble (4-digit Point)	Printer: D6500 Mode: SIA Mode:	dd/dd tt:tt Lxx ACC aaaa GAS TROUBLE +++ACC aaaa AREA=aa POINT=pppp hlrrlssssssaaaaaTppppt <header>[#aaaa NriaaGTpppp]	New Message

Table 98: Modem4/ModemIIIa² Messages

	Event	Device/Mode	Display/Explanation	Comments
303	Gas Trouble Restore (4-digit Point)	Printer: D6500 Mode: SIA Mode:	dd/dd tt:tt Lxx ACC aaaa GAS TRBL REST +++ACC aaaa AREA=aa POINT=pppp hlrrlssssssaaaaasRppppt <header>[#aaaa NriaaGJpppp]	New Message
304	High Temp Alarm (4-digit Point)	Printer: D6500 Mode: SIA Mode:	dd/dd tt:tt Lxx ACC aaaa HIGH TEMP ALARM +++ACC aaaa AREA=aa POINT=pppp hlrrlssssssaaaaasJppppt <header>[#aaaa NriaaKApppp]	New Message
305	High Temp Alarm Restore (4-digit Point)	Printer: D6500 Mode: SIA Mode:	dd/dd tt:tt Lxx ACC aaaa HIGH TEMP REST +++ACC aaaa AREA=aa POINT=pppp hlrrlssssssaaaaasRppppt <header>[#aaaa NriaaKHpppp]	New Message
306	Hold-Up Alarm (4-digit Point)	Printer: D6500 Mode: SIA Mode:	dd/dd tt:tt Lxx ACC aaaa HOLD-UP ALARM +++ACC aaaa AREA=aa POINT=pppp hlrrlssssssaaaaasDppppt <header>[#aaaa NriaaHApppp]	New Message
307	Hold-Up Missing (4-digit Point)	Printer: D6500 Mode: SIA Mode:	dd/dd tt:tt Lxx ACC aaaa HOLD-UP MISSING +++ACC aaaa AREA=aa POINT=pppp hlrrlssssssaaaaasVppppt <header>[#aaaa NriaaUZpppp]	New Message
308	Hold-Up Restore (4-digit Point)	Printer: D6500 Mode: SIA Mode:	dd/dd tt:tt Lxx ACC aaaa HOLD-UP RESTORE +++ACC aaaa AREA=aa POINT=pppp hlrrlssssssaaaaasRppppt <header>[#aaaa NriaaHRpppp]	New Message
309	Hold-Up Supervisory (4-digit Point)	Printer: D6500 Mode: SIA Mode:	dd/dd tt:tt Lxx ACC aaaa HOLD-UP SUPV +++ACC aaaa AREA=aa POINT=pppp hlrrlssssssaaaaasJppppt <header>[#aaaa NriaaHSpapp]	New Message
310	Hold-Up Supervisory Restore (4-digit Point)	Printer: D6500 Mode: SIA Mode:	dd/dd tt:tt Lxx ACC aaaa HOLD-UP SU REST +++ACC aaaa AREA=aa POINT=pppp hlrrlssssssaaaaasRppppt <header>[#aaaa NriaaHRpppp]	New Message
311	Hold-Up Trouble (4-digit Point)	Printer: D6500 Mode: SIA Mode:	dd/dd tt:tt Lxx ACC aaaa HOLD-UP TROUBLE +++ACC aaaa AREA=aa POINT=pppp hlrrlssssssaaaaasTppppt <header>[#aaaa NriaaHTpppp]	New Message
312	Hold-Up Trouble Restore (4-digit Point)	Printer: D6500 Mode: SIA Mode:	dd/dd tt:tt Lxx ACC aaaa HOLD-UP TR REST +++ACC aaaa AREA=aa POINT=pppp hlrrlssssssaaaaasRppppt <header>[#aaaa NriaaHJpppp]	New Message
313	Late To Open (7112 Only)	Printer: D6500 Mode: SIA Mode:	dd/dd tt:tt Lxx ACC aaaa LATE TO OPEN hlrrlssssssaaaaasOsssst <header>[#aaaa NOJ]	
314	Listen In	Printer: D6500 Mode: SIA Mode:	dd/dd tt:tt Lxx ACC aaaa LISTEN IN +++ACC aaaa TIME=hh:mm hlrrlssssssaaaaas*sssst <header>[#aaaa NtihhmmLF]	
315	Log Overflow	Printer: D6500 Mode: SIA Mode:	dd/dd tt:tt Lxx ACC aaaa LOG OVERFLOW hlrrlssssssaaaaasAsD0lt <header>[#aaaa NJO]	
316	Log Threshold	Printer: D6500 Mode: SIA Mode:	dd/dd tt:tt Lxx ACC aaaa LOG THRESHOLD hlrrlssssssaaaaasTsD0lt <header>[#aaaa NJL]	
317	Low Signal Strength	Printer: D6500 Mode: SIA Mode:	dd/dd tt:tt Lxx ACC aaaa LOW SIGNAL LEVL +++ACC aaaa LEVEL=lll PATH=ppp hlrrlssssssaaaaasNsD48t <header>[#aaaa Nlvlll/pappXL]	
318	Low Temperature Alarm	Printer: D6500 Mode: SIA Mode:	dd/dd tt:tt Lxx ACC aaaa LOW TEMPERATURE +++ACC aaaa AREA=a POINT=ppp hlrrlssssssaaaaasLsppt <header>[#aaaa NriaZApp]	
319	Low Temperature Alarm (4-digit Point)	Printer: D6500 Mode: SIA Mode:	dd/dd tt:tt Lxx ACC aaaa LOW TEMPERATURE +++ACC aaaa AREA=aa POINT=pppp hlrrlssssssaaaaasLppppt <header>[#aaaa NriaaZApppp]	
320	Low Temperature Restoral	Printer: D6500 Mode: SIA Mode:	dd/dd tt:tt Lxx ACC aaaa LOW TEMP RESTOR +++ACC aaaa AREA=a POINT=ppp hlrrlssssssaaaaasRLsppt <header>[#aaaa NriaZRppp]	
321	Low Temperature Restoral (4-digit Point)	Printer: D6500 Mode: SIA Mode:	dd/dd tt:tt Lxx ACC aaaa LOW TEMP RESTOR +++ACC aaaa AREA=aa POINT=pppp hlrrlssssssaaaaasRLppppt <header>[#aaaa NriaaZRpppp]	

Table 98: Modem4/ModemIIIa² Messages

Event	Device/Mode	Display/Explanation	Comments
322 Medical Alarm by User (4-digit User)	Printer: D6500 Mode: SIA Mode:	dd/dd tt:tt Lxx ACC aaaa MEDICAL ALARM +++ACC aaaa ID=iiii hlrrlssssssaaaaaUiiiiit <header>[#aaaa NidiiiiMA]	New Message
323 Medical Alarm by Point (4-digit Point)	Printer: D6500 Mode: SIA Mode:	dd/dd tt:tt Lxx ACC aaaa MEDICAL ALARM +++ACC aaaa AREA=aa POINT=pppp hlrrlssssssaaaaaApppppt <header>[#aaaa Nriaa/MApppp]	New Message
324 Medical Alarm Restore (4-digit User / Point)	Printer: D6500 Mode: SIA Mode:	dd/dd tt:tt Lxx ACC aaaa MED ALARM REST +++ACC aaaa AREA=aa POINT=pppp hlrrlssssssaaaaaRpppppt <header>[#aaaa Nriaa/MHpppp]	New Message
325 Memory Fail	Printer: D6500 Mode: SIA Mode:	dd/dd tt:tt Lxx ACC aaaa MEMORY FAIL hlrrlssssssaaaaaAsD13t <header>[#aaaa NYX]	
326 Missing Alarm (2212)	Printer: D6500 Mode: SIA Mode:	dd/dd tt:tt Lxx ACC aaaa MISSING ALARM +++ACC aaaa POINT=ppp hlrrlssssssaaaaaMpppppt <header>[#aaaa NUZppp]	
327 Missing Alarm	Printer: D6500 Mode: SIA Mode:	dd/dd tt:tt Lxx ACC aaaa MISSING ALARM +++ACC aaaa AREA=a POINT=ppp hlrrlssssssaaaaaMpppppt <header>[#aaaa NriauZppp]	
328 Missing Alarm (4-digit Point)	Printer: D6500 Mode: SIA Mode:	dd/dd tt:tt Lxx ACC aaaa MISSING ALARM +++ACC aaaa AREA=aa POINT=pppp hlrrlssssssaaaaaMpppppt <header>[#aaaa NriaaUZpppp]	
329 Missing Alarm / Cross Point	Printer: D6500 Mode: SIA Mode:	dd/dd tt:tt Lxx ACC aaaa MISSING ALARM +++ACC aaaa CROSS POINT +++ACC aaaa AREA=a CG=gg POINT=ppp hlrrlssssssaaaaaMpppppt <header>[#aaaa NriaxMppp]	
330 Missing Alarm / Cross Point (4-digit Point)	Printer: D6500 Mode: SIA Mode:	dd/dd tt:tt Lxx ACC aaaa MISSING ALARM +++ACC aaaa CROSS POINT +++ACC aaaa AREA=aa CG=gg POINT=pppp hlrrlssssssaaaaaMpppppt <header>[#aaaa NriaxMpppp]	
331 Missing Alarm from Recent Closing (2 min of close) (No User)	Printer: D6500 Mode: SIA Mode:	dd/dd tt:tt Lxx ACC aaaa MISSING ALARM +++ACC aaaa RECENT CLOSING +++ACC aaaa AREA=a POINT=ppp hlrrlssssssaaaaaMpppppt <header>[#aaaa NriacMppp]	
332 Missing Alarm from Recent Closing (2 min of close) (No User / 4-digit Point)	Printer: D6500 Mode: SIA Mode:	dd/dd tt:tt Lxx ACC aaaa MISSING ALARM +++ACC aaaa RECENT CLOSING +++ACC aaaa AREA=aa POINT=pppp hlrrlssssssaaaaaMpppppt <header>[#aaaa NriacMpppp]	
333 Missing Alarm from Recent Closing (2 min of close)	Printer: D6500 Mode: SIA Mode:	dd/dd tt:tt Lxx ACC aaaa MISSING ALARM +++ACC aaaa RECENT CLOSING +++ACC aaaa AREA=a ID=iii POINT=ppp hlrrlssssssaaaaaMpppppt <header>[#aaaa Nria/idiiiCMppp]	
334 Missing Alarm from Recent Closing (2 min of close) (4-digit Point)	Printer: D6500 Mode: SIA Mode:	dd/dd tt:tt Lxx ACC aaaa MISSING ALARM +++ACC aaaa RECENT CLOSING +++ACC aaaa AREA=aa ID=iii POINT=pppp hlrrlssssssaaaaaMpppppt <header>[#aaaa Nriaa/idiiiCMpppp]	
335 Missing Alarm from Recent Closing (2 min of close) (4-digit User / Point)	Printer: D6500 Mode: SIA Mode:	dd/dd tt:tt Lxx ACC aaaa MISSING ALARM +++ACC aaaa RECENT CLOSING +++ACC aaaa AREA=aa ID=iiii POINT=pppp hlrrlssssssaaaaaMpppppt <header>[#aaaa Nriaa/idiiiCMpppp]	
336 Missing Alarm Exit Error (No User)	Printer: D6500 Mode: SIA Mode:	dd/dd tt:tt Lxx ACC aaaa MISSING ALARM +++ACC aaaa EXIT ERROR +++ACC aaaa AREA=a POINT=ppp hlrrlssssssaaaaaMpppppt <header>[#aaaa NriaeZppp]	
337 Missing Alarm Exit Error (No User / 4-digit Point)	Printer: D6500 Mode: SIA Mode:	dd/dd tt:tt Lxx ACC aaaa MISSING ALARM +++ACC aaaa EXIT ERROR +++ACC aaaa AREA=aa POINT=pppp hlrrlssssssaaaaaMpppppt <header>[#aaaa NriaeZpppp]	

Table 98: Modem4/ModemIIIa² Messages

Event	Device/Mode	Display/Explanation	Comments
338 Missing Alarm Exit Error	Printer: D6500 Mode: SIA Mode:	dd/dd tt:tt Lxx ACC aaaa MISSING ALARM +++ACC aaaa EXIT ERROR +++ACC aaaa AREA=a ID=iii POINT=ppp hlrrlssssssaaaaasMppppt <header>[#aaaa Nria/idiieZppp]	
339 Missing Alarm Exit Error (4-digit Point)	Printer: D6500 Mode: SIA Mode:	dd/dd tt:tt Lxx ACC aaaa MISSING ALARM +++ACC aaaa EXIT ERROR +++ACC aaaa AREA=aa ID=iii POINT=pppp hlrrlssssssaaaaasMppppt <header>[#aaaa Nriaa/idiieZpppp]	
340 Missing Alarm Exit Error (4-digit User / Point)	Printer: D6500 Mode: SIA Mode:	dd/dd tt:tt Lxx ACC aaaa MISSING ALARM +++ACC aaaa EXIT ERROR +++ACC aaaa AREA=aa ID=iiii POINT=pppp hlrrlssssssaaaaasMppppt <header>[#aaaa Nriaa/idiieZpppp]	
341 Missing Fire Supervision	Printer: D6500 Mode: SIA Mode:	dd/dd tt:tt Lxx ACC aaaa MISS FIR SUPRVN +++ACC aaaa AREA=a POINT=ppp hlrrlssssssaaaaasGMppppt <header>[#aaaa NriaFZppp]	
342 Missing Fire Supervision (4-digit Point)	Printer: D6500 Mode: SIA Mode:	dd/dd tt:tt Lxx ACC aaaa MISS FIR SUPRVN +++ACC aaaa AREA=aa POINT=pppp hlrrlssssssaaaaasGMppppt <header>[#aaaa NriaaFZpppp]	
343 Missing Fire Supervision / Waterflow Sensor	Printer: D6500 Mode: SIA Mode:	dd/dd tt:tt Lxx ACC aaaa MISS FIR SUPRVN +++ACC aaaa WATER FLOW SENSOR +++ACC aaaa AREA=a POINT=ppp hlrrlssssssaaaaasGMppppt <header>[#aaaa NriaFZppp]	
344 Missing Fire Supervision / Waterflow Sensor (4-digit Point)	Printer: D6500 Mode: SIA Mode:	dd/dd tt:tt Lxx ACC aaaa MISS FIR SUPRVN +++ACC aaaa WATER FLOW SENSOR +++ACC aaaa AREA=aa POINT=pppp hlrrlssssssaaaaasGMppppt <header>[#aaaa NriaaFZpppp]	
345 Missing Gas Supervision	Printer: D6500 Mode: SIA Mode:	dd/dd tt:tt Lxx ACC aaaa MISS GAS SUPV +++ACC aaaa AREA=aa POINT=pppp hlrrlssssssaaaaasVppppt <header>[#aaaa NriaaGSpppp]	New Message
346 Missing Supervision	Printer: D6500 Mode: SIA Mode:	dd/dd tt:tt Lxx ACC aaaa MISSING SUPRVSN +++ACC aaaa AREA=a POINT=ppp hlrrlssssssaaaaasMTppppt <header>[#aaaa NriaBZppp]	
347 Missing Supervision (4-digit Point)	Printer: D6500 Mode: SIA Mode:	dd/dd tt:tt Lxx ACC aaaa MISSING SUPRVSN +++ACC aaaa AREA=aa POINT=pppp hlrrlssssssaaaaasMTppppt <header>[#aaaa NriaaBZpppp]	
348 Missing Trouble (2212)	Printer: D6500 Mode: SIA Mode:	dd/dd tt:tt Lxx ACC aaaa MISSING TROUBLE +++ACC aaaa POINT=ppp hlrrlssssssaaaaasVppppt <header>[#aaaa NUYppp]	
349 Missing Trouble from Keyfob	Printer: D6500 Mode: SIA Mode:	dd/dd tt:tt Lxx ACC aaaa MISSING TROUBLE +++ACC aaaa KEYFOB +++ACC aaaa ID=iii hlrrlssssssaaaaasVsD10t <header>[#aaaa NidiiiUY]	
350 Missing Trouble from Keyfob (4-digit User)	Printer: D6500 Mode: SIA Mode:	dd/dd tt:tt Lxx ACC aaaa MISSING TROUBLE +++ACC aaaa KEYFOB +++ACC aaaa ID=iiii hlrrlssssssaaaaasVsD10t <header>[#aaaa NidiiiUY]	
351 Missing Trouble	Printer: D6500 Mode: SIA Mode:	dd/dd tt:tt Lxx ACC aaaa MISSING TROUBLE +++ACC aaaa AREA=a POINT=ppp hlrrlssssssaaaaasVppppt <header>[#aaaa NriaUYppp]	7
352 Missing Trouble (4-digit Point)	Printer: D6500 Mode: SIA Mode:	dd/dd tt:tt Lxx ACC aaaa MISSING TROUBLE +++ACC aaaa AREA=aa POINT=pppp hlrrlssssssaaaaasVppppt <header>[#aaaa NriaaUYpppp]	
353 Network Condition	Printer: D6500 Mode: SIA Mode:	dd/dd tt:tt Lxx ACC aaaa NETWORK COND +++ACC aaaa PATH=ppp COND=nnn hlrrlssssssaaaaasNsD44t <header>[#aaaa NpapppNCnnn]	

Table 98: Modem4/ModemIIIa² Messages

Event	Device/Mode	Display/Explanation	Comments
354 Network Failure	Printer: D6500 Mode: SIA Mode:	dd/dd tt:tt Lxx ACC aaaa NETWORK FAIL +++ACC aaaa PATH=ppp COND=nnn hlrrlssssssaaaaNsD42t <header>[#aaaa NpappNTnnn]	
355 Network Failure (4-digit Device)	Printer: D6500 Mode: SIA Mode:	dd/dd tt:tt Lxx ACC aaaa NETWORK FAIL +++ACC aaaa SDI=dddd COND=nnn hlrrlssssssaaaaNsD42t <header>[#aaaa NpiddddNTnnn]	New Message
356 Network Restoral	Printer: D6500 Mode: SIA Mode:	dd/dd tt:tt Lxx ACC aaaa NETWORK RESTORE +++ACC aaaa PATH=ppp COND=nnn hlrrlssssssaaaaNsD43t <header>[#aaaa NpappNRnnn]	
357 Network Restoral (4-digit Device)	Printer: D6500 Mode: SIA Mode:	dd/dd tt:tt Lxx ACC aaaa NETWORK RESTORE +++ACC aaaa SDI=dddd COND=nnn hlrrlssssssaaaaNsD43t <header>[#aaaa NpiddddNRnnn]	New Message
358 No Entry (Anti-Passback)	Printer: D6500 Mode: SIA Mode:	dd/dd tt:tt Lxx ACC aaaa NO ENTRY-PASSBK +++ACC aaaa AREA=a CRD=iii-x POINT=ppp hlrrlssssssaaaaADsppt <header>[#aaaa Nria/idiidIppp]	
359 No Entry (Door Secured)	Printer: D6500 Mode: SIA Mode:	dd/dd tt:tt Lxx ACC aaaa NO ENTRY-SECURE +++ACC aaaa AREA=a CRD=iii-x POINT=ppp hlrrlssssssaaaaADsppt <header>[#aaaa Nria/idiidZppp]	
360 No Entry (Interlock Deny)	Printer: D6500 Mode: SIA Mode:	dd/dd tt:tt Lxx ACC aaaa NO ENTRY-INTRLK +++ACC aaaa AREA=a CRD=iii-x POINT=ppp hlrrlssssssaaaaADsppt <header>[#aaaa Nria/idiidWppp]	
361 No Entry (No Rights in Area)	Printer: D6500 Mode: SIA Mode:	dd/dd tt:tt Lxx ACC aaaa NO ENTRY-LEVEL +++ACC aaaa AREA=a CRD=iii-x POINT=ppp hlrrlssssssaaaaADsppt <header>[#aaaa Nria/idiidVppp]	
362 No Entry (Outside Time Window)	Printer: D6500 Mode: SIA Mode:	dd/dd tt:tt Lxx ACC aaaa NO ENTRY-TIME +++ACC aaaa AREA=a CRD=iii-x POINT=ppp hlrrlssssssaaaaADsppt <header>[#aaaa Nria/idiidPppp]	
363 No Entry (Unknown ID)	Printer: D6500 Mode: SIA Mode:	dd/dd tt:tt Lxx ACC aaaa NO ENTRY-UNK ID +++ACC aaaa AREA=a POINT=ppp hlrrlssssssaaaaADsppt <header>[#aaaa NriaDDppp]	
364 No Entry (Wrong Arming State)	Printer: D6500 Mode: SIA Mode:	dd/dd tt:tt Lxx ACC aaaa NO ENTRY-ARMED +++ACC aaaa AREA=a CRD=iii-x POINT=ppp hlrrlssssssaaaaADsppt <header>[#aaaa Nria/idiidQppp]	
365 No Entry (Unknown ID) (4-digit Point)	Printer: D6500 Mode: SIA Mode:	dd/dd tt:tt Lxx ACC aaaa NO ENTRY-UNK ID +++ACC aaaa AREA=aa POINT=pppp hlrrlssssssaaaaADppppt <header>[#aaaa NriaaDpppp]	
366 No Entry (Wrong Arming State) (4-digit Point)	Printer: D6500 Mode: SIA Mode:	dd/dd tt:tt Lxx ACC aaaa NO ENTRY-ARMED +++ACC aaaa AREA=aa CRD=iii-x POINT=pppp hlrrlssssssaaaaADppppt <header>[#aaaa Nriaa/idiidQpppp]	
367 No Entry (Anti-Passback) (4-digit Point)	Printer: D6500 Mode: SIA Mode:	dd/dd tt:tt Lxx ACC aaaa NO ENTRY-PASSBK +++ACC aaaa AREA=aa CRD=iii-x POINT=pppp hlrrlssssssaaaaADppppt <header>[#aaaa Nriaa/idiidIpppp]	
368 No Entry (Door Secured) (4-digit Point)	Printer: D6500 Mode: SIA Mode:	dd/dd tt:tt Lxx ACC aaaa NO ENTRY-SECURE +++ACC aaaa AREA=aa CRD=iii-x POINT=pppp hlrrlssssssaaaaADppppt <header>[#aaaa Nriaa/idiidZpppp]	
369 No Entry (Interlock Deny) (4-digit Point)	Printer: D6500 Mode: SIA Mode:	dd/dd tt:tt Lxx ACC aaaa NO ENTRY-INTRLK +++ACC aaaa AREA=aa CRD=iii-x POINT=pppp hlrrlssssssaaaaADppppt <header>[#aaaa Nriaa/idiidWpppp]	
370 No Entry (No Rights in Area) (4-digit Point)	Printer: D6500 Mode: SIA Mode:	dd/dd tt:tt Lxx ACC aaaa NO ENTRY-LEVEL +++ACC aaaa AREA=aa CRD=iii-x POINT=pppp hlrrlssssssaaaaADppppt <header>[#aaaa Nriaa/idiidVpppp]	
371 No Entry (Outside Time Window) (4-digit Point)	Printer: D6500 Mode: SIA Mode:	dd/dd tt:tt Lxx ACC aaaa NO ENTRY-TIME +++ACC aaaa AREA=aa CRD=iii-x POINT=pppp hlrrlssssssaaaaADppppt <header>[#aaaa Nriaa/idiidPpppp]	

Table 98: Modem4/ModemIIIa² Messages

	Event	Device/Mode	Display/Explanation	Comments
372	No Entry (Anti-Passback) (4-digit User / Point)	Printer: D6500 Mode: SIA Mode:	dd/dd tt:tt Lxx ACC aaaa NO ENTRY-PASSBK +++ACC aaaa AREA=aa CRD=iiii POINT=pppp hlrrlssssssaaaaADpppppt <header>[#aaaa Nriaa/idiiiiDlpppp]	
373	No Entry (Door Secured) (4-digit User / Point)	Printer: D6500 Mode: SIA Mode:	dd/dd tt:tt Lxx ACC aaaa NO ENTRY-SECURE +++ACC aaaa AREA=aa CRD=iiii POINT=pppp hlrrlssssssaaaaADpppppt <header>[#aaaa Nriaa/idiiiiDzpppp]	
374	No Entry (Interlock Deny) (4-digit User / Point)	Printer: D6500 Mode: SIA Mode:	dd/dd tt:tt Lxx ACC aaaa NO ENTRY-INTRLK +++ACC aaaa AREA=aa CRD=iiii POINT=pppp hlrrlssssssaaaaADpppppt <header>[#aaaa Nriaa/idiiiiDwpppp]	
375	No Entry (No Rights in Area) (4-digit User / Point)	Printer: D6500 Mode: SIA Mode:	dd/dd tt:tt Lxx ACC aaaa NO ENTRY-LEVEL +++ACC aaaa AREA=aa CRD=iiii POINT=pppp hlrrlssssssaaaaADpppppt <header>[#aaaa Nriaa/idiiiiDVpppp]	
376	No Entry (Outside Time Window) (4-digit User / Point)	Printer: D6500 Mode: SIA Mode:	dd/dd tt:tt Lxx ACC aaaa NO ENTRY-TIME +++ACC aaaa AREA=aa CRD=iiii POINT=pppp hlrrlssssssaaaaADpppppt <header>[#aaaa Nriaa/idiiiiDPpppp]	
377	No Entry (Wrong Arming State) (4-digit User / Point)	Printer: D6500 Mode: SIA Mode:	dd/dd tt:tt Lxx ACC aaaa NO ENTRY-ARMED +++ACC aaaa AREA=aa CRD=iiii POINT=pppp hlrrlssssssaaaaADpppppt <header>[#aaaa Nriaa/idiiiiDQpppp]	
378	Opening by Account (2112/2212)	Printer: D6500 Mode: SIA Mode:	dd/dd tt:tt Lxx ACC aaaa OPENING REPORT +++ACC aaaa ID=iii hlrrlssssssaaaaasOsiit <header>[#aaaa NidiiiOP]	
379	Opening by Account	Printer: D6500 Mode: SIA Mode:	dd/dd tt:tt Lxx ACC aaaa OPENING REPORT +++ACC aaaa ID=iii hlrrlssssssaaaaasOsiit <header>[#aaaa NidiiiOP]	
380	Opening by Account from Alarm (2212)	Printer: D6500 Mode: SIA Mode:	dd/dd tt:tt Lxx ACC aaaa OPEN FROM ALARM +++ACC aaaa ID=iii hlrrlssssssaaaaasOsiit <header>[#aaaa NidiiiOR]	
381	Opening by Account from Alarm (No Area)	Printer: D6500 Mode: SIA Mode:	dd/dd tt:tt Lxx ACC aaaa OPEN FROM ALARM +++ACC aaaa ID=iii hlrrlssssssaaaaasOsiit <header>[#aaaa NidiiiOR]	
382	Opening by Area	Printer: D6500 Mode: SIA Mode:	dd/dd tt:tt Lxx ACC aaaa OPENING REPORT +++ACC aaaa AREA=a ID=iii hlrrlssssssaaaaasOsiit <header>[#aaaa Nria/idiiiiOP]	
383	Opening by Area (No User)	Printer: D6500 Mode: SIA Mode:	dd/dd tt:tt Lxx ACC aaaa OPENING REPORT +++ACC aaaa AREA=a hlrrlssssssaaaaasOsssst <header>[#aaaa NriaOP]	
384	Opening by Area (4-digit User)	Printer: D6500 Mode: SIA Mode:	dd/dd tt:tt Lxx ACC aaaa OPENING REPORT +++ACC aaaa AREA=aa ID=iiii hlrrlssssssaaaaasOiiit <header>[#aaaa Nriaa/idiiiiOP]	
385	Opening by Area from Alarm (No User)	Printer: D6500 Mode: SIA Mode:	dd/dd tt:tt Lxx ACC aaaa OPEN FROM ALARM +++ACC aaaa AREA=a hlrrlssssssaaaaasOsssst <header>[#aaaa NriaOR]	
386	Opening by Area from Alarm	Printer: D6500 Mode: SIA Mode:	dd/dd tt:tt Lxx ACC aaaa OPEN FROM ALARM +++ACC aaaa AREA=a ID=iii hlrrlssssssaaaaasOsiit <header>[#aaaa Nria/idiiiiOR]	
387	Opening by Area from Alarm (4-digit User)	Printer: D6500 Mode: SIA Mode:	dd/dd tt:tt Lxx ACC aaaa OPEN FROM ALARM +++ACC aaaa AREA=aa ID=iiii hlrrlssssssaaaaasOiiit <header>[#aaaa Nriaa/idiiiiOR]	
388	Opening Early by Area	Printer: D6500 Mode: SIA Mode:	dd/dd tt:tt Lxx ACC aaaa EARLY TO OPEN +++ACC aaaa AREA=a ID=iii hlrrlssssssaaaaasOsiit <header>[#aaaa Nria/idiiiiOK]	
389	Opening Early by Area (No User)	Printer: D6500 Mode: SIA Mode:	dd/dd tt:tt Lxx ACC aaaa EARLY TO OPEN +++ACC aaaa AREA=a hlrrlssssssaaaaasOsssst <header>[#aaaa NriaOK]	

Table 98: Modem4/ModemIIIa² Messages

Event	Device/Mode	Display/Explanation	Comments
390 Opening Early by Area (4-digit User)	Printer: D6500 Mode: SIA Mode:	dd/dd tt:tt Lxx ACC aaaa EARLY TO OPEN +++ACC aaaa AREA=aa ID=iiii hlrrlssssssaaaaaasOiiiiit <header>[#aaaa Nriaa/idiiiiOK]	
391 Opening Early by Area from Alarm (No User)	Printer: D6500 Mode: SIA Mode:	dd/dd tt:tt Lxx ACC aaaa OP ERLY FRM-ALM +++ACC aaaa AREA=a hlrrlssssssaaaaaasOsssst <header>[#aaaa NriaOH]	
392 Opening Early by Area from Alarm	Printer: D6500 Mode: SIA Mode:	dd/dd tt:tt Lxx ACC aaaa OP ERLY FRM-ALM +++ACC aaaa AREA=a ID=iii hlrrlssssssaaaaaasOiiiiit <header>[#aaaa Nria/idiiiiOH]	
393 Opening Early by Area from Alarm (4-digit User)	Printer: D6500 Mode: SIA Mode:	dd/dd tt:tt Lxx ACC aaaa OP ERLY FRM-ALM +++ACC aaaa AREA=aa ID=iiii hlrrlssssssaaaaaasOiiiiit <header>[#aaaa Nriaa/idiiiiOH]	
394 Opening Late by Area	Printer: D6500 Mode: SIA Mode:	dd/dd tt:tt Lxx ACC aaaa LATE TO OPEN +++ACC aaaa AREA=a ID=iii hlrrlssssssaaaaaasOiiiiit <header>[#aaaa Nria/idiiiiOJ]	
395 Opening Late by Area (No User)	Printer: D6500 Mode: SIA Mode:	dd/dd tt:tt Lxx ACC aaaa LATE TO OPEN +++ACC aaaa AREA=a hlrrlssssssaaaaaasOsssst <header>[#aaaa NriaOJ]	
396 Opening Late by Area (4-digit User)	Printer: D6500 Mode: SIA Mode:	dd/dd tt:tt Lxx ACC aaaa LATE TO OPEN +++ACC aaaa AREA=aa ID=iiii hlrrlssssssaaaaaasOiiiiit <header>[#aaaa Nriaa/idiiiiOJ]	
397 Opening Late by Area from Alarm	Printer: D6500 Mode: SIA Mode:	dd/dd tt:tt Lxx ACC aaaa OP LATE FRM-ALM +++ACC aaaa AREA=a ID=iii hlrrlssssssaaaaaasOiiiiit <header>[#aaaa Nria/idiiiiOL]	
398 Opening Late by Area from Alarm (No User)	Printer: D6500 Mode: SIA Mode:	dd/dd tt:tt Lxx ACC aaaa OP LATE FRM-ALM +++ACC aaaa AREA=a hlrrlssssssaaaaaasOsssst <header>[#aaaa NriaOL]	
399 Opening Late by Area from Alarm (4-digit User)	Printer: D6500 Mode: SIA Mode:	dd/dd tt:tt Lxx ACC aaaa OP LATE FRM-ALM +++ACC aaaa AREA=aa ID=iiii hlrrlssssssaaaaaasOiiiiit <header>[#aaaa Nriaa/idiiiiOL]	
400 Output State	Printer: D6500 Mode: SIA Mode:	dd/dd tt:tt Lxx ACC aaaa OUTPUT-TROUBLE +++ACC aaaa OUTPUT=uuu hlrrlssssssaaaaaasTsD47t <header>[#aaaa NOUuuu]	
401 Output State (4-digit Output)	Printer: D6500 Mode: SIA Mode:	dd/dd tt:tt Lxx ACC aaaa OUTPUT-TROUBLE +++ACC aaaa OUTPUT=uuuu hlrrlssssssaaaaaasTsD47t <header>[#aaaa NOUuuuu]	
402 Output State Restore	Printer: D6500 Mode: SIA Mode:	dd/dd tt:tt Lxx ACC aaaa OUTPUT-TRBL RST +++ACC aaaa OUTPUT=uuu hlrrlssssssaaaaaasRsD47t <header>[#aaaa NOVuuu]	
403 Output State Restore (4-digit Output)	Printer: D6500 Mode: SIA Mode:	dd/dd tt:tt Lxx ACC aaaa OUTPUT-TRBL RST +++ACC aaaa OUTPUT=uuuu hlrrlssssssaaaaaasRsD47t <header>[#aaaa NOVuuuu]	
404 Panic Alarm (4-digit Point)	Printer: D6500 Mode: SIA Mode:	dd/dd tt:tt Lxx ACC aaaa PANIC ALARM +++ACC aaaa AREA=aa POINT=pppp hlrrlssssssaaaaaasAppppt <header>[#aaaa Nriaa/PApppp]	New Message
405 Panic Restore (4-digit Point)	Printer: D6500 Mode: SIA Mode:	dd/dd tt:tt Lxx ACC aaaa PANIC RESTORE +++ACC aaaa AREA=aa POINT=pppp hlrrlssssssaaaaaasRppppt <header>[#aaaa Nriaa/PHpppp]	New Message
406 Parameters Changed	Printer: D6500 Mode: SIA Mode:	dd/dd tt:tt Lxx ACC aaaa PARAMS CHANGED hlrrlssssssaaaaaasNsD02t <header>[#aaaa NYG]	
407 Parameter Checksum Fail	Printer: D6500 Mode: SIA Mode:	dd/dd tt:tt Lxx ACC aaaa PARMS BAD CKSUM hlrrlssssssaaaaaasTsD15t <header>[#aaaa NYF]	

Table 98: Modem4/ModemIIIa² Messages

Event	Device/Mode	Display/Explanation	Comments
408 Parameter Checksum Fail (Device Specific)	Printer: D6500 Mode: SIA Mode:	dd/dd tt:tt Lxx ACC aaaa PARMS BAD CKSUM +++ACC aaaa SDI=ddd hlrrlssssssaaaaasTsD15t <header>[#aaaa NpiddYF]	
409 Perimeter Delay by Area (4-digit User)	Printer: D6500 Mode: SIA Mode:	dd/dd tt:tt Lxx ACC aaaa PERM DLAY ARMED +++ACC aaaa AREA=aa ID=iiii hlrrlssssssaaaaasCiiit <header>[#aaaa Nriaa/idiinNL]	
410 Perimeter Delay by Area (User Defined) (4-digit User)	Printer: D6500 Mode: SIA Mode:	dd/dd tt:tt Lxx ACC aaaa PERM DLAY ARMED +++ACC aaaa USER DEFINED +++ACC aaaa AREA=aa ID=iiii hlrrlssssssaaaaasCiiit <header>[#aaaa Nriaa/idiinNM]	
411 Perimeter Instant (2112/2212)	Printer: D6500 Mode: SIA Mode:	dd/dd tt:tt Lxx ACC aaaa PERM INST ARMED +++ACC aaaa ID=iii hlrrlssssssaaaaasCsiiit <header>[#aaaa NidiiiNL]	
412 Perimeter Instant by Area	Printer: D6500 Mode: SIA Mode:	dd/dd tt:tt Lxx ACC aaaa PERM INST ARMED +++ACC aaaa AREA=a ID=iii hlrrlssssssaaaaasCiiit <header>[#aaaa Nria/idiinNL]	
413 Perimeter Instant by Area (No User)	Printer: D6500 Mode: SIA Mode:	dd/dd tt:tt Lxx ACC aaaa PERM INST ARMED +++ACC aaaa AREA=a hlrrlssssssaaaaasCsssst <header>[#aaaa NriaNL]	
414 Perimeter Instant by Area (4-digit User)	Printer: D6500 Mode: SIA Mode:	dd/dd tt:tt Lxx ACC aaaa PERM INST ARMED +++ACC aaaa AREA=aa ID=iiii hlrrlssssssaaaaasCiiit <header>[#aaaa Nriaa/idiinNL]	
415 Perimeter Instant by Area (User Defined) (4-digit User)	Printer: D6500 Mode: SIA Mode:	dd/dd tt:tt Lxx ACC aaaa PERM INST ARMED +++ACC aaaa USER DEFINED +++ACC aaaa AREA=aa ID=iiii hlrrlssssssaaaaasCiiit <header>[#aaaa Nriaa/idiinNM]	
416 Phone Line Fail (Line 1)	Printer: D6500 Mode: SIA Mode:	dd/dd tt:tt Lxx ACC aaaa PHONE LINE FAIL +++ACC aaaa PHONE LINE=1 hlrrlssssssaaaaasTsssBt <header>[#aaaa NLT1]	
417 Phone Line Fail (Line2)	Printer: D6500 Mode: SIA Mode:	dd/dd tt:tt Lxx ACC aaaa PHONE LINE FAIL +++ACC aaaa PHONE LINE=2 hlrrlssssssaaaaasTsssCt <header>[#aaaa NLT2]	
418 Phone Line Fail / Ground Fault (Line 1)	Printer: D6500 Mode: SIA Mode:	dd/dd tt:tt Lxx ACC aaaa PHONE LINE FAIL +++ACC aaaa GROUND FAULT +++ACC aaaa PHONE LINE=1 hlrrlssssssaaaaasTsssBt <header>[#aaaa NLT1]	
419 Phone Line Fail / Ground Fault (Line 2)	Printer: D6500 Mode: SIA Mode:	dd/dd tt:tt Lxx ACC aaaa PHONE LINE FAIL +++ACC aaaa GROUND FAULT +++ACC aaaa PHONE LINE=2 hlrrlssssssaaaaasTsssCt <header>[#aaaa NLT2]	
420 Phone Line Restoral (Line 1)	Printer: D6500 Mode: SIA Mode:	dd/dd tt:tt Lxx ACC aaaa PHONE RESTORAL +++ACC aaaa PHONE LINE=1 hlrrlssssssaaaaasRsssBt <header>[#aaaa NLR1]	
421 Phone Line Restoral (Line 2)	Printer: D6500 Mode: SIA Mode:	dd/dd tt:tt Lxx ACC aaaa PHONE RESTORAL +++ACC aaaa PHONE LINE=2 hlrrlssssssaaaaasRsssCt <header>[#aaaa NLR2]	
422 Point Bus Fail (No Area)	Printer: D6500 Mode: SIA Mode:	dd/dd tt:tt Lxx ACC aaaa PT BUS TROUBLE hlrrlssssssaaaaasTsssDt <header>[#aaaa NET]	
423 Point Bus Fail	Printer: D6500 Mode: SIA Mode:	dd/dd tt:tt Lxx ACC aaaa PT BUS TROUBLE +++ACC aaaa AREA=aa hlrrlssssssaaaaasTsssDt <header>[#aaaa NriaaET]	
424 Point Bus Fail / Ground Fault	Printer: D6500 Mode: SIA Mode:	dd/dd tt:tt Lxx ACC aaaa PT BUS TROUBLE +++ACC aaaa GROUND FAULT hlrrlssssssaaaaasTsssDt <header>[#aaaa NET]	

Table 98: Modem4/ModemIIIa² Messages

Event	Device/Mode	Display/Explanation	Comments
425 Point Bus Restoral (No Area)	Printer: D6500 Mode: SIA Mode:	dd/dd tt:tt Lxx ACC aaaa PT BUS RESTORAL hlrrlssssssaaaaasRsssDt <header>[#aaaa NER]	
426 Point Bus Restoral	Printer: D6500 Mode: SIA Mode:	dd/dd tt:tt Lxx ACC aaaa PT BUS RESTORAL +++ACC aaaa AREA=aa hlrrlssssssaaaaasRsssDt <header>[#aaaa NriaaER]	
427 Point Bypass (2112/2212)	Printer: D6500 Mode: SIA Mode:	dd/dd tt:tt Lxx ACC aaaa POINT BYPASS +++ACC aaaa POINT=ppp hlrrlssssssaaaaasNppppt <header>[#aaaa NUBppp]	
428 Point Bypass	Printer: D6500 Mode: SIA Mode:	dd/dd tt:tt Lxx ACC aaaa POINT BYPASS +++ACC aaaa AREA=a POINT=ppp hlrrlssssssaaaaasNppppt <header>[#aaaa NriaUBppp]	
429 Point Bypass (4-digit Point)	Printer: D6500 Mode: SIA Mode:	dd/dd tt:tt Lxx ACC aaaa POINT BYPASS +++ACC aaaa AREA=aa POINT=pppp hlrrlssssssaaaaasNppppt <header>[#aaaa NriaaUBpppp]	
430 Point Bypass / Fire	Printer: D6500 Mode: SIA Mode:	dd/dd tt:tt Lxx ACC aaaa POINT BYPASS +++ACC aaaa FIRE POINT +++ACC aaaa AREA=a POINT=ppp hlrrlssssssaaaaasNppppt <header>[#aaaa NriaFBppp]	
431 Point Bypass / Fire (4-digit Point)	Printer: D6500 Mode: SIA Mode:	dd/dd tt:tt Lxx ACC aaaa POINT BYPASS +++ACC aaaa FIRE POINT +++ACC aaaa AREA=aa POINT=pppp hlrrlssssssaaaaasNppppt <header>[#aaaa NriaaFBpppp]	
432 Point Bypass / Supervisory	Printer: D6500 Mode: SIA Mode:	dd/dd tt:tt Lxx ACC aaaa POINT BYPASS +++ACC aaaa SUPERVISORY POINT +++ACC aaaa AREA=a POINT=ppp hlrrlssssssaaaaasNppppt <header>[#aaaa NriaSBppp]	
433 Point Bypass / Supervisory (4-digit Point)	Printer: D6500 Mode: SIA Mode:	dd/dd tt:tt Lxx ACC aaaa POINT BYPASS +++ACC aaaa SUPERVISORY POINT +++ACC aaaa AREA=aa POINT=pppp hlrrlssssssaaaaasNppppt <header>[#aaaa NriaaSBpppp]	
434 Point Bypass / Waterflow	Printer: D6500 Mode: SIA Mode:	dd/dd tt:tt Lxx ACC aaaa POINT BYPASS +++ACC aaaa WATERFLOW POINT +++ACC aaaa AREA=a POINT=ppp hlrrlssssssaaaaasNppppt <header>[#aaaa NriaWBppp]	
435 Point Bypass / Waterflow (4-digit Point)	Printer: D6500 Mode: SIA Mode:	dd/dd tt:tt Lxx ACC aaaa POINT BYPASS +++ACC aaaa WATERFLOW POINT +++ACC aaaa AREA=aa POINT=pppp hlrrlssssssaaaaasNppppt <header>[#aaaa NriaaWBpppp]	
436 Point Closing	Printer: D6500 Mode: SIA Mode:	dd/dd tt:tt Lxx ACC aaaa POINT CLOSING +++ACC aaaa AREA=a POINT=ppp hlrrlssssssaaaaasCsppt <header>[#aaaa NriaCZppp]	7
437 Point Closing (4-digit Point)	Printer: D6500 Mode: SIA Mode:	dd/dd tt:tt Lxx ACC aaaa POINT CLOSING +++ACC aaaa AREA=aa POINT=pppp hlrrlssssssaaaaasCpppt <header>[#aaaa NriaaCZpppp]	
438 Point Opening	Printer: D6500 Mode: SIA Mode:	dd/dd tt:tt Lxx ACC aaaa POINT OPENING +++ACC aaaa AREA=a POINT=ppp hlrrlssssssaaaaasOpppt <header>[#aaaa NriaOZppp]	7
439 Point Opening (4-digit Point)	Printer: D6500 Mode: SIA Mode:	dd/dd tt:tt Lxx ACC aaaa POINT OPENING +++ACC aaaa AREA=aa POINT=pppp hlrrlssssssaaaaasOpppt <header>[#aaaa NriaaOZpppp]	
440 Point Status Report (7112 only)	Printer: D6500 Mode: SIA Mode:	dd/dd tt:tt Lxx ACC aaaa BAD 9112 PACKET hlrrlssssssaaaaasXsssst <header>[#aaaa N00]	
441 Printer Status / Off Line	Printer: D6500 Mode: SIA Mode:	dd/dd tt:tt Lxx ACC aaaa PRINTR-OFF LINE +++ACC aaaa SDI=ddd hlrrlssssssaaaaasSTsssst <header>[#aaaa NpiddVZ]	

Table 98: Modem4/ModemIIIa² Messages

Event	Device/Mode	Display/Explanation	Comments
442 Printer Status / On Line	Printer: D6500 Mode: SIA Mode:	dd/dd tt:tt Lxx ACC aaaa PRINTER-ON LINE +++ACC aaaa SDI=ddd hlrrlssssssaaaaaSTsssst <header>[#aaaa NpidddVY]	
443 Printer Status / Paper In	Printer: D6500 Mode: SIA Mode:	dd/dd tt:tt Lxx ACC aaaa PRINTR-PAPER IN +++ACC aaaa SDI=ddd hlrrlssssssaaaaaSTsssst <header>[#aaaa NpidddVI]	
444 Printer Status / Paper Out	Printer: D6500 Mode: SIA Mode:	dd/dd tt:tt Lxx ACC aaaa PRNTR-PAPER OUT +++ACC aaaa SDI=ddd hlrrlssssssaaaaaSTsssst <header>[#aaaa NpidddVO]	
445 Programmer Bypass	Printer: D6500 Mode: SIA Mode:	dd/dd tt:tt Lxx ACC aaaa PROGRAMR BYPASS +++ACC aaaa AREA=a POINT=ppp SDI=ddd hlrrlssssssaaaaaNppppt <header>[#aaaa Nriaa/piddUBppp]	
446 Programmer Bypass (4-digit Point)	Printer: D6500 Mode: SIA Mode:	dd/dd tt:tt Lxx ACC aaaa PROGRAMR BYPASS +++ACC aaaa AREA=aa POINT=pppp SDI=ddd hlrrlssssssaaaaaNppppt <header>[#aaaa Nriaa/piddUBpppp]	
447 Re-Boot	Printer: D6500 Mode: SIA Mode:	dd/dd tt:tt Lxx ACC aaaa RE-BOOT hlrrlssssssaaaaaNsD14t <header>[#aaaa NRR]	
448 Re-Boot / Power Up (4-digit Device) (Version text)	Printer: D6500 Mode: SIA Mode:	dd/dd tt:tt Lxx ACC aaaa RE-BOOT +++ACC aaaa SDI=dddd COND=012 +++ACC aaaa xxxxxxxx Vx.xx hlrrlssssssaaaaaNsD14t <header>[#aaaa NpidddRR012]	New Message
449 Re-Boot / Firmware Update (4-digit Device) (Version text / New Version)	Printer: D6500 Mode: SIA Mode:	dd/dd tt:tt Lxx ACC aaaa RE-BOOT +++ACC aaaa SDI=dddd COND=013 +++ACC aaaa xxxxxxxx Vx.xx hlrrlssssssaaaaaNsD14t <header>[#aaaa NpidddRR013]	New Message
450 Re-Boot (Device Specific)	Printer: D6500 Mode: SIA Mode:	dd/dd tt:tt Lxx ACC aaaa RE-BOOT +++ACC aaaa SDI=ddd hlrrlssssssaaaaaNsD14t <header>[#aaaa NpidddRR]	
451 Relay Reset by Programmer	Printer: D6500 Mode: SIA Mode:	dd/dd tt:tt Lxx ACC aaaa RELAY RESET +++ACC aaaa BY PROGRAMMER +++ACC aaaa RELAY#=rrr SDI=ddd hlrrlssssssaaaaaNsD22t <header>[#aaaa NpidddR0rrr]	
452 Relay Reset by Remote	Printer: D6500 Mode: SIA Mode:	dd/dd tt:tt Lxx ACC aaaa RELAY RESET +++ACC aaaa BY REMOTE +++ACC aaaa RELAY#=rrr hlrrlssssssaaaaaNsD24t <header>[#aaaa NR0rrr]	
453 Relay Reset by SKED	Printer: D6500 Mode: SIA Mode:	dd/dd tt:tt Lxx ACC aaaa RELAY RESET +++ACC aaaa BY SKED +++ACC aaaa RELAY#=rrr SKED=kkk hlrrlssssssaaaaaNsD20t <header>[#aaaa NaikkR0rrr]	
454 Relay Reset by User	Printer: D6500 Mode: SIA Mode:	dd/dd tt:tt Lxx ACC aaaa RELAY RESET +++ACC aaaa BY USER +++ACC aaaa ID=iii RELAY#=rrr hlrrlssssssaaaaaNsD18t <header>[#aaaa NidiiiR0rrr]	
455 Relay Reset by User (4-digit User)	Printer: D6500 Mode: SIA Mode:	dd/dd tt:tt Lxx ACC aaaa RELAY RESET +++ACC aaaa BY USER +++ACC aaaa ID=iiii RELAY#=rrr hlrrlssssssaaaaaNsD18t <header>[#aaaa NidiiiiR0rrr]	
456 Relay Reset by Programmer (4-digit Relay)	Printer: D6500 Mode: SIA Mode:	dd/dd tt:tt Lxx ACC aaaa RELAY RESET +++ACC aaaa BY PROGRAMMER +++ACC aaaa RELAY#=rrrr SDI=ddd hlrrlssssssaaaaaNsD22t <header>[#aaaa NpidddR0rrrr]	
457 Relay Reset by Remote (4-digit Relay)	Printer: D6500 Mode: SIA Mode:	dd/dd tt:tt Lxx ACC aaaa RELAY RESET +++ACC aaaa BY REMOTE +++ACC aaaa RELAY#=rrrr hlrrlssssssaaaaaNsD24t <header>[#aaaa NR0rrrr]	

Table 98: Modem4/ModemIIIa² Messages

Event	Device/Mode	Display/Explanation	Comments
458 Relay Reset by SKED (4-digit Relay)	Printer: D6500 Mode: SIA Mode:	dd/dd tt:tt Lxx ACC aaaa RELAY RESET +++ACC aaaa BY SKED +++ACC aaaa RELAY#=rrrr SKED=kkk hlrrlssssssaaaaasNsD20t <header>[#aaaa NaikkkROrrrr]	
459 Relay Reset by User (4-digit Relay)	Printer: D6500 Mode: SIA Mode:	dd/dd tt:tt Lxx ACC aaaa RELAY RESET +++ACC aaaa BY USER +++ACC aaaa ID=iii RELAY#=rrrr hlrrlssssssaaaaasNsD18t <header>[#aaaa NidiiiROrrrr]	
460 Relay Reset by User (4-digit User / Relay)	Printer: D6500 Mode: SIA Mode:	dd/dd tt:tt Lxx ACC aaaa RELAY RESET +++ACC aaaa BY USER +++ACC aaaa ID=iiii RELAY#=rrrr hlrrlssssssaaaaasNsD18t <header>[#aaaa NidiiiiROrrrr]	
461 Relay Set by Programmer	Printer: D6500 Mode: SIA Mode:	dd/dd tt:tt Lxx ACC aaaa RELAY SET +++ACC aaaa BY PROGRAMMER +++ACC aaaa RELAY#=rrr SDI=ddd hlrrlssssssaaaaasNsD21t <header>[#aaaa NpiddRCrrr]	
462 Relay Set by Remote	Printer: D6500 Mode: SIA Mode:	dd/dd tt:tt Lxx ACC aaaa RELAY SET +++ACC aaaa BY REMOTE +++ACC aaaa RELAY#=rrr hlrrlssssssaaaaasNsD23t <header>[#aaaa NRCrrr]	
463 Relay Set by SKED	Printer: D6500 Mode: SIA Mode:	dd/dd tt:tt Lxx ACC aaaa RELAY SET +++ACC aaaa BY SKED +++ACC aaaa RELAY#=rrr SKED=kkk hlrrlssssssaaaaasNsD19t <header>[#aaaa NaikkkRCrrr]	
464 Relay Set by User	Printer: D6500 Mode: SIA Mode:	dd/dd tt:tt Lxx ACC aaaa RELAY SET +++ACC aaaa BY USER +++ACC aaaa ID=iii RELAY#=rrr hlrrlssssssaaaaasNsD28t <header>[#aaaa NidiiiRCrrr]	
465 Relay Set by User (4-digit User)	Printer: D6500 Mode: SIA Mode:	dd/dd tt:tt Lxx ACC aaaa RELAY SET +++ACC aaaa BY USER +++ACC aaaa ID=iiii RELAY#=rrr hlrrlssssssaaaaasNsD28t <header>[#aaaa NidiiiiRCrrr]	
466 Relay Set by Programmer (4-digit Relay)	Printer: D6500 Mode: SIA Mode:	dd/dd tt:tt Lxx ACC aaaa RELAY SET +++ACC aaaa BY PROGRAMMER +++ACC aaaa RELAY#=rrrr SDI=ddd hlrrlssssssaaaaasNsD21t <header>[#aaaa NpiddRCrrrr]	
467 Relay Set by Remote (4-digit Relay)	Printer: D6500 Mode: SIA Mode:	dd/dd tt:tt Lxx ACC aaaa RELAY SET +++ACC aaaa BY REMOTE +++ACC aaaa RELAY#=rrrr hlrrlssssssaaaaasNsD23t <header>[#aaaa NRCrrrr]	
468 Relay Set by SKED (4-digit Relay)	Printer: D6500 Mode: SIA Mode:	dd/dd tt:tt Lxx ACC aaaa RELAY SET +++ACC aaaa BY SKED +++ACC aaaa RELAY#=rrrr SKED=kkk hlrrlssssssaaaaasNsD19t <header>[#aaaa NaikkkRCrrrr]	
469 Relay Set by User (4-digit Relay)	Printer: D6500 Mode: SIA Mode:	dd/dd tt:tt Lxx ACC aaaa RELAY SET +++ACC aaaa BY USER +++ACC aaaa ID=iii RELAY#=rrrr hlrrlssssssaaaaasNsD28t <header>[#aaaa NidiiiRCrrrr]	
470 Relay Set by User (4-digit User / Relay)	Printer: D6500 Mode: SIA Mode:	dd/dd tt:tt Lxx ACC aaaa RELAY SET +++ACC aaaa BY USER +++ACC aaaa ID=iiii RELAY#=rrrr hlrrlssssssaaaaasNsD28t <header>[#aaaa NidiiiiRCrrrr]	
471 Remote Bypass / Callback	Printer: D6500 Mode: SIA Mode:	dd/dd tt:tt Lxx ACC aaaa RAM BYPASS +++ACC aaaa AREA=a POINT=ppp PH#=hh hlrrlssssssaaaaasNspppt <header>[#aaaa Nria/phhhUBppp]	
472 Remote Bypass / Callback (4-digit Point)	Printer: D6500 Mode: SIA Mode:	dd/dd tt:tt Lxx ACC aaaa RAM BYPASS +++ACC aaaa AREA=aa POINT=pppp PH#=hh hlrrlssssssaaaaasNspppt <header>[#aaaa Nriaa/phhhUBpppp]	

Table 98: Modem4/ModemIIIa² Messages

Event	Device/Mode	Display/Explanation	Comments
473 Remote Bypass	Printer: D6500 Mode: SIA Mode:	dd/dd tt:tt Lxx ACC aaaa RAM BYPASS +++ACC aaaa AREA=a POINT=ppp hlrrlssssssaaaaasNsppt <header>[#aaaa NriaUBppp]	
474 Remote Bypass (4-digit Point)	Printer: D6500 Mode: SIA Mode:	dd/dd tt:tt Lxx ACC aaaa RAM BYPASS +++ACC aaaa AREA=aa POINT=pppp hlrrlssssssaaaaasNsppt <header>[#aaaa NriaaUBpppp]	
475 Remote Reset	Printer: D6500 Mode: SIA Mode:	dd/dd tt:tt Lxx ACC aaaa REMOTE RESET hlrrlssssssaaaaasNsD11t <header>[#aaaa NRN]	
476 Restoral (2112/2212)	Printer: D6500 Mode: SIA Mode:	dd/dd tt:tt Lxx ACC aaaa RESTORAL REPORT +++ACC aaaa POINT=ppp hlrrlssssssaaaaasRsppt <header>[#aaaa NBRppp]	
477 Restoral (Trouble / Missing / Non-Fire Supervision)	Printer: D6500 Mode: SIA Mode:	dd/dd tt:tt Lxx ACC aaaa RESTORAL REPORT +++ACC aaaa AREA=a POINT=ppp hlrrlssssssaaaaasRsppt <header>[#aaaa NriaBRppp]	
478 Restoral from Alarm	Printer: D6500 Mode: SIA Mode:	dd/dd tt:tt Lxx ACC aaaa RESTORE FRM ALM +++ACC aaaa AREA=a POINT=ppp hlrrlssssssaaaaasRsppt <header>[#aaaa NriaBHppp]	
479 Restoral from Alarm (No Area)	Printer: D6500 Mode: SIA Mode:	dd/dd tt:tt Lxx ACC aaaa RESTORE FRM ALM +++ACC aaaa POINT=ppp hlrrlssssssaaaaasRsppt <header>[#aaaa NBHppp]	
480 Restoral from Alarm (4-digit Point)	Printer: D6500 Mode: SIA Mode:	dd/dd tt:tt Lxx ACC aaaa RESTORE FRM ALM +++ACC aaaa AREA=aa POINT=pppp hlrrlssssssaaaaasRsppt <header>[#aaaa NriaaBHpppp]	
481 Restoral from Keyfob	Printer: D6500 Mode: SIA Mode:	dd/dd tt:tt Lxx ACC aaaa RESTORAL REPORT +++ACC aaaa KEYFOB +++ACC aaaa ID=iii hlrrlssssssaaaaasRsD10t <header>[#aaaa NidiiiUR]	
482 Restoral from Keyfob (4-digit User)	Printer: D6500 Mode: SIA Mode:	dd/dd tt:tt Lxx ACC aaaa RESTORAL REPORT +++ACC aaaa KEYFOB +++ACC aaaa ID=iiii hlrrlssssssaaaaasRsD10t <header>[#aaaa NidiiiUR]	
483 Restoral (Trouble / Missing / Non-Fire Supervision) (4-digit Point)	Printer: D6500 Mode: SIA Mode:	dd/dd tt:tt Lxx ACC aaaa RESTORAL REPORT +++ACC aaaa AREA=aa POINT=pppp hlrrlssssssaaaaasRsppt <header>[#aaaa NriaaBRpppp]	
484 RF Interference	Printer: D6500 Mode: SIA Mode:	dd/dd tt:tt Lxx ACC aaaa RF INTERFERENCE +++ACC aaaa SDI=ddd hlrrlssssssaaaaasTsD08t <header>[#aaaa NpidddXQ]	
485 RF Interference Restoral	Printer: D6500 Mode: SIA Mode:	dd/dd tt:tt Lxx ACC aaaa RF INTRFER-REST +++ACC aaaa SDI=ddd hlrrlssssssaaaaasRsD08t <header>[#aaaa NpidddXH]	
486 RF Receiver Tamper (2212)	Printer: D6500 Mode: SIA Mode:	dd/dd tt:tt Lxx ACC aaaa RCVR TAMPER +++ACC aaaa SDI=ddd hlrrlssssssaaaaasXss35t <header>[#aaaa NpidddXS]	
487 RF Receiver Tamper Restoral (2212)	Printer: D6500 Mode: SIA Mode:	dd/dd tt:tt Lxx ACC aaaa RCVR TAMPR REST +++ACC aaaa SDI=ddd hlrrlssssssaaaaasXss36t <header>[#aaaa NpidddXJ]	
488 RF Receiver Trouble (2212)	Printer: D6500 Mode: SIA Mode:	dd/dd tt:tt Lxx ACC aaaa RCVR TROUBLE +++ACC aaaa SDI=ddd hlrrlssssssaaaaasTsD17t <header>[#aaaa NpidddET]	
489 RF Receiver Trouble Restoral (2212)	Printer: D6500 Mode: SIA Mode:	dd/dd tt:tt Lxx ACC aaaa RCVR TBL RESTOR +++ACC aaaa SDI=ddd hlrrlssssssaaaaasRsD17t <header>[#aaaa NpidddER]	
490 RF Transmitter Battery Restoral (2212)	Printer: D6500 Mode: SIA Mode:	dd/dd tt:tt Lxx ACC aaaa RF BATT RESTORE +++ACC aaaa POINT=ppp hlrrlssssssaaaaasRsppt <header>[#aaaa NXRppp]	

Table 98: Modem4/ModemIIIa² Messages

Event	Device/Mode	Display/Explanation	Comments	
491	RF Transmitter Battery Restoral	Printer: D6500 Mode: SIA Mode:	dd/dd tt:tt Lxx ACC aaaa RF BATT RESTORE +++ACC aaaa SDI=ddd hlrrlssssssaaaaasRsD10t <header>[#aaaa NpidddXR]	
492	RF Transmitter Battery Restoral from Keyfob	Printer: D6500 Mode: SIA Mode:	dd/dd tt:tt Lxx ACC aaaa RF BATT RESTORE +++ACC aaaa KEYFOB +++ACC aaaa ID=iii hlrrlssssssaaaaasRsD10t <header>[#aaaa NidiiiXR]	
493	RF Transmitter Battery Restoral from Keyfob (4-digit User)	Printer: D6500 Mode: SIA Mode:	dd/dd tt:tt Lxx ACC aaaa RF BATT RESTORE +++ACC aaaa KEYFOB +++ACC aaaa ID=iiii hlrrlssssssaaaaasRsD10t <header>[#aaaa NidiiiXR]	
494	RF Transmitter Battery Restoral	Printer: D6500 Mode: SIA Mode:	dd/dd tt:tt Lxx ACC aaaa RF BATT RESTORE +++ACC aaaa AREA=a POINT=ppp hlrrlssssssaaaaasRsppt <header>[#aaaa NriaXRppp]	
495	RF Transmitter Battery Restoral (4-digit Point)	Printer: D6500 Mode: SIA Mode:	dd/dd tt:tt Lxx ACC aaaa RF BATT RESTORE +++ACC aaaa AREA=aa POINT=pppp hlrrlssssssaaaaasRsppt <header>[#aaaa NriaaXRpppp]	
496	RF Transmitter Low Battery (2212)	Printer: D6500 Mode: SIA Mode:	dd/dd tt:tt Lxx ACC aaaa RF BATTERY LOW +++ACC aaaa POINT=ppp hlrrlssssssaaaaasTsppt <header>[#aaaa NXTPpp]	
497	RF Transmitter Low Battery	Printer: D6500 Mode: SIA Mode:	dd/dd tt:tt Lxx ACC aaaa RF BATTERY LOW +++ACC aaaa SDI=ddd hlrrlssssssaaaaasTsD10t <header>[#aaaa NpidddXT]	
498	RF Transmitter Low	Printer: D6500 Mode: SIA Mode:	dd/dd tt:tt Lxx ACC aaaa RF BATTERY LOW +++ACC aaaa AREA=a POINT=ppp hlrrlssssssaaaaasTsppt <header>[#aaaa NriaXTppp]	
499	RF Transmitter Low Battery (4-digit Point)	Printer: D6500 Mode: SIA Mode:	dd/dd tt:tt Lxx ACC aaaa RF BATTERY LOW +++ACC aaaa AREA=aa POINT=pppp hlrrlssssssaaaaasTsppt <header>[#aaaa NriaaXTpppp]	
500	RF Transmitter Low Battery from Keyfob	Printer: D6500 Mode: SIA Mode:	dd/dd tt:tt Lxx ACC aaaa RF BATTERY LOW +++ACC aaaa KEYFOB +++ACC aaaa ID=iii hlrrlssssssaaaaasTsD10t <header>[#aaaa NidiiiXT]	
501	RF Transmitter Low Battery from Keyfob (4-digit User)	Printer: D6500 Mode: SIA Mode:	dd/dd tt:tt Lxx ACC aaaa RF BATTERY LOW +++ACC aaaa KEYFOB +++ACC aaaa ID=iiii hlrrlssssssaaaaasTsD10t <header>[#aaaa NidiiiXT]	
502	RF Transmitter Tamper Alarm (2212)	Printer: D6500 Mode: SIA Mode:	dd/dd tt:tt Lxx ACC aaaa RF TAMPER ALARM +++ACC aaaa POINT=ppp hlrrlssssssaaaaasAsppt <header>[#aaaa NTAppp]	
503	RF Transmitter Tamper Alarm	Printer: D6500 Mode: SIA Mode:	dd/dd tt:tt Lxx ACC aaaa RF TAMPER ALARM +++ACC aaaa AREA=a POINT=ppp hlrrlssssssaaaaasAsppt <header>[#aaaa NriaTAppp]	
504	RF Transmitter Tamper Alarm (4-digit Point)	Printer: D6500 Mode: SIA Mode:	dd/dd tt:tt Lxx ACC aaaa RF TAMPER ALARM +++ACC aaaa AREA=aa POINT=pppp hlrrlssssssaaaaasApppt <header>[#aaaa NriaaTApppp]	
505	RF Transmitter Tamper Restoral (2212)	Printer: D6500 Mode: SIA Mode:	dd/dd tt:tt Lxx ACC aaaa RF TMPR RSTORAL +++ACC aaaa POINT=ppp hlrrlssssssaaaaasRsppt <header>[#aaaa NTRppp]	
506	RF Transmitter Tamper Restoral	Printer: D6500 Mode: SIA Mode:	dd/dd tt:tt Lxx ACC aaaa RF TMPR RSTORAL +++ACC aaaa AREA=a POINT=ppp hlrrlssssssaaaaasRsppt <header>[#aaaa NriaTRppp]	
507	RF Transmitter Tamper Restoral (4-digit Point)	Printer: D6500 Mode: SIA Mode:	dd/dd tt:tt Lxx ACC aaaa RF TMPR RSTORAL +++ACC aaaa AREA=aa POINT=pppp hlrrlssssssaaaaasRsppt <header>[#aaaa NriaaTRpppp]	

Table 98: Modem4/ModemIIIa² Messages

Event	Device/Mode	Display/Explanation	Comments
508 RF Transmitter Tamper Trouble (2212)	Printer: D6500 Mode: SIA Mode:	dd/dd tt:tt Lxx ACC aaaa RF TMPR TROUBLE +++ACC aaaa POINT=ppp hlrrlssssssaaaaasTsppt <header>[#aaaa NTTppp]	
509 RF Transmitter Tamper Trouble	Printer: D6500 Mode: SIA Mode:	dd/dd tt:tt Lxx ACC aaaa RF TMPR TROUBLE +++ACC aaaa AREA=a POINT=ppp hlrrlssssssaaaaasTsppt <header>[#aaaa NriatTppp]	
510 RF Transmitter Tamper Trouble (4-digit Point)	Printer: D6500 Mode: SIA Mode:	dd/dd tt:tt Lxx ACC aaaa RF TMPR TROUBLE +++ACC aaaa AREA=aa POINT=pppp hlrrlssssssaaaaasTsppt <header>[#aaaa NriaaTpppp]	
511 SDI Bus Fail / Ground Fault	Printer: D6500 Mode: SIA Mode:	dd/dd tt:tt Lxx ACC aaaa SDI FAILURE +++ACC aaaa GROUND FAULT +++ACC aaaa SDI=ddd hlrrlssssssaaaaasTsssDt <header>[#aaaa NpiddET]	
512 SDI Bus Fail	Printer: D6500 Mode: SIA Mode:	dd/dd tt:tt Lxx ACC aaaa SDI FAILURE +++ACC aaaa SDI=ddd hlrrlssssssaaaaasTsssDt <header>[#aaaa NpiddET]	
513 SDI Bus Restoral / Ground Fault	Printer: D6500 Mode: SIA Mode:	dd/dd tt:tt Lxx ACC aaaa SDI RESTORAL +++ACC aaaa GROUND FAULT +++ACC aaaa SDI=ddd hlrrlssssssaaaaasRsssDt <header>[#aaaa NpiddER]	
514 SDI Bus Restoral	Printer: D6500 Mode: SIA Mode:	dd/dd tt:tt Lxx ACC aaaa SDI RESTORAL +++ACC aaaa SDI=ddd hlrrlssssssaaaaasRsssDt <header>[#aaaa NpiddER]	
515 SDI Device AC Failure	Printer: D6500 Mode: SIA Mode:	dd/dd tt:tt Lxx ACC aaaa DEVICE AC FAIL +++ACC aaaa SDI=ddd hlrrlssssssaaaaasTsssDt <header>[#aaaa NpiddEP]	
516 SDI Device AC Restoral	Printer: D6500 Mode: SIA Mode:	dd/dd tt:tt Lxx ACC aaaa DEV AC RESTORE +++ACC aaaa SDI=ddd hlrrlssssssaaaaasRsssDt <header>[#aaaa NpiddEQ]	
517 SDI Device Battery Trouble	Printer: D6500 Mode: SIA Mode:	dd/dd tt:tt Lxx ACC aaaa DEVICE BAT TRBL +++ACC aaaa SDI=ddd hlrrlssssssaaaaasTsssDt <header>[#aaaa NpiddEB]	
518 SDI Device Low Battery (4-digit Device)	Printer: D6500 Mode: SIA Mode:	dd/dd tt:tt Lxx ACC aaaa DEVICE LOW BATT +++ACC aaaa BATT=bb SDI=dddd hlrrlssssssaaaaasTsssDt <header>[#aaaa NpiddEBbb]	New Message
519 SDI Device Low Battery Restore (4-digit Device)	Printer: D6500 Mode: SIA Mode:	dd/dd tt:tt Lxx ACC aaaa LOW BAT RESTORE +++ACC aaaa BATT=bb SDI=dddd hlrrlssssssaaaaasRsssDt <header>[#aaaa NpiddEVbb]	New Message
520 SDI Device Missing	Printer: D6500 Mode: SIA Mode:	dd/dd tt:tt Lxx ACC aaaa DEVICE MISSING +++ACC aaaa SDI=ddd hlrrlssssssaaaaasTsssDt <header>[#aaaa NpiddEM]	
521 SDI Device Missing (4-digit Device)	Printer: D6500 Mode: SIA Mode:	dd/dd tt:tt Lxx ACC aaaa DEVICE MISSING +++ACC aaaa SDI=dddd hlrrlssssssaaaaasTsssDt <header>[#aaaa NpiddEM]	New Message
522 SDI Device Missing Restore	Printer: D6500 Mode: SIA Mode:	dd/dd tt:tt Lxx ACC aaaa DEV MISSING RST +++ACC aaaa SDI=ddd hlrrlssssssaaaaasRsssDt <header>[#aaaa NpiddEN]	
523 SDI Device Missing Restore (4-digit Device)	Printer: D6500 Mode: SIA Mode:	dd/dd tt:tt Lxx ACC aaaa DEV MISSING RST +++ACC aaaa SDI=dddd hlrrlssssssaaaaasRsssDt <header>[#aaaa NpiddEN]	New Message
524 SDI Device Missing Battery (4-digit Device)	Printer: D6500 Mode: SIA Mode:	dd/dd tt:tt Lxx ACC aaaa DEVICE MIS BATT +++ACC aaaa BATT=bb SDI=dddd hlrrlssssssaaaaasTsssDt <header>[#aaaa NpiddEBbb]	New Message

Table 98: Modem4/ModemIIIa² Messages

Event	Device/Mode	Display/Explanation	Comments
525 SDI Device Missing Battery Reset (4-digit Device)	Printer: D6500 Mode: SIA Mode:	dd/dd tt:tt Lxx ACC aaaa MISS BATT REST +++ACC aaaa BATT=bb SDI=dddd hlrrlssssssaaaaasRsssDt <header>[#aaaa NpiddddEVbb]	New Message
526 SDI Device Low Battery Restoral	Printer: D6500 Mode: SIA Mode:	dd/dd tt:tt Lxx ACC aaaa DEV BAT RESTORE +++ACC aaaa SDI=ddd hlrrlssssssaaaaasRsssDt <header>[#aaaa NpidddEV]	
527 SDI Device Missing (4-digit Device)	Printer: D6500 Mode: SIA Mode:	dd/dd tt:tt Lxx ACC aaaa DEVICE MISSING +++ACC aaaa SDI=dddd hlrrlssssssaaaaasTsssDt <header>[#aaaa NpiddddEM]	New Message
528 SDI Device Missing Restore (4-digit Device)	Printer: D6500 Mode: SIA Mode:	dd/dd tt:tt Lxx ACC aaaa DEV MISSING RST +++ACC aaaa SDI=dddd hlrrlssssssaaaaasRsssDt <header>[#aaaa NpiddddEN]	New Message
529 SDI Device Trouble	Printer: D6500 Mode: SIA Mode:	dd/dd tt:tt Lxx ACC aaaa DEVICE TROUBLE +++ACC aaaa SDI=ddd hlrrlssssssaaaaasTsssDt <header>[#aaaa NpidddET]	
530 SDI Device Trouble Restore	Printer: D6500 Mode: SIA Mode:	dd/dd tt:tt Lxx ACC aaaa DEV TROUBLE RST +++ACC aaaa SDI=ddd hlrrlssssssaaaaasRsssDt <header>[#aaaa NpidddER]	
531 Sensor Reset	Printer: D6500 Mode: SIA Mode:	dd/dd tt:tt Lxx ACC aaaa SENSOR RESET +++ACC aaaa AREA=a ID=iii RELAY#=rrrr hlrrlssssssaaaaasNsD27t <header>[#aaaa Nriaa/idiiiXIrrr]	4
532 Sensor Reset (4-digit Relay)	Printer: D6500 Mode: SIA Mode:	dd/dd tt:tt Lxx ACC aaaa SENSOR RESET +++ACC aaaa AREA=aa ID=iii RELAY#=rrrr hlrrlssssssaaaaasNsD27t <header>[#aaaa Nriaa/idiiiXIrrrr]	
533 Sensor Reset (4-digit User / Device)	Printer: D6500 Mode: SIA Mode:	dd/dd tt:tt Lxx ACC aaaa SENSOR RESET +++ACC aaaa AREA=a ID=iiii RELAY#=rrrr hlrrlssssssaaaaasNsD27t <header>[#aaaa Nriaa/idiiiXIrrrr]	
534 Sensor Reset	Printer: D6500 Mode: SIA Mode:	dd/dd tt:tt Lxx ACC aaaa SENSOR RESET +++ACC aaaa AREA=aa ID=iii RELAY#=rrrr hlrrlssssssaaaaasNsD27t <header>[#aaaa Nriaa/idiiiXIrrr]	
535 Sensor Reset (4-digit User)	Printer: D6500 Mode: SIA Mode:	dd/dd tt:tt Lxx ACC aaaa SENSOR RESET +++ACC aaaa AREA=aa ID=iiii RELAY#=rrrr hlrrlssssssaaaaasNsD27t <header>[#aaaa Nriaa/idiiiXIrrr]	
536 Sensor Restore	Printer: D6500 Mode: SIA Mode:	dd/dd tt:tt Lxx ACC aaaa SENSOR RESTORE +++ACC aaaa AREA=a POINT=ppp hlrrlssssssaaaaaRQppppt <header>[#aaaa NriaaXNppp]	
537 Sensor Restore (4-digit Point)	Printer: D6500 Mode: SIA Mode:	dd/dd tt:tt Lxx ACC aaaa SENSOR RESTORE +++ACC aaaa AREA=aa POINT=pppp hlrrlssssssaaaaaRQppppt <header>[#aaaa NriaaXNpppp]	
538 Sensor Trouble	Printer: D6500 Mode: SIA Mode:	dd/dd tt:tt Lxx ACC aaaa SENSOR TROUBLE +++ACC aaaa AREA=a POINT=ppp hlrrlssssssaaaaaQppppt <header>[#aaaa NriaaXKppp]	
539 Sensor Trouble (4-digit Point)	Printer: D6500 Mode: SIA Mode:	dd/dd tt:tt Lxx ACC aaaa SENSOR TROUBLE +++ACC aaaa AREA=aa POINT=pppp hlrrlssssssaaaaaQppppt <header>[#aaaa NriaaXKpppp]	
540 Service Bypass (4-digit Point)	Printer: D6500 Mode: SIA Mode:	dd/dd tt:tt Lxx ACC aaaa SERVICE BYPASS +++ACC aaaa AREA=aa POINT=pppp hlrrlssssssaaaaaNppppt <header>[#aaaa NriaaUBpppp]	New Message
541 Service Bypass Restore (4-digit Point)	Printer: D6500 Mode: SIA Mode:	dd/dd tt:tt Lxx ACC aaaa SERVICE RESTORE +++ACC aaaa AREA=aa POINT=pppp hlrrlssssssaaaaaRBppppt <header>[#aaaa NriaaUpppp]	New Message
542 Service End (2212)	Printer: D6500 Mode: SIA Mode:	dd/dd tt:tt Lxx ACC aaaa SERVICE END hlrrlssssssaaaaasRsssFt <header>[#aaaa NTE]	

Table 98: Modem4/ModemIIIa² Messages

Event	Device/Mode	Display/Explanation	Comments
543 Service End	Printer: D6500 Mode: SIA Mode:	dd/dd tt:tt Lxx ACC aaaa SERVICE END +++ACC aaaa AREA=a hlrrlssssssaaaaasRsssFt <header>[#aaaa Nriate]	
544 Service End (No Area)	Printer: D6500 Mode: SIA Mode:	dd/dd tt:tt Lxx ACC aaaa SERVICE END +++ACC aaaa ID=iii hlrrlssssssaaaaasRsssFt <header>[#aaaa NidiiiTE]	
545 Service Request	Printer: D6500 Mode: SIA Mode:	dd/dd tt:tt Lxx ACC aaaa SERVICE REQUEST hlrrlssssssaaaaasNsD45t <header>[#aaaa NYX]	
546 Service Start (2212)	Printer: D6500 Mode: SIA Mode:	dd/dd tt:tt Lxx ACC aaaa SERVICE START hlrrlssssssaaaaasTsssFt <header>[#aaaa NTS]	
547 Service Start by User	Printer: D6500 Mode: SIA Mode:	dd/dd tt:tt Lxx ACC aaaa SERVICE START +++ACC aaaa AREA=a ID=iii hlrrlssssssaaaaasTsssFt <header>[#aaaa Nria/idiiiTS]	
548 Service Start	Printer: D6500 Mode: SIA Mode:	dd/dd tt:tt Lxx ACC aaaa SERVICE START +++ACC aaaa AREA=a hlrrlssssssaaaaasTsssFt <header>[#aaaa NriaTS]	
549 Service Start (No Area)	Printer: D6500 Mode: SIA Mode:	dd/dd tt:tt Lxx ACC aaaa SERVICE START +++ACC aaaa ID=iii hlrrlssssssaaaaasTsssFt <header>[#aaaa NidiiiTS]	
550 Service Start by User (4-digit User)	Printer: D6500 Mode: SIA Mode:	dd/dd tt:tt Lxx ACC aaaa SERVICE START +++ACC aaaa AREA=aa ID=iiii hlrrlssssssaaaaasTsssFt <header>[#aaaa Nriaa/idiiiTS]	
551 SKED Bypass	Printer: D6500 Mode: SIA Mode:	dd/dd tt:tt Lxx ACC aaaa SKED BYPASS +++ACC aaaa AREA=a POINT=ppp SKED=kkk hlrrlssssssaaaaasNppppt <header>[#aaaa Nria/aikkkUBppp]	
552 SKED Bypass (4-digit Point)	Printer: D6500 Mode: SIA Mode:	dd/dd tt:tt Lxx ACC aaaa SKED BYPASS +++ACC aaaa AREA=aa POINT=pppp SKED=kkk hlrrlssssssaaaaasNppppt <header>[#aaaa Nriaa/aikkkUBpppp]	
553 SKED Changed	Printer: D6500 Mode: SIA Mode:	dd/dd tt:tt Lxx ACC aaaa SKED CHANGED +++ACC aaaa SKED=kkk hlrrlssssssaaaaasNsD06t <header>[#aaaa NaikkkJS]	
554 SKED Changed by User	Printer: D6500 Mode: SIA Mode:	dd/dd tt:tt Lxx ACC aaaa SKED CHANGED +++ACC aaaa ID=iii SKED=kkk hlrrlssssssaaaaasNsD06t <header>[#aaaa Nidiii/aikkkJS]	
555 SKED Changed by User (4-digit User)	Printer: D6500 Mode: SIA Mode:	dd/dd tt:tt Lxx ACC aaaa SKED CHANGED +++ACC aaaa ID=iiii SKED=kkk hlrrlssssssaaaaasNsD06t <header>[#aaaa Nidiii/aikkkJS]	
556 SKED Executed	Printer: D6500 Mode: SIA Mode:	dd/dd tt:tt Lxx ACC aaaa SKED EXECUTED +++ACC aaaa SKED=kkk hlrrlssssssaaaaasNsD25t <header>[#aaaa NaikkkJR]	
557 Status: Alarm	Printer: D6500 Mode: SIA Mode:	dd/dd tt:tt Lxx ACC aaaa S:ALARM +++ACC aaaa AREA=a POINT=ppp hlrrlssssssaaaaaSAspppt <header>[#aaaa OriaBAppp]	
558 Status: Alarm (4-digit Point)	Printer: D6500 Mode: SIA Mode:	dd/dd tt:tt Lxx ACC aaaa S:ALARM +++ACC aaaa AREA=aa POINT=pppp hlrrlssssssaaaaaSApppppt <header>[#aaaa OriaaBApppp]	
559 Status: Analog Service	Printer: D6500 Mode: SIA Mode:	dd/dd tt:tt Lxx ACC aaaa S:ANALOG SERVICE +++ACC aaaa AREA=a POINT=ppp hlrrlssssssaaaaaSTspppt <header>[#aaaa OriaASppp]	
560 Status: Analog Service (Level & Value)	Printer: D6500 Mode: SIA Mode:	dd/dd tt:tt Lxx ACC aaaa S:ANALOG SERVICE +++ACC aaaa AREA=a POINT=ppp +++ACC aaaa LEVEL=lll VALUE=vvv hlrrlssssssaaaaaSTspppt <header>[#aaaa Oria/lvlll/vavvvASppp]	

Table 98: Modem4/ModemIIIa² Messages

Event	Device/Mode	Display/Explanation	Comments
561 Status: Analog Service (4-digit Point)	Printer: D6500 Mode: SIA Mode:	dd/dd tt:tt Lxx ACC aaaa S:ANALOG SERVCE +++ACC aaaa AREA=aa POINT=pppp hlrrlssssssaaaaSTppppt <header>[#aaaa OriaaASpppp]	
562 Status: Analog Service (Level & Value) (4-digit Point)	Printer: D6500 Mode: SIA Mode:	dd/dd tt:tt Lxx ACC aaaa S:ANALOG SERVCE +++ACC aaaa AREA=aa POINT=pppp +++ACC aaaa LEVEL=lll VALUE=vvv hlrrlssssssaaaaSTppppt <header>[#aaaa Oriaa/lvlll/vavvvASpppp]	
563 Status: Close by Area	Printer: D6500 Mode: SIA Mode:	dd/dd tt:tt Lxx ACC aaaa S:CLOSING +++ACC aaaa AREA=a hlrrlssssssaaaaSCsssst <header>[#aaaa OriaCL]	
564 Status: Door Forced	Printer: D6500 Mode: SIA Mode:	dd/dd tt:tt Lxx ACC aaaa S:DOOR FORCED +++ACC aaaa AREA=a POINT=ppp hlrrlssssssaaaaSAspppt <header>[#aaaa OriaDFppp]	
565 Status: Door Forced (4-digit Point)	Printer: D6500 Mode: SIA Mode:	dd/dd tt:tt Lxx ACC aaaa S:DOOR FORCED +++ACC aaaa AREA=aa POINT=pppp hlrrlssssssaaaaSAppppt <header>[#aaaa OriaaDFpppp]	
566 Status: Door Left Open	Printer: D6500 Mode: SIA Mode:	dd/dd tt:tt Lxx ACC aaaa S:DR LEFT OPEN +++ACC aaaa AREA=a POINT=ppp hlrrlssssssaaaaSIspppt <header>[#aaaa OriaDNppp]	
567 Status: Door Left Open (4-digit Point)	Printer: D6500 Mode: SIA Mode:	dd/dd tt:tt Lxx ACC aaaa S:DR LEFT OPEN +++ACC aaaa AREA=aa POINT=pppp hlrrlssssssaaaaSIPpppt <header>[#aaaa OriaaDNpppp]	
568 Status: Fire Alarm	Printer: D6500 Mode: SIA Mode:	dd/dd tt:tt Lxx ACC aaaa S:FIRE ALARM +++ACC aaaa AREA=a POINT=ppp hlrrlssssssaaaaSFppppt <header>[#aaaa OriaFAppp]	
569 Status: Fire Alarm / Cross Point	Printer: D6500 Mode: SIA Mode:	dd/dd tt:tt Lxx ACC aaaa S:FIRE ALARM +++ACC aaaa CROSS POINT +++ACC aaaa AREA=a POINT=ppp hlrrlssssssaaaaSFppppt <header>[#aaaa OriaFAppp]	
570 Status: Fire Alarm / Smoke Detector	Printer: D6500 Mode: SIA Mode:	dd/dd tt:tt Lxx ACC aaaa S:FIRE ALARM +++ACC aaaa SMOKE DETECTOR +++ACC aaaa AREA=a POINT=ppp hlrrlssssssaaaaSFppppt <header>[#aaaa OriaFAppp]	
571 Status: Fire Alarm / High Temp Sensor	Printer: D6500 Mode: SIA Mode:	dd/dd tt:tt Lxx ACC aaaa S:FIRE ALARM +++ACC aaaa HIGH TEMPERATURE SENSOR +++ACC aaaa AREA=a POINT=ppp hlrrlssssssaaaaSFppppt <header>[#aaaa OriaFAppp]	
572 Status: Fire Alarm / Waterflow Sensor	Printer: D6500 Mode: SIA Mode:	dd/dd tt:tt Lxx ACC aaaa S:FIRE ALARM +++ACC aaaa WATER FLOW SENSOR +++ACC aaaa AREA=a POINT=ppp hlrrlssssssaaaaSFppppt <header>[#aaaa OriaFAppp]	
573 Status: Fire Alarm (4-digit Point)	Printer: D6500 Mode: SIA Mode:	dd/dd tt:tt Lxx ACC aaaa S:FIRE ALARM +++ACC aaaa AREA=aa POINT=pppp hlrrlssssssaaaaSFppppt <header>[#aaaa OriaaFApppp]	
574 Status: Fire Alarm / Cross Point (4-digit Point)	Printer: D6500 Mode: SIA Mode:	dd/dd tt:tt Lxx ACC aaaa S:FIRE ALARM +++ACC aaaa CROSS POINT +++ACC aaaa AREA=aa POINT=pppp hlrrlssssssaaaaSFppppt <header>[#aaaa OriaaFApppp]	
575 Status: Fire Alarm / Smoke Detector (4-digit Point)	Printer: D6500 Mode: SIA Mode:	dd/dd tt:tt Lxx ACC aaaa S:FIRE ALARM +++ACC aaaa SMOKE DETECTOR +++ACC aaaa AREA=aa POINT=pppp hlrrlssssssaaaaSFppppt <header>[#aaaa OriaaFApppp]	
576 Status: Fire Alarm / High Temp Sensor (4-digit Point)	Printer: D6500 Mode: SIA Mode:	dd/dd tt:tt Lxx ACC aaaa S:FIRE ALARM +++ACC aaaa HIGH TEMPERATURE SENSOR +++ACC aaaa AREA=aa POINT=pppp hlrrlssssssaaaaSFppppt <header>[#aaaa OriaaFApppp]	

Table 98: Modem4/ModemIIIa² Messages

Event	Device/Mode	Display/Explanation	Comments
577 Status: Fire Alarm / Waterflow Sensor (4-digit Point)	Printer: D6500 Mode: SIA Mode:	dd/dd tt:tt Lxx ACC aaaa S:FIRE ALARM +++ACC aaaa WATER FLOW SENSOR +++ACC aaaa AREA=aa POINT=pppp hlrrlssssssaaaaSFppppt <header>[#aaaa OriaaFApppp]	
578 Status: Fire Missing	Printer: D6500 Mode: SIA Mode:	dd/dd tt:tt Lxx ACC aaaa S:FIRE MISSING +++ACC aaaa AREA=a POINT=ppp hlrrlssssssaaaaSZppppt <header>[#aaaa OriaFYppp]	
579 Status: Fire Missing (4-digit Point)	Printer: D6500 Mode: SIA Mode:	dd/dd tt:tt Lxx ACC aaaa S:FIRE MISSING +++ACC aaaa AREA=aa POINT=pppp hlrrlssssssaaaaSZppppt <header>[#aaaa OriaaFYpppp]	
580 Status: Fire Supervision	Printer: D6500 Mode: SIA Mode:	dd/dd tt:tt Lxx ACC aaaa S:FIRE SUPRVISN +++ACC aaaa AREA=a POINT=ppp hlrrlssssssaaaaSEppppt <header>[#aaaa OriaFSppp]	
581 Status: Fire Supervision (4-digit Point)	Printer: D6500 Mode: SIA Mode:	dd/dd tt:tt Lxx ACC aaaa S:FIRE SUPRVISN +++ACC aaaa AREA=aa POINT=pppp hlrrlssssssaaaaSEppppt <header>[#aaaa OriaaFSpppp]	
582 Status: Fire Supervision / Waterflow Sensor	Printer: D6500 Mode: SIA Mode:	dd/dd tt:tt Lxx ACC aaaa S:FIRE SUPRVISN +++ACC aaaa WATER FLOW SENSOR +++ACC aaaa AREA=a POINT=ppp hlrrlssssssaaaaSEppppt <header>[#aaaa OriaFSppp]	
583 Status: Fire Supervision / Waterflow Sensor (4-digit Point)	Printer: D6500 Mode: SIA Mode:	dd/dd tt:tt Lxx ACC aaaa S:FIRE SUPRVISN +++ACC aaaa WATER FLOW SENSOR +++ACC aaaa AREA=aa POINT=pppp hlrrlssssssaaaaSEppppt <header>[#aaaa OriaaFSpppp]	
584 Status: Fire Trouble	Printer: D6500 Mode: SIA Mode:	dd/dd tt:tt Lxx ACC aaaa S:FIRE TROUBLE +++ACC aaaa AREA=a POINT=ppp hlrrlssssssaaaaSGppppt <header>[#aaaa OriaFTppp]	
585 Status: Fire Trouble / Smoke Detector	Printer: D6500 Mode: SIA Mode:	dd/dd tt:tt Lxx ACC aaaa S:FIRE TROUBLE +++ACC aaaa SMOKE DETECTOR +++ACC aaaa AREA=a POINT=ppp hlrrlssssssaaaaSGppppt <header>[#aaaa OriaFTppp]	
586 Status: Fire Trouble / High Temp Sensor	Printer: D6500 Mode: SIA Mode:	dd/dd tt:tt Lxx ACC aaaa S:FIRE TROUBLE +++ACC aaaa HIGH TEMPERATURE SENSOR +++ACC aaaa AREA=a POINT=ppp hlrrlssssssaaaaSGppppt <header>[#aaaa OriaFTppp]	
587 Status: Fire Trouble / Waterflow Sensor	Printer: D6500 Mode: SIA Mode:	dd/dd tt:tt Lxx ACC aaaa S:FIRE TROUBLE +++ACC aaaa WATER FLOW SENSOR +++ACC aaaa AREA=a POINT=ppp hlrrlssssssaaaaSGppppt <header>[#aaaa OriaFTppp]	
588 Status: Fire Trouble (4-digit Point)	Printer: D6500 Mode: SIA Mode:	dd/dd tt:tt Lxx ACC aaaa S:FIRE TROUBLE +++ACC aaaa AREA=aa POINT=pppp hlrrlssssssaaaaSGppppt <header>[#aaaa OriaaFTpppp]	
589 Status: Fire Trouble / Smoke Detector (4-digit Point)	Printer: D6500 Mode: SIA Mode:	dd/dd tt:tt Lxx ACC aaaa S:FIRE TROUBLE +++ACC aaaa SMOKE DETECTOR +++ACC aaaa AREA=aa POINT=pppp hlrrlssssssaaaaSGppppt <header>[#aaaa OriaaFTpppp]	
590 Status: Fire Trouble / High Temp Sensor (4-digit Point)	Printer: D6500 Mode: SIA Mode:	dd/dd tt:tt Lxx ACC aaaa S:FIRE TROUBLE +++ACC aaaa HIGH TEMPERATURE SENSOR +++ACC aaaa AREA=aa POINT=pppp hlrrlssssssaaaaSGppppt <header>[#aaaa OriaaFTpppp]	
591 Status: Fire Trouble / Waterflow Sensor (4-digit Point)	Printer: D6500 Mode: SIA Mode:	dd/dd tt:tt Lxx ACC aaaa S:FIRE TROUBLE +++ACC aaaa WATER FLOW SENSOR +++ACC aaaa AREA=aa POINT=pppp hlrrlssssssaaaaSGppppt <header>[#aaaa OriaaFTpppp]	
592 Status: Gas Alarm (4-digit Point)	Printer: D6500 Mode: SIA Mode:	dd/dd tt:tt Lxx ACC aaaa S:GAS ALARM +++ACC aaaa AREA=aa POINT=pppp hlrrlssssssaaaaSAppppt <header>[#aaaa NriaaGApppp]	New Message

Table 98: Modem4/ModemIIIa² Messages

Event	Device/Mode	Display/Explanation	Comments
593 Status: Gas Missing (4-digit Point)	Printer: D6500 Mode: SIA Mode:	dd/dd tt:tt Lxx ACC aaaa S:GAS MISSING +++ACC aaaa AREA=aa POINT=pppp hlrrlssssssaaaaSVpppt <header>[#aaaa NriaaUZppp]	New Message
594 Status: Gas Supervisory (4-digit Point)	Printer: D6500 Mode: SIA Mode:	dd/dd tt:tt Lxx ACC aaaa S:GAS SUPV +++ACC aaaa AREA=aa POINT=pppp hlrrlssssssaaaaSJpppt <header>[#aaaa NriaaGSppp]	New Message
595 Status: Gas Trouble (4-digit Point)	Printer: D6500 Mode: SIA Mode:	dd/dd tt:tt Lxx ACC aaaa S:GAS TROUBLE +++ACC aaaa AREA=aa POINT=pppp hlrrlssssssaaaaSTpppt <header>[#aaaa NriaaGTpppp]	New Message
596 Status: High Temp Alarm (4-digit Point)	Printer: D6500 Mode: SIA Mode:	dd/dd tt:tt Lxx ACC aaaa S: HIGH-TEMP ALM +++ACC aaaa AREA=aa POINT=pppp hlrrlssssssaaaaSJpppt <header>[#aaaa NriaaKApppp]	New Message
597 Status: Hold-Up Alarm (4-digit Point)	Printer: D6500 Mode: SIA Mode:	dd/dd tt:tt Lxx ACC aaaa S:HOLD-UP ALARM +++ACC aaaa AREA=aa POINT=pppp hlrrlssssssaaaaSDpppt <header>[#aaaa NriaaHApppp]	New Message
598 Status: Hold-Up Missing (4-digit Point)	Printer: D6500 Mode: SIA Mode:	dd/dd tt:tt Lxx ACC aaaa S:HOLD-UP MISS +++ACC aaaa AREA=aa POINT=pppp hlrrlssssssaaaaSVpppt <header>[#aaaa NriaaUZpppp]	New Message
599 Status: Hold-Up Supervisory	Printer: D6500 Mode: SIA Mode:	dd/dd tt:tt Lxx ACC aaaa S:HOLD-UP TRL +++ACC aaaa AREA=aa POINT=pppp hlrrlssssssaaaaSTpppt <header>[#aaaa NriaaHTpppp]	New Message
600 Status: Hold-Up Trouble (4-digit Point)	Printer: D6500 Mode: SIA Mode:	dd/dd tt:tt Lxx ACC aaaa S:HOLD-UP TRL +++ACC aaaa AREA=aa POINT=pppp hlrrlssssssaaaaSTpppt <header>[#aaaa NriaaHTpppp]	New Message
601 Status: Missing Alarm	Printer: D6500 Mode: SIA Mode:	dd/dd tt:tt Lxx ACC aaaa S:MISSING ALARM +++ACC aaaa AREA=a POINT=ppp hlrrlssssssaaaaSZpppt <header>[#aaaa OriaUZppp]	
602 Status: Missing Alarm (4-digit Point)	Printer: D6500 Mode: SIA Mode:	dd/dd tt:tt Lxx ACC aaaa S:MISSING ALARM +++ACC aaaa AREA=aa POINT=pppp hlrrlssssssaaaaSZpppt <header>[#aaaa OriaUZpppp]	
603 Status: Missing Fire Supervision	Printer: D6500 Mode: SIA Mode:	dd/dd tt:tt Lxx ACC aaaa S:MIS FIR SUPRV +++ACC aaaa AREA=a POINT=ppp hlrrlssssssaaaaSYpppt <header>[#aaaa OriaFZppp]	
604 Status: Missing Fire Supervision / Waterflow Sensor	Printer: D6500 Mode: SIA Mode:	dd/dd tt:tt Lxx ACC aaaa S:MIS FIR SUPRV +++ACC aaaa WATER FLOW SENSOR +++ACC aaaa AREA=a POINT=ppp hlrrlssssssaaaaSYpppt <header>[#aaaa OriaFZppp]	
605 Status: Missing Fire Supervision (4-digit Point)	Printer: D6500 Mode: SIA Mode:	dd/dd tt:tt Lxx ACC aaaa S:MIS FIR SUPRV +++ACC aaaa AREA=aa POINT=pppp hlrrlssssssaaaaSYpppt <header>[#aaaa OriaFZpppp]	
606 Status: Missing Fire Supervision / Waterflow Sensor (4-digit Point)	Printer: D6500 Mode: SIA Mode:	dd/dd tt:tt Lxx ACC aaaa S:MIS FIR SUPRV +++ACC aaaa WATER FLOW SENSOR +++ACC aaaa AREA=aa POINT=pppp hlrrlssssssaaaaSYpppt <header>[#aaaa OriaFZpppp]	
607 Status: Missing Supervision	Printer: D6500 Mode: SIA Mode:	dd/dd tt:tt Lxx ACC aaaa S:MISS SUPRVISN +++ACC aaaa AREA=a POINT=ppp hlrrlssssssaaaaSYpppt <header>[#aaaa OriaBZppp]	
608 Status: Missing Supervision (4-digit Point)	Printer: D6500 Mode: SIA Mode:	dd/dd tt:tt Lxx ACC aaaa S:MISS SUPRVISN +++ACC aaaa AREA=aa POINT=pppp hlrrlssssssaaaaSYpppt <header>[#aaaa OriaBZpppp]	
609 Status: Missing Trouble	Printer: D6500 Mode: SIA Mode:	dd/dd tt:tt Lxx ACC aaaa S:MISSING TRBL +++ACC aaaa AREA=a POINT=ppp hlrrlssssssaaaaSVpppt <header>[#aaaa OriaUYppp]	

Table 98: Modem4/ModemIIIa² Messages

Event	Device/Mode	Display/Explanation	Comments
610 Status: Missing Trouble (4-digit Point)	Printer: D6500 Mode: SIA Mode:	dd/dd tt:tt Lxx ACC aaaa S:MISSING TRBL +++ACC aaaa AREA=aa POINT=pppp hlrrlssssssaaaaSVppppt <header>[#aaaa OriaaUYpppp]	
611 Status: Open by Area	Printer: D6500 Mode: SIA Mode:	dd/dd tt:tt Lxx ACC aaaa S:OPENING +++ACC aaaa AREA=a hlrrlssssssaaaaSOsssst <header>[#aaaa OriaOP]	
612 Status: Perimeter Delay by Area	Printer: D6500 Mode: SIA Mode:	dd/dd tt:tt Lxx ACC aaaa S:PERIM DELAY +++ACC aaaa AREA=a hlrrlssssssaaaaSCsssst <header>[#aaaa OriaNL]	
613 Status: Perimeter Instant by Area	Printer: D6500 Mode: SIA Mode:	dd/dd tt:tt Lxx ACC aaaa S:PERIM INSTANT +++ACC aaaa AREA=a hlrrlssssssaaaaSCsssst <header>[#aaaa OriaNL]	
614 Status: RF Transmitter Low Battery (Device Specific)	Printer: D6500 Mode: SIA Mode:	dd/dd tt:tt Lxx ACC aaaa S:RF BATTERY LOW +++ACC aaaa SDI=ddd hlrrlssssssaaaaSTsD10t <header>[#aaaa OpiddXT]	
615 Status: RF Transmitter Low Battery	Printer: D6500 Mode: SIA Mode:	dd/dd tt:tt Lxx ACC aaaa S:RF BATTERY LOW +++ACC aaaa AREA=a POINT=ppp hlrrlssssssaaaaSTppppt <header>[#aaaa OriaXTppp]	
616 Status: RF Transmitter Low Battery (4-digit Point)	Printer: D6500 Mode: SIA Mode:	dd/dd tt:tt Lxx ACC aaaa S:RF BATTERY LOW +++ACC aaaa AREA=aa POINT=pppp hlrrlssssssaaaaSTppppt <header>[#aaaa OriaaXTpppp]	
617 Status: RF Transmitter Tamper Alarm	Printer: D6500 Mode: SIA Mode:	dd/dd tt:tt Lxx ACC aaaa S:RF TMPR-ALARM +++ACC aaaa AREA=a POINT=ppp hlrrlssssssaaaaSAspppt <header>[#aaaa OriaTAppp]	
618 Status: RF Transmitter Tamper Alarm (4-digit Point)	Printer: D6500 Mode: SIA Mode:	dd/dd tt:tt Lxx ACC aaaa S:RF TMPR-ALARM +++ACC aaaa AREA=aa POINT=pppp hlrrlssssssaaaaSAppppt <header>[#aaaa OriaaTApppp]	
619 Status: RF Transmitter Tamper Trouble	Printer: D6500 Mode: SIA Mode:	dd/dd tt:tt Lxx ACC aaaa S:RF TMPR-TRBL +++ACC aaaa AREA=a POINT=ppp hlrrlssssssaaaaSTppppt <header>[#aaaa OriaTAppp]	
620 Status: RF Transmitter Tamper Trouble (4-digit Point)	Printer: D6500 Mode: SIA Mode:	dd/dd tt:tt Lxx ACC aaaa S:RF TMPR-TRBL +++ACC aaaa AREA=aa POINT=pppp hlrrlssssssaaaaSTppppt <header>[#aaaa OriaaTApppp]	
621 Status: Supervision	Printer: D6500 Mode: SIA Mode:	dd/dd tt:tt Lxx ACC aaaa S:SUPERVISION +++ACC aaaa AREA=a POINT=ppp hlrrlssssssaaaaSTppppt <header>[#aaaa OriaBSppp]	
622 Status: Supervision (4-digit Point)	Printer: D6500 Mode: SIA Mode:	dd/dd tt:tt Lxx ACC aaaa S:SUPERVISION +++ACC aaaa AREA=aa POINT=pppp hlrrlssssssaaaaSTppppt <header>[#aaaa OriaaBSpppp]	
623 Status: Trouble	Printer: D6500 Mode: SIA Mode:	dd/dd tt:tt Lxx ACC aaaa S:TROUBLE +++ACC aaaa AREA=a POINT=ppp hlrrlssssssaaaaSTppppt <header>[#aaaa OriaBTppp]	
624 Status: Trouble (4-digit Point)	Printer: D6500 Mode: SIA Mode:	dd/dd tt:tt Lxx ACC aaaa S:TROUBLE +++ACC aaaa AREA=aa POINT=pppp hlrrlssssssaaaaSTppppt <header>[#aaaa OriaaBTpppp]	
625 Status: Water Alarm (4-digit Point)	Printer: D6500 Mode: SIA Mode:	dd/dd tt:tt Lxx ACC aaaa S: Water Alarm +++ACC aaaa AREA=aa POINT=pppp hlrrlssssssaaaaSJppppt <header>[#aaaa OriaaWApppp]	New Message
626 Supervision(Non-Fire)	Printer: D6500 Mode: SIA Mode:	dd/dd tt:tt Lxx ACC aaaa SUPERVISION +++ACC aaaa AREA=a POINT=ppp hlrrlssssssaaaaasJppppt <header>[#aaaa NriaBSppp]	
627 Supervision / Ground Fault (Non-Fire)	Printer: D6500 Mode: SIA Mode:	dd/dd tt:tt Lxx ACC aaaa SUPERVISION +++ACC aaaa GROUND FAULT +++ACC aaaa AREA=a POINT=ppp hlrrlssssssaaaaasJppppt <header>[#aaaa NriaBSppp]	

Table 98: Modem4/ModemIIIa² Messages

	Event	Device/Mode	Display/Explanation	Comments
628	Supervision (Non Fire) (4-digit Point)	Printer: D6500 Mode: SIA Mode:	dd/dd tt:tt Lxx ACC aaaa SUPERVISION +++ACC aaaa AREA=aa POINT=pppp hlrrlssssssaaaaasJppppt <header>[#aaaa NriaaBSpppp]	
629	Supervision / Ground Fault (4-digit Point)	Printer: D6500 Mode: SIA Mode:	dd/dd tt:tt Lxx ACC aaaa SUPERVISION +++ACC aaaa GROUND FAULT +++ACC aaaa AREA=aa POINT=pppp hlrrlssssssaaaaasJppppt <header>[#aaaa NriaaBSpppp]	
630	Swinger Bypass	Printer: D6500 Mode: SIA Mode:	dd/dd tt:tt Lxx ACC aaaa SWINGER BYPASS +++ACC aaaa AREA=a POINT=ppp hlrrlssssssaaaaasNppppt <header>[#aaaa NriaUBppp]	
631	Swinger Bypass (2112/2212)	Printer: D6500 Mode: SIA Mode:	dd/dd tt:tt Lxx ACC aaaa SWINGER BYPASS +++ACC aaaa POINT=ppp hlrrlssssssaaaaasNppppt <header>[#aaaa NUBppp]	
632	Swinger Bypass (4-digit Point)	Printer: D6500 Mode: SIA Mode:	dd/dd tt:tt Lxx ACC aaaa SWINGER BYPASS +++ACC aaaa AREA=aa POINT=pppp hlrrlssssssaaaaasNppppt <header>[#aaaa NriaaUBpppp]	
633	Swinger Bypass (7112)	Printer: D6500 Mode: SIA Mode:	dd/dd tt:tt Lxx ACC aaaa SWINGER BYPASS hlrrlssssssaaaaasNsssst <header>[#aaaa NUB]	
634	Tamper Alarm (4-digit Point)	Printer: D6500 Mode: SIA Mode:	dd/dd tt:tt Lxx ACC aaaa TAMPER ALARM +++ACC aaaa AREA=aa POINT=pppp hlrrlssssssaaaaasAppppt <header>[#aaaa NriaaTApppp]	New Message
635	Tamper Alarm Restore (4-digit Point)	Printer: D6500 Mode: SIA Mode:	dd/dd tt:tt Lxx ACC aaaa TAMPER RESTORE +++ACC aaaa AREA=aa POINT=pppp hlrrlssssssaaaaasRppppt <header>[#aaaa NriaaTHpppp]	New Message
636	Test Failed	Printer: D6500 Mode: SIA Mode:	dd/dd tt:tt Lxx ACC aaaa TEST FAILED +++ACC aaaa PATH=ppp COND=nnn hlrrlssssssaaaaasTsD49t <header>[#aaaa NpapppXXnnn]	

Table 98: Modem4/ModemIIIa² Messages

Event	Device/Mode	Display/Explanation	Comments
639 Test Report (Non-Expanded)	Printer: D6500 Mode: SIA Mode:	dd/dd tt:tt Lxx ACC aaaa TEST REPORT hlrrlssssssaaaaasRsssEt <header>[#aaaa NRP]	
640 Test Report / Off Normal (Non-Expanded)	Printer: D6500 Mode: SIA Mode:	dd/dd tt:tt Lxx ACC aaaa TEST-OFF NORMAL hlrrlssssssaaaaasRsssEt <header>[#aaaa NRY]	
641 Time Changed by User	Printer: D6500 Mode: SIA Mode:	dd/dd tt:tt Lxx ACC aaaa TIME CHANGED +++ACC aaaa ID=iii hlrrlssssssaaaaasNsD07t <header>[#aaaa NidiiiJT]	
642 Time Changed	Printer: D6500 Mode: SIA Mode:	dd/dd tt:tt Lxx ACC aaaa TIME CHANGED hlrrlssssssaaaaasNsD07t <header>[#aaaa NJT]	
643 Time Changed by User (4-digit User)	Printer: D6500 Mode: SIA Mode:	dd/dd tt:tt Lxx ACC aaaa TIME CHANGED +++ACC aaaa ID=iiii hlrrlssssssaaaaasNsD07t <header>[#aaaa NidiiiiJT]	
644 Trouble	Printer: D6500 Mode: SIA Mode:	dd/dd tt:tt Lxx ACC aaaa TROUBLE REPORT +++ACC aaaa AREA=a POINT=ppp hlrrlssssssaaaaasTspppt <header>[#aaaa NriaBTppp]	
645 Trouble (2112/2212)	Printer: D6500 Mode: SIA Mode:	dd/dd tt:tt Lxx ACC aaaa TROUBLE REPORT +++ACC aaaa POINT=ppp hlrrlssssssaaaaasTspppt <header>[#aaaa NBTppp]	
646 Trouble / Ground Fault	Printer: D6500 Mode: SIA Mode:	dd/dd tt:tt Lxx ACC aaaa TROUBLE REPORT +++ACC aaaa GROUND FAULT +++ACC aaaa AREA=a POINT=ppp hlrrlssssssaaaaasTspppt <header>[#aaaa NriaBTppp]	
647 Trouble / Ground Fault (4-digit Point)	Printer: D6500 Mode: SIA Mode:	dd/dd tt:tt Lxx ACC aaaa TROUBLE REPORT +++ACC aaaa GROUND FAULT +++ACC aaaa AREA=aa POINT=pppp hlrrlssssssaaaaasTppppt <header>[#aaaa NriaaBTpppp]	
648 Trouble / Door Forced	Printer: D6500 Mode: SIA Mode:	dd/dd tt:tt Lxx ACC aaaa TROUBLE REPORT +++ACC aaaa DOOR FORCED +++ACC aaaa AREA=a POINT=ppp hlrrlssssssaaaaasTspppt <header>[#aaaa NriaDJppp]	
649 Trouble / Door Forced (4-digit Point)	Printer: D6500 Mode: SIA Mode:	dd/dd tt:tt Lxx ACC aaaa TROUBLE REPORT +++ACC aaaa DOOR FORCED +++ACC aaaa AREA=aa POINT=pppp hlrrlssssssaaaaasTppppt <header>[#aaaa NriaaDJpppp]	
650 Trouble (4-digit Point)	Printer: D6500 Mode: SIA Mode:	dd/dd tt:tt Lxx ACC aaaa TROUBLE REPORT +++ACC aaaa AREA=aa POINT=pppp hlrrlssssssaaaaasTppppt <header>[#aaaa NriaaBTpppp]	
651 Unverified Event / Burg	Printer: D6500 Mode: SIA Mode:	dd/dd tt:tt Lxx ACC aaaa UNVRFD EVT-BURG +++ACC aaaa AREA=a POINT=ppp hlrrlssssssaaaaasKspppt <header>[#aaaa NriaBGppp]	
652 Unverified Event / Fire	Printer: D6500 Mode: SIA Mode:	dd/dd tt:tt Lxx ACC aaaa UNVRFD EVT-FIRE +++ACC aaaa AREA=a POINT=ppp hlrrlssssssaaaaasKspppt <header>[#aaaa NriaFGppp]	
653 Unverified Event / Burg	Printer: D6500 Mode: SIA Mode:	dd/dd tt:tt Lxx ACC aaaa UNVRFD EVT-BURG +++ACC aaaa AREA=a CG=gg POINT=ppp hlrrlssssssaaaaasKspppt <header>[#aaaa NriaBGppp]	
654 Unverified Event / Fire	Printer: D6500 Mode: SIA Mode:	dd/dd tt:tt Lxx ACC aaaa UNVRFD EVT-FIRE +++ACC aaaa AREA=a CG=gg POINT=ppp hlrrlssssssaaaaasKspppt <header>[#aaaa NriaFGppp]	
655 Unverified Event	Printer: D6500 Mode: SIA Mode:	dd/dd tt:tt Lxx ACC aaaa UNVERIFIED EVENT +++ACC aaaa AREA=a CG=gg POINT=ppp hlrrlssssssaaaaasKspppt <header>[#aaaa NriaUGppp]	
656 Unverified Event / Burg (4-digit Point)	Printer: D6500 Mode: SIA Mode:	dd/dd tt:tt Lxx ACC aaaa UNVRFD EVT-BURG +++ACC aaaa AREA=aa POINT=pppp hlrrlssssssaaaaasKppppt <header>[#aaaa NriaaBGpppp]	

Table 98: Modem4/ModemIIIa² Messages

Event	Device/Mode	Display/Explanation	Comments
657 Unverified Event / Fire (4-digit Point)	Printer: D6500 Mode: SIA Mode:	dd/dd tt:tt Lxx ACC aaaa UNVRFD EVT-FIRE +++ACC aaaa AREA=aa POINT=pppp hlrrlssssssaaaaasKpppppt <header>[#aaaa NriaaFGpppp]	
658 Unverified Event / Burg (4-digit Point)	Printer: D6500 Mode: SIA Mode:	dd/dd tt:tt Lxx ACC aaaa UNVRFD EVT-BURG +++ACC aaaa AREA=aa CG=gg POINT=pppp hlrrlssssssaaaaasKpppppt <header>[#aaaa NriaaBGpppp]	
659 Unverified Event / Fire (4-digit Point)	Printer: D6500 Mode: SIA Mode:	dd/dd tt:tt Lxx ACC aaaa UNVRFD EVT-FIRE +++ACC aaaa AREA=aa CG=gg POINT=pppp hlrrlssssssaaaaasKpppppt <header>[#aaaa NriaaFGpppp]	
660 User Alarm 7 by User	Printer: D6500 Mode: SIA Mode:	dd/dd tt:tt Lxx ACC aaaa USER ALARM CMD7 +++ACC aaaa AREA=a ID=iii hlrrlssssssaaaaasUsss7t <header>[#aaaa Nria/idiiiUA]	
661 User Alarm 7 (No User)	Printer: D6500 Mode: SIA Mode:	dd/dd tt:tt Lxx ACC aaaa USER ALARM CMD7 +++ACC aaaa AREA=a hlrrlssssssaaaaasUsss7t <header>[#aaaa NriaUA]	
662 User Alarm 7 by User (4-digit User)	Printer: D6500 Mode: SIA Mode:	dd/dd tt:tt Lxx ACC aaaa USER ALARM CMD7 +++ACC aaaa AREA=aa ID=iiii hlrrlssssssaaaaasUsss7t <header>[#aaaa Nriaa/idiiiUA]	
663 User Alarm 9 by User	Printer: D6500 Mode: SIA Mode:	dd/dd tt:tt Lxx ACC aaaa USER ALARM CMD9 +++ACC aaaa AREA=a ID=iii hlrrlssssssaaaaasUsss9t <header>[#aaaa Nria/idiiiPA]	
664 User Alarm 9 (No User)	Printer: D6500 Mode: SIA Mode:	dd/dd tt:tt Lxx ACC aaaa USER ALARM CMD9 +++ACC aaaa AREA=a hlrrlssssssaaaaasUsss9t <header>[#aaaa NriaPA]	
665 User Alarm 9 by User (4-digit User)	Printer: D6500 Mode: SIA Mode:	dd/dd tt:tt Lxx ACC aaaa USER ALARM CMD9 +++ACC aaaa AREA=aa ID=iiii hlrrlssssssaaaaasUsss9t <header>[#aaaa Nriaa/idiiiPA]	
666 User Code Added by User	Printer: D6500 Mode: SIA Mode:	dd/dd tt:tt Lxx ACC aaaa USER CODE ADDED +++ACC aaaa CODE ID=ccc ID=iii hlrrlssssssaaaaasNsD38t <header>[#aaaa NidiiiJYccc]	
667 User Code Added by User (4-digit User)	Printer: D6500 Mode: SIA Mode:	dd/dd tt:tt Lxx ACC aaaa USER CODE ADDED +++ACC aaaa CODE ID=cccc ID=iiii hlrrlssssssaaaaasNsD38t <header>[#aaaa NidiiiJYcccc]	
668 User Code Changed by User	Printer: D6500 Mode: SIA Mode:	dd/dd tt:tt Lxx ACC aaaa USR CODE CHANGE +++ACC aaaa CODE ID=ccc ID=iii hlrrlssssssaaaaasNsD04t <header>[#aaaa NidiiiJVccc]	
669 User Code Changed by User (4-digit User)	Printer: D6500 Mode: SIA Mode:	dd/dd tt:tt Lxx ACC aaaa USR CODE CHANGE +++ACC aaaa CODE ID=cccc ID=iiii hlrrlssssssaaaaasNsD04t <header>[#aaaa NidiiiJVcccc]	
670 User Code Deleted by User	Printer: D6500 Mode: SIA Mode:	dd/dd tt:tt Lxx ACC aaaa USR CODE DELETE +++ACC aaaa CODE ID=ccc ID=iii hlrrlssssssaaaaasNsD05t <header>[#aaaa NidiiiJXccc]	
671 User Code Deleted (4-digit User)	Printer: D6500 Mode: SIA Mode:	dd/dd tt:tt Lxx ACC aaaa USR CODE DELETE +++ACC aaaa CODE ID=cccc hlrrlssssssaaaaasNsD05t <header>[#aaaa NJXcccc]	
672 User Code Deleted by User (4-digit User)	Printer: D6500 Mode: SIA Mode:	dd/dd tt:tt Lxx ACC aaaa USR CODE DELETE +++ACC aaaa CODE ID=cccc ID=iiii hlrrlssssssaaaaasNsD05t <header>[#aaaa NidiiiJXcccc]	
673 User Code Tamper (5 attmpts in 5min)	Printer: D6500 Mode: SIA Mode:	dd/dd tt:tt Lxx ACC aaaa USR CODE TAMPER +++ACC aaaa AREA=a hlrrlssssssaaaaasNsD03t <header>[#aaaa NriaJA]	
674 User Code Tamper (2112/2212)	Printer: D6500 Mode: SIA Mode:	dd/dd tt:tt Lxx ACC aaaa USR CODE TAMPER hlrrlssssssaaaaasNsD03t <header>[#aaaa NJA]	

Table 98: Modem4/ModemIIIa² Messages

Event	Device/Mode	Display/Explanation	Comments
675	User Level Set by User	Printer: D6500 Mode: SIA Mode:	dd/dd tt:tt Lxx ACC aaaa USER LEVEL SET +++ACC aaaa CODE ID=ccc ID=iii hlrrlssssssaaaaasNsD40t <header>[#aaaa NidiiiJzccc]
676	User Level Set	Printer: D6500 Mode: SIA Mode:	dd/dd tt:tt Lxx ACC aaaa USER LEVEL SET +++ACC aaaa CODE ID=cccc hlrrlssssssaaaaasNsD40t <header>[#aaaa NJzcccc]
677	User Level Set by User (4-digit User)	Printer: D6500 Mode: SIA Mode:	dd/dd tt:tt Lxx ACC aaaa USER LEVEL SET +++ACC aaaa CODE ID=cccc ID=iiii hlrrlssssssaaaaasNsD40t <header>[#aaaa NidiiiJzcccc]
678	Valid Access	Printer: D6500 Mode: SIA Mode:	dd/dd tt:tt Lxx ACC aaaa PROG ACCESS OK hlrrlssssssaaaaasRsF01t <header>[#aaaa NLS]
679	Valid Access (SDI Device / D5360)	Printer: D6500 Mode: SIA Mode:	dd/dd tt:tt Lxx ACC aaaa PROG ACCESS OK +++ACC aaaa SDI=ddd hlrrlssssssaaaaasRsF01t <header>[#aaaa NpidddLS]
680	Valid Remote Access (2112/2212)	Printer: D6500 Mode: SIA Mode:	dd/dd tt:tt Lxx ACC aaaa RAM ACCESS OK hlrrlssssssaaaaasRsssFt <header>[#aaaa NRS]
681	Valid Remote Access / Callback	Printer: D6500 Mode: SIA Mode:	dd/dd tt:tt Lxx ACC aaaa RAM ACCESS OK PH#=hh +++ACC aaaa hlrrlssssssaaaaasRsssFt <header>[#aaaa NphhhRS]
682	Walk Test End by User (Invisible Points)	Printer: D6500 Mode: SIA Mode:	dd/dd tt:tt Lxx ACC aaaa WALK TEST END +++ACC aaaa INVISIBLE POINTS +++ACC aaaa AREA=a ID=iii hlrrlssssssaaaaasRsssFt <header>[#aaaa Nria/idiite]
683	Walk Test End by User (Invisible Points) (4-digit User)	Printer: D6500 Mode: SIA Mode:	dd/dd tt:tt Lxx ACC aaaa WALK TEST END +++ACC aaaa INVISIBLE POINTS +++ACC aaaa AREA=aa ID=iiii hlrrlssssssaaaaasRsssFt <header>[#aaaa Nriaa/idiite]
684	Walk Test End (No User)	Printer: D6500 Mode: SIA Mode:	dd/dd tt:tt Lxx ACC aaaa WALK TEST END +++ACC aaaa AREA=a hlrrlssssssaaaaasRsssFt <header>[#aaaa NriaTE]
685	Walk Test End by User	Printer: D6500 Mode: SIA Mode:	dd/dd tt:tt Lxx ACC aaaa WALK TEST END +++ACC aaaa AREA=a ID=iii hlrrlssssssaaaaasRsssFt <header>[#aaaa Nria/idiite]
686	Walk Test End by User (4-digit User)	Printer: D6500 Mode: SIA Mode:	dd/dd tt:tt Lxx ACC aaaa WALK TEST END +++ACC aaaa AREA=aa ID=iiii hlrrlssssssaaaaasRsssFt <header>[#aaaa Nriaa/idiite]
687	Walk Test Point	Printer: D6500 Mode: SIA Mode:	dd/dd tt:tt Lxx ACC aaaa WALK TEST PT +++ACC aaaa AREA=a POINT=ppp hlrrlssssssaaaaasZspppt <header>[#aaaa NriaBXppp]
688	Walk Test Point (4-digit Point)	Printer: D6500 Mode: SIA Mode:	dd/dd tt:tt Lxx ACC aaaa WALK TEST PT +++ACC aaaa AREA=aa POINT=pppp hlrrlssssssaaaaasZppppt <header>[#aaaa NriaaBXpppp]
689	Walk Test Point / Fire	Printer: D6500 Mode: SIA Mode:	dd/dd tt:tt Lxx ACC aaaa WALK TST PT-FIR +++ACC aaaa AREA=a POINT=ppp hlrrlssssssaaaaasZspppt <header>[#aaaa NriaFXppp]
690	Walk Test Point / Fire (4-digit Point)	Printer: D6500 Mode: SIA Mode:	dd/dd tt:tt Lxx ACC aaaa WALK TST PT-FIR +++ACC aaaa AREA=aa POINT=pppp hlrrlssssssaaaaasZppppt <header>[#aaaa NriaaFXpppp]
691	Walk Test Start by User	Printer: D6500 Mode: SIA Mode:	dd/dd tt:tt Lxx ACC aaaa WALK TEST START +++ACC aaaa AREA=a ID=iii hlrrlssssssaaaaasTsssFt <header>[#aaaa Nria/idiiteS]

Table 98: Modem4/ModemIIIa² Messages

	Event	Device/Mode	Display/Explanation	Comments
692	Walk Test Start by User (Invisible Points)	Printer: D6500 Mode: SIA Mode:	dd/dd tt:tt Lxx ACC aaaa WALK TEST START +++ACC aaaa INVISIBLE POINTS +++ACC aaaa AREA=a ID=iii hlrrlssssssaaaaasTsssFt <header>[#aaaa Nriaa/idiitiTS]	
693	Walk Test Start by User (Invisible Points) (4-digit User)	Printer: D6500 Mode: SIA Mode:	dd/dd tt:tt Lxx ACC aaaa WALK TEST START +++ACC aaaa INVISIBLE POINTS +++ACC aaaa AREA=aa ID=iiii hlrrlssssssaaaaasTsssFt <header>[#aaaa Nriaa/idiitiTS]	
694	Walk Test Start	Printer: D6500 Mode: SIA Mode:	dd/dd tt:tt Lxx ACC aaaa WALK TEST START +++ACC aaaa AREA=a hlrrlssssssaaaaasTsssFt <header>[#aaaa Nriats]	
695	Walk Test Start by User (4-digit User)	Printer: D6500 Mode: SIA Mode:	dd/dd tt:tt Lxx ACC aaaa WALK TEST START +++ACC aaaa AREA=aa ID=iiii hlrrlssssssaaaaasTsssFt <header>[#aaaa Nriaa/idiitiTS]	
696	Was Force Armed	Printer: D6500 Mode: SIA Mode:	dd/dd tt:tt Lxx ACC aaaa WAS FORCE ARMED hlrrlssssssaaaaasWsssst <header>[#aaaa NCW]	
697	Watchdog Reset	Printer: D6500 Mode: SIA Mode:	dd/dd tt:tt Lxx ACC aaaa WATCHDOG RESET hlrrlssssssaaaaasNsD09t <header>[#aaaa NYW]	
698	Watchdog Reset	Printer: D6500 Mode: SIA Mode:	dd/dd tt:tt Lxx ACC aaaa WATCHDOG RESET +++ACC aaaa SDI=dddd +++ACC aaaa D9412GV4 V2.01 hlrrlssssssaaaaasNsD09t <header>[#aaaa NpiddddYW]	New Message
699	Watchdog Reset (Device Specific)	Printer: D6500 Mode: SIA Mode:	dd/dd tt:tt Lxx ACC aaaa WATCHDOG RESET +++ACC aaaa SDI=ddd hlrrlssssssaaaaasNsD09t <header>[#aaaa NpiddddYW]	
700	Watchdog Reset (4-digit Device) (Version text)	Printer: D6500 Mode: SIA Mode:	dd/dd tt:tt Lxx ACC aaaa WATCHDOG RESET +++ACC aaaa SDI=dddd +++ACC aaaa xxxxxxxx Vx.xx hlrrlssssssaaaaasNsD09t <header>[#aaaa NpiddddYW]	New Message
701	Water Alarm (4-digit Point)	Printer: D6500 Mode: SIA Mode:	dd/dd tt:tt Lxx ACC aaaa WATER ALARM +++ACC aaaa AREA=aa POINT=pppp hlrrlssssssaaaaasJppppt <header>[#aaaa Nriaa/WApppp]	New Message
702	Water Alarm Restore (4-digit Point)	Printer: D6500 Mode: SIA Mode:	dd/dd tt:tt Lxx ACC aaaa WATER ALM REST +++ACC aaaa AREA=aa POINT=pppp hlrrlssssssaaaaasRppppt <header>[#aaaa Nriaa/WHpppp]	New Message

ZONEX and Comex Translation

These items supply additional information related to *Appendix C: Modem4/ModemIIIa² Messages*. Some of these numbered items are also referenced in the Comments section of *Appendix C*.

1. When **Point User Flag** is programmed to **Yes** in panel programming of panels that support this function, the zone and point information will be translated. The D6600/D6100 converts point data to ZONEX format and user IDs to Comex format. *Table 99* shows the translation of point data and *Table 100* shows the translation of User IDs. If **Point User Flag** is programmed to a **No** in the panel, then the zone and point information are sent as received.

Table 99: Point to ZONEX Translation

Point	ZONEX
001-008	100-800
009-024	101-116
025-040	201-216
041-056	301-316
057-072	401-416
073-088	501-516
089-104	601-616
105-120	701-716
121-136	801-816
137-152	117-132
153-168	217-232
169-184	317-332
185-200	417-432
201-216	517-532
217-232	617-632
233-247	717-731

Table 100: User ID to Comex Translation

ID	COMEX
0	0
1-5	001-005
0-13	601-608
14-21	701-708
22-29	801-808
30-37	B01-B08
38-45	C01-C08
46-53	D01-D08
54-61	E01-E08
62-69	F01-F08
70-249	000

2. When the D7112 is transmitting a test report in Modem II format, the area number is sent to the automation system if the output format is in SIA communications mode.
3. When transmitted by a D7112, the identification number, if any, also prints. Refer to *Forced Point* in the *D9112B Program Entry Guide* (P/N: 74-06145-000-D).
4. For these events, the area denotes the location of the keypad used to initiate the event (see Sensor Reset).
5. BFSK Format: For the D9112, unless otherwise specified, the zone digit “z” uses the “BFSK Zone Code” as a base for a given point. This code is programmed in the control panel by point. The zone digit “i” indicates the most significant digit of the user ID.

6. For the D7112, unless otherwise specified, *Table 101* is the basis for the zone digit “z” and ID translation; however, actual IDs only go up to 25.

Table 101: Reported Zone/ID to Actual Point/ID								
	Reported Zone/ID							
	1	2	3	4	5	6	7	8
Actual Point/ID	1	2	3	4	5	6	7	8
	9	10	11	12	13	14	15	16
	17	18	19	20	21	22	23	24
	25	26	27	28	29	30	31	32
	33	34	35	36	37	38	39	40
	41	42	43	44	45	46	47	48

Example 1: Label RF Point
dd/dd tt:tt ql ACC aaaa FIRE ALARM +++ ACC aaaa AREA=a RF POINT=ppp

7. This message reports from a D7112 RF point. The internal or external printer prints the label “RF POINT=” instead of “POINT=” in the second line (Example 2).

Appendix D: Network Messages



For networked accounts, Nxx appears instead of Lxx in the line number.

Table 102: Network Messages


	Event	Device/Mode	Display
1	Alarm Panel Substitution	Printer: D6500 Mode: SIA Mode:	dd/dd tt:tt Nxx ACC aaaa ALARM-PNL SUBST +++ ACC aaaa PATH=003 COND=007 hlrrlssssssaaaaAsD53t <header>[#aaaa Npt003AA007]
2	Change of Status (C900 Voltage Low)	Printer: D6500 Mode: SIA Mode:	dd/dd tt:tt Nxx ACC aaaa STATUS CHANGED +++ aaaa C900 VOLTAGE LOW hlrrlssssssaaaaasXss58t <header>[#aaaa NSC0002]
3	Change of Status (C900 Voltage Restore)	Printer: D6500 Mode: SIA Mode:	dd/dd tt:tt Nxx ACC aaaa STATUS CHANGED +++ aaaa C900 VOLTAGE RESTORE hlrrlssssssaaaaasXss68t <header>[#aaaa NSC0003]
4	Change of Status (C900 Input Restored)	Printer: D6500 Mode: SIA Mode:	dd/dd tt:tt Nxx ACC aaaa STATUS CHANGED +++ aaaa C900 INPUT RESTORED hlrrlssssssaaaaasXss91t <header>[#aaaa NSC0010]
5	Change of Status (C900 Input Shorted)	Printer: D6500 Mode: SIA Mode:	dd/dd tt:tt Nxx ACC aaaa STATUS CHANGED +++ aaaa C900 INPUT SHORTED hlrrlssssssaaaaasXss89t <header>[#aaaa NSC0008]
6	Change of Status (C900 Intercept Disabled)	Printer: D6500 Mode: SIA Mode:	dd/dd tt:tt Nxx ACC aaaa STATUS CHANGED +++ aaaa C900 INTERCEPT DISABLED hlrrlssssssaaaaasXss93t <header>[#aaaa NSC0012]
7	Change of Status (C900 Intercept Enabled)	Printer: D6500 Mode: SIA Mode:	dd/dd tt:tt Nxx ACC aaaa STATUS CHANGED +++ aaaa C900 INTERCEPT ENABLED hlrrlssssssaaaaasXss92t <header>[#aaaa NSC0011]
8	Change of Status (C900 Output Activated)	Printer: D6500 Mode: SIA Mode:	dd/dd tt:tt Nxx ACC aaaa STATUS CHANGED +++ aaaa C900 OUTPUT ACTIVATED hlrrlssssssaaaaasXss85t <header>[#aaaa NSC0006]
9	Change of Status (C900 Output Deactivated)	Printer: D6500 Mode: SIA Mode:	dd/dd tt:tt Nxx ACC aaaa STATUS CHANGED +++ aaaa C900 OUTPUT DEACTIVATED hlrrlssssssaaaaasXss94t <header>[#aaaa NSC0007]
10	Change of Status (C900 Input Open)	Printer: D6500 Mode: SIA Mode:	dd/dd tt:tt Nxx ACC aaaa STATUS CHANGED +++ aaaaC900 INPUT OPEN HlrrlssssssaaaaasXss90t <header>[#aaaa NSC0009]
11	Change of Status (C900 Reboot)	Printer: D6500 Mode: SIA Mode:	dd/dd tt:tt Nxx ACC aaaa STATUS CHANGED +++ aaaa C900 REBOOT hlrrlssssssaaaaasXss59t <header>[#aaaa NSC0001]
12	Change of Status (C900 Switched to Fallback)	Printer: D6500 Mode: SIA Mode:	dd/dd tt:tt Nxx ACC aaaa STATUS CHANGED +++ aaaa C900 SWITCHED TO FALLBACK hlrrlssssssaaaaasXss82t <header>[#aaaa NSC0005]
13	Change of Status (C900 Switched to Intercept)	Printer: D6500 Mode: SIA Mode:	dd/dd tt:tt Nxx ACC aaaa STATUS CHANGED +++ aaaa C900 SWITCHED TO INTERCPT hlrrlssssssaaaaasXss87t <header>[#aaaa NSC0004]

Table 102: Network Messages			
	Event	Device/Mode	Display
14	C900 Command Sent (Activate Output)	Printer: D6500 Mode: SIA Mode:	dd/dd tt:tt Nxx ACC aaaa COMMAND SENT +++ aaaa ACTIVATE OUTPUT hlrrlssssssaaaaasXss84t <header>[#aaaa NCO0005]
15	C900 Command Sent (Deactivate Output)	Printer: D6500 Mode: SIA Mode:	dd/dd tt:tt Nxx ACC aaaa COMMAND SENT +++ aaaa DEACTIVATE OUTPUT hlrrlssssssaaaaasXss86t <header>[#aaaa NCO0006]
16	C900 Command Sent (Disable Intercept Mode)	Printer: D6500 Mode: SIA Mode:	dd/dd tt:tt Nxx ACC aaaa COMMAND SENT +++ aaaa DISABLE INTERCEPT MODE hlrrlssssssaaaaasXss83t <header>[#aaaa NCO0004]
17	C900 Command Sent (Switch to Fallback Mode)	Printer: D6500 Mode: SIA Mode:	dd/dd tt:tt Nxx ACC aaaa COMMAND SENT +++ aaaa SWITCH TO FALLBACK MODE hlrrlssssssaaaaasXss81t <header>[#aaaa NCO0003]
18	C900 Command Sent (Switch to Intercept Mode)	Printer: D6500 Mode: SIA Mode:	dd/dd tt:tt Nxx ACC aaaa COMMAND SENT +++ aaaa SWITCH TO INTERCEPT MODE hlrrlssssssaaaaasXss88t <header>[#aaaa NCO0002]
19	C900 Command Sent (Supervision Rate Changed)	Printer: D6500 Mode: SIA Mode:	dd/dd tt:tt Nxx ACC aaaa COMMAND SENT +++ aaaa SUPERVISION RATE CHANGED hlrrlssssssaaaaasXss66t <header>[#aaaa NCO0001]
20	Communications Fail (Account Disabled by Attack)	Printer: D6500 Mode: SIA Mode:	dd/dd tt:tt Nxx ACC aaaa COMM FAIL +++ ACC aaaa ACCOUNT DISABLED BY ATTACK +++ ACC aaaa PATH=003 COND=008 hlrrlssssssaaaaasTsB03t <header>[#aaaa Npt003YC008]
21	Communications Fail (Polling Lost)	Printer: D6500 Mode: SIA Mode:	dd/dd tt:tt Nxx ACC aaaa COMM FAIL +++ ACC aaaa PATH=003 COND=009 hlrrlssssssaaaaasTsB02t <header>[#aaaa Npt003YC009]
22	Communications Fail Restore (Polling Restore)	Printer: D6500 Mode: SIA Mode:	dd/dd tt:tt Nxx ACC aaaa COMM FAIL RESTR +++ ACC aaaa PATH=003 COND=009 hlrrlssssssaaaaasNsB02t <header>[#aaaa Npt003YK009]
23	Dialer Error (Dialing Error)	Printer: D6500 Mode: SIA Mode:	dd/dd tt:tt Nxx ACC aaaa DIALER ERROR +++ aaaa DIALING ERROR hlrrlssssssaaaaasXss73t <header>[#aaaa NYU0003]
24	Dialer Error (Invalid Message)	Printer: D6500 Mode: SIA Mode:	dd/dd tt:tt Nxx ACC aaaa DIALER ERROR +++ aaaa INVALID MESSAGE hlrrlssssssaaaaasXss77t <header>[#aaaa NYU0007]
25	Dialer Error (Message Unknown)	Printer: D6500 Mode: SIA Mode:	dd/dd tt:tt Nxx ACC aaaa DIALER ERROR +++ aaaa MESSAGE UNKNOWN hlrrlssssssaaaaasXss76t <header>[#aaaa NYU0006]
26	Dialer Error (No Acknowledgement Received)	Printer: D6500 Mode: SIA Mode:	dd/dd tt:tt Nxx ACC aaaa DIALER ERROR +++ aaaa NO ACKNOWLEDGMNT RECEIVED hlrrlssssssaaaaasXss71t <header>[#aaaa NYU0001]
27	Dialer Error (Not Dialing)	Printer: D6500 Mode: SIA Mode:	dd/dd tt:tt Nxx ACC aaaa DIALER ERROR +++ aaaa NOT DIALING hlrrlssssssaaaaasXss72t <header>[#aaaa NYU0002]
28	Dialer Error (No Response to Acknowledgement)	Printer: D6500 Mode: SIA Mode:	dd/dd tt:tt Nxx ACC aaaa DIALER ERROR +++ aaaa NO RESPONSE TO ACK hlrrlssssssaaaaasXss75t <header>[#aaaa NYU0005]

Table 102: Network Messages

	Event	Device/Mode	Display
29	Dialer Error (No Response to Handshake)	Printer: D6500 Mode: SIA Mode:	dd/dd tt:tt Nxx ACC aaaa DIALER ERROR +++ aaaa NO RESPONSE TO HANDSHAKE hlrrlssssssaaaaasXss74t <header>[#aaaa NYU0004]
30	Miscellaneous Message (30 Min Since Fallback Command)	Printer: D6500 Mode: SIA Mode:	dd/dd tt:tt Nxx ACC aaaa MESSAGE +++ aaaa 30 MIN SINCE FALLBACK CMD hlrrlssssssaaaaasXss95t <header>[#aaaa NMI0001]

Appendix E: Pulse Output

 Table 103 to Table 111 vary depending on the account number specified and the digit parameter programmed using the drop-down menus in Menu Item 3.1.7 Event 3/1 or 4/1 (Figure 27).

The output of the receiver depends on the reporting digit. Use the settings in Figure 27 that can be changed by the user:

- Reporting digits 0 to 9 and A are alarms
- Reporting digit B is an opening
- Reporting digit C is a closing
- Reporting digit D is a cancel
- Reporting digit E is a restore

Figure 27: D6200 Receiver Software Line Card Configuration

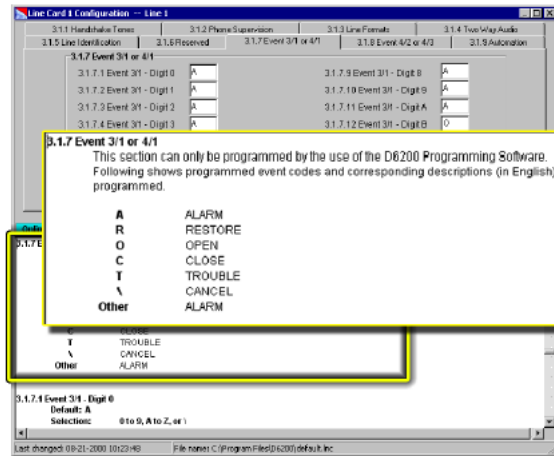


Table 103: Pulse 3/1 Format

#	Event	Account Number	Reporting Digit	Device/Mode	Displays
1.	ALARM	123	4	Printer: D6500 Mode: SIA Mode:	DD/DD TT:TT L01 ACCT 123 ALARM_ZN 4 [10]1011sssssss123sAsss4[13] [10]602415[9]00030101[#s123 NBA4][13]
2.	OPENING	123	B	Printer: D6500 Mode: SIA Mode:	DD/DD TT:TT L01 ACCT 123 OPENING [10]1011sssssss123sOssss[13] [10]AA4214[9]00040101[#s123 NOP][13]
3.	CLOSING	123	C	Printer: D6500 Mode: SIA Mode:	DD/DD TT:TT L01 ACCT 123 CLOSING [10]1011sssssss123sCssss[13] [10]F94B14[9]00050101[#s123 NCL][13]

Table 103: Pulse 3/1 Format (Continued)

#	Event	Account Number	Reporting Digit	Device/Mode	Displays
4.	CANCEL	123	D	Printer: D6500 Mode: SIA Mode:	DD/DD TT:TT L01 ACCT 123 CANCEL [10]1011sssssss123s\ssss[13] [10]FBCE14[9]00060101[#s123 NOC][13]
5.	RESTORE	123	E	Printer: D6500 Mode: SIA Mode:	DD/DD TT:TT L01 ACCT 123 RESTORE [10]1011sssssss123sRssss[13] [10]FC2214[9]00070101[#s123 NUR][13]
6.	TROUBLE	123	F	Printer: D6500 Mode: SIA Mode:	DD/DD TT:TT L01 ACCT 123 TROUBLE [10]1011sssssss123sTssss[13] [10]ACD414[9]00080101[#s123 NBT][13]

Table 104: Pulse 3/1E Menu 3.1.3.12 3-1 Extended Format = 1

#	Event	Account Number	Reporting Digit	Device/Mode	Displays
7.	ALARM	123	45	Printer: D6500 Mode: SIA Mode:	DD/DD TT:TT L01 ACCT 123 ALARM_ZN 45 [10]1011sssssss123sAss45[13] [10]720816[9]00090101[#s123 NBA45][13]
8.	OPENING	123	B5	Printer: D6500 Mode: SIA Mode:	DD/DD TT:TT L01 ACCT 123 OPENING ZN 5 [10]1011sssssss123sOsss5[13] [10]B0B115[9]00100101[#s123 NOP5][13]
9.	CLOSING	123	C5	Printer: D6500 Mode: SIA Mode:	DD/DD TT:TT L01 ACCT 123 CLOSING ZN 5 [10]1011sssssss123sCsss5[13] [10]B62215[9]00110101[#s123 NCL5][13]
10	CANCEL	123	D5	Printer: D6500 Mode: SIA Mode:	DD/DD TT:TT L01 ACCT 123 CANCEL ZN 5 [10]1011sssssss123s\sss5[13] [10]15E115[9]00120101[#s123 NOC5][13]
11	RESTORE	123	E5	Printer: D6500 Mode: SIA Mode:	DD/DD TT:TT L01 ACCT 123 RESTORE ZN 5 [10]1011sssssss123sRsss5[13] [10]98E715[9]00130101[#s123 NUR5][13]
12	TROUBLE	123	F5	Printer: D6500 Mode: SIA Mode:	DD/DD TT:TT L01 ACCT 123 TROUBLE ZN 5 [10]1011sssssss123sTsss5[13] [10]1CB015[9]00140101[#s123 NBT5][13]

Table 105: Pulse 3/1E Menu 3.1.3.12 3-1 Extended Format = 2

#	Event	Account Number	Reporting Digit	Device/Mode	Displays
13.	ALARM	123	45	Printer: D6500 Mode: SIA Mode:	DD/DD TT:TT L01 ACCT 123 ALARM_ZN 45 [10]1011sssssss123sAss45[13] [10]210D16[9]00450102[#s123 NBA45][13]
14.	OPENING	123	B5	Printer: D6500 Mode: SIA Mode:	DD/DD TT:TT L01 ACCT 123 OPENING ZN B5 [10]1011sssssss123sOssB5[13] [10]829516[9]00460102[#s123 NOPB5][13]
15.	CLOSING	123	C5	Printer: D6500 Mode: SIA Mode:	DD/DD TT:TT L01 ACCT 123 CLOSING ZN C5 [10]1011sssssss123sCssC5[13] [10]2F8216[9]00470102[#s123 NCLC5][13]
16.	CANCEL	123	D5	Printer: D6500 Mode: SIA Mode:	DD/DD TT:TT L01 ACCT 123 CANCEL ZN D5 [10]1011sssssss123s\ssD5[13] [10]EC1316[9]00480102[#s123 NOCD5][13]
17.	RESTORE	123	E5	Printer: D6500 Mode: SIA Mode:	DD/DD TT:TT L01 ACCT 123 RESTORE ZN E5 [10]1011sssssss123sRssE5[13] [10]2E4F16[9]00490102[#s123 NURE5][13]
18.	TROUBLE	123	F5	Printer: D6500 Mode: SIA Mode:	DD/DD TT:TT L01 ACCT 123 TROUBLE ZN F5 [10]1011sssssss123sTssF5[13] [10]C72516[9]00500102[#s123 NBTF5][13]

Table 106: Pulse 3/2

#	Event	Account Number	Reporting Digit	Device/Mode	Displays
19.	ALARM	123	45	Printer: D6500 Mode: SIA Mode:	DD/DD TT:TT L01 ACCT 123 ALARM_ZN 45 [10]1011sssssss123sAss45[13] [10]446B16[9]00150101[#s123 NBA45][13]
20.	OPENING	123	B5	Printer: D6500 Mode: SIA Mode:	DD/DD TT:TT L01 ACCT 123 OPENING B5 [10]1011sssssss123sOssB5[13] [10]17F616[9]00160101[#s123 NOPB5][13]
21.	CLOSING	123	C5	Printer: D6500 Mode: SIA Mode:	DD/DD TT:TT L01 ACCT 123 CLOSING B5 [10]1011sssssss123sCssC5[13] [10]BAE116[9]00170101[#s123 NCLC5][13]
22.	CANCEL	123	D5	Printer: D6500 Mode: SIA Mode:	DD/DD TT:TT L01 ACCT 123 CANCEL B5 [10]1011sssssss123s\ssD5[13] [10]797016[9]00180101[#s123 NOCD5][13]
23.	RESTORE	123	E5	Printer: D6500 Mode: SIA Mode:	DD/DD TT:TT L01 ACCT 123 RESTORE B5 [10]1011sssssss123sRssE5[13] [10]BB2C16[9]00190101[#s123 NURE5][13]
24.	TROUBLE	123	F5	Printer: D6500 Mode: SIA Mode:	DD/DD TT:TT L01 ACCT 123 TROUBLE B5 [10]1011sssssss123sTssF5[13] [10]EA3F16[9]00200101[#s123 NBTF5][13]

Table 107: Pulse 4/1

#	Event	Account Number	Reporting Digit	Device/Mode	Displays
25.	ALARM	1234	5	Printer: D6500 Mode: SIA Mode:	DD/DD TT:TT L01 ACCT 1234 ALARM_ZN 5 [10]1011ssssss1234sAsss5[13] [10]97CE15[9]00210101[#1234 NBA5][13]
26.	OPENING	1234	B	Printer: D6500 Mode: SIA Mode:	DD/DD TT:TT L01 ACCT 1234 OPENING [10]1011ssssss1234sOssss[13] [10]020A14[9]00220101[#1234 NOP][13]
27.	CLOSING	1234	C	Printer: D6500 Mode: SIA Mode:	DD/DD TT:TT L01 ACCT 1234 CLOSING [10]1011ssssss1234sCssss[13] [10]510314[9]00230101[#1234 NCL][13]
28.	CANCEL	1234	D	Printer: D6500 Mode: SIA Mode:	DD/DD TT:TT L01 ACCT 1234 CANCEL [10]1011ssssss1234s\ssss[13] [10]908414[9]00240101[#1234 NOC][13]
29.	RESTORE	1234	E	Printer: D6500 Mode: SIA Mode:	DD/DD TT:TT L01 ACCT 1234 RESTORE [10]1011ssssss1234sRssss[13] [10]976814[9]00250101[#1234 NUR][13]
30.	TROUBLE	1234	F	Printer: D6500 Mode: SIA Mode:	DD/DD TT:TT L01 ACCT 1234 TROUBLE [10]1011ssssss1234sTssss[13] [10]C29B14[9]00260101[#1234 NBT][13]

Table 108: Pulse 4/1E Menu 3.1.3.3 4/1 Extended = 1

#	Event	Account Number	Reporting Digit	Device/Mode	Displays
31.	ALARM	1234	45	Printer: D6500 Mode: SIA Mode:	DD/DD TT:TT L01 ACCT 1234 ALARM_ZN 45 [10]1011ssssss1234sAss5[13] [10]418416[9]00270101[#1234 NBA45][13]
32.	OPENING	1234	B5	Printer: D6500 Mode: SIA Mode:	DD/DD TT:TT L01 ACCT 1234 OPENING ZN 5 [10]1011ssssss1234sOsss5[13] [10]C5C215[9]00280101[#1234 NOP5][13]
33.	CLOSING	1234	C5	Printer: D6500 Mode: SIA Mode:	DD/DD TT:TT L01 ACCT 1234 CLOSING ZN 5 [10]1011ssssss1234sCsss5[13] [10]C35115[9]00290101[#1234 NCL5][13]
34.	CANCEL	1234	D5	Printer: D6500 Mode: SIA Mode:	DD/DD TT:TT L01 ACCT 1234 CANCEL ZN 5 [10]1011ssssss1234s\sss5[13] [10]3EE515[9]00300101[#1234 NOC5][13]
35.	RESTORE	1234	E5	Printer: D6500 Mode: SIA Mode:	DD/DD TT:TT L01 ACCT 1234 RESTORE ZN 5 [10]1011ssssss1234sRsss5[13] [10]B3E315[9]00310101[#1234 NUR5][13]
36.	TROUBLE	1234	F5	Printer: D6500 Mode: SIA Mode:	DD/DD TT:TT L01 ACCT 1234 TROUBLE ZN 5 [10]1011ssssss1234sTsss5[13] [10]F6F615[9]00320101[#1234 NBT5][13]

Table 109: Pulse 4/1E Menu 3.1.3.3 4/1 Extended = 2

#	Event	Account Number	Reporting Digit	Device/Mode	Displays
37.	ALARM	1234	45	Printer: D6500 Mode: SIA Mode:	DD/DD TT:TT L01 ACCT 1234 ALARM_ZN 45 [10]1011sssssss1234sAss45[13] [10]599816[9]00510102[#1234 NBA45][13]
38.	OPENING	1234	B5	Printer: D6500 Mode: SIA Mode:	DD/DD TT:TT L01 ACCT 1234 OPENING ZN B5 [10]1011sssssss1234sOssB5[13] [10]FA0016[9]00520102[#1234 NOPB5][13]
39.	CLOSING	1234	C5	Printer: D6500 Mode: SIA Mode:	DD/DD TT:TT L01 ACCT 1234 CLOSING ZN C5 [10]1011sssssss1234sCssC5[13] [10]571716[9]00530102[#1234 NCLC5][13]
40.	CANCEL	1234	D5	Printer: D6500 Mode: SIA Mode:	DD/DD TT:TT L01 ACCT 1234 CANCEL ZN D5 [10]1011sssssss1234s\ssD5[13] [10]F60416[9]00540102[#1234 NOCD5][13]
41.	RESTORE	1234	E5	Printer: D6500 Mode: SIA Mode:	DD/DD TT:TT L01 ACCT 1234 RESTORE ZN E5 [10]1011sssssss1234sRssE5[13] [10]345816[9]00550102[#1234 NURE5][13]
42.	TROUBLE	1234	F5	Printer: D6500 Mode: SIA Mode:	DD/DD TT:TT L01 ACCT 1234 TROUBLE ZN F5 [10]1011sssssss1234sTssF5[13] [10]FB2C16[9]00560102[#1234 NBTF5][13]

Table 110: Pulse 4/2

#	Event	Account Number	Reporting Digit	Device/Mode	Displays
43.	ALARM	1234	45	Printer: D6500 Mode: SIA Mode:	DD/DD TT:TT L01 ACCT 1234 ALARM_ZN 45 [10]1011sssssss1234sAss45[13] [10]220516[9]00330101[#1234 NBA45][13]
44.	OPENING	1234	B5	Printer: D6500 Mode: SIA Mode:	DD/DD TT:TT L01 ACCT 1234 OPENING B5 [10]1011sssssss1234sOssB5[13] [10]708D16[9]00340101[#1234 NOPB5][13]
45.	CLOSING	1234	C5	Printer: D6500 Mode: SIA Mode:	DD/DD TT:TT L01 ACCT 1234 CLOSING C5 [10]1011sssssss1234sCssC5[13] [10]DD9A16[9]00350101[#1234 NCLC5][13]
46.	CANCEL	1234	D5	Printer: D6500 Mode: SIA Mode:	DD/DD TT:TT L01 ACCT 1234 CANCEL D5 [10]1011sssssss1234s\ssD5[13] [10]4DC816[9]00360101[#1234 NOCD5][13]
47.	RESTORE	1234	E5	Printer: D6500 Mode: SIA Mode:	DD/DD TT:TT L01 ACCT 1234 RESTORE E5 [10]1011sssssss1234sRssE5[13] [10]8F9416[9]00370101[#1234 NURE5][13]
48.	TROUBLE	1234	F5	Printer: D6500 Mode: SIA Mode:	DD/DD TT:TT L01 ACCT 1234 TROUBLE F5 [10]1011sssssss1234sTssF5[13] [10]132316[9]00380101[#1234 NBTF5][13]

Table 111: Pulse 4/3

#	Event	Account Number	Reporting Digit	Device/Mode	Displays
49.	ALARM	1234	456	Printer: D6500 Mode: SIA Mode:	DD/DD TT:TT L01 ACCT 1234 ALARM_ZN 456 [10]1011ssssss1234sAs456[13] [10]D5C017[9]00390101[#1234 NBA456][13]
50.	OPENING	1234	B45	Printer: D6500 Mode: SIA Mode:	DD/DD TT:TT L01 ACCT 1234 OPENING B45 [10]1011ssssss1234sOsB45[13] [10]114C17[9]00400101[#1234 NOPB45][13]
51.	CLOSING	1234	C45	Printer: D6500 Mode: SIA Mode:	DD/DD TT:TT L01 ACCT 1234 CLOSING C45 [10]1011ssssss1234sCsC45[13] [10]1FA117[9]00410101[#1234 NCLC45][13]
52.	CANCEL	1234	D45	Printer: D6500 Mode: SIA Mode:	DD/DD TT:TT L01 ACCT 1234 CANCEL D45 [10]1011ssssss1234s\SD45[13] [10]E2B017[9]00420101[#1234 NOCD45][13]
53.	RESTORE	1234	E45	Printer: D6500 Mode: SIA Mode:	DD/DD TT:TT L01 ACCT 1234 RESTORE E45 [10]1011ssssss1234sRsE45[13] [10]DB7217[9]00430101[#1234 NURE45][13]
54.	TROUBLE	1234	F45	Printer: D6500 Mode: SIA Mode:	DD/DD TT:TT L01 ACCT 1234 TROUBLE F45 [10]1011ssssss1234sTsF45[13] [10]CC4C17[9]00440101[#1234 NBTF45][13]

Appendix F: Format ID (by Message Type) – D6600 Only



If D6600 Menu Item 2.5.17 equals 1, the following outputs apply.

Generic Example	D6500 Byte Description																					
	1	2	3	4	5	6	7	8	9	10	11	12	13	14	15	16	17	18	19	20	21	22
	h	9	r	r	l	s	s	s	s	a	a	a	a	C	C	C	C	C	C	C	C	t

Table 112: Generic Byte Description

#	Title	Description
1	Header Character (h)	Optional, check with the computer automation software for compatibility
2	Message Type	9
3-4	Receiver Number	Receiver gateway number from 01 to 99
5	Line/Group Number	Line number in the receiver gateway that sent the message
6-9	Spaces	Six spaces
10-13	Account Number	Account number, four digits
14-21	Channels	Channels 1 to 8
22	Trailer Character	Typically, this is HEX 14

Generic Example

SIA Mode Description

<LF><CRC><9><sequence#><receiver#><line#>[#aaa|CCCCCCCC]<CR>

Table 113: Generic SIA Byte Description

Title	Description
L	Standard line feed character
CRC	Cyclical redundancy check number
Message Type	9
sequence#	The message sequence number, the valid sequence number range is 0001 to 9999
receiver#	The receiver gateway that sent the message, valid digits are 01 to 99
line# (Line/Group #)	The line number of the line in the receiver gateway that sent the message. Valid digits are 00 to 99. The receiver uses Line 0 (zero) for internal messages.
account#	The communicator's account number, four digits.
CCCCCCCC	Channel 1 to 8



The heavier outlined row in *Table 112* and *Table 113* indicates the meaning of the shaded digit in the D6500 Byte Description, SIA Mode Description Generic Examples, and *Table 114*.

Table 114 shows examples for each format that the receiver supports. If Menu Item 2.5.17 = 1, the following message type follows a specific format ID. If Menu Item 2.5.17 = 0, the output to automation follows the standard message type ID.

Table 114: Message Examples			
#	Communication Format	Mode	Message
	Acron Super Fast	SIA: D6500:	[10]146D18900120101[#123 45678912][13] [10]9011sssss12345678912[14]
	Ademco Contact-ID	SIA: D6500:	[10]6A721Ca00140101[#7401 18113003003][13] [10]a011s740118113003003[14]
	Ademco 4-1 Express	SIA: D6500:	[10]1FDC12b00150101[#1234 7][13] [10]b011sssss1234sAss7[14]
	Ademco 4-2 Express	SIA: D6500:	[10]9D2F13c00160101[#1234 55][13] [10]c011sssss1234sAss55[14]
	Ademco High Speed/ Scancom	4-8-1 SIA: D6500:	[10]C3651Cf00180101[#1234 5678s9123s4][13] [10]f011ss1234s5678s9123s4[14]
		5-8-1 SIA: D6500:	[10]69311Df00190101[#12345 6789s1234s5][13] [10]f011s12345s6789s1234s5[14]
		6-8-1 SIA: D6500:	[10]42CD1Ef00200101[#123456 7891s2345s6][13] [10]f011123456s7891s2345s6[14]
	ADT SIA	SIA: D6500:	[10]0BB619G00480101[#0308 Nid39OP2][13] [10]G011[#0308 Nid39OP2][14]
	Caller ID	SIA: D6500:	[10]257B1Ce00570101[#0000 &9569688558][13] [10]e011sssss9569688558[14]
	CFSK	SIA: D6500:	[10]BDAE17i00270101[#123ABC 0108][13] [10]i011ssss123ABC0108ss[14]
	DSC/Sur-Gard 4-3	SIA: D6500:	[10]99EA17d00170101[#1234 NBA567][13] [10]d011sssss1234sAs567[14]
	DTMF 4-1	SIA: D6500:	[10]02A215t00400101[#1234 NBA5][13] [10]t011sssss1234sAss5[14]
	DTMF 4-2	SIA: D6500:	[10]40EC16u00410101[#1234 NBA56][13] [10]u011sssss1234sAss56[14]
	FBI Super Fast	SIA: D6500:	[10]921C15F00470101[#1234 5678][13] [10]F011sssss12345678ss[14]
	Internal Message	SIA: D500:	[10]5FB90EZ00090124[NLT][13] [10]Z010ssssssssssXss51[14]
	ITI	SIA: D6500:	[10]ABFB19i00490101[#MMTST g090A31][13] [10]i011sssMvMTSTg090A31[14]
	Link Test	SIA: D6500:	[10]2D270B[9]00920100[][13] [10]1010ssssssssss@ssss[14]
	Pulse	3-1 SIA: D6500:	[10]827316p00340101[#s123 NBA12][13] [10]p011sssss123sAss12[14]
		3-1E SIA: D6500:	[10]16A815p00330101[#s706 NBA1][13] [10]p011sssss706sAss1[14]
	Pulse 3-2	SIA: D6500:	[10]C37A16q00350101[#s706 NBA61][13] [10]q011sssss706sAss61[14]

Pulse	4-1	SIA: D6500:	[10]608F15r00360101[#7066 NBA0][13] [10]r011ssssss7066sAsss0[14]
	4-1E	SIA: D6500:	[10]5ACC16r00370101[#1234 NBA12][13] [10]r011ssssss1234sAss12[14]
Pulse	4-2	SIA: D6500:	[10]8A7F16s00380101[#7066 NBA02][13] [10]s011ssssss7066sAss02[14]
	4-2E	SIA: D6500:	[10]185317s00390101[#1234 NBA566][13] [10]s011ssssss1234sAs566[14]
Modem4/ModemIIla ² /ModemIId		SIA: D6500:	[10]8B9C1AA00440101[#1234 Nti1158LF][13] [10]A011ssssss1234s*ssss[14]
Modem II		SIA: D6500:	[10]942B15B00450101[#1481 NUR2][13] [10]B011ssssss1481sRsss2[14]
BFSK		SIA: D6500:	[10]FFF115C00460101[#s2B2 NBA3][13] [10]C011ssssss2B2sAsss3[14]
Robofon		SIA: D6500:	[10]2D3B15j00280101[#123ABC 12][13] [10]j011ssss123ABC12ssss[14]
Scancom	4-16-1	SIA: D6500:	[10]D47C26g00210101[#1234 2222s2222s2222s2222s2][13] [10]g011ss1234s2222s2222s2222s2222s2[14]
	5-16-1	SIA: D6500:	[10]91FC27g00220101[#12345 2222s2222s2222s2222s2][13] [10]g011s12345s2222s2222s2222s2222s2[14]
	6-16-1	SIA: D6500:	[10]13EA28g00230101[#123456 2222s2222s2222s2222s2][1 3] [10]g011123456s2222s2222s2222s2222s2[14]
Scancom	4-24-1	SIA: D6500:	[10]091930h00240101[#1234 2222s2222s2222s2222s2222s 2222s2][13] [10]h011ss1234s2222s2222s2222s2222s2222s2222s2[14]
	5-24-1	SIA: D6500:	[10]D4ED31h00250101[#12345 2222s2222s2222s2222s2222 s2222s2][13] [10]h011s12345s2222s2222s2222s2222s2222s2222s2[14]
	6-24-1	SIA: D6500:	[10]B51132h00260101[#123452 2222s2222s2222s2222s222 2s2222s2][13] [10]h011123452s2222s2222s2222s2222s2222s2222s2[14]
Seriee DTMF		SIA: D6500:	[10]61F619K00900101[#7080 *#000***][13] [10]K01113*7080*#000***[14]
Seriee FSK		SIA: D6500:	[10]352815k00290101[#123AB 101][13] [10]k011ssssss123ABs1s01[14]
Sescoa Super Speed		SIA: D6500:	[10]787215700110101[#0258 A56s][13] [10]7011ssssss0258sA56ss[14]
SIA		SIA: D6500:	[10]86E416[9]00500101[#7080 NBA01][13] [10]S011[#7080 NBA01][14]

	Silent Knight	FSK 0	SIA: D6500:	[10]3E6714E01040101[#4444 NOP][13] [10]E011ssssss4444sOssss[13]
		FSK80	SIA: D6500:	[10]3E6714E01040101[#4444 NBA13][13] [10]E011ssssss4444sAss08[14]
	Silent Knight	FSK1	SIA: D6500:	[10]DC7115m00300101[#7654 sA01][13] [10]m011s7654"sA01[14]
		FSK2	SIA: D6500:	[10]8AAC17m00310101[#123456 HA00][13] [10]m011s123456"HA00[14]
	Telim		SIA: D6500:	[10]C2EB26n00320101[#000257 1090000000110000000][13]] [10]n011s000257s1s090000000110000000[14]
	Varitech FSK 4-1, Varitech FSK 4-2	VFSK 4-2	SIA: D6500:	[10]8EFA16v00430101[#1234 NBA98][13] [10]v011ssssss1234sAss98[14]
		VFSK 4-1	SIA: D6500:	[10]802515v00420101[#1234 NBA9][13] [10]v011ssssss1234sAsss9[14]
	VONK		SIA: D6500:	[10]802515V00450101[#55 123456789ABCDEFG][13] [10]V01155123456789ABCDEFG [14]
	X-SIA		SIA: D6500:	[10]86E416[9]01430101[#1234 6011100*'THISISATEST'12][13] [10]S011[#1234 6011100*'THISISATEST'12][14]

Appendix G: ADT SIA Report Codes

Table 117: ADT SIA Report Codes	
Description	ADT SIA
System Event	
System Reset	
Reset Memory	
AC Fail	AA
AC Restore	AH
AC Fail 4 hour	AT
AC Fail 4 hour Restore	AJ
TELCO Line Trouble (Line 1 or Line 2)	LT
TELCO Line Trouble Restore (Line 1 or Line 2)	LR
Low Battery System	YT
Low Battery Restore	YR
Change Date	

Description	ADT SIA
Expansion Module	
Interactive Keypad Tamper	IA
Interactive Keypad Trouble – Supervision	IT
Interactive Keypad Restore	IR
Cardreader Alarm	DA
Cardreader Trouble	DT
Cardreader Restore	DR
Point Gateway Tamper Alarm	EA
Point Gateway Tamper – Supervision	ET
Point Gateway Restore	ER
Printer Tamper Alarm	PA
Printer Trouble – Supervision	PT
Printer Restore	PR

Description	ADT SIA
Downloading	
DLL Aborted	RA
Start DLL	RB
DLL Interrupted	RI
End DLL Altered	RS
DLL Comm Fail	RT
End DLL Not Altered	RG

Description	ADT SIA
Burglary	
BA Burg Alarm	BA
BA PT Bypass	BB
BA Restore	BR
BA Trouble	BT
BA PT Unbypass	BU

Description	ADT SIA
Open/Close	
BA Auto Close	CA
BA Auto Close with Bypass – within Group	CB
BA Trouble Closing (closed with burg during exit)	CF
BA Bypass Closing – within Group	CG
BA Closing	CL
BA Auto Open	OA
BA Irregular Opening	OI
BA Opening	OP
BA No Close – Sched close time expire	OT
BA Exit Fail, exit error (user)	EF

Description	ADT SIA
Fire	
Fire Alarm	FA
Fire Trouble	FT
Fire Restore	FR
Fire Alarm Silence	
Fire Point Bypass	FB
Fire Alarm Point Unbypass	FU
Supervisory Alarm	SS
Supervisory Trouble	ST
Supervisory Restore	SR
Supervisory Point Bypass	SB
Supervisory Unbypass	SU

Description	ADT SIA
Panic	
Hold-Up Alarm	HA
Hold-Up Point Trouble (sensor trouble)	HT
Hold-Up Restore	HR
Hold-Up Point Bypass	HB
Hold-Up Point Unbypass	HU
Hostage Alarm (Duress)	HH
Hostage Restore	HR
Medical Alarm	MA
Medical Restore	MR

Description	ADT SIA
Scheduling	
BA Change Close Time	
Change Auto On Level	
Change Close Time Print Only	

Description	ADT SIA
Other	
Supervised Bell Alarm	UA
Supervised Bell Trouble	UT
Supervised Bell Restore	UR
Remote Power Supply Alarm	UA
Remote Power Supply Trouble	UT
Remote Power Supply Restore	UR
Keyswitch Alarm	UA
Keyswitch Trouble	UT
Keyswitch Restore	UR
Janitor Keyswitch Alarm	UA
Janitor Keyswitch Trouble	UT
Janitor Keyswitch Restore	UR
Janitor On Premises (user on premises)	JI
Janitor Off Premises (user on premises restore)	JO
ADT On Premises	SI
ADT Off Premises	SO
Tamper Alarm	TA
Tamper Restore	TR
VVS Bypass	VB
VVS Unbypass	VU
Keypad Active	AC
Audible Walk Test	AT
Change Code	

Description	ADT SIA
Change Early Open	
Change Holiday	
Change Latest Close (sent to CMC only if Closing sched is altered)	CL
Change Open Time, schedule change	
Change Time, time/date reset	

Description	ADT SIA
System Test	
Walk Test, walk test mode	WT
Bell Test	BT
Hold-Up Test Alarm (sent to printer)	
Hold-Up Test Restore (sent to printer)	
Start FA Test, fire test	FM
End FA Test, fire test restore	FK
Start BA Test	BN
End BA Test	BK
Start Supervision Test	SM
End Supervision Test	SK
Start Hold-Up Test	HM
End Hold-Up Test	HK
Long Print	
Short Print	
Supervisory Test Print, manual trigger test report	ST
Supervisory Test Restore	ST
Fire Test Alarm Print, fire test	FA
Fire Test Restore Print, fire test restore	FR
BA Point Test Print	BT
BA Point Test Restore Print	BT
Hold-Up Suspicion Print	HS
Keypad No Access	NA
Untyped Bypass	UB
Untyped Unbypass	UU
Tamper Bypass	TB
Tamper Unbypass	TU
BA Diagnostics	BW
FA Diagnostics	FW
Output Trouble	UT
Output Restore	UR
Point Trouble	UT
Point Alarm, general alarm	UA

Description	ADT SIA
Point Restore, general alarm restore	UR
Untyped Diagnostics	UW
BA Weak Battery	BL
FA Weak Battery	FL
HA Weak Battery	HL
SA Weak Battery	SL
UA Weak Battery	UL

Description	ADT SIA
Access	
2 Man 2 nd Person	
Keypad Lockout	
Cardreader Irregular Access	DI
Manual PB Access, remote arm/disarm opening	MP
Access Denied Code Known, access denied	DK
Access Denied Code Unknown, access denied	DD

Description	ADT SIA
Dialer Test Report	
Dialer Test Report	RP1
Dialer Test Report with System Trouble	RP5

Appendix H: RB2000 Messages (D6600 Only)



For lines that are grouped, Gxx appears instead of Lxx.

Table 118: RB2000 Messages

#	Event	Device/ Mode	Display
1.	Mains Power Failure	SIA Printer	<header>[<VDS message>]<CR> MM/DD HH:MM Lxx RB2 ACCT xxxxxxxxxxxxxx +++ 0E 00 00 00 32
		SIA Printer	<header>[<VDS message>]<CR> MM/DD HH:MM Lxx RB2 ACCT xxxxxxxxxxxxxx +++ 0E 00 00 00 34
2.	Mains Power Return	SIA Printer	<header>[<VDS message>]<CR> MM/DD HH:MM Lxx RB2 ACCT xxxxxxxxxxxxxx +++ 0E 00 00 00 B2
		SIA Printer	<header>[<VDS message>]<CR> MM/DD HH:MM Lxx RB2 ACCT xxxxxxxxxxxxxx +++ 0E 00 00 00 B4
3.	Battery Broken	SIA Printer	<header>[<VDS message>]<CR> MM/DD HH:MM Lxx RB2 ACCT xxxxxxxxxxxxxx +++ 0E 00 00 00 33
4.	RF Y Battery Empty	SIA Printer	<header>[<VDS message>]<CR> MM/DD HH:MM Lxx RB2 ACCT xxxxxxxxxxxxxx +++ 0E 00 02 XY 33
5.	RF Y Battery Full	SIA Printer	<header>[<VDS message>]<CR> MM/DD HH:MM Lxx RB2 ACCT xxxxxxxxxxxxxx +++ 0E 00 00 00 B7
6.	HTS Battery Empty	SIA Printer	<header>[<VDS message>]<CR> MM/DD HH:MM Lxx RB2 ACCT xxxxxxxxxxxxxx +++ 0E 00 00 00 37
7.	HTS Battery Full	SIA Printer	<header>[<VDS message>]<CR> MM/DD HH:MM Lxx RB2 ACCT xxxxxxxxxxxxxx +++ 0E 00 00 00 B7
8.	Sensor Battery	SIA Printer	<header>[<VDS message>]<CR> MM/DD HH:MM Lxx RB2 ACCT xxxxxxxxxxxxxx +++ 0E 00 00 00 38
		SIA Printer	<header>[<VDS message>]<CR> MM/DD HH:MM Lxx RB2 ACCT xxxxxxxxxxxxxx +++ 0E 00 00 00 B8
9.	Technical Alarm	SIA Printer	<header>[<VDS message>]<CR> MM/DD HH:MM Lxx RB2 ACCT xxxxxxxxxxxxxx +++ 0E 00 00 00 41

Table 118: RB2000 Messages (continued)

#	Event	Device/ Mode	Display
10.	Technical Alarm Confirmed	SIA Printer	<header>[<VDS message>]<CR> MM/DD HH:MM Lxx RB2 ACCT xxxxxxxxxxxxxxx +++ 0E 00 00 00 C1
11.	PRO 100 Transmitter	SIA Printer SIA Printer	<header>[<VDS message>]<CR> MM/DD HH:MM Lxx RB2 ACCT xxxxxxxxxxxxxxx +++ 0E 00 00 00 42 <header>[<VDS message>]<CR> MM/DD HH:MM Lxx RB2 ACCT xxxxxxxxxxxxxxx +++ 0E 00 00 00 C2
12.	PRO 100 Pull Cord	SIA Printer SIA Printer	<header>[<VDS message>]<CR> MM/DD HH:MM Lxx RB2 ACCT xxxxxxxxxxxxxxx +++ 0E 00 00 00 43 <header>[<VDS message>]<CR> MM/DD HH:MM Lxx RB2 ACCT xxxxxxxxxxxxxxx +++ 0E 00 00 00 C3
13.	PRO 100 Situation Alarm	SIA Printer SIA Printer	<header>[<VDS message>]<CR> MM/DD HH:MM Lxx RB2 ACCT xxxxxxxxxxxxxxx +++ 0E 00 00 00 44 <header>[<VDS message>]<CR> MM/DD HH:MM Lxx RB2 ACCT xxxxxxxxxxxxxxx +++ 0E 00 00 00 C4
14.	Pull Switch	SIA Printer SIA Printer	<header>[<VDS message>]<CR> MM/DD HH:MM Lxx RB2 ACCT xxxxxxxxxxxxxxx +++ 0E 00 00 00 46 <header>[<VDS message>]<CR> MM/DD HH:MM Lxx RB2 ACCT xxxxxxxxxxxxxxx +++ 0E 00 00 00 C6
15.	Confirmation at Local Unit	SIA Printer SIA Printer	<header>[<VDS message>]<CR> MM/DD HH:MM Lxx RB2 ACCT xxxxxxxxxxxxxxx +++ 0E 00 00 00 47 <header>[<VDS message>]<CR> MM/DD HH:MM Lxx RB2 ACCT xxxxxxxxxxxxxxx +++ 0E 00 00 00 C7
16.	Hand Transmitter/ Button	SIA Printer SIA Printer	<header>[<VDS message>]<CR> MM/DD HH:MM Lxx RB2 ACCT xxxxxxxxxxxxxxx +++ 0E 00 00 00 48 <header>[<VDS message>]<CR> MM/DD HH:MM Lxx RB2 ACCT xxxxxxxxxxxxxxx +++ 0E 00 00 00 C8

Table 118: RB2000 Messages (continued)

#	Event	Device/ Mode	Display
17.	Emergency Button	SIA	<header>[<VDS message>]<CR>
		Printer	<header>[<VDS message>]<CR> MM/DD HH:MM Lxx RB2 ACCT xxxxxxxxxxxxxx +++ 0E 00 00 00 C9
18.	External Input X	SIA	<header>[<VDS message>]<CR>
		Printer	<header>[<VDS message>]<CR> MM/DD HH:MM Lxx RB2 ACCT xxxxxxxxxxxxxx +++ 0E 00 01 XX 49
19.	RF Y - Alarm	SIA	<header>[<VDS message>]<CR>
		Printer	<header>[<VDS message>]<CR> MM/DD HH:MM Lxx RB2 ACCT xxxxxxxxxxxxxx +++ 0E 00 02 XY 49
20.	Activity Monitor	SIA	<header>[<VDS message>]<CR>
		Printer	<header>[<VDS message>]<CR> MM/DD HH:MM Lxx RB2 ACCT xxxxxxxxxxxxxx +++ 0E 00 00 00 4A
21.	Fire Alarm	SIA	<header>[<VDS message>]<CR>
		Printer	<header>[<VDS message>]<CR> MM/DD HH:MM Lxx RB2 ACCT xxxxxxxxxxxxxx +++ 0E 00 00 00 4B
22.	Fire Alarm from Ext Input X	SIA	<header>[<VDS message>]<CR>
		Printer	<header>[<VDS message>]<CR> MM/DD HH:MM Lxx RB2 ACCT xxxxxxxxxxxxxx +++ 0E 00 01 XX 4B
23.	Intrusion	SIA	<header>[<VDS message>]<CR>
		Printer	<header>[<VDS message>]<CR> MM/DD HH:MM Lxx RB2 ACCT xxxxxxxxxxxxxx +++ 0E 00 00 00 4C
24.	Intrusion from Ext Input X	SIA	<header>[<VDS message>]<CR>
		Printer	<header>[<VDS message>]<CR> MM/DD HH:MM Lxx RB2 ACCT xxxxxxxxxxxxxx +++ 0E 00 01 XX 4C

Table 118: RB2000 Messages (continued)

#	Event	Device/ Mode	Display
25.	Intrusion from RF X	SIA Printer	<header>[<VDS message>]<CR> MM/DD HH:MM Lxx RB2 ACCT xxxxxxxxxxxxxxx +++ 0E 00 01 XX 4C
26.	External Alarm Button	SIA Printer SIA Printer	<header>[<VDS message>]<CR> MM/DD HH:MM Lxx RB2 ACCT xxxxxxxxxxxxxxx +++ 0E 00 00 00 4D <header>[<VDS message>]<CR> MM/DD HH:MM Lxx RB2 ACCT xxxxxxxxxxxxxxx +++ 0E 00 00 00 CD
27.	Protocol Error	SIA Printer SIA Printer	<header>[<VDS message>]<CR> MM/DD HH:MM Lxx RB2 ACCT xxxxxxxxxxxxxxx +++ 0E 00 00 00 4E <header>[<VDS message>]<CR> MM/DD HH:MM Lxx RB2 ACCT xxxxxxxxxxxxxxx +++ 0E 00 00 00 CE
28.	RF Y Error	SIA Printer SIA Printer	<header>[<VDS message>]<CR> MM/DD HH:MM Lxx RB2 ACCT xxxxxxxxxxxxxxx +++ 0E 00 02 XY 51 <header>[<VDS message>]<CR> MM/DD HH:MM Lxx RB2 ACCT xxxxxxxxxxxxxxx +++ 0E 00 02 XY D1
29.	RF Y Maintenance	SIA Printer SIA Printer	<header>[<VDS message>]<CR> MM/DD HH:MM Lxx RB2 ACCT xxxxxxxxxxxxxxx +++ 0E 00 02 XY 52 <header>[<VDS message>]<CR> MM/DD HH:MM Lxx RB2 ACCT xxxxxxxxxxxxxxx +++ 0E 00 02 XY D2
30.	RF Y Start	SIA Printer SIA Printer	<header>[<VDS message>]<CR> MM/DD HH:MM Lxx RB2 ACCT xxxxxxxxxxxxxxx +++ 0E 00 02 XY 53 <header>[<VDS message>]<CR> MM/DD HH:MM Lxx RB2 ACCT xxxxxxxxxxxxxxx +++ 0E 00 02 XY D3
31.	RF Y Disassembly	SIA Printer SIA Printer	<header>[<VDS message>]<CR> MM/DD HH:MM Lxx RB2 ACCT xxxxxxxxxxxxxxx +++ 0E 00 02 XY 54 <header>[<VDS message>]<CR> MM/DD HH:MM Lxx RB2 ACCT xxxxxxxxxxxxxxx +++ 0E 00 02 XY D4

Table 118: RB2000 Messages (continued)

#	Event	Device/ Mode	Display
32.	RF Y Test OK	SIA	<header>[<VDS message>]<CR>
		Printer	MM/DD HH:MM Lxx RB2 ACCT xxxxxxxxxxxxxx +++ 0E 00 02 XY 55
		SIA	<header>[<VDS message>]<CR>
		Printer	MM/DD HH:MM Lxx RB2 ACCT xxxxxxxxxxxxxx +++ 0E 00 02 XY D5
33.	RF Y Test NOK	SIA	<header>[<VDS message>]<CR>
		Printer	MM/DD HH:MM Lxx RB2 ACCT xxxxxxxxxxxxxx +++ 0E 00 02 XY 56
		SIA	<header>[<VDS message>]<CR>
		Printer	MM/DD HH:MM Lxx RB2 ACCT xxxxxxxxxxxxxx +++ 0E 00 02 XY D6
34.	RF Y Plug	SIA	<header>[<VDS message>]<CR>
		Printer	MM/DD HH:MM Lxx RB2 ACCT xxxxxxxxxxxxxx +++ 0E 00 02 XY 57
		SIA	<header>[<VDS message>]<CR>
		Printer	MM/DD HH:MM Lxx RB2 ACCT xxxxxxxxxxxxxx +++ 0E 00 02 XY D7
35.	RF Y Test	SIA	<header>[<VDS message>]<CR>
		Printer	MM/DD HH:MM Lxx RB2 ACCT xxxxxxxxxxxxxx +++ 0E 00 02 XY 58
		SIA	<header>[<VDS message>]<CR>
		Printer	MM/DD HH:MM Lxx RB2 ACCT xxxxxxxxxxxxxx +++ 0E 00 02 XY D8
36.	Outgoing Call HNZ	SIA	<header>[<VDS message>]<CR>
		Printer	MM/DD HH:MM Lxx RB2 ACCT xxxxxxxxxxxxxx +++ 0E 00 00 00 60
37.	Resetting	SIA	<header>[<VDS message>]<CR>
		Printer	MM/DD HH:MM Lxx RB2 ACCT xxxxxxxxxxxxxx +++ 0E 00 00 00 61
38.	Personal Sign In	SIA	<header>[<VDS message>]<CR>
		Printer	MM/DD HH:MM Lxx RB2 ACCT xxxxxxxxxxxxxx+++ 0E 00 00 00 62
39.	Personal Sign Out	SIA	<header>[<VDS message>]<CR>
		Printer	MM/DD HH:MM Lxx RB2 ACCT xxxxxxxxxxxxxx +++ 0E 00 00 00 63
40.	Door Alarm	SIA	<header>[<VDS message>]<CR>
		Printer	MM/DD HH:MM Lxx RB2 ACCT xxxxxxxxxxxxxx +++ 0E 00 00 00 64
41.	Bed Alarm	SIA	<header>[<VDS message>]<CR>
		Printer	MM/DD HH:MM Lxx RB2 ACCT xxxxxxxxxxxxxx +++ 0E 00 00 00 65

Table 118: RB2000 Messages (continued)

#	Event	Device/ Mode	Display
42.	Medical Remind	SIA Printer	<header>[<VDS message>]<CR> MM/DD HH:MM Lxx RB2 ACCT xxxxxxxxxxxxxx +++ 0E 00 00 00 66
43.	Message 1	SIA Printer	<header>[<VDS message>]<CR> MM/DD HH:MM Lxx RB2 ACCT xxxxxxxxxxxxxx +++ 0E 00 00 00 67
44.	Message 2	SIA Printer	<header>[<VDS message>]<CR> MM/DD HH:MM Lxx RB2 ACCT xxxxxxxxxxxxxx +++ 0E 00 00 00 68
45.	Message 3	SIA Printer	<header>[<VDS message>]<CR> MM/DD HH:MM Lxx RB2 ACCT xxxxxxxxxxxxxx +++ 0E 00 00 00 69
46.	Sign Out	SIA Printer	<header>[<VDS message>]<CR> MM/DD HH:MM Lxx RB2 ACCT xxxxxxxxxxxxxx +++ 0E 00 00 00 71
		SIA Printer	<header>[<VDS message>]<CR> MM/DD HH:MM Lxx RB2 ACCT xxxxxxxxxxxxxx +++ 0E 00 00 00 78
47.	Sign In	SIA Printer	<header>[<VDS message>]<CR> MM/DD HH:MM Lxx RB2 ACCT xxxxxxxxxxxxxx +++ 0E 00 00 00 F1
		SIA Printer	<header>[<VDS message>]<CR> MM/DD HH:MM Lxx RB2 ACCT xxxxxxxxxxxxxx +++ 0E 00 00 00 F8
48.	Service Call	SIA Printer	<header>[<VDS message>]<CR> MM/DD HH:MM Lxx RB2 ACCT xxxxxxxxxxxxxx +++ 0E 00 00 00 72
		SIA Printer	<header>[<VDS message>]<CR> MM/DD HH:MM Lxx RB2 ACCT xxxxxxxxxxxxxx +++ 0E 00 00 00 F2
49.	Repeated Call	SIA Printer	<header>[<VDS message>]<CR> MM/DD HH:MM Lxx RB2 ACCT xxxxxxxxxxxxxx +++ 0E 00 00 00 73
50.	Confirmation Call	SIA Printer	<header>[<VDS message>]<CR> MM/DD HH:MM Lxx RB2 ACCT xxxxxxxxxxxxxx +++ 0E 00 00 00 F3
51.	Pager Call Activated	SIA Printer	<header>[<VDS message>]<CR> MM/DD HH:MM Lxx RB2 ACCT xxxxxxxxxxxxxx +++ 0E 00 00 00 74

Table 118: RB2000 Messages (continued)

#	Event	Device/ Mode	Display
52.	Full Duplex Communication	SIA Printer	<header>[<VDS message>]<CR> MM/DD HH:MM Lxx RB2 ACCT xxxxxxxxxxxxxx +++ 0E 00 00 00 75
53.	Test Call	SIA Printer SIA Printer	<header>[<VDS message>]<CR> MM/DD HH:MM Lxx RB2 ACCT xxxxxxxxxxxxxx +++ 0E 00 00 00 79 <header>[<VDS message>]<CR> MM/DD HH:MM Lxx RB2 ACCT xxxxxxxxxxxxxx +++ 0E 00 00 00 F9
54.	RF Jamming	SIA Printer SIA Printer	<header>[<VDS message>]<CR> MM/DD HH:MM Lxx RB2 ACCT xxxxxxxxxxxxxx +++ 0E 00 00 00 7A <header>[<VDS message>]<CR> MM/DD HH:MM Lxx RB2 ACCT xxxxxxxxxxxxxx +++ 0E 00 00 00 FA
55.	RF Y No Alive	SIA Printer SIA Printer	<header>[<VDS message>]<CR> MM/DD HH:MM Lxx RB2 ACCT xxxxxxxxxxxxxx +++ 0E 00 02 XY 7B <header>[<VDS message>]<CR> MM/DD HH:MM Lxx RB2 ACCT xxxxxxxxxxxxxx +++ 0E 00 02 XY FB
56.	Call for Assistance	SIA Printer SIA Printer	<header>[<VDS message>]<CR> MM/DD HH:MM Lxx RB2 ACCT xxxxxxxxxxxxxx +++ 0E 00 00 00 7C <header>[<VDS message>]<CR> MM/DD HH:MM Lxx RB2 ACCT xxxxxxxxxxxxxx +++ 0E 00 00 00 FC
57.	Registration Call	SIA Printer SIA Printer	<header>[<VDS message>]<CR> MM/DD HH:MM Lxx RB2 ACCT xxxxxxxxxxxxxx +++ 0E 00 00 00 7D <header>[<VDS message>]<CR> MM/DD HH:MM Lxx RB2 ACCT xxxxxxxxxxxxxx +++ 0E 00 00 00 FD
58.	Manual Test Call	SIA Printer SIA Printer	<header>[<VDS message>]<CR> MM/DD HH:MM Lxx RB2 ACCT xxxxxxxxxxxxxx +++ 0E 00 00 00 7E <header>[<VDS message>]<CR> MM/DD HH:MM Lxx RB2 ACCT xxxxxxxxxxxxxx +++ 0E 00 00 00 FE

Table 118: RB2000 Messages (continued)

#	Event	Device/ Mode	Display
59.	Release Code XX XX	SIA Printer	<header>[<VDS message>]<CR> MM/DD HH:MM Lxx RB2 ACCT xxxxxxxxxxxxxx +++ 0E 00 XX XX FF
60.	Error Message HNZ2001	SIA Printer	<header>[<VDS message>]<CR> MM/DD HH:MM Lxx RB2 ACCT xxxxxxxxxxxxxx +++ 0E 01 YY XX 42
61.	Error Ended HNZ2001	SIA Printer	<header>[<VDS message>]<CR> MM/DD HH:MM Lxx RB2 ACCT xxxxxxxxxxxxxx +++ 0E 01 YY XX C2
62.	Status: Mains Power Failure	SIA Printer	<header>[<VDS message>]<CR> MM/DD HH:MM Lxx RB2 ACCT xxxxxxxxxxxxxx +++ A2 00 00 00 32
63.	Status: Battery Broken	SIA Printer	<header>[<VDS message>]<CR> MM/DD HH:MM Lxx RB2 ACCT xxxxxxxxxxxxxx +++ A2 00 00 00 33
	Status: Battery Empty	SIA Printer	<header>[<VDS message>]<CR> MM/DD HH:MM Lxx RB2 ACCT xxxxxxxxxxxxxx +++ A2 00 00 00 37
64.	Status: Signed Out	SIA Printer	<header>[<VDS message>]<CR> MM/DD HH:MM Lxx RB2 ACCT xxxxxxxxxxxxxx +++ A2 00 00 00 71
65.	Remote Programming Request	SIA Printer	<header>[<VDS message>]<CR> MM/DD HH:MM Lxx RB2 ACCT xxxxxxxxxxxxxx +++ 10 00 xx yy 70

Appendix I: SafeCom Messages (D6600 Only)



In D6500 Mode, the line number sent to the computer is only one digit. Refer to *Table 119*.



If Virtual Line is 00, it is disabled. The D6600 reports the actual D6600 line card number.

Table 119: Virtual Line Conversion Table

Line#	Converted to		Line#	Converted to	
	D6500	SIA		D6500	SIA
01	1	01	13	J	13
02	2	02	14	K	14
03	3	03	15	L	15
04	4	04	16	M	16
05	5	05	17	N	17
06	6	06	18	O	18
07	7	07	19	P	19
08	8	08	1A	Q	1a
09	9	09	1B	R	1b
0A	A	0a	1C	S	1c
0B	B	0b	1D	T	1d
0C	C	0c	1E	U	1e
0D	D	0d	1F	V	1f
0E	E	0e	20	W	20
0F	F	0f	21	X	21
10	G	10	22	Y	22
11	H	11	23	Y	22
12	I	12	FF	Y	22



For D6500 Mode, any Virtual Line greater than or equal to 22 is reported as Y.
For SIA Mode, any Virtual Line greater than or equal to 22 is reported as 22.

Table 120: SafeCom Messages - Line Card or Account Signals

#	Event	Device/ Mode	Display	Notes on Auto Output
1.	System Startup	6500 SIA ¹	hprrl00000100t <header>[#0000 0100]	
		Printer ²	dd/dd tt:tt Sxx SYSTEM STARTUP	
2.	Radio Restart	6500 SIA ¹	hprrl0aaa0100t <header>[#0aaa 0100]	
		Printer ²	dd/dd tt:tt Sxx aaa>restart	
3.	Battery Trouble	6500 SIA ¹	hprrl0aaa0103t <header>[#0aaa 0103]	
		Printer ²	dd/dd tt:tt Sxx aaa>BATTERY TROUBLE	
4.	Battery Restoral	6500 SIA ¹	hprrl0aaa0104t <header>[#0aaa 0104]	
		Printer ²	dd/dd tt:tt Sxx aaa battery restore	
5.	Aux. Fault	6500 SIA ¹	hprrl0aaa0103t <header>[#0aaa 0103]	Valid only for DP1000, PID-FE10
		Printer ²	dd/dd tt:tt Sxx aaa>AUX FAULT	
6.	Aux. Restoral	6500 SIA ¹	hprrl0aaa0104t <header>[#0aaa 0104]	Valid only for DP1000, PID-FE10
		Printer ²	dd/dd tt:tt Sxx aaa aux restore	
7.	AC Trouble	6500 SIA ¹	hprrl0aaa0105t <header>[#0aaa 0105]	
		Printer ²	dd/dd tt:tt Sxx aaa>AC TROUBLE	
8.	AC Restoral	6500 SIA ¹	hprrl0aaa0106t <header>[#0aaa 0106]	
		Printer ²	dd/dd tt:tt Sxx aaa ac restore	
9.	External Power Fail	6500 SIA ¹	hprrl0aaa0105t <header>[#0aaa 0105]	SC3100 PID-0330 or 0340, SC2104 PID-0430 or 0440
		Printer ²	dd/dd tt:tt Sxx aaa>POWER TROUBLE	
10.	External Power Restoral	6500 SIA ¹	hprrl0aaa0106t <header>[#0aaa 0106]	SC3100 PID-0330 or 0340, SC2104 PID-0430 or 0440
		Printer ²	dd/dd tt:tt Sxx aaa power restore	
11.	Remote Com Restore	6500 SIA ¹	hprrl0aaa0110t <header>[#0aaa 0110]	This indicates that the radio could not report a previous message (until just now).
		Printer ²	dd/dd tt:tt Sxx aaa>REMOTE COM RESTORE	
12.	RF Trouble	6500 SIA ¹	hprrl0aaa0111t <header>[#0aaa 0111]	
		Printer ²	dd/dd tt:tt Sxx aaa>RF TROUBLE	

Table 120: SafeCom Messages - Line Card or Account Signals									
#	Event	Device/ Mode	Display	Notes on Auto Output					
13.	RF Restore	6500 SIA ¹	hprrl0aaa0112t <header>[#0aaa 0112]						
		Printer ²	dd/dd tt:tt Sxx aaa rf restore						
14.	System RF Channel Busy	6500 SIA ¹	hprrl00000111t <header>[#0000 0111]						
		Printer ²	dd/dd tt:tt Sxx CHn>CHANNEL BUSY						
15.	System RF Channel Clear	6500 SIA ¹	hprrl00000112t <header>[#0000 0112]						
		Printer ²	dd/dd tt:tt Sxx CHn channel clear						
16.	Channel Busy	6500 SIA ¹	hprrl0aaa0121t <header>[#0aaa 0121]						
		Printer ²	dd/dd tt:tt Sxx aaa>CHANNEL BUSY						
17.	Channel Clear	6500 SIA ¹	hprrl0aaa0122t <header>[#0aaa 0122]						
		Printer ²	dd/dd tt:tt Sxx aaa channel clear						
18.	Dialer Error	6500 SIA ¹	hprrl0aaa022000t <header>[#0aaa 022000]	Dialer error is reported to automation in a format similar to 3-1 event.					
		Printer ²	dd/dd tt:tt Sxx aaa>DIALER ERROR e "e" is error code. See below for details:						
			<table border="0"> <tr> <td>0 -unknown error</td> <td>4 -unexpected disconnect</td> </tr> <tr> <td>1 -dialing error</td> <td>5 -validation error</td> </tr> <tr> <td>2 -handshake error</td> <td>6 -priority error</td> </tr> <tr> <td>3 -noise error</td> <td></td> </tr> </table>		0 -unknown error	4 -unexpected disconnect	1 -dialing error	5 -validation error	2 -handshake error
0 -unknown error	4 -unexpected disconnect								
1 -dialing error	5 -validation error								
2 -handshake error	6 -priority error								
3 -noise error									
19.	Tamper Fault	6500 SIA ¹	hprrl0aaa03200301t <header>[#0aaa 03200301]						
		Printer ²	dd/dd tt:tt Sxx aaa>TAMPER FAULT						
20.	Tamper Restore	6500 SIA ¹	hprrl0aaa03200101t <header>[#0aaa 03200101]						
		Printer ²	dd/dd tt:tt Sxx aaa tamper restore						
21.	Phone Line Fail	6500 SIA ¹	hprrl0aaa03200301t <header>[#0aaa 03200301]	Valid only for SC2104					
		Printer ²	dd/dd tt:tt Sxx aaa>TELCO TROUBLE						
22.	Phone Line Restore	6500 SIA ¹	hprrl0aaa03200101t <header>[#0aaa 03200101]	Valid only for SC2104					
		Printer ²	dd/dd tt:tt Sxx aaa telco restore						
23.	Aux. Power Fail	6500 SIA ¹	hprrl0aaa03200301t <header>[#0aaa 03200301]	Valid only for SC5000					
		Printer ²	dd/dd tt:tt Sxx aaa>AUX POWER TROUBLE						

Table 120: SafeCom Messages - Line Card or Account Signals

#	Event	Device/ Mode	Display	Notes on Auto Output
24.	Aux. Power Restore	6500 SIA ¹	hprrl0aaa03200101t <header>[#0aaa 03200101]	Valid only for SC5000
		Printer ²	dd/dd tt:tt Sxx aaa aux power restore	
25.	Fire Panic	6500 SIA ¹	hprrl0aaa03200302t <header>[#0aaa 03200302]	Valid only for SC5000
		Printer ²	dd/dd tt:tt Sxx aaa>FIRE PANIC	
26.	Burglary Panic	6500 SIA ¹	hprrl0aaa03200303t <header>[#0aaa 03200303]	Valid only for SC5000
		Printer ²	dd/dd tt:tt Sxx aaa>BURGLARY PANIC	
27.	Silent/Medical Panic	6500 SIA ¹	hprrl0aaa03200304t <header>[#0aaa 03200304]	Valid only for SC5000
		Printer ²	dd/dd tt:tt Sxx aaa>SILENT/MEDICAL PANIC	
28.	Operator Evacuation Bell	6500 SIA ¹	hprrl0aaa03200305t <header>[#0aaa 03200305]	Valid only for SC5000
		Printer ²	dd/dd tt:tt Sxx aaa>OPERATOR EVACUATION	
29.	Input Normal	6500 SIA ¹	hprrl0aaa0320011it <header>[#0aaa 0320011i]	
		Printer ²	dd/dd tt:tt Sxx aaa normal: input i	
30.	Input Open	6500 SIA ¹	hprrl0aaa0320021it <header>[#0aaa 0320021i]	
		Printer ²	dd/dd tt:tt Sxx aaa>OPENED: input i	
31.	Input Short	6500 SIA ¹	hprrl0aaa0320031it <header>[#0aaa 0320031i]	
		Printer ²	dd/dd tt:tt Sxx aaa>SHORTED: input i	
32.	Input Bypass	6500 SIA ¹	hprrl0aaa0320041it <header>[#0aaa 0320041i]	
		Printer ²	dd/dd tt:tt Sxx aaa bypass: input i	
33.	Input Unbypass	6500 SIA ¹	hprrl0aaa0320051it <header>[#0aaa 0320051i]	
		Printer ²	dd/dd tt:tt Sxx aaa unbypass: input i	
34.	Zone Restore	6500 SIA ¹	hprrl0aaa0320011zt <header>[#0aaa 0320011z]	Valid only for SC5000
		Printer ²	dd/dd tt:tt Sxx aaa restore: zone z	

Table 120: SafeCom Messages - Line Card or Account Signals				
#	Event	Device/ Mode	Display	Notes on Auto Output
35.	Zone Trouble	6500 SIA ¹	hprrl0aaa0320021zt <header>[#0aaa 0320021z]	Valid only for SC5000
		Printer ²	dd/dd tt:tt Sxx aaa>TROUBLE: zone z	
36.	Fire Alarm	6500 SIA ¹	hprrl0aaa0320031zt <header>[#0aaa 0320031z]	Valid only for SC5000, depending on the zone type
		Printer ²	dd/dd tt:tt Sxx aaa>FIRE: zone z	
37.	Silent Alarm	6500 SIA ¹	hprrl0aaa0320031zt <header>[#0aaa 0320031z]	Valid only for SC5000, depending on the zone type
		Printer ²	dd/dd tt:tt Sxx aaa>SILENT: zone z	
38.	Burglary Alarm	6500 SIA ¹	hprrl0aaa0320031zt <header>[#0aaa 0320031z]	Valid only for SC5000, depending on the zone type
		Printer ²	dd/dd tt:tt Sxx aaa>BURGLARY: zone z	
39.	Zone Bypass	6500 SIA ¹	hprrl0aaa0320041zt <header>[#0aaa 0320041z]	Valid only for SC5000
		Printer ²	dd/dd tt:tt Sxx aaa BYPASS: zone z	
40.	Zone Unbypass	6500 SIA ¹	hprrl0aaa0320051zt <header>[#0aaa 0320051z]	Valid only for SC5000
		Printer ²	dd/dd tt:tt Sxx aaa unbypass: zone z	
41.	Operator Armed	6500 SIA ¹	hprrl0aaa03200600t <header>[#0aaa 03200600]	Valid only for SC5000
		Printer ²	dd/dd tt:tt Sxx aaa OPERATOR ARMED	
42.	User Armed	6500 SIA ¹	hprrl0aaa03200600u <header>[#0aaa 0320060u]	Valid only for SC5000
		Printer ²	dd/dd tt:tt Sxx aaa ARMED: user u	
43.	Operator Disarmed	6500 SIA ¹	hprrl0aaa03200700t <header>[#0aaa 03200700]	Valid only for SC5000
		Printer ²	dd/dd tt:tt Sxx aaa>OPERATOR DISARMED	
44.	User Disarmed	6500 SIA ¹	hprrl0aaa03200700u <header>[#0aaa 0320070u]	Valid only for SC5000
		Printer ²	dd/dd tt:tt Sxx aaa>DISARMED: user u	
45.	User Duress	6500 SIA ¹	hprrl0aaa03200800t <header>[#0aaa 0320080u]	Valid only for SC5000
		Printer ²	dd/dd tt:tt Sxx aaa>DURESS: user u	
		6500 SIA1	hprrl0aaa03200900t <header>[#0aaa 03200900]	
		Printer2	dd/dd tt:tt Sxx aaa OPERATOR CANCEL	
		6500 SIA1	hprrl0aaa03200900u <header>[#0aaa 0320090u]	
		Printer2	dd/dd tt:tt Sxx aaa CANCEL: user u	
1 -	Refer to Table	Explanation of Automation Output Items (within Message Body only).		
2 -	Refer to Table	Explanation of Printer Output Items.		

13.	Modem II - PID 0x72, Expanded, without Status Report	6500 SIA ¹	hprrlaaaa0322ezzzt <header>[#aaaa 0322ezxx]
		Printer ²	dd/dd tt:tt Sxx aaa>(aaaa) e zzz >>>>>>>>>>>>>>>> aaa>XXXXXXXX
14.	Modem II - PID 0x72, Expanded, with Status Report	6500 SIA ¹	hprrlaaaa0322ezzzt <header>[#aaaa 0322ezzz]
		Printer ²	dd/dd tt:tt Sxx aaa>(aaaa) e zxx >>>>>>>>>>>>>>>> aaa>STATUS:XXXXXXXX
15.	Modem II - PID 0xBB	6500 SIA ^{1, 3}	hprrlaaaa0621aaeezzz000t <header>[#aaaa 0621aaeezzz000]
		Printer ²	dd/dd tt:tt Sxx aaa>(aaaa) aa ee zzz >>>>>>>>>>>>>>>> aaa>XXXXXXXX
16.	Modem IIe/IIIa2	6500 SIA ^{1, 3}	hprrlaaaa0621aaeezzz000t <header>[#aaaa 0621aaeezzz000]
		Printer ²	dd/dd tt:tt Sxx aaa>(aaaa) aa ee zzz >>>>>>>>>>>>>>>> aaa>XXXXXXXX
17.	Modem IIe/IIIa2 with 4-Digit Zone	6500 SIA ^{1, 3}	hprrlaaaa0622aaeezzzz00t <header>[#aaaa 0622aaeezzzz00]
		Printer ²	dd/dd tt:tt Sxx aaa>(aaaa) aa ee zzzz >>>>>>>>>>>>>>>> aaa>XXXXXXXX
1 -	Refer to Table	Explanation of Automation Output Items (within Message Body only).	
2 -	Refer to Table	Explanation of Printer Output Items.	
3 -	Refer to Table	Supported Event Codes.	

Table 122: Explanation of Automation Output Items (within Message Body only)

Character	Meaning
aaa	Radio account number (in hex), range: 001 to 9C4.
i	Input number, range: 1 to 8.
z	Zone number, range: 1 to 8.
u	User number, range: 1 to 8.
aaaa	Control panel account number.
e ee eee eeee	Event code.
eeeeeeee	Event codes for Zone 1 thru 8 (Ademco 4-9 High Speed only).
t	Type code.
z zz zzz zzzz zzzzzz	Zone (or contact) code.
gg	Group number.
ff	Function code.
aa	Area code.
q	Event qualifier (1: new event or opening, 3: restoral or closing, 6: previous message) (Ademco Contact ID only).
ccc	Hex contact or user code.

Table 123: Explanation of Printer Output Items

Character	Meaning
dd/dd	Month and day (MM/DD).
tt:tt	Time of message receipt (HH:MM).
S	SafeCom
xx	Line card number, range: 01 to 08.
n	Radio channel number, range: 1 to 8.
aaa	Radio account number (in hex), range: 001 to 9C4.
>	If exists, the signal is in high priority.
e	Error code (for dialer error signals only), range: 0 to 6.
i	Input number, range: 1 to 8.
z	Zone number, range: 1 to 8.
u	User number, range: 1 to 8.
(aaaa)	Control panel account number.

Table 124: Explanation of Printer Output Items (continued)

Character	Meaning
e ee eee	Event code.
eeee eeee	Event codes for Zone 1 thru 8 (Ademco 4-9 High Speed only).
t	Type code.
z zz zzz	Zone (or contact) code.
gg	Group number.
f	Function code.
aa	Area code.
XXXXXXXX	Translation text embedded (only when valid digital XLAT is selected for the radio account).
TTTTTTTT	Event type can be NEW, RESTORE, or PRIOR (Ademco Contact ID only).
q	Event qualifier (1: new event or opening, 3: restoral or closing, 6: previous message) (Ademco Contact ID only).

Modem Ite Format

DD/MM HH:MM:SS NNN > (DDDD) AA EE ZZZ

Modem Ite messages are reported as AA EE ZZZ where AA is the area code, EE is the event code from Table , and ZZZ is the zone or user code. For example: 01 EF 009 = area 1, alarm zone 9.

Table 125: Supported Event Codes

Code	Meaning	Code	Meaning
FE	Listen in.	D4	Walk test point.
FD	Fail to call RAM.	D3	Extend close time by user ZZZ.
FC	Access granted.	D2	Cancel by user ZZZ.
FB	Duress user ZZZ.	D1	Status = open.
FA	User ZZZ alarm 7.	D0	Open by user ZZZ.
F9	User ZZZ alarm 9.	CF	Force close by user ZZZ.
F8	Point ZZZ bypass.	CE	Status = closed.
F7	Point ZZZ forced bypass.	CD	Close by user ZZZ.
F6	Status = alarm ZZZ.	CC	Test report.
F5	Status = trouble ZZZ.	CB	Log at threshold.
F4	Fire alarm ZZZ.	CA	Log overflow.
F3	Fire trouble ZZZ.	C9	Parameter change.
F2	Missing fire ZZZ.	C8	User code tamper by user ZZZ.
F1	Fire restore ZZZ.	C7	User code for user ZZZ added or changed.
F0	Fire trouble restore ZZZ.	C6	Sked ZZZ execute.
EF	Alarm ZZZ.	C5	Sked ZZZ changed.
EE	Trouble ZZZ.	C4	Date changed by user ZZZ.
ED	Restore ZZZ.	C3	Time changed by user ZZZ.
EC	Missing alarm ZZZ.	C2	User level set by user ZZZ.
EB	Missing trouble ZZZ.	C1	Valid programmer access by SDI device ZZZ.
EA	Point ZZZ open.	C0	Invalid programmer access by SDI device ZZZ.
E9	Point ZZZ close.	BF	Valid RAM access on phone ZZZ.
E8	Extra point ZZZ.	BE	Invalid RAM access on phone ZZZ.
E7	Point bus trouble.	BD	Comm fail phone ZZZ.
E6	All points tested.	BC	Comm restore phone ZZZ.
E5	Restoral from alarm.	BB	Phone line ZZZ fail.
E4	Fire cancel.	BA	Phone line ZZZ restore.
E3	User code added.	B9	SDI device ZZZ trouble.
E2	Service start.	B8	SDI device ZZZ restore.
E1	Service end.	B7	Panel AC fail.
E0	Sensor ZZZ reset.	B6	Panel AC restore.
DF	Relay ZZZ set.	B5	Panel battery missing.
DE	Relay ZZZ reset.	B4	Panel battery low.
DD	Panel was forced armed.	B3	Panel battery restore.
DC	Create status report.	B2	Panel watchdog activated.
DB	Fire walk start by user ZZZ.	B1	Supervision (non-fire) ZZZ.
DA	Fire walk end.	B0	Remote reset.
D9	Walk test start by user ZZZ.	AF	ROM checksum failure.
D8	Walk test end.	AE	Memory failure.

Table 125: Supported Event Codes (continued)

Code	Meaning	Code	Meaning
D7	Fail to open.	AD	Reboot
D6	Fail to close.	AC	Parameter checksum failure.
D5	Area watch by user ZZZ.	AB	Force perimeter instant by user ZZZ.
A6	Perimeter delayed by user ZZZ.	77	Status RF trans low battery point ZZZ.
A5	Passcode for user ZZZ deleted.	76	Status RF trans tamper alarm point ZZZ.
A4	Point bus restore.	75	Status RF trans tamper trouble point ZZZ.
A2	Transmitter point ZZZ battery low.	74	Sensor Trouble point ZZZ.
A1	Transmitter point ZZZ battery restore.	73	Sensor Trouble Restoral point ZZZ.
A0	Transmitter point ZZZ tamper restore.	72	Status fire missing point ZZZ.
9F	RF receiver trouble by SDI device ZZZ.	71	Status missing alarm point ZZZ.
9A	Extra RF point ZZZ.	70	Status missing trouble point ZZZ.
99	RF receiver restore by SDI device ZZZ.	6F	Status door forced point ZZZ.
98	RF interference by SDI device ZZZ.	6E	Door locked point ZZZ.
95	Transmitter point ZZZ tamper alarm.	6D	Missing fire supervision point ZZZ.
94	Transmitter point ZZZ tamper trouble.	6C	Missing supervision point ZZZ.
92	Equipment restoral by SDI device ZZZ.	6B	Status missing fire supervision point ZZZ.
91	Card assigned by user ZZZ.	6A	Status missing supervision point ZZZ.
90	Card deleted by user ZZZ.	69	Status door left open point ZZZ.
8F	Door cycled point ZZZ.	68	Failed to execute point ZZZ.
8E	Door unlocked point ZZZ.	5F	Analog service point ZZZ.
8D	Door locked point ZZZ.	5E	Analog restoral point ZZZ.
8C	No entry point ZZZ.	5D	Status analog service point ZZZ.
8B	Door left open point ZZZ.	5C	Test Failed path ZZZ.
8A	Door request point ZZZ.	5B	External device ZZZ.
89	Network failure path ZZZ.	5A	Custom Function ZZZ Executed.
88	Network restoral path ZZZ.	59	Low Temperature point ZZZ.
87	Network condition path ZZZ.	58	Low Temperature Restoral point ZZZ.
86	Equipment fail by SDI device ZZZ.	56	Unverified Event point ZZZ.
85	Status supervision point ZZZ.	55	Printer Status by SDI device ZZZ.
84	Fire Supervision Restoral point ZZZ.	54	Abort by user ZZZ.
83	Fire supervision point ZZZ.	53	Service Request.
82	Fire Supervision Trouble point ZZZ.	52	Output ZZZ State.
81	Fire Supervision Trouble Restoral point ZZZ.	51	Output ZZZ State Restoral.
7F	Status fire supervision point ZZZ.	50	Bypass Restoral point ZZZ.
7E	Extra account path ZZZ.	4F	Alarm Silenced point ZZZ.
7D	Low signal strength path ZZZ.	4E	Alarm-Panel Substitution path ZZZ.
7C	RF receiver tamper by SDI device ZZZ.		

Appendix J: Acknowledgement from Automation Software to D6600/D6100IPv6 Receiver



If a response other than a valid ACK or NAK is received, the receiver will transmit the last message again. It will continue to send the same message until a valid NAK or ACK is received.

1. Automation software to receiver, ACK.

The ACK from automation to receiver structure:

D6500 mode:

<0x06>

1 byte length and value is 0x06

SIA mode:

<LF><CRC><TAB><sequence#><receiver#><line>[]<CR>

LF	Standard line feed character.
CRC	Cyclical Redundancy Check number. (Calculated the same as in SIA DC-07)
TAB	09 hex
Sequence#	The message sequence number of the message which to be acknowledged.
Receiver#	The Receiver/Gateway number of the message to be acknowledged.
Line#(Line/Group #)	The line/group number of the message to be acknowledged.
CR	SIA trailer char, hex 0D

2. Automation software to receiver, NAK.



A NAK response from automation software will force the receiver to transmit the last message again. If 3 sequential NAKs are received for the same message, then the receiver will skip that message and move to the next one.

The NAK from automation to receiver structure:

D6500 mode:

<0x15>

1 byte length and value is 0x15

SIA mode:

<LF><CRC><TAB><0000><receiver#><00>[]<CR>

LF	Standard line feed character.
CRC	Cyclical Redundancy Check number. (Calculated the same as in SIA DC-07)
TAB	09 hex
0000	The message sequence number, fixed 0000 for NAK.
Receiver#	The Receiver/Gateway that receives the NAK message, valid digits are: 01-99 for D6600.
00	The line number, fixed 00 for NAK.
CR	SIA trailer char, hex 0D

Appendix K: Cyclic Redundancy Check (CRC) Calculation

This CRC calculation section is referenced from the SIA DC-07 Computer Interface Standard. The calculations for CRCs to the Bosch receivers are performed in the same manner.

CRCs are based on treating bit strings as representations of polynomials with coefficients of 0 and 1 only. An n-bit message is regarded as the coefficient list for a polynomial with n terms, ranging from x^{n-1} (high order bit) to x^0 (low order bit).

For example, 110001 has 6 bits and thus represents a six term polynomial with coefficients 1, 1, 0, 0, 0, and 1: $x^5 + x^4 + x^0$.

When the polynomial code method is employed, the sender and receiver must agree upon a generator polynomial in advance. Both the high order and low order bits of the generator must be 1. The basic idea is that the polynomial represented by the check summed message is divided by the generator. If there is a remainder, then there has been a transmission error.

A 16 bit generator polynomial which has been widely implemented in data transfer protocols (such as XMODEM CRC) is:

$$X^{16} + X^{15} + X^2 + 1$$

This polynomial is called CRC-16. It catches all single and double errors, all errors with an odd number of bits, all burst errors of 16 bits or less, 99.997% (1/32768 chance of failure) of 17 bit burst errors, and 99.998% of 18 bit and longer burst errors (1/65536 chance of failure).

Polynomial arithmetic is done modulo 2, according to the rules of algebraic field theory, and therefore should be performed with simple exclusive-ORs. Floating point is not required.

Calculation Routines

Two calculation routines are shown below, which each yield the same results. The second method of CRC calculation greatly speeds CRC processing, but does require a 512 byte table.

Calculation Method 1

The following C Language program illustrates CRC calculation. It can be compiled as shown with many compilers to demonstrate the CRC process.

```
/* THESE INCLUDES FOR MICROSOFT C 5.1 */
#include "stdio.h"
#include "stdlib.h"

/* FORWARDS */
unsigned int calcCRC(unsigned CRC, int ch);

void main(void)
{
    unsigned int CRC;    /* 16 BIT CRC RESULT */
    int count, ch;
    char *ptr, str[1024];
```

```

CRC = 0;
count = 0;
printf("Input string for CRC calculation (<CR> to end): ");
ptr = gets(str);
while (ch = *ptr++)
    {
        CRC = calcCRC(CRC, ch); /* CALL CRC FUNCTION BELOW */
        printf("\nChar %c [%2.2x] CRC is %4.4x, %2.2x count",
            (ch > 32) ? ch : '.', ch, CRC, ++count);
    }
}

unsigned int calcCRC(unsigned CRC, int ch)
{
int i;
unsigned char temp;

temp = (unsigned char)ch; /* TREAT LOCALLY AS UNSIGNED */
for (i = 0; i < 8; i++) /* DO 8 BITS */
    {
        temp ^= CRC & 1; /* PROCESS LSB */
        CRC >>= 1; /* SHIFT RIGHT */
        if (temp & 1)
            CRC ^= 0xA001; /* IF LSB SET,ADD FEEDBACK */
        temp >>= 1; /* GO TO NEXT BIT */
    }
return CRC;
}

```

Calculation Method 2

Alternatively, the routine calcCRC could be replaced by the following, faster routine:

```

void calcCRC2(unsigned int CRC, int ch)
{
static unsigned int crcTable[] = {
/* DEFINE THE FIRST ORDER POLINOMIAL TABLE */
0x0000,0xc0c1,0xc181,0x0140,0xc301,0x03c0,0x0280,0xc241,
0xc601,0x06c0,0x0780,0xc741,0x0500,0xc5c1,0xc481,0x0440,
0xcc01,0x0cc0,0x0d80,0xcd41,0x0f00,0xcfc1,0xce81,0x0e40,
0x0a00,0xcac1,0xcb81,0x0b40,0xc901,0x09c0,0x0880,0xc841,
0xd801,0x18c0,0x1980,0xd941,0x1b00,0xdbc1,0xda81,0x1a40,
0x1e00,0xdec1,0xdf81,0x1f40,0xdd01,0x1dc0,0x1c80,0xdc41,
0x1400,0xd4c1,0xd581,0x1540,0xd701,0x17c0,0x1680,0xd641,
0xd201,0x12c0,0x1380,0xd341,0x1100,0xd1c1,0xd081,0x1040,
0xf001,0x30c0,0x3180,0xf141,0x3300,0xf3c1,0xf281,0x3240,
0x3600,0xf6c1,0xf781,0x3740,0xf501,0x35c0,0x3480,0xf441,
0x3c00,0xfcc1,0xfd81,0x3d40,0xff01,0x3fc0,0x3e80,0xfe41,
0xfa01,0x3ac0,0x3b80,0xfb41,0x3900,0xf9c1,0xf881,0x3840,
0x2800,0xe8c1,0xe981,0x2940,0xbe01,0x2bc0,0x2a80,0xea41,
0xee01,0x2ec0,0x2f80,0xef41,0x2d00,0xedc1,0xec81,0x2c40,
0xe401,0x24c0,0x2580,0xe541,0x2700,0xe7c1,0xe681,0x2640,
0x2200,0xe2c1,0xe381,0x2340,0xe101,0x21c0,0x2080,0xe041,

```

```
0xa001,0x60c0,0x6180,0xa141,0x6300,0xa3c1,0xa281,0x6240,  
0x6600,0xa6c1,0xa781,0x6740,0xa501,0x65c0,0x6480,0xa441,  
0x6c00,0xacc1,0xad81,0x6d40,0xaf01,0x6fc0,0x6e80,0xae41,  
0xaa01,0x6ac0,0x6b80,0xab41,0x6900,0xa9c1,0xa881,0x6840,  
0x7800,0xb8c1,0xb981,0x7940,0xbb01,0x7bc0,0x7a80,0xba41,  
0xbe01,0x7ec0,0x7f80,0xbf41,0x7d00,0xbdc1,0xbc81,0x7c40,  
0xb401,0x74c0,0x7580,0xb541,0x7700,0xb7c1,0xb681,0x7640,  
0x7200,0xb2c1,0xb381,0x7340,0xb101,0x71c0,0x7080,0xb041,  
0x5000,0x90c1,0x9181,0x5140,0x9301,0x53c0,0x5280,0x9241,  
0x9601,0x56c0,0x5780,0x9741,0x5500,0x95c1,0x9481,0x5440,  
0x9c01,0x5cc0,0x5d80,0x9d41,0x5f00,0x9fc1,0x9e81,0x5e40,  
0x5a00,0x9ac1,0x9b81,0x5b40,0x9901,0x59c0,0x5880,0x9841,  
0x8801,0x48c0,0x4980,0x8941,0x4b00,0x8bc1,0x8a81,0x4a40,  
0x4e00,0x8ec1,0x8f81,0x4f40,0x8d01,0x4dc0,0x4c80,0x8c41,  
0x4400,0x84c1,0x8581,0x4540,0x8701,0x47c0,0x4680,0x8641,  
0x8201,0x42c0,0x4380,0x8341,0x4100,0x81c1,0x8081,0x4040,  
};
```

```
unsigned char temp;
```

```
temp = (unsigned char)ch;
```

```
return (CRC >> 8) ^ (crcTable[temp ^ (CRC & 0xff)]);
```

Appendix L: Network Automation

Overview

Network automation is a function of the receiver that allows the receiver to send the information from the receiver to the automation software using a network connection instead of a RS-232 serial connection to COM3 on the receivers. The receivers only support one method of automation connection, either RS-232 serial on COM3 or network automation using Conettix IP connection on a D6600 or D6100IPv6. One method is not a fail over for the other.

Network automation works by programming the receiver to send the events using the D6686/D6682/D6680 on COM4 of a D6600 or the on-board IP of the D6100IPv6/D6100i. Automation must be able to receive these events using UDP/IP over the network and able to send the ACK or NAK back to the receiver. Verify if the automation vendor is compatible with the Bosch network automation configuration.

Automation Information

The Bosch receivers send events over the network using UDP/IP to the IP Address of the PC that the automation software is running on and the port # that the automation is listening for the receiver on. Each receiver should be sending to a unique port # on the automation PC. The automation will receive each packet and must cache the source IP address and source port # to be used for the ACK or NAK packet creation. The automation will extract the data portion of the UDP packet and process the data to create an ACK or NAK as it normally would.



The data portion of the IP packets is identical to the data that is sent over RS-232 serial to automation. Automation should process the data in the exact same manner as it would when received over serial.

The automation shall reply to the receiver with the proper ACK or NAK in the data portion of a UDP packet using the cached source IP Address and port # as the destination IP Address and port #. Here is an example of this process:

- Link Test from receiver to automation example
 - Link Test packet is sent from receiver IP Address 192.168.1.10 Port # 7700 to automation on IP Address 192.168.1.200 Port #10000.
 - Source IP Address 192.168.1.10
 - Source Port # 7700
 - Destination IP Address 192.168.1.200
 - Destination Port # 10000
 - Automation accepts the packet, caches the source IP Address and Port #
 - Processes the data portion of the packet and generates the ACK/NAK for the data portion of the reply packet.
 - ACK/NAK reply packet is sent from automation IP Address 192.168.1.200 Port #10000 to receiver IP Address 192.168.1.10 Port #7700.
 - Source IP Address 192.168.1.200
 - Source Port 10000
 - Destination IP Address 192.168.1.10
 - Destination Port # 7700

See the *Conettix D6600/D6100IPv6 Program Entry Guide – 4998122702* for detailed information on configuring the receiver to send using network automation in parameters **6.3 Network Automation Connection**.



Bosch Security Systems, Inc.

130 Perinton Parkway

Fairport, NY, 14450

USA

www.boschsecurity.com

© Bosch Security Systems, Inc., 2012

BOSCH