

#RULETHEOUTDOORS



RULE THE OUTDOORS

OUTDOOR POWER EQUIPMENT GUIDE



WORLD LEADING PRODUCT INNOVATION

HISTORY

Makita® Corporation was founded in 1915 as an electric motor sales and repair company. Today, as a global brand in over 40 countries, Makita® is an innovation leader, manufacturing best-in-class products at 10 plants operating in 8 countries. The unmatched quality and durability of Makita® products is driven by the company's strong R&D capabilities, and have earned the trust of professional users worldwide. Every day, on job sites around the world, Makita® delivers the power, performance and durability that professional users demand with products that are more compact, have less vibration and feel better.

In 1991 Makita® acquired Sachs Dolmar GmbH, the world's original manufacturer of gasoline chain saws.

RULE THE OUTDOORS

Since building our first motors over 100 years ago, Makita® continues to innovate and perfect our engineering craft. The result is an expanding range of professional outdoor power equipment built to help you tackle your toughest jobs. With power and experience at your fingertips, *how will you rule the outdoors?*

CORDLESS GAS PERFORMANCE WITHOUT THE HASSLES

Pages 4-17

4-STROKE STRAIGHT GAS, NO OIL MIXING

Pages 18-23

2-STROKE STARTS EASY, WORKS HARD

Pages 24-28

CORDED EFFICIENT POWER AND LONGER LIFE

Page 29

ACCESSORIES

Pages 30-35



QUALITY EQUIPMENT FROM THE **CORDLESS EXPERTS**

Experience new levels of convenience, efficiency and productivity with LXT®, the world's largest 18V lithium-ion cordless tool system. Makita's leading technology gives users unmatched performance and breadth of line, with innovation in motor and battery technology that's leaving old thinking behind. Get over 150 cordless solutions while remaining in a single system powered by the industry's fastest-charging 18V lithium-ion batteries.




MAKITA® DESIGNED, ENGINEERED & PURPOSE-BUILT **BRUSHLESS MOTORS**



OUTER ROTOR

A direct-drive system that delivers the highest operating efficiency for more power, more speed and longer run time. The outer rotor brushless motor is inside select chain saws and string trimmers.

LXT® BRUSHLESS



52mm, 44mm & 38mm

Built for higher power and efficiency in a compact size with all-metal gear construction for extended durability. The 52mm brushless motor can be found in select blowers, trimmers, and more.







CORDLESS REVOLUTION

GAS PERFORMANCE WITHOUT THE HASSLES

When you choose Makita outdoor power equipment, you choose to be part of something bigger. Our complete lineup of cordless outdoor solutions will revolutionize the way you work and empower you with over a century of knowledge and expertise in crafting the world's most reliable cordless tools. With the support of the world's largest 18V cordless system featuring over 150 LXT® tools, you can be sure our outdoor equipment will get the job done and more — no gas or cord needed.

CORDLESS FEATURES

- Designed, engineered, and built by the cordless innovation leader
- Fully compatible with Makita's 18V LXT® cordless system
- Less hassle with no gas, oil mixing, or pull starts with minimized maintenance and reduced costs
- Reduced sound levels and zero emissions
- Improved ergonomic design with less weight
- 3-year limited lithium-ion tool, battery, and charger warranty

KEY PRODUCT CLOSE-UP | XCU03PT


GAS PERFORMANCE WITHOUT THE HASSLES

Built-in L.E.D. on/off switch with auto power-off function; automatically shuts the saw off when operation is delayed for extended battery life

Built-in lock-off lever helps prevent the chain from accidentally engaging

LXT[®] X2 18V → 18V 36V
BRUSHLESS

Makita-built Outer Rotor BL™ Brushless Motor direct-drive system provides high power efficiency equivalent to gas chain saw



Two 18V LXT® Lithium-Ion batteries deliver power and performance without leaving the 18V LXT® platform

NO GAS, OIL MIXING OR PULL STARTS



POWER

Makita-built Outer Rotor BL™ Brushless Motor direct-drive system provides high power efficiency equivalent to gas chain saw



SPEED

Variable speed trigger and high chain speed (0-3,940 FPM) for improved cutting performance



DESIGN

Compact rear handle design offers improved performance and operator comfort



INNOVATION

"Tool-less" chain adjustment for quick and convenient chain adjustment

SPECIFICATIONS

Guide Bar Length	14"
Chain Speed	3,940 FPM
Chain Pitch	3/8"
Chain Gauge	.043"
Battery	2X 18V LXT® Lithium-Ion
Overall Length	30-1/2"
Net Weight (with battery)	11.5 lbs.
Shipping Weight	18.9 lbs.

■ 18V X2 (36V) LXT® BRUSHLESS 14" CHAIN SAW KIT

The XCU03PT has a 14" guide bar and the Makita®-built motor with variable speed delivers 0-3,940 FPM for increased cutting speed, but with less noise. It has zero emissions and reduced maintenance: there's no engine oil to change, no spark plug to replace, and no air filter or muffler to clean. And there's no need to drain the fuel for storage. Simply pick it up, load two 18V LXT® Lithium-Ion batteries, and the saw is ready to use. Convenience features include a "tool-less" chain adjustments, a front hand guard engineered to actuate chain brake when engaged, an electric brake for maximum productivity, and more.

LXT[®] X2^{ESTD} + ESTD 36V BRUSHLESS



■ XCU03PT ☑ XCU03Z 18V X2 (36V) LXT[®] Brushless 14" Chain Saw Kit (5.0Ah)

- Makita-built Outer Rotor BL™ Brushless Motor direct-drive system provides high power efficiency equivalent to gas chain saw
- Variable speed trigger and high chain speed (0-3,940 FPM) for improved cutting performance
- Built-in lock-off lever helps prevent the chain from accidentally engaging

GUIDE BAR LENGTH	14"
CHAIN SPEED	3,940 FPM
CHAIN PITCH	3/8"
NET WEIGHT (WITH BATTERY)	11.5 LBS.

LXT[®] X2 18V + 18V 36V



■ XCU02PT ☑ XCU02Z 18V X2 (36V) LXT[®] 12" Chain Saw Kit (5.0Ah)

- Makita-built motor delivers 1,650 FPM chain speed for faster cutting
- "Tool-less" chain adjustment for convenient operation and maintenance
- Cordless for reduced maintenance; no need to change engine oil or spark plug, clean air filter or drain fuel for storage

GUIDE BAR LENGTH	12"
CHAIN SPEED	1,650 FPM
CHAIN PITCH	3/8"
NET WEIGHT (WITH BATTERY)	10.1 LBS.

LXT[®]



■ XCU01Z ☑ 18V LXT[®] 4-1/2" Chain Saw (Tool Only)

- Makita-built motor delivers 980 FPM for increased cutting speed
- Zero emissions and reduced maintenance
- "Tool-less" chain adjustments for convenient operation and maintenance

GUIDE BAR LENGTH	4-1/2"
CHAIN SPEED	980 FPM
CHAIN PITCH	1/4"
NET WEIGHT (WITH BATTERY)	5.4 LBS.



INCREASED DURABILITY

Makita[®] Extreme Protection Technology (XPT™) is a series of protective seals inside the tool engineered to channel water, dust and debris away from the tool's key internal components.


Makita

XPT[™]
EXTREME PROTECTION TECHNOLOGY

Makita

KEY PRODUCT CLOSE-UP | **XBU02PT**

GAS PERFORMANCE WITHOUT THE HASSLES



LXT **X2** 18V + 18V 36V
BRUSHLESS

HIGHER AIR SPEED WITH LESS NOISE



POWER

BL™ Brushless motor delivers up to 120 MPH air velocity and 473 CFM of air volume



INNOVATION

Two 18v LXT® batteries deliver the power for gas powered demands



VERSATILITY

6-stage air velocity/volume selection dial with variable speed control trigger



CONVENIENCE

Zero emissions and reduced maintenance; no need for gas or oil

SPECIFICATIONS

Max. Air Volume	473 CFM
Max. Air Velocity	120 MPH
No Load Speed (variable speed)	11,400 - 21,500 RPM
Battery	2X 18V LXT® Lithium-Ion
Sound Pressure (per Ansi B175.2 standard) ..	60.2 dB(A)
Overall Length	38-3/4"
Net Weight (with battery)	9.9 lbs.
Shipping Weight	16.8 lbs.

18V X2 (36V) LXT® BRUSHLESS BLOWER KIT

Landscapers and contractors are demanding more cordless alternatives to corded and gas-powered outdoor power equipment. Makita® is meeting demand with an expanding line of cordless OPE that includes the 18V X2 (36V) LXT® Lithium-Ion Brushless Blower. With zero emissions and lower noise, the 18V X2 (36V) Cordless Blower is a welcome solution for clean-up applications. It's powered by two 18V LXT® batteries for maximum power and run time, but without leaving the 18V battery platform. With the efficient Makita® BL™ Brushless Motor, the blower delivers longer run time, increased power and speed, and longer tool life.

LXT[®] X2 18V + 18V 36V BRUSHLESS



XBU02PT XBU02Z 18V X2 (36V) LXT[®] Brushless Blower Kit (5.0Ah)

- Delivers up to 29 minutes of run time at mid-speed (15,800 RPM) using two 18V LXT[®] 5.0Ah batteries
- BL™ Brushless motor delivers up to 120 MPH air velocity and 473 CFM of air volume
- Sound pressure rating of 60.2 dB(A); measured per ANSI B 175.2 standard

MAX. AIR VELOCITY	120 MPH
MAX. AIR VOLUME	473 CFM
SOUND PRESSURE (PER ANSI B175.2 STANDARD)	60.2 dB(A)
NET WEIGHT (WITH BATTERY)	9.9 LBS.

LXT[®] X2 18V + 18V 36V



XBU01PT XBU01Z 18V X2 (36V) LXT[®] Blower Kit (5.0Ah)

- Delivers up to 28 minutes of run time using two 5.0Ah 18V LXT[®] batteries on highest speed setting
- Makita-built motor produces a maximum air velocity of 208 MPH and 155 CFM of air volume
- 2-speed (Low: 10,000 RPM, High: 17,000 RPM) design to match the speed to application

MAX. AIR VELOCITY	208 MPH
MAX. AIR VOLUME	155 CFM
SOUND PRESSURE (PER ANSI B175.2 STANDARD)	60.6 dB(A)
NET WEIGHT (WITH BATTERY)	8 LBS.

LXT[®]



DUB183Z 18V LXT[®] Floor Blower (Tool Only)

- Up to 18 minutes of continuous operation at high speed using 18V LXT[®] 5.0Ah battery BL1850B (battery not included)
- Variable speed (0-18,000 RPM) for optimum air volume control enables user to match the speed to the application
- Makita-built variable 3-speed motor produces a maximum air velocity of 116 MPH and 91 CFM of air volume

MAX. AIR VELOCITY	179 MPH
MAX. AIR VOLUME	91 CFM
NO LOAD SPEED (VARIABLE SPEED)	0 - 18,000 RPM
NET WEIGHT	4.3 LBS.

LXT[®] X2 18V + 18V 36V BRUSHLESS



XT331PT 18V X2 (36V) LXT[®] Brushless 3-Pc. Combo Kit (5.0Ah)

- Blower delivers up to 120 MPH air velocity and 473 CFM of air volume
- Chain Saw delivers up to 3,940 FPM for ease of operation
- String Trimmer delivers up to 60 minutes of run time

Kit Includes:

X2 LXT [®] BL™ STRING TRIMMER	XRU09Z
X2 LXT [®] BL™ BLOWER	XBU02Z
X2 LXT [®] BL™ 14" CHAIN SAW	XCU03Z
(2) 18V LXT [®] 5.0Ah BATTERY	BL1850B
18V LXT [®] DUAL PORT CHARGER	DC18RD

LXT[®] X2 18V + 18V 36V BRUSHLESS



XT277PT 18V X2 (36V) LXT[®] Brushless 2-Pc. Combo Kit (5.0Ah)

- Blower with BL™ Brushless motor delivers up to 120 MPH air velocity and 473 CFM of air volume
- String Trimmer delivers up to 60 minutes of run time under load on the low speed setting using two 18V LXT[®] 5.0Ah BL1850 batteries

Kit Includes:

X2 LXT [®] BL™ STRING TRIMMER	XRU09Z
X2 LXT [®] BL™ BLOWER	XBU02Z
(2) 18V LXT [®] 5.0Ah BATTERY	BL1850B
18V LXT [®] DUAL PORT CHARGER	DC18RD

LXT[®] X2 18V + 18V 36V BRUSHLESS



XT276PT 18V X2 (36V) LXT[®] Brushless 2-Pc. Combo Kit (5.0Ah)

- Blower with BL™ Brushless motor delivers up to 120 MPH air velocity and 473 CFM of air volume
- Chain Saw features a variable speed trigger (0-3,940 FPM) for easy operation

Kit Includes:

X2 LXT [®] BL™ 14" CHAIN SAW	XCU03Z
X2 LXT [®] BL™ BLOWER	XBU02Z
(2) 18V LXT [®] 5.0Ah BATTERY	BL1850B
18V LXT [®] DUAL PORT CHARGER	DC18RD

LXT[®] X2 18V + 18V 36V



XT274PT 18V X2 (36V) LXT[®] 2-Pc. Combo Kit (5.0Ah)

- Blower with BL™ Brushless motor delivers up to 120 MPH air velocity and 473 CFM of air volume
- Chain Saw features a Makita-built motor that delivers 1,650 FPM chain speed for faster cutting

Kit Includes:

X2 LXT [®] 12" CHAIN SAW	XCU02Z
X2 LXT [®] BL™ BLOWER	XBU02Z
(2) 18V LXT [®] 5.0Ah BATTERY	BL1850B
18V LXT [®] DUAL PORT CHARGER	DC18RD

LXT[®]

CORDLESS

UP TO
3X

FASTER CHARGING¹
LXT[®] RAPID OPTIMUM CHARGER

The Makita[®] Rapid Optimum Charger communicates with the battery's built-in chip throughout the charging process to optimize battery life by actively controlling current, voltage and temperature. Built-in fan circulates air through the battery during the charging process to cool the battery for faster charge time.



¹Vs. Makita[®] 18v Ni-Cd Charger

UP TO
50%

MORE RUN TIME²
LXT[®] LITHIUM-ION BATTERY

Battery delivers constant power and run time in extreme temperatures, even in winter (-4° F/ -20° C). Equipped with Star Protection Computer Controls[™] to protect against Overload, Over-Discharge and Overheating.

²Vs. Makita[®] 18v Ni-Cd Battery




ONE BATTERY SYSTEM 150+ SOLUTIONS

ALL COMPATIBLE



ADVANTAGE

THE WORLD'S LARGEST 18V LITHIUM-ION SYSTEM



STAR
PROTECTION
COMPUTER CONTROLS™

UP
TO **50%**

LONGER MOTOR LIFE³ PURPOSE-BUILT BRUSHLESS MOTORS

Makita®-built Brushless Motor eliminates carbon brushes, enabling the motor to run cooler and more efficiently for longer life. The electronically-controlled Brushless Motor efficiently uses energy to match torque and RPM to the changing demands of the application.

³Vs. Makita® Cordless Motors with Brushes

EFFICIENT POWER⁴ MANAGEMENT STAR PROTECTION CONTROLS™

The demanding applications you take on every day are also demanding on your cordless tools and batteries. You rely on your tools, so Makita® created Star Protection Computer Controls™. Star Protection is communication technology that allows the tool and battery to monitor conditions and exchange data in real time to protect against Overload, Over-Discharge and Overheating.

⁴Protection Against Overloading, Over-Discharging & Overheating





OUTER ROTOR BRUSHLESS MOTOR

Makita® Designed, Engineered and Purpose-Built

A **DIRECT-DRIVE SYSTEM** that delivers the highest operating efficiency for **more power**, **more speed** and **longer run time**. The outer rotor brushless motor can be found in select models.

High efficiency design with less energy loss



XRU07PT/Z
XRU09PT/Z

LXT[®] X2 18V + 18V 36V BRUSHLESS

COMING SOON



XPT[™]
EXTREME PROTECTION TECHNOLOGY

■ XRU09PT □ XRU09Z 18V X2 (36V) LXT[®] Brushless String Trimmer Kit (5.0Ah)

- Delivers up to 60 minutes of run time under load on the low speed setting using two 18V LXT[®] 5.0Ah BL1850 batteries
- 2-speed options (Low: 5,000 RPM, High: 6,500 RPM) allows the operator to match speed to application
- Bump and Feed trimmer head rotates the same counterclockwise direction as professional grade trimmers

CUTTING CAPACITY (DIAMETER)	13-3/4"
NO LOAD SPEED (2 SPD)	5,000/6,500 RPM
SHAFT TYPE	STRAIGHT
ARBOR SHAFT	M10 x 1.25 LH
NET WEIGHT (WITH BATTERY)	9.9 LBS.

LXT[®] X2 18V + 18V 36V BRUSHLESS



XPT[™]
EXTREME PROTECTION TECHNOLOGY

■ XRU07PT □ XRU07Z 18V X2 (36V) LXT[®] Brushless String Trimmer Kit (5.0Ah)

- Up to 60 minutes of run time under load on the low speed setting using two 18V LXT[®] 5.0Ah BL1850B batteries
- Makita-built Outer Rotor BL[™] Brushless Motor direct-drive system provides high power and increased torque
- Bump and Feed trimmer head rotates clockwise to help direct grass clippings away from operator

CUTTING CAPACITY (DIAMETER)	13-3/4"
NO LOAD SPEED (2 SPD)	5,000/6,500 RPM
SHAFT TYPE	STRAIGHT
ARBOR SHAFT	M8 x 1.25 RH
NET WEIGHT (WITH BATTERY)	9.9 LBS.

LXT[®] BRUSHLESS



XPT[™]
EXTREME PROTECTION TECHNOLOGY

■ XRU08Z □ 18V LXT[®] Brushless Curved Shaft String Trimmer (Tool Only)

- Delivers up to 37 minutes of run time on high setting and 44 minutes on low setting under load using 18V LXT[®] 5.0Ah battery (battery not included)
- Telescoping curved shaft adjusts (60-1/2" - 64-1/2" length) for convenient operation in tight places
- BL[™] Brushless motor delivers up to 6,000 RPM for faster cutting

CUTTING CAPACITY (DIAMETER)	11-3/4"
NO LOAD SPEED (2 SPD)	5,000/6,000 RPM
SHAFT TYPE	CURVED
ARBOR SHAFT	M8 x 1.25 RH
NET WEIGHT (WITH BATTERY)	7.9 LBS.

LXT BRUSHLESS



XRU04M1 XRU04Z
18V LXT® Brushless
String Trimmer Kit (4.0Ah)

- Up to 60 minutes of run time with 4.0Ah battery under no load on high setting
- Adjustable speed dial (0-3,500 to 0-6,000 RPM) allows the operator to match speed to application
- Compact size is ideal for trimming and precise edging

CUTTING CAPACITY (DIAMETER)	11-3/4"
NO LOAD SPEED (2 SPD)	3,500/6,000 RPM
SHAFT TYPE	STRAIGHT
ARBOR SHAFT	M8 x 1.25 LH
NET WEIGHT (WITH BATTERY)	8.6 LBS.

LXT



XRU02Z
18V LXT®
String Trimmer (Tool Only)

- Up to 60 minutes of run time under no load using 5.0Ah battery BL1850B (battery not included)
- Telescoping shaft (48-1/2" to 56-1/2") for optimum cutting position
- Makita-built motor delivers 7,800 RPM for faster cutting

CUTTING CAPACITY (DIAMETER)	10-1/4"
NO LOAD SPEED	7,800 RPM
BATTERY	18V LXT® LITHIUM-ION
NET WEIGHT (WITH BATTERY)	6.9 LBS.

LXT X2 18V + 18V 36V



XHU04PT XHU04Z
18V X2 (36V) LXT®
25-1/2" Hedge Trimmer Kit (5.0Ah)

- Delivers up to 60 minutes of run time on high setting under load using two 5.0Ah BL1850B batteries
- 6 speed dial (0 - 1,800 SPM) allows the user to match the speed to the application
- 25-1/2" blade provides increased cutting capacity

BLADE LENGTH	25-1/2"
STROKES PER MINUTE	1,800 SPM
OVERALL LENGTH	48-3/4"
NET WEIGHT (WITH BATTERY)	12.2 LBS.

LXT



XHU02M1 XHU02Z
18V LXT®
22" Hedge Trimmer Kit (4.0Ah)

- Up to 120 minutes of run time under no load using 4.0Ah battery BL1840B on lowest setting
- Makita-built motor delivers 1,350 SPM for increased cutting speed
- 22" blade provides increased cutting capacity

BLADE LENGTH	22"
STROKES PER MINUTE	1,350 SPM
OVERALL LENGTH	38"
NET WEIGHT (WITH BATTERY)	7.4 LBS.

LXT



XMU02Z
18V LXT®
Grass Shear (Tool Only)

- Up to 125 minutes of run time under no load using 3.0Ah battery BL1830 (battery not included)
- Makita-built motor delivers 1,250 SPM for efficient cutting
- Toboggan-style base frame enables user to quickly adjust height to match the application

CUTTING CAPACITY (WIDTH)	6-5/16"
DEPTH ADJUSTMENT RANGE	3/8", 13/16", 1-3/16"
STROKES PER MINUTE	1,250 SPM
NET WEIGHT (WITH BATTERY)	3.6 LBS.

LXT X2 18V + 18V 36V



XML02PT XML02Z
18V X2 (36V) LXT®
17" Cordless Lawn Mower Kit (5.0Ah)

- Delivers up to 30 minutes of run time using two 18V LXT® 5.0Ah BL1850 batteries
- Makita-built motor delivers 3,600 RPM for faster and powerful cutting
- Easy to operate lever for quick adjustment of 13 cutting heights (13/16" - 2-5/16")

CUTTING CAPACITY (WIDTH)	17"
CUTTING CAPACITY (HEIGHT RANGE)	13/16" - 2-5/16"
NO LOAD SPEED	3,600 RPM
NET WEIGHT (WITH BATTERY)	40.8 LBS.

THE WORLD'S LARGEST 18V LINEUP

ONE BATTERY SYSTEM 150+ SOLUTIONS

Hard work never stops, so why should you? With Makita's 18V LXT® system, you can take the same batteries you use at the job site and bring them home with you to tackle any indoor or outdoor task. Combine that versatility with the industry's fastest battery charge times and you'll never have to worry about the limits of your battery platform, or switch to another.



LXT®

3
YEAR

WARRANTY

LITHIUM-ION

**TOOL &
BATTERY**

Find more warranty information at
makitatools.com/service/warranty





Makita

X2

**MAXIMUM
POWER & RUN TIME**
USING YOUR EXISTING
18V LXT® BATTERIES & CHARGERS

18V + **18V** = **36V** POWER
BATTERY BATTERY

RUN-TIME AMP Hours	COMING SOON 6.0Ah	5.0Ah
WORK OUTPUT Watt Hours	108	90
WORK OUTPUT Watt Hours X2	216	180
LABOR Charge Time	55 Min.	45 Min.

6.0Ah
BATTERY

55 Minute
Charge Time

COMING SOON

5.0Ah
BATTERY

45 Minute
Charge Time

4.0Ah
BATTERY

40 Minute
Charge Time

3.0Ah
BATTERY

30 Minute
Charge Time

2.0Ah
BATTERY

25 Minute
Charge Time

**CHARGERS THAT WORK
AS FAST AS YOU DO**

EXPAND YOUR CAPABILITIES

LXT[®] BRUSHLESS



XPH07TB **Z** XPH07Z
18V LXT[®] Brushless
1/2" Hammer Driver-Drill Kit (5.0Ah)

- BL™ Brushless Motor delivers 1,090 in.lbs. of Max Torque

LXT[®] COMPACT BRUSHLESS



XPH12M **Z** XPH12Z
18V LXT[®] Compact Brushless
1/2" Hammer Driver-Drill Kit (4.0Ah)

- Variable 2-speed design (0-500 & 0-2,000 RPM) (0-7,500 & 0-30,000 BPM) covers a wide range of drilling, driving and hammer applications

LXT[®] BRUSHLESS



XWT07M **Z** XWT07Z
18V LXT[®] Brushless
3/4" Impact Wrench Kit (4.0Ah)

- BL™ Motor delivers 780 ft.lbs. of fastening torque and 1,250 ft.lbs. of breakaway torque

LXT[®] SUB-COMPACT BRUSHLESS



CX200RB
18V LXT[®] Sub-Compact Brushless
2-Pc. Combo Kit (2.0Ah)

- Driver-Drill weighs only 2.8 lbs. with battery for reduced operator fatigue

LXT[®] BRUSHLESS



XDT14T **Z** XDT14Z
18V LXT[®] Brushless
3-Speed Impact Driver Kit (5.0Ah)

- Quick-Shift Mode™ selector has an automatic controller that downshifts and reduces rotation and impact speed prior to driving screw into place

LXT[®] BRUSHLESS



XSR01PT **Z** XSR01Z
18V X2 LXT[®] (36V) Brushless
Rear Handle 7-1/4" Circular Saw Kit (5.0Ah)

- Powered by two LXT[®] batteries; X2 LXT[®] technology delivers more power, speed and run time without the hassles of a cord

LXT[®] BRUSHLESS



XSH03MB **Z** XSH03Z
18V LXT[®] Brushless
6-1/2" Circular Saw Kit (4.0Ah)

- BL™ Motor delivers 5,000 RPM for faster cutting and ripping

LXT[®] BRUSHLESS



XRJ06M **Z** XRJ06Z
18V X2 LXT[®] (36V) Brushless
Recipro Saw Kit (4.0Ah)

- Makita-built variable 2-speed brushless motor delivers 0-2,300 (Low) & 0-3,000 (High) strokes per minute

LXT[®]



XRJ01T **Z** XRJ01Z
18V LXT[®]
Compact Recipro Saw Kit (5.0Ah)

- Variable speed (0 - 3,000 SPM) with a 1/2" stroke length for faster and more efficient cutting

LXT[®] BRUSHLESS



XAG06MB **Z** XAG06Z
18V LXT[®] Brushless
4-1/2" Cut-Off/Angle Grinder (4.0Ah)

- Electronic Torque Control turns the motor off if rotation speed suddenly slows or wheel is forced to stop

LXT[®] BRUSHLESS



XRH01T **Z** XRH01Z
18V LXT[®] Brushless
1" Rotary Hammer Kit (5.0Ah)

- Efficient BL™ Brushless motor is electronically controlled to optimize battery energy use for up to 50% longer run time per charge

LXT[®] BRUSHLESS



XSL02Z **Z**
18V X2 LXT[®] (36V) Brushless
7-1/2" Compound Miter Saw (Tool Only)

- Two 18V LXT[®] Lithium-Ion Batteries deliver the power and performance of a corded miter saw without leaving the 18V LXT[®] platform

LXT[®] BRUSHLESS



XCV05PT **Z** XCV05Z
18V X2 LXT[®] Brushless
HEPA Filter Backpack Vacuum Kit (5.0Ah)

- Powerful motor generates 53 CFM of suction power and 28.5" of water lift

LXT[®]



XRM04B
18V LXT[®]
Bluetooth[®] Job Site Radio (Radio Only)

- Equipped with Bluetooth[®] to wirelessly connect your mobile device to play music

LXT[®]



DCJ200Z **Z**
18V LXT[®]
Heated Jacket (Jacket Only)

- 3 core heat zones (left chest, right chest, back) for optimum heat distribution

LXT[®]



DCV200Z **Z**
18V LXT[®]
Heated Vest (Black, Large)

- Up to 28 hours of heat using 5.0Ah LXT[®] battery on low setting

Check out Makita's complete LXT[®] Cordless line-up at: makitatools.com

Z Tool only – battery & charger not included

■ New Product

Makita



4-STROKE INNOVATION

STRAIGHT GAS, NO OIL MIXING

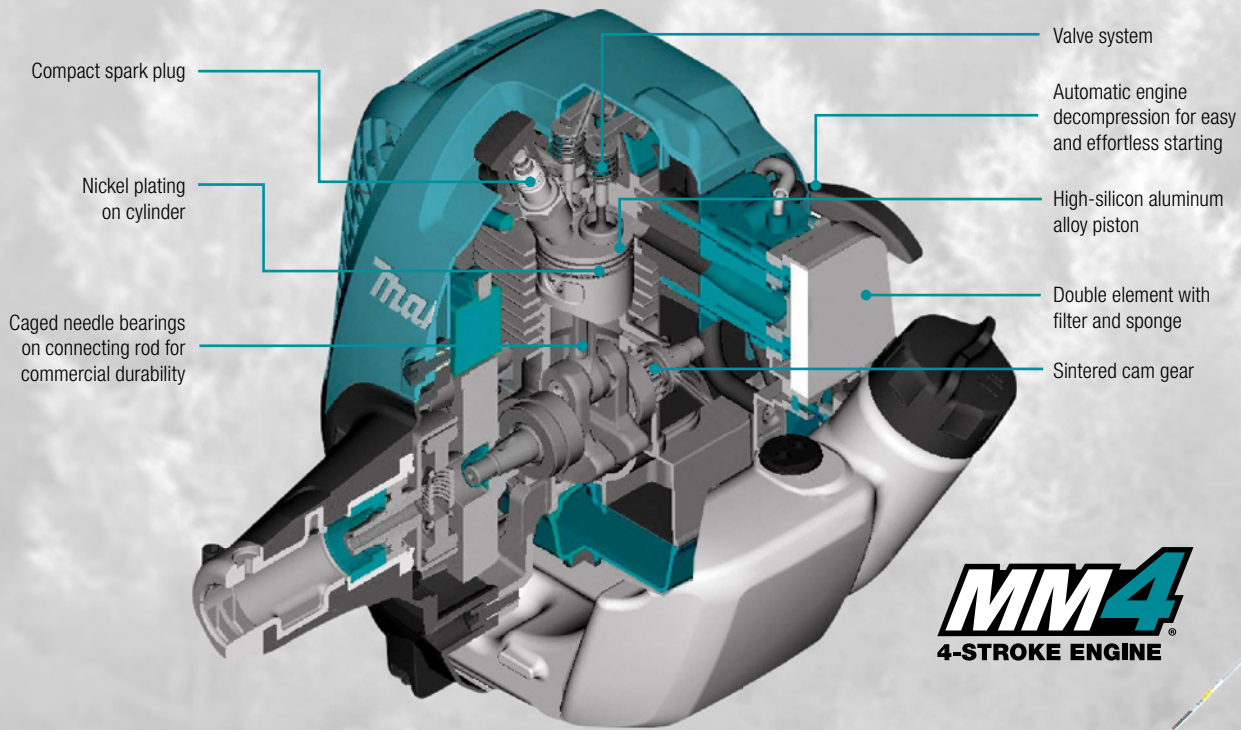
MM4® 4-stroke unleashes your potential so you can power through jobs without hesitation. No oil mixing, lower costs and reduced emissions mean less stress, more savings and a better world. Power and efficiency are on your side—*how will you rule the outdoors?*

4-STROKE FEATURES

- Less costs with improved fuel efficiency and no 2-stroke oil
- Reduced emissions for cleaner operation
- Fast and easy starts with mechanical automatic engine decompression
- Higher engine torque delivers the power and performance needed to meet the demands of the professional



KEY PRODUCT CLOSE-UP | **EM2650LH**
4-STROKE STRAIGHT GAS, NO OIL MIXING



MM4
4-STROKE ENGINE



LESS COSTS WITH IMPROVED FUEL EFFICIENCY



PERFORMANCE
 Powerful and fuel efficient 25.4 cc multi-position 4-stroke engine



DURABILITY
 Heavy duty, dual stage air filter with large sealing areas and "tool-less" filter access



VERSATILITY
 Multi-position lubrication system enables continuous operation at any engine angle



EFFICIENCY
 High capacity, rapid loading, bump-and-feed trimmer head

SPECIFICATIONS

Engine Displacement	25.4 cc
Engine	1.1 HP
Cutting Capacity (diameter)	17"
Power Type	4-stroke gas
Fuel Tank Capacity	20.3 oz.
Crank Case Capacity	2.7 oz.
Arbor Shaft	M10 x 1.25 LH
Shaft Type	Straight
Steel Shaft	Yes
Dry Weight	10.9 lbs.
Shipping Weight	20.85 lbs.

25.4 cc MM4® 4-STROKE ENGINE STRING TRIMMER

The Makita® 25.4 cc MM4® String Trimmer delivers power and ease-of-use for commercial duty applications. The 4-stroke commercial duty engine requires no fuel mixing, and the multi-position lubrication system enables engine to be inclined to any angle for continuous operation. For added convenience, the trimmer is engineered with Mechanical Automatic Engine Decompression for quicker, easier starts. In addition, the commercial duty dual stage air filter with large sealing areas is replaceable and easily accessible, and the oil filling port and drain plug are easily accessible with oil level view window for easy checking and replacing of oil.



EM2650LH
25.4 cc MM4® 4-Stroke Engine
String Trimmer

- High capacity, rapid loading, bump-and-feed trimmer head
- Ergonomically designed rubberized soft grip provides more comfort
- Heavy duty, dual stage air filter with large sealing areas is replaceable and easily accessible.

ENGINE	1.1 HP
CUTTING CAPACITY (DIAMETER)	17"
ARBOR SHAFT	M10 X 1.25 LH
DRY WEIGHT	10.9 LBS.



EM2652LHN
25.4 cc MM4® 4-Stroke Engine
High Torque String Trimmer

- High capacity, rapid loading, bump-and-feed trimmer head
- Steel drive shaft engineered for less vibration and longer equipment life
- Powerful and fuel efficient 25.4 cc 4-stroke commercial duty engine

ENGINE	1.1 HP
CUTTING CAPACITY (DIAMETER)	17"
ARBOR SHAFT	M10 X 1.25 LH
DRY WEIGHT	11.5 LBS.



EM2650UH
25.4cc MM4® 4-Stroke Engine
Brush Cutter

- Steel drive shaft for less vibration and longer equipment life
- Easily adjustable handle configuration
- Flexible universal guard for both saw blade and nylon cutting head

ENGINE	1.1 HP
BLADE DIAMETER	9"
ARBOR SHAFT	M10 X 1.25 LH
DRY WEIGHT	12.1 LBS.



EY2650H25H
25.4 cc MM4® 4-Stroke Engine
Telescoping Pole Pruner

- Telescoping shaft easily adjusts from 8 ft. to 13 ft.
- Reduced cutting head weight for improved balance and reduced operator fatigue
- Translucent bar oil tank with automatic chain lubrication for efficient operation

ENGINE	1.1 HP
OVERALL LENGTH	154-1/2"
GUIDE BAR LENGTH	10"
DRY WEIGHT	16 LBS.



EN5950SH
24" 25.4 cc MM4® 4-Stroke Engine
Double-Sided Hedge Trimmer

- Compact design with less weight (only 14.1 lbs.)
- Commercial duty gear case engineered for improved durability
- Tip guard protects blade from unnecessary wear

ENGINE	1.1 HP
BLADE LENGTH	24"
OVERALL LENGTH	71-1/4"
DRY WEIGHT	14.1 LBS.



EN4950H
20" 25.4 cc MM4® 4-Stroke Engine
Articulating Hedge Trimmer

- Steel drive shaft for less vibration and longer equipment life
- 20" double-sided blade with high blade speed (4,200 SPM) for efficient cutting
- Angle change lever quickly and easily adjusts blade angle

ENGINE	1.1 HP
BLADE LENGTH	20"
OVERALL LENGTH	99"
DRY WEIGHT	15.6 LBS.

4-STROKE GAS EQUIPMENT

MM4
4-STROKE ENGINE



EN4951SH

20" 25.4 cc MM4® 4-Stroke Engine
Articulating Hedge Trimmer

- 180° blade adjustment allows blade to be positioned along shaft for convenient transport and storage
- Steel drive shaft for less vibration and longer equipment life
- Angle change lever quickly and easily adjusts blade angle

ENGINE (HP)	1.1 HP
BLADE LENGTH	20"
OVERALL LENGTH	80-1/2"
DRY WEIGHT	14.6 LBS.

MM4
4-STROKE ENGINE



EN7350SH

30" 25.4 cc MM4® 4-Stroke Engine
Single-Sided Hedge Trimmer

- Chip receiver for efficient collection and clean-up of clippings
- Steel drive shaft for less vibration and longer equipment life
- Powerful fuel efficient 25.4 cc (1.1 HP), MM4® commercial duty engine

ENGINE (HP)	1.1 HP
BLADE LENGTH	30"
OVERALL LENGTH	76-3/4"
DRY WEIGHT	14.7 LBS.

MM4
4-STROKE ENGINE



EE2650H

25.4 cc MM4® 4-Stroke Engine
Edger

- 8" steel blade for precise cuts and longer blade life
- Adjustable wheel for quick and easy adjustment to desired cutting depth
- Metal skid plate protects gear housing for increased durability

ARBOR	1"
BLADE LENGTH	8"
SHAFT TYPE	STRAIGHT
DRY WEIGHT	14.4 LBS.



PROFESSIONAL FEATURES SUPERIOR PERFORMANCE



MECHANICAL AUTOMATIC ENGINE DECOMPRESSION

for quick and easy starts



EXCHANGEABLE TIPS

allow you to adjust the air flow to meet your needs



HEAVY DUTY ANTI-VIBRATION MOUNTS

between frame and engine for improved operator comfort



LARGE CAPACITY AIR FILTER

is replaceable and easily accessible



CONVENIENCE



Hip throttle with cruise control and convenient on/off switch

EB7650WH
75.6 cc MM4® 4-Stroke Engine
Hip Throttle Backpack Blower

- Mechanical automatic engine decompression for quick and easy starts
- Hip throttle with cruise control and convenient on/off switch
- Shoulder straps engineered with multiple adjustments for improved fit

MAX. AIR VELOCITY	200 MPH
MAX. AIR VOLUME	670 CFM
SOUND PRESSURE	76 dB(A)
DRY WEIGHT	24.1 LBS.



COMFORT



Shoulder straps engineered with multiple adjustments for improved fit

EB7650TH
75.6 cc MM4® 4-Stroke Engine
Tube Throttle Backpack Blower

- Mechanical automatic engine decompression for quick and easy starts
- Shoulder straps engineered with multiple adjustments for improved fit
- Tool-less handle adjustment for quick positioning of handle

MAX. AIR VELOCITY	200 MPH
MAX. AIR VOLUME	670 CFM
SOUND PRESSURE	76 dB(A)
DRY WEIGHT	24.1 LBS.



BBX7600N
75.6 cc MM4® 4-Stroke Engine
Backpack Blower

- Powerful and fuel efficient 75.6 cc. 4-stroke commercial duty engine
- Mechanical automatic engine decompression for quicker, easier starts
- Padded shoulder straps and back panel for improved operator comfort

MAX. AIR VELOCITY	195 MPH
MAX. AIR VOLUME	526 CFM
SOUND PRESSURE	74 dB(A)
DRY WEIGHT	22.6 LBS.



BHX2500CA
24.5 cc MM4® 4-Stroke Engine
Blower

- Mechanical Automatic Engine Decompression for quicker, easier starts
- Soft grip for less vibration and convenient cruise control lever
- Dual stage air filter is replaceable and easily accessible

MAX. AIR VELOCITY	145 MPH
MAX. AIR VOLUME	356 CFM
SOUND PRESSURE	67 dB(A)
DRY WEIGHT	9.8 LBS.



PM7650H
75.6 cc MM4® 4-Stroke Engine
Mist Blower

- L-shaped chemical tank lowers center of gravity for improved balance
- Single action switch to activate liquid chemical flow
- Liquid chemical in tank is automatically mixed by intake air flow for uniform solution concentration

TANK	3.9 GAL.
MAX. AIR VOLUME	496 CFM
SOUND PRESSURE	74 DB(A)
DRY WEIGHT	22.6 LBS.



2-STROKE POWER EQUIPMENT

STARTS EASY, WORKS HARD

Makita® 2-stroke power equipment offers fast starts, reduced weight, and compact designs so you can take control of shaping the landscape and the future. You have the power. *How will you rule the outdoors?*

2-STROKE FEATURES

- Easy-start system delivers fast starts with less pull resistance
- Convenient touch & stop lever controls choke/run/stop
- High power-to-weight ratio
- Reduced weight and compact design offers better maneuverability
- Proven experience using technology from the world's original gas chain saws
- Steel anti-vibration mount springs engineered to reduce vibration





2-STROKE GAS EQUIPMENT

PROFESSIONAL

MAGNESIUM™



EA7901PR 79 cc Chain Saw

- Heated handle for improved operator comfort in cold weather conditions
- High Power-to-Weight Ratio 5.7 HP engine delivers fast acceleration and more efficient cutting performance to meet the demands of the professional
- Slide out baffle can be configured for efficient cold weather operation

	Power Head Only	Heavy Duty Filter	Handle Type
EA7901PRZ1	●	●	Heated

PROFESSIONAL

MAGNESIUM™



DURABILITY



Magnesium housing for improved durability and less weight (only 14.7 lbs.)

EA7900PR 79 cc Chain Saw

- High Power-to-Weight Ratio 5.7 HP engine delivers fast acceleration and more efficient cutting performance to meet the demands of the professional
- Decompression valve reduces force required for starting
- Chain compartment is easy to clean and clears chips away efficiently when other saws become clogged

	Power Head Only	Heavy Duty Filter	Handle Type
EA7900PRZ2	●	●	Full Wrap
EA7900PRZ1	●	●	Flush Cut
EA7900PRZ	●		Flush Cut

PROFESSIONAL

MAGNESIUM™



EA7301PR 73 cc Chain Saw

- Heated handle for improved operator comfort in cold weather conditions
- High Power-to-Weight Ratio 5.4 HP engine delivers fast acceleration and more efficient cutting performance to meet the demands of the professional
- Slide out baffle can be configured for improved performance in cold weather conditions

	Power Head Only	Heavy Duty Filter	Handle Type
EA7301PRZ	●		Heated

PROFESSIONAL

MAGNESIUM™



EA7300PR 73 cc Chain Saw

- High Power-to-Weight Ratio 5.4 HP engine delivers fast acceleration and more efficient cutting performance to meet the demands of the professional
- Magnesium housing for improved durability and less weight (only 14.7 lbs.)
- Chain compartment is easy to clean and clears chips away efficiently when other saws become clogged

	Power Head Only	Heavy Duty Filter	Handle Type
EA7300PRZ	●		Flush Cut

PROFESSIONAL

MAGNESIUM™



DCS6421R 64 cc Chain Saw

- High Power-to-Weight Ratio 4.7 HP engine delivers fast acceleration and more efficient cutting performance to meet the demands of the professional
- Magnesium housing for improved durability and less weight (only 13.9 lbs.)
- Chain compartment is easy to clean and clears chips away efficiently when other saws become clogged

	Guide Bar	Pitch	Gauge
DCS6421RFG	20"	3/8"	.050"

PROFESSIONAL

MAGNESIUM™



EA6100PR 61 cc Chain Saw

- Heavy-duty cartridge air filter system for improved durability
- Powerful 4.6 HP Stratified Air Scavenging engine delivers professional cutting performance with improved fuel efficiency
- Easy Start spring-assisted starter for quick starting with less force

	Guide Bar	Pitch	Gauge
EA6100PRGG	20"	3/8"	.050"
EA6100PREL	18"	.325"	.050"
EA6100PRGG	18"	3/8"	.050"

PROFESSIONAL



EA5001PR
50 cc Chain Saw



- Heated handle for improved operator comfort in cold weather conditions
- High Power-to-Weight Ratio 3.9 HP engine delivers fast acceleration and more efficient cutting performance to meet the demands of the professional
- Easy Start spring-assisted starter for quick starting with less force

	Guide Bar	Pitch	Gauge
EA5001PREL	18"	.325"	.050"
EA5001PREG	18"	3/8"	.050"

PROFESSIONAL



EA5000PR
50 cc Chain Saw



- High Power-to-Weight Ratio 3.9 HP engine delivers fast acceleration and more efficient cutting performance to meet the demands of the professional
- Easy Start spring-assisted starter with optimized engine management for quick starting with less force

	Guide Bar	Pitch	Gauge
EA5000PRGG	20"	3/8"	.050"
EA5000PREL	18"	.325"	.050"
EA5000PREG	18"	3/8"	.050"

FARM & RANCH



DCS5121R
50 cc Chain Saw



- High Power-to-Weight Ratio 3.3 HP engine with 2-piece magnesium housing delivers professional-grade performance in a farm saw
- Compact design engineered with smooth rounded surfaces for less weight (only 11.9 lbs.) and operator comfort

	Guide Bar	Pitch	Gauge
DCS5121REG	18"	3/8"	.050"

FARM & RANCH



EA4300FR
42 cc Chain Saw



- High Power-to-Weight Ratio 3.0 HP engine with 2-piece magnesium housing delivers professional-grade performance in a farm saw
- "Tool-less" filter maintenance for operator efficiency

	Guide Bar	Pitch	Gauge
EA4300FRDB	16"	3/8"	.050"

FARM & RANCH
COMING SOON



EA3601FR
35 cc Chain Saw



- "Tool-less" chain tensioning for quick and convenient chain adjustment
- Stratified Air Scavenging engine for lower emissions and improved fuel efficiency
- Easy Start spring-assisted starter with optimized engine management for quick starting with less force

	Guide Bar	Pitch	Gauge
EA3601FRDB	16"	3/8"	.050"

STANDARD



EA3500SR
35 cc Chain Saw



- Easy Start spring-assisted starter with optimized engine management for quick starting with less force
- Steel anti-vibration mount springs engineered to reduce vibration
- Primer pump for easy cold starting

	Guide Bar	Pitch	Gauge
EA3500SRDB	16"	3/8"	.050"

STANDARD



EA3201SR
32 cc Chain Saw



- "Tool-less" chain tensioning for quick and convenient chain adjustment
- Easy Start spring-assisted starter with optimized engine management for quick starting with less force
- Primer pump for easy cold starting

	Guide Bar	Pitch	Gauge
EA3201SRBB	14"	3/8"	.050"

STANDARD



EA3200SR
32 cc Chain Saw



- Easy Start spring-assisted starter with optimized engine management for quick starting with less force
- Steel anti-vibration mount springs engineered to reduce vibration
- Primer pump for easy cold starting

	Guide Bar	Pitch	Gauge
EA3200SRBB	14"	3/8"	.050"



Heated Handle



Heavy-Duty Filter



Easy Starting System



Tool-Less Chain Adjustment





DURABILITY



No oil mixing simplifies operation and prevents piston seizure due to improper mixing

EK7651H
14" 75.6 cc MM4® 4-Stroke Engine Power Cutter

- Automatic engine decompression valve is engineered into the cam gear to reduce pull-start force by 40%
- Pressure compensated carburetor with vented choke plate allows for optimum fuel delivery and reduces the occurrence of flooding during cold starts
- Integrated all aluminum wheels reduce fatigue during long straight cuts and retract when not in use

ENGINE DISPLACEMENT	4.61 CU.IN. (75.6 cc)
NO LOAD SPEED/MAX. SPINDLE SPEED	9,100 / 4,300 RPM
MAX. CUTTING DEPTH	4-13/16"
DRY WEIGHT	28.3 LBS.



EK8100
16" 81 cc Power Cutter

- Improved deco-valve and metering spring for precise fuel regulation
- Start capacitor with start support function stores electrical energy resulting in significantly less pull start force
- On-Off-choke operation on a single lever for operator convenience

ENGINE DISPLACEMENT	4.9 CU.IN. (81 cc)
NO LOAD SPEED/MAX. SPINDLE SPEED	9,350 / 3,820 RPM
MAX. CUTTING DEPTH	5-3/4"
DRY WEIGHT	23.3 LBS.




EK7301
14" 73 cc Power Cutter

- Improved decompression valve and metering spring for precise fuel regulation
- Start capacitor with start support function resulting in significantly less pull start force
- On-Off-Choke operation on a single lever for operator convenience

ENGINE DISPLACEMENT	4.5 CU.IN. (73 cc)
NO LOAD SPEED/MAX. SPINDLE SPEED	9,350 / 4,300 RPM
MAX. CUTTING DEPTH	4-13/16"
DRY WEIGHT	22 LBS.



EFFICIENCY



2-stage Cyclonic Air Filtration System ejects large debris while the filter captures smaller particles

EK6101
14" 61 cc Power Cutter

- Cyclonic air Intake delivers more air, more efficiently and increases air filter life by discarding 90% of larger debris
- Start capacitor with start support function resulting in significantly less pull start force
- Smaller hub and drive wheel assembly increases maximum cutting depth to 5-1/8"

ENGINE DISPLACEMENT	3.7 CU.IN. (61 cc)
NO LOAD SPEED/MAX. SPINDLE SPEED	9,850 / 4,400 RPM
MAX. CUTTING DEPTH	5-1/8"
DRY WEIGHT	19.6 LBS.

SUPER JOINT SYSTEM™
SJS

4114 14" SJS™ Angle Cutter

- SJS™ technology is a mechanical clutch system that helps prevent motor and gear damage
- Built-in vacuum attachment port and rubber shield reduces dust and debris

ARBOR	1"
MAX. CUTTING DEPTH (14" CUT-OFF WHEEL)	5"
NO LOAD SPEED	3,800 RPM
NET WEIGHT	23.8 LBS.



UH6570 25" Electric Hedge Trimmer

- Low motor noise level for quiet operation
- Well balanced and with less weight

CAPACITY (CUTTING LENGTH)	25-1/2"
BLADE SPEED	1,600 SPM
AMPS	4.8
NET WEIGHT	8.2 LBS.



UH5570 22" Electric Hedge Trimmer

- Well balanced and with less weight
- Two-hand operation switch, motor runs only when grips are held with both hands

CAPACITY (CUTTING LENGTH)	21-5/8"
BLADE SPEED	1,600 SPM
AMPS	4.8
NET WEIGHT	7.9 LBS.



UC4051A 16" Electric Chain Saw

TOOL-LESS

- "Tool-less" blade and chain adjustments for convenient operation and easy maintenance
- Rubberized grip handles are ergonomically designed for comfort

CHAIN SPEED	2,900 FPM
CHAIN PITCH	3/8"
OIL TANK CAPACITY	6.8 OZ.
NET WEIGHT (W/O BAR & CHAIN)	12.3 LBS.



UC3551A 14" Electric Chain Saw

TOOL-LESS

- "Tool-less" blade and chain adjustments
- Built-in current limiter helps protect motor

CHAIN SPEED	2,900 FPM
CHAIN PITCH	3/8"
OIL TANK CAPACITY	6.8 OZ.
NET WEIGHT (W/O BAR & CHAIN)	12.1 LBS.



5012B 11-3/4" Electric Chain Saw

- 11.5 AMP motor powers through stock for smooth and fast cutting
- Special sprocket inside the end of the chain bar for smooth chain action

CHAIN SPEED	5,500 FPM
CHAIN PITCH	3/8"
GUIDE BAR LENGTH	11-3/4"
NET WEIGHT (W/O BAR & CHAIN)	9.5 LBS.

1-1/8" Hex



HM1307CB 35 lb. Demolition Hammer

- Powerful 14 AMP motor delivers 25.7 lbs. of impact energy to handle the most demanding applications
- Constant Speed Control automatically applies additional power to the motor to maintain consistent speed under load for the most challenging jobs

BLOWS PER MINUTE (VARIABLE SPEED)	730 - 1,450 BPM
IMPACT ENERGY	25.7 FT.LBS.
AMPS	14
NET WEIGHT	38.2 LBS.

AVT[®] Accepts SDS-MAX
Anti Vibration Technology


HM1214C 27 lb. AVT[®] Demolition Hammer

- Powerful 14 AMP motor delivers 19 ft.lbs. of impact energy to handle the most demanding applications
- Anti-Vibration Technology is an internal counterbalance system that greatly reduces vibration

BLOWS PER MINUTE (VARIABLE SPEED)	950 - 1,900 BPM
IMPACT ENERGY	19 FT.LBS.
AMPS	14
NET WEIGHT	27.1 LBS.

Accepts SDS-MAX



HM1203C 20 lb. Demolition Hammer

- Powerful 14 AMP motor delivers 18.8 ft.lbs. of impact energy to handle the most demanding applications
- Constant speed control automatically applies additional power to the motor to maintain speed under load to complete the most challenging jobs

BLOWS PER MINUTE (VARIABLE SPEED)	950 - 1,900 BPM
IMPACT ENERGY	18.8 FT.LBS.
AMPS	14
NET WEIGHT	20.3 LBS.

Trimmer Heads

Bump and Feed Trimmer Head














RAPID LOAD TRIMMER HEADS



QUICK LOADING
three options to load without splitting head



EASY LINE REMOVAL
without splitting trimmer head

Part #	Arbor Size	Standard Line	Line Capacity	Fits Models						
				EM2650LH	EM2652LHN	EM2650UH	XRU09	XRU07	XRU08	XRU04
 T-01753A 10mm LH Comfort Trim Bump and Feed Head	M10 x 1.25 LH	.095"	20 ft. of .080" 18 ft. of .095" 16 ft. of .105" 13 ft. of .110"	●	●	●	●			
 T-02917 8mm LH Comfort Trim Bump and Feed Head	M8 x 1.25 LH	.095"	20 ft. of .080" 18 ft. of .095" 16 ft. of .105" 13 ft. of .110"							●
 T-03187 8mm RH Comfort Trim Bump and Feed Head	M8 x 1.25 RH	.095"	20 ft. of .080" 18 ft. of .095" 16 ft. of .105" 13 ft. of .110"					●	●	
 B-05119 High Capacity Bump and Feed Head	M10 x 1.25 LH	.095"	30 ft. of .080" 20 ft. of .095" 20 ft. of .105" 10 ft. of .130"	●	●	●				
 B-60143 Bump and Feed Trimmer Head	M8 x 1.25 LH	.095"	20 ft. of .080" 16 ft. of .095" 14 ft. of .105" 13 ft. of .110"							●
 B-60109 Bump and Auto Feed Trimmer Head	LH Universal	.095"	17 ft. of .080" 12 ft. of .095" 10 ft. of .105" 9 ft. of .110"	●	●	●	●			●
 B-60121 Bump and Auto Feed Trimmer Head	M8 x 1.25 RH, 3/8" x 24 RH	.095"	20 ft. of .080" 16 ft. of .095" 14 ft. of .105" 13 ft. of .110"					●	●	
 197297-1 Bump and Feed Trimmer Head	M8 x 1.25 RH	.080"	20 ft. of .080" 18 ft. of .095" 16 ft. of .105" 13 ft. of .110"					●	●	
 B-02951 Fixed Line Trimmer Head	Universal	.130"	5 ft. of .105" 5 ft. of .110" 4 ft. of .130"	●	●	●				
 713300-C Bump and Feed Trimmer Head	M10 x 1.25 LH	.095"	30 ft. of .080" 20 ft. of .095" 20 ft. of .105" 10 ft. of .130"	●	●	●	●			
 713301-C Manual Feed Trimmer Head	M10 x 1.25 LH	.095"	30 ft. of .080" 20 ft. of .095" 20 ft. of .105" 10 ft. of .130"	●	●	●	●			

Trimmer Attachments



Part #	Includes	Fits Models
135683-8 Articulating Hedge Trimmer Attachment	Blade Cover	EM2650LH, EM2650UH, EM2652LHN, EE2650H, EN4950H, EN4951SH, EN5550SH, EN5950SH, EN7350SH
A-89523 Articulating Hedge Trimmer Attachment		
135544-2 Double-Sided Hedge Trimmer Attachment		
135545-0 Single-Sided Hedge Trimmer Attachment		
196315-2 Pole Saw Attachment	10" Bar, 10" Chain, Chain Protector	

Trimmer Service Kit



Part #	Includes	Fits Models
197680-2 Maintenance and Service components to tune up engine for optimum performance and durability	Spark Plug, Fuel Filter, Air Filters	EM2650LH, EM2650UH, EM2652LHN, EE2650H, EN4950H, EN4951SH, EN5550SH, EN5950SH, EN7350SH

9" Star Blade, 4 Tooth



Part #	Includes	Fits Models
B-14118 Efficient cutting of grasses, shrubs, underwood and thicket	9" Star Blade, 1" Arbor	EM2650LH*, EM2652LHN*, EM2650UH

*Requires Brush Cutter Conversion Kit (196500-7)



Brush Cutter Harness

Part #	Includes	Fits Models
122906-3 Padded shoulder straps distribute weight evenly for improved comfort	Harness	EM2650LH, EM2652LHN, EM2650UH, XRU04Z, XRU07Z

Brush Cutter Conversion Kit



Part #	Includes	Fits Models
196500-7 Conveniently converts Makita® string trimmer into a blade capable grass trimmer	Harness, Protector, Barrier Bar, Clamp, Cup, Nut M10-17, Universal Wrench	EM2650LH, EM2652LHN

Chain Saw Chains



Part #	Length	Pitch	Gauge	Drive Links	File Size	Fits Guide Bars												
						158476-6	165695-7	165245-8	163150-3	165246-6	165201-8	442-040-661	443-045-661	415-045-641	443-053-661	445-050-665	713201-A	713201-A
791284-8	4-1/2"	1/4"	.050"	42	5/32"	●												
196142-7	10"	3/8"	.050"	39	5/32"		●											
531-291-646	12"	3/8"	.043"	46	4.5 mm			●										
196519-6	12"	3/8"	.050"	45	5/32"				●									
196741-5	14"	3/8"	.043"	52	4.5 mm					●								
196207-5	14"	3/8"	.050"	52	5/32"						●							
196208-3	16"	3/8"	.050"	56	5/32"							●						
523-102-064	18"	3/8"	.050"	64	7/32"								●					
528-086-672	18"	.325"	.050"	72	3/16"									●				
523-102-072A	20"	3/8"	.050"	72	7/32"										●	●	●	●
713105-A	24"	3/8"	.050"	84	7/32"													●

*Per ANSI B175.1 2012

Chain Protectors



Part #	Size	Fits Models
416311-7	5"	XCU01Z
452093-7	10"	EY2650H25H
952-010-630	14-16"	XCU03, EA3200S, EA3201S, EA3500S, EA3601F, EA4300F
952-010-640	18"	DCS5121, EA5000P, EA6100P
952-020-650	20"	DCS5121, EA5000P, EA6100P, DCS6421
952-020-660	24"	EA7300P, EA7301P, EA7900P, EA7900P
952-030-180	32"	EA7300P, EA7301P, EA7900P, EA7900P

Bar and Chain Oil



Part #	Fits Models
181119-A (Summer Mix) 1 Quart Bar and Chain Oil	All Makita® Chain Saws
181116-A (Summer Mix) 1 Gallon Bar and Chain Oil	
T-03159 (Winter Mix) 1 Gallon Bar and Chain Oil	

COMING
SOON

BLOWER

Vacuum Kit



Part #	Includes	Fits Models
195282-8 Engineered for efficient collection of leaves and debris	Dust Bag, Elbow, Pipes	BHX2500CA

Blower Nozzles



Part #	Fits Models
451753-8 Flat End Nozzle	BHX2500CA
667-95002-01 Short End Nozzle	BBX7600CA, BBX7600N
454896-5 End Nozzle 90-60	EB7650TH, EB7650WH
454916-5 Flat End Nozzle 90	EB7650TH, EB7650WH
455128-3 End Nozzle 90-70	EB7650TH, EB7650WH
197888-8 Extension Nozzle	XBU02
197889-6 Flat Nozzle	XBU02

GAS EQUIPMENT

Filter Kits



Part #	Includes	Fits Models
315-173-010 Air Filter	Air Filter Only	EK6101
957-173-400 Heavy Duty Filter Kit	Paper Filter, Felt Pre-Filter, Base, Clamp, Connecting Sleeve, Bottom, Filter Hood	DCS6421, EA7300P, EA7301P, EA7900P, EA7901P
957-173-110 5+1 Filter Set	5 Pre-Filters, 1 Paper Filter	EK7301, EK8100
195599-9 5+1 Filter Set	5 Pre-Filters, 1 Paper Filter	EK7651H

Mix Oils



Part #	Includes	Fits Models
195826-4 10W-30 Engine Oil	80ml of Oil	24.5 and 25.4 cc MM4® Engines
195826-4-48 10W-30 Engine Oil (48)	80ml of Oil	
T-02484 10W-30 Engine Oil	200ml of Oil	75.6cc MM4® Engines
T-02490 10W-30 Engine Oil (48)	200ml of Oil	
T-00745 Synthetic 1 Gallon Mix, 50:1 2-Stroke Fuel Mix	2.6 oz. 2-Stroke Mix Oil	All 2-Stroke Models
T-00745-48 Synthetic 1 Gallon Mix, 50:1 2-Stroke Fuel Mix (48)	48 Bottles of 2.6 oz. 2-Stroke Mix Oil	
T-00739 Synthetic 2.5 Gallon Mix, 50:1 2-Stroke Fuel Mix	6.4 oz. 2-Stroke Mix Oil	
T-00739-48 Synthetic 2.5 Gallon Mix, 50:1 2-Stroke Fuel Mix (48)	48 Bottles of 6.4 oz. 2-Stroke Mix Oil	
986-100-105 5 Gallon Mix, 50:1 2-Stroke Fuel Mix (24)	24 Bottles of 12.8 oz. 2-Stroke Mix Oil	

POWER CUTTER

Power Cutter Dollies with Water Tank

- Comes completely assembled
- Depth-wheel weighted for greater stability
- "Tool-less" attachment - saw to dolly
- Quick adjusting ratchet system



Pressurized Water Tank
988-394-610



Angular Union Assembly
010-114-081


Large opening and angled neck to allow for easy filling of gas





Power Cutter Metal Case
988-959-402








Demolition Hammer Steel







Part #	1-1/8" Hex 		SDS-MAX 	
	Bull Point All-purpose demolition and starting holes in concrete	D-21353 20-1/2"	B-45559 16"	751424-A 18"
Flat Chisel General purpose chipping, edging and channeling	D-21369 1-1/8" x 20-1/2"		751231-A 1" x 18"	751228-A 1" x 12"
Digging Chisel Digs deep into hard ground and asphalt	751621-A 3" x 22-1/2"		-	
Clay Spade Digs clay, shale, hard-packed gravel and dirt	751622-A 5-1/2" x 20"		751626-A 4-1/2" x 17"	
Asphalt Cutter Cuts asphalt or hard ground (not for concrete)	751620-A 5" x 17-1/2"		751625-A 5" x 15"	

18V LXT® Lithium-Ion Batteries

	Part #	AMP	Charge Time
	COMING SOON BL1860B (1-Pack) BL1860B-2 (2-Pack)		55 Min.
	BL1850B (1-Pack) BL1850B-2 (2-Pack) BL1850B-10 (10-Pack)		45 Min.
	BL1840B (1-Pack) BL1840B-2 (2-Pack)		40 Min.
	BL1830B (1-Pack) BL1830B-2 (2-Pack) BL1830B-10 (10-Pack)		30 Min.
	BL1820B (1-Pack) BL1820B-2 (2-Pack)		25 Min.

LXT® Chargers

Part #	BL1830 Charge Time	BL1820 Charge Time
 DC18RC 18V Rapid Optimum Charger	30 Min.	25 Min.
 DC18SF 18V LXT® Lithium-Ion 4-Port Charger	60 Min. (2 Batteries)	50 Min. (2 Batteries)
 DC18RD 18V Dual Rapid Optimum Charger	30 Min. (2 Batteries)	25 Min. (2 Batteries)
 DC18SE 18V Automotive Charger	60 Min.	50 Min.



18V LXT® Flashlights

DML805 Cordless/Corded L.E.D. Floodlight	DML802 L.E.D. Flashlight	DML801 12 L.E.D. Flashlight	DML807 L.E.D. Lantern/Flashlight	DML806 L.E.D. Lantern/Flashlight	DML184 Fluorescent/Incandescent Flashlight	DML185 Xenon Flashlight	LXLM01 L.E.D. Flashlight
							



Makita[®]



makitatools.com/ruletheoutdoors

999CAT8 0317-25M MA-7058-16

The MAKITA[®] TEAL COLOR is the trade dress of Makita[®] Corporation and is protected under common law and registered with the U.S. Patent and Trademark Office. The Makita[®] Black & White color combination is the trade dress of Makita[®] Corporation and is protected under common law with the U.S. Patent and Trademark Office.