



THE ALL-NEW 2021 FORD F-150®

TOUGH LEADS THE WAY.

Find the shortest route to the front of the pack aboard the toughest, most productive Ford F-150 pickup ever. New technology and productivity features, plus the available new 3.5L PowerBoost® Full Hybrid engine are just the beginning. Top-rank towing and payload numbers are backed by legendary Built Ford Tough® brawn, durability and longevity. And you have great power of choice, with 6 trim levels from the XL to the LIMITED, 6 engines, 3 cabs, 3 box lengths, plus loads of capability and appearance packages. The more you have to do, the more ways the new F-150 can help you get it done. It's cutting edge, hardworking, and out in front all the way.

BEST-IN-CLASS³
14,000 LBS.

MAX. AVAILABLE TOWING⁴

BEST-IN-CLASS
3,325 LBS.

MAX. AVAILABLE PAYLOAD⁵

MAX. AVAILABLE
430 HP⁶

MAX. AVAILABLE
570 LB.-FT. TORQUE⁶

LARIAT™ SUPERCREW® 4x4. Smoked Quartz Metallic Tinted Clearcoat.² Available Chrome Package. Available equipment. (Max. Payload 2,100 lbs. and Max. Towing 13,900 lbs., when properly equipped with 5.5' box, available 3.5L EcoBoost® engine and available Max. Trailer Tow Package.)

1. Best-selling trucks for 43 years based on 1977-2019 CY total sales.

Horsepower, torque, payload and towing ratings are independent attributes and may not be achieved simultaneously. For additional information, see your Ford Dealer. Vehicle imagery throughout this brochure may be computer-generated and may include available and aftermarket equipment.

2. Additional charge. **3.** Class is Full-Size Pickups under 8,500 lbs. GVWR. **4.** Max. towing of 14,000 lbs. available on SuperCab 8' box 4x2 and SuperCrew 4x2 configurations with the available 3.5L EcoBoost® engine and available Max. Trailer Tow Package (not shown). Max. towing varies based on cargo, vehicle configuration, accessories and number of passengers. **5.** Max. payload of 3,325 lbs. on Regular Cab 8' box 4x2 with available 5.0L V8 engine and available Max. Trailer Tow and Heavy-Duty Payload Packages (not shown). Max. payload varies and is based on accessories and vehicle configuration. See label on door jamb for carrying capacity of a specific vehicle. **6.** Max. horsepower and torque based on the available 3.5L PowerBoost engine. Calculated via combined performance of the engine and electric motor(s) with peak battery power. The calculations utilize SAE J1349® engine results and Ford electric motor dyno testing. Your results may vary.

BRILLIANT STRENGTH.

It's an old adage: choose brains or brawn, you can't have both. Yet Built Ford Tough® trucks have combined them for decades. The 2021 Ford F-150® pickup takes the partnership even further. Visionary technology and massive capability work in unison to make life easier and to outsmart difficult challenges. This isn't brains vs. brawn. No, this is brains *and* brawn – a unique combination of features and capabilities that can help you be more productive whether you're on the clock or off. Here's proof.

CLASS-EXCLUSIVE FEATURES

● STANDARD ○ AVAILABLE

- OVER-THE-AIR VEHICLE SOFTWARE UPDATES
- 10-SPEED AUTOMATIC TRANSMISSION
- HIGH-STRENGTH, MILITARY-GRADE, ALUMINUM ALLOY¹ BODY AND BOX
- TRAILER REVERSE GUIDANCE
- 3.5L POWERBOOST® FULL HYBRID V6 ENGINE
- 2KW, 2.4KW AND 7.2KW PRO POWER ONBOARD
- ZONE LIGHTING
- 12" DIGITAL, CONFIGURABLE GAUGE CLUSTER WITH MESSAGE CENTER
- INTERIOR WORK SURFACE
- MAX RECLINE FRONT SEATS
- BOXLINK™ WITH LOCKING CLEATS
- STOWABLE LOADING RAMPS
- STOWABLE SHIFTER
- MULTICONTOUR FRONT SEATS WITH ACTIVE MOTION®
- INTELLIGENT ADAPTIVE CRUISE CONTROL
- LANE CENTERING
- INTERSECTION ASSIST
- EVASIVE STEERING ASSIST
- POST-COLLISION BRAKING
- ACTIVE PARK ASSIST™ 2.0



XL SUPERCAB™ 4x4. Space White Metallic. Available Chrome Package. Available equipment. (Max. Payload 2,240 lbs. and Max. Towing 12,300 lbs., when properly equipped with 6.5' box, available 5.0L V8 engine, and available Max. Trailer Tow Package.)

¹. 6000-series aluminum alloy.

XL REGULAR CAB 4x4. Agate Black Metallic. Available Chrome Package. Available equipment. (Max. Payload 3,050 lbs. and Max. Towing 13,000 lbs., when properly equipped with 8' box, available 5.0L V8 engine, available Max. Trailer Tow and Heavy-Duty Payload Packages.)

NOTE: Maximum payload and towing capabilities shown throughout this brochure are for properly equipped base vehicles with required equipment and a 150-lb. driver and vary based on cargo, vehicle configuration, accessories and number of passengers. See Payload and Towing charts in the Specifications section for maximum ratings by configuration. See label on door jamb for carrying capacity of a specific vehicle.

TOW BIG OR GO HOME.

This Ford F-150® SuperCrew® can tow a Best-in-Class 14,000 lbs! across town or cross-country. We combine the serious science of Ford towing technology with renowned Built Ford Tough® engineering to deliver massive capability. In fact, every truck across the lineup is born to tow. Lots of choices let you optimize your Ford F-150 pickup to your needs. So build your own and take pride in driving one of the best towing machines on the road.

AVAILABLE MAX. TRAILER TOW PACKAGE

- PRO TRAILER BACKUP ASSIST™
- ELECTRONIC-LOCKING REAR AXLE
- TRAILER BRAKE CONTROLLER
- CLASS IV TRAILER HITCH RECEIVER
- SMART TRAILER TOW CONNECTOR
- 36-GALLON FUEL TANK
- UPGRADED REAR BUMPER



BEST-IN-CLASS
14,000 LBS.
MAX. AVAILABLE TOWING¹

KING RANCH® SUPERCREW® 4x2. Agate Black/Stone Gray Metallic two-tone. Available Max. Trailer Tow Package. Available equipment. (Max. Payload 2,245 lbs. and Max. Towing 14,000 lbs. when properly equipped with 6.5' box, available 3.5L EcoBoost® engine, and available Max. Trailer Tow Package.)

¹ Max. towing of 14,000 lbs. available on SuperCab™ 8' box 4x2 and SuperCrew 4x2 configurations with the available 3.5L EcoBoost engine and available Max. Trailer Tow Package (shown). Max. towing varies based on cargo, vehicle configuration, accessories and number of passengers.



TOW LIKE A PRO.

CAMERAS, RADAR, SENSORS DRIVE TOWING TECH.

The F-150® pickup has long offered the available 360-Degree Camera to help make towing easier.¹ And now, there are even more features to pitch in. Use the Rear View Camera with Dynamic Hitch Assist to center the tow ball under the trailer coupler. Once properly hitched, tap into the available Tow Technology Package features: The Smart Trailer Tow Connector can warn you if trailer lights are out, and shows you trailer battery status. It can even alert you to potential trailer theft via the FordPass™ App² on your smartphone if your trailer is disconnected while you're away from the vehicle. After initial set up, Pro Trailer Backup Assist™³ simplifies truck steering to back up your trailer while new Trailer Reverse Guidance³ camera views and screen graphics help you maneuver. So you'll be parked in no time.



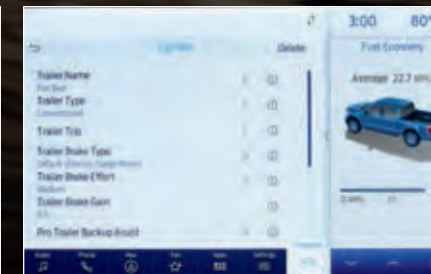
360-DEGREE CAMERA TECHNOLOGY
Available to help you clearly see all sides of your vehicle when maneuvering in tight spaces.



REAR VIEW CAMERA WITH DYNAMIC HITCH ASSIST
Standard on all trim levels, it helps you hook up your trailer with ease.



NEW TRAILER REVERSE GUIDANCE
This available feature provides camera views and steering guidance graphics to assist in backing up and parking a trailer.



SIMPLE TRAILER SETUP
Follow the Quick Start Guide to program one or more trailers into available Pro Trailer Backup Assist.

1. Driver-assist features are supplemental and do not replace the driver's attention, judgment and need to control the vehicle. It does not replace safe driving. See owner's manual for details and limitations. 2. FordPass App, compatible with select smartphone platforms, is available via download. Message and data rates may apply. FordPass Connect, the FordPass App and complimentary Connected Service are required for remote features (see FordPass Terms for details). Connected service features depend on compatible AT&T network availability. Evolving technology/cellular networks/vehicle capability may limit functionality and prevent operation of connected features. Connected service excludes Wi-Fi hotspot. 3. Please consult your owner's manual or Pro Trailer Backup Assist Quick Start Guide for information on setting up your trailer. 4. Additional charge.

CARRY THAT WEIGHT.



No doubt about it: Payload's a big deal. That's why we use Built Ford Tough® advanced engineering, robust materials and rugged construction to make heavy payloads possible. From getting cargo onboard to managing what's in the box, we offer the smart tools that help make the most out of all that capability. Get easier bed access with available features such as step bars and running boards that extend all the way to the wheel wells, and the Tailgate Step. So when you want to carry that weight, do it with the all-new Ford F-150.®



NEW CARGO BOX CAMERA

It lets you check on cargo and tie-downs, as well as see if the tailgate is closed. Included in the available 360-Degree Camera.¹

AVAILABLE CARGO TOOLS

- NEW EXTENDED-LENGTH RUNNING BOARDS (INCLUDING A POWER MODEL) FOR ENHANCED BED ACCESS
- NEW POWER TAILGATE INCLUDING TAILGATE STEP AND NEW TAILGATE WORK SURFACE
- STOWABLE RAMPS AND THE TAILGATE STEP FOR LOADING
- BOXLINK™ WITH LOCKING CLEATS AND BED EXTENDER TO MANAGE CARGO

BEST-IN-CLASS

3,325 LBS.

MAX. AVAILABLE PAYLOAD²

XL REGULAR CAB 4x2. Oxford White. Available Heavy-Duty Payload Package. Available equipment. (Max. Payload 3,325 lbs. and Max. Towing 13,000 lbs. when properly equipped with 8' box, available 5.0L V8 engine, and available Max. Trailer Tow and Heavy-Duty Payload Packages.)

1. Driver-assist features are supplemental and do not replace the driver's attention, judgment and need to control the vehicle. It does not replace safe driving. See

owner's manual for details and limitations. 2. Max. payload of 3,325 lbs. on Regular Cab 8' box 4x2 with available 5.0L V8 engine and available Max. Trailer Tow and Heavy-Duty Payload Packages (shown). Max. payload varies and is based on accessories and vehicle configuration. See label on door jamb for carrying capacity of a specific vehicle.

NEXT-GEN POWER.



NEW 3.5L POWERBOOST® FULL HYBRID POWERTRAIN

In yet another leap forward for our tough, smart, productive trucks, the available 3.5L PowerBoost Full Hybrid V6 engine combines the proven 3.5L EcoBoost® twin-turbo V6, a transmission with an integrated electric motor, and a lithium-ion battery pack to intelligently store and augment power by up to 44 hp (33kW) when you need it most. F-150® models with PowerBoost deliver the same passenger and cargo room as equivalent models without PowerBoost.

Ford torture-tested the 2021 F-150 hybrid powertrain to make sure it will operate in extreme conditions and meet customer demands. Our teams took it up the grueling Davis Dam grade in Arizona, through the high altitudes of Colorado, and into the brutal cold of Manitoba, Canada.

PowerBoost lives up to Built Ford Tough® commitment and meets the demands of those who work hard and play harder.

12,700 LBS.
MAX. AVAILABLE TOWING¹

2,120 LBS.
MAX. AVAILABLE PAYLOAD²

EPA-Estimated Fuel Economy Ratings for all F-150 engines can be found on the inside back cover of this brochure.

MAX. AVAILABLE

430 HP³

**570 LB.-FT.
TORQUE³**

PLATINUM® SUPERCREW® 4x4. Antimatter™ Blue Metallic. Available 3.5L PowerBoost engine. Available Max. Trailer Tow Package. Available equipment. (Max. Payload 1,830 lbs. and Max. Towing 12,500 lbs., when properly equipped with 5.5' box, available 3.5L PowerBoost engine and available Max. Trailer Tow Package.)

1. Max. towing of 12,700 lbs. SuperCrew 4x2 with available 3.5L PowerBoost engine and available Max. Trailer Tow Package (not shown). Max. towing varies based on cargo, vehicle configuration, accessories and number of passengers. **2.** Max. payload of 2,120 lbs. on SuperCrew 6.5' box 4x2 with available 3.5L PowerBoost engine (not shown). Max. payload varies and is based on accessories and vehicle configuration. See label on door jamb for carrying capacity of a specific vehicle.

3. Max. horsepower and torque based on the available 3.5L PowerBoost engine. Calculated via combined performance of the engine and electric motor(s) with peak battery power. The calculations utilize SAE J1349® engine results and Ford electric motor dyno testing. Your results may vary.

Horsepower, torque, towing and payload and EPA-Estimated Fuel Economy Ratings are independent attributes and may not be achieved simultaneously.

POWER YOUR WAY.

One of 6 available powerplants can deliver the performance you need, along with your choice of attitude. The new 3.5L PowerBoost® Full Hybrid engine is a revolution under the hood, while the 5.0L V8 and 3.0L Power Stroke® Turbo Diesel are modern classics. The twin-turbos on either EcoBoost® provide an afterburner rush, and the workhorse 3.3L V6 is a get-it-done kind of motor. The Ford F-150® pickup lets you choose the engine for the work you do and the way you want to roll.



STANDARD 10-SPEED AUTOMATIC TRANSMISSION WITH UP TO 8 SELECTABLE DRIVE MODES

4x2: SPORT, ECO, TOW/HAUL, NORMAL, SLIPPERY, TRAIL

4x4: INCLUDES 4x2 MODES EXCEPT TRAIL; ADDS DEEP SNOW/SAND AND MUD/RUTS

AVAILABLE FX4 OFF-ROAD PACKAGE: INCLUDES 4x4 MODES, PLUS ROCK CRAWL



NEW 3.5L POWERBOOST FULL HYBRID V6
430 Max. Horsepower¹
570 lb.-ft. of Torque¹



3.0L POWER STROKE TURBO DIESEL
250 Max. Horsepower
440 lb.-ft. of Torque



3.5L ECOBOOST
400 Max. Horsepower
500 lb.-ft. of Torque



5.0L TI-VCT V8
400 Max. Horsepower
410 lb.-ft. of Torque



2.7L ECOBOOST
325 Max. Horsepower
400 lb.-ft. of Torque



3.3L TI-VCT V6
290 Max. Horsepower
265 lb.-ft. of Torque

LARIAT™ SUPERCREW® 4x4. Agate Black Metallic. Available Sport Package. Available 20" wheels. Available equipment.

1. Calculated via combined performance of the engine and electric motor(s) with peak battery power. The calculations utilize SAE J1349® engine results and Ford electric motor dyno testing. Your results may vary.

Horsepower and torque are independent attributes and may not be achieved simultaneously.


EPA-Estimated Fuel Economy Ratings for all F-150 engines can be found on the inside back cover of this brochure.

NEW POWER AUTHORITY.

PRO POWER ONBOARD.

With available Pro Power Onboard, the 2021 F-150® pickup offers best usable power on demand in the class. From Tailgater to Contractor, available 2.0kW, 2.4kW and 7.2kW systems let you choose the output¹ that meets your needs. Plug into the available AC outlets located in the cab and box and use the dashboard SYNC® 4 screen or FordPass™ App² to track combined wattage used by connected devices.³ Choose the available PowerBoost® Full Hybrid engine, and the vehicle's lithium-ion battery can help run your job site. If the hybrid battery gets low, the engine can start automatically⁴ to recharge it and you can keep working. When the weekend rolls in, throw the ultimate tailgate party by plugging in a TV and portable fridge. Then let the games begin.

1. Maximum power draw not to exceed limits specified in the vehicle owner's manual. See owner's manual for important operating instructions. **2.** FordPass App, compatible with select smartphone platforms, is available via download. Message and data rates may apply. FordPass Connect, the FordPass App and complimentary Connected Service are required for remote features (see FordPass Terms for details). Connected service features depend on compatible AT&T network availability. Evolving technology/cellular networks/vehicle capability may limit functionality and prevent operation of connected features. Connected service excludes Wi-Fi hotspot. **3.** Must be within 36 feet of vehicle to control energy usage. **4.** Automatic engine restart requires that Generator Mode is engaged. **5.** Power may also be limited in Drive mode, or certain ambient temperature conditions. Some electrical equipment requires higher startup power than the running rating and could exceed the power capacity of the system. See owner's manual for important operating instructions.



7.2 kW

Up to 6 available 120V/20A outlets and one 240V/30A outlet.

Available with the 3.5L PowerBoost engine.

WORK


Welder (240V)	(4,000W)
6G Air Compressor	(1,200W)
Reciprocating Saw	(780W)
Hammer Drill	(550W)
Laser Printer	(440W)

Simultaneous use total: **6,970W**

RECREATION

Space Heater (240V)	(4,740W)
Coffee Maker	(1,100W)
Blender	(600W)
TV	(150W)

Simultaneous use total: **6,590W**



2.4 kW

Up to 4 available 120V/20A outlets.

Standard with the available 3.5L PowerBoost engine.

WORK


Reciprocating Saw	(780W)
Hammer Drill	(550W)
Jigsaw	(450W)
Laser Printer	(440W)

Simultaneous use total: **2,220W**

RECREATION

Microwave	(1,300W)
Blender	(600W)
Game Console	(250W)
TV	(150W)

Simultaneous use total: **2,300W**



2.0 kW

Up to 4 available 120V/20A outlets.

Available with these available engines: 2.7L and 3.5L EcoBoost® and 5.0L V8.

WORK

Reciprocating Saw	(780W)
Hammer Drill	(550W)
Jigsaw	(450W)
Sander	(150W)

Simultaneous use total: **1,930W**

RECREATION

Sandwich Maker	(760W)
Blender	(600W)
Game Console	(250W)
TV	(150W)

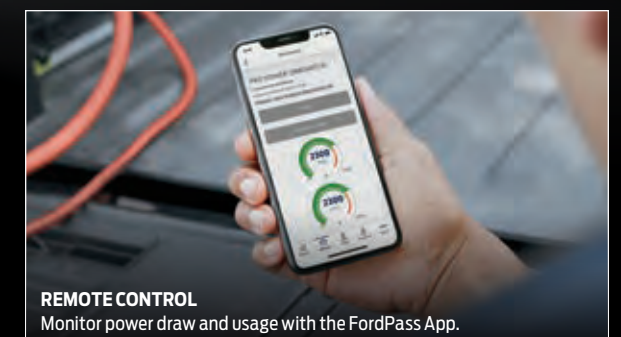
Simultaneous use total: **1,760W**

Maximum power available is limited to the combined total of all items in use.⁵ 7.2kW full capability requires use of a 240V item, 120V capability maximum is 6kW.

MORE POWERFUL FEATURES



CENTRAL CONTROL
Monitor power draw and usage across multiple circuits on the center stack touchscreen.



REMOTE CONTROL
Monitor power draw and usage with the FordPass App.

BUILT-IN WORKBENCH.

NEW TAILGATE WORK SURFACE.


Now it's even easier to set up shop wherever you take your 2021 Ford F-150® pickup. A variety of useful holders are molded into the available durable composite Tailgate Work Surface, which has a grained texture to help keep work in place. Every F-150 pickup equipped with the available tailgate step comes with this innovative feature. Plus, all Ford F-150 truck tailgates get standard tie-down hooks to help secure loads that extend out over the tailgate (and double as handy bottle openers), as well as standard clamp pockets that can allow you to perform a wider range of tasks.



NEW TAILGATE CLAMP POCKETS
Just the thing to help your work stay where it belongs.



TAILGATE STEP
A Ford innovation and proven design.



MEDIA HOLDER
Props up your smartphone or tablet for easy viewing.

CUP/HARDWARE HOLDER
Beverage of choice within reach.

DUAL RULERS
For quick measurements without a tape.

FLAT SURFACE
Gives you a sizable work area clear of the bed.

CLAMP POCKETS
Spring-loaded doors help shut out water and debris.

UTILITY TRAY
Small parts go here.

TAILGATE TIE-DOWN HOOKS
Offer you more anchor points to help secure cargo across the tailgate.

CONFIDENCE. MILE AFTER MILE.

FORD CO-PILOT360™ TECHNOLOGY

With their ability to monitor situations and conditions, this well-rounded collection of advanced driver-assist¹ systems can supplement your driving skills, helping you feel confidently in command. Every 2021 Ford F-150® pickup includes the following standard technologies:

- AUTO HOLD
- AUTOLAMP (AUTOMATIC ON/OFF HEADLAMPS) WITH AUTO HIGH BEAMS
- LANE-KEEPING SYSTEM
- PRE-COLLISION ASSIST WITH AUTOMATIC EMERGENCY BRAKING (AEB)
- REAR VIEW CAMERA WITH DYNAMIC HITCH ASSIST

LARIAT™ SUPERCREW® 4x4. Rapid Red Metallic Tinted Clearcoat.² Available Sport Package. Available equipment.

¹ Driver-assist features are supplemental and do not replace the driver's attention, judgment and need to control the vehicle. It does not replace safe driving. See owner's manual for details and limitations. ² Additional charge. ³ Navigation services require SYNC® 4 and FordPass Connect, complimentary Connected Service and the FordPass App (see FordPass Terms for details). Eligible vehicles receive a complimentary 3-year trial of navigation services that begins on the new vehicle warranty start date. Customers must unlock the navigation service trial by activating the eligible vehicle with a FordPass member account. If not subscribed by the end of the complimentary period, the connected navigation service will terminate, and the system will revert to embedded offline navigation. Connected service and features depend on compatible AT&T network availability. Evolving technology/cellular networks/vehicle capability may limit functionality and prevent operation of connected features. FordPass App, compatible with select smartphone platforms, is available via download. Message and data rates may apply. ⁴ Active Drive Assist is a hands-free highway driving feature. The Active Drive Assist Prep Kit contains the hardware required for this feature. Software for the feature will be available for purchase at a later date. Active Drive Assist functionality expected 3rd quarter 2021CY. Separate payment for feature software required to activate full functionality at that time. ⁵ FordPass Connect, the Ford Pass App, and complimentary Connected Service are required for remote features (see FordPass Terms for details). Connected service and features depend on compatible AT&T network availability. Evolving technology/cellular networks/vehicle capability may limit functionality and prevent operation of connected features. Connected service excludes Wi-Fi hotspot.

FORD CO-PILOT360 2.0

To help you avoid dangers you may not see coming, these available systems put serious technology to work for you.

STANDARD ON XLT, LARIAT, KING RANCH,® PLATINUM® AND LIMITED;
AVAILABLE ON XL

- AUTO HIGH-BEAM HEADLAMPS
- BLIS® (BLIND SPOT INFORMATION SYSTEM) WITH CROSS-TRAFFIC ALERT
- LANE-KEEPING SYSTEM
- PRE-COLLISION ASSIST WITH AUTOMATIC EMERGENCY BRAKING
- POST-COLLISION BRAKING
- REAR VIEW CAMERA WITH DYNAMIC HITCH ASSIST
- REVERSE BRAKE ASSIST
- REVERSE SENSING SYSTEM

FORD CO-PILOT360 ASSIST 2.0

Add this grouping to help your vehicle maintain distance behind traffic ahead, guide you to your destination, and come to your aid in certain situations.

STANDARD ON KING RANCH, PLATINUM AND LIMITED;
AVAILABLE ON XLT AND LARIAT

- INTELLIGENT ADAPTIVE CRUISE CONTROL WITH STOP-AND-GO, LANE CENTERING AND SPEED SIGN RECOGNITION
- EVASIVE STEERING ASSIST
- INTERSECTION ASSIST
- CONNECTED BUILT-IN NAVIGATION³

FORD CO-PILOT360 ACTIVE 2.0 PREP PACKAGE⁴

This package includes Active Park Assist™ 2.0 to help find a space in which your vehicle fits, then help you park it, as well as the Active Drive Assist™ Prep Kit⁴ that readies your truck for available Over-the-Air Updates⁵ to allow hands-free driving mode for use in limited road and traffic conditions.

STANDARD ON LIMITED;
AVAILABLE ON LARIAT, KING RANCH AND PLATINUM

- ACTIVE PARK ASSIST 2.0
- ACTIVE DRIVE ASSIST PREP KIT⁴



NEW UPPER GLOVE BOX
A welcome addition to the useful storage already inside the truck.

DOOR STORAGE
Plenty of room and quick access for items you use all the time.

NEW COLORS AND MATERIALS
Ford continues to elevate and innovate interior design.

REFINED.

The all-new Ford F-150® interior goes all-in on comfort, productivity and convenience. It's been reimagined, redesigned and re-engineered for driver and crew alike. There's new seating in all cabs, with all-new colors and distinct design cues at every trim level to help set your F-150 apart. Plus, new storage and thoughtful touches are everywhere. It's flat-out amazing how much new functionality has been added to the Regular Cab, SuperCab™ and SuperCrew® configurations. And it all fits to a T.

PLATINUM® SUPERCREW 4x4. Carmelo Nirvana leather seating surfaces¹ with Black Miko® Suede cloth accents. Available B&O Unleashed Sound System. Available equipment.

¹ Excluding vertical contrast microfiber suede strips and vinyl upper insert horseshoe strip.



B&O SOUND SYSTEM:

Bang & Olufsen is world renowned for home and automotive sound. This available 8-speaker system includes a subwoofer and delivers an audio experience in keeping with B&O tradition.

NEW B&O UNLEASHED SOUND SYSTEM:

Its 18 speakers, including an Externally Coupled Subwoofer (ECS), project a rich, 3-D soundscape. The available 1,080-watt B&O Unleashed Sound System provides exceptional automotive audio.



CONSOLE STORAGE
Plenty of space inside, and the design supports the new available Interior Work Surface.

NEW HEADREST SPEAKERS
Part of an available 18-speaker/1,080-watt B&O Unleashed Sound System designed to deliver outstanding audio.

RECLINED.

Available Max Recline Seats¹ let the driver and front passenger turn down time into lie-down time. Exploiting a full range of motion, the seat backs recline, and articulated seat bottoms raise to form nearly flat cushions. These seats also feature built-in lower back, thoracic and neck support. You'll have to decide whether or not they're the most comfortable truck seats ever (we're a bit biased). Let's just say they'll take you all the way to Comfortville.

PLATINUM[®] SUPERCREW 4x4. Carmelo Nirvana leather seating surfaces² with Black Miko[®] Suede cloth accents. Available B&O Unleashed Sound System. Available equipment.

1. SuperCrew only. 2. Excluding vertical contrast microfiber suede strips and vinyl upper insert horseshoe strip.



FLAT LOAD FLOOR
Use this generous space to haul items you want to keep inside.



NEW REAR UNDERSEAT STORAGE¹
This available storage can be raised, divided and locked when the rear seat is folded down.



NEW LOAD FLOOR TIE-DOWN HOOKS
Help secure items placed on the load floor with this tough feature.

NEW 12" DIGITAL INSTRUMENT CLUSTER

This available display includes full digital gauges and a responsive large message center that gives you the most vital information in a user-friendly context. It will let you choose what gauges and features you want to see and how to configure them.

NEW WIRELESS CAPABILITY

Whether you use Apple CarPlay^{®2} or Android Auto,^{™2} you're wirelessly connected.

NEW 12" CENTER STACK SCREEN

A bright, clear available display that's home to a wide range of available technologies and productivity tools, and it's customizable to show the information you want to display.

TAKE CHARGE.

STATE-OF-THE-ART COMMAND CENTER.

The all-new Ford F-150[®] truck is all about making your time more productive. So available features let you control critical capabilities right from the driver's seat. The available 12" digital instrument cluster includes reconfigurable digital gauges, contextually animated vehicle avatars, Drive Mode visualizations, menus and alerts. Couple that with the available newest generation 12" LCD SYNC[®] 4 touchscreen in the center stack serving up large camera views for trailer hookup and maneuvering, information-on-demand screens, plus access to onboard Truck Feature apps. Even available wireless charging¹ is on the menu. The all-new 2021 Ford F-150 is mobile operations central, and you're running the show.

PLATINUM[®] SUPERCREW[®] 4x4. Carmelo Nirvana leather seating surfaces³ with Black Miko[®] Suede cloth accents. Available B&O Unleashed Sound System. Available equipment.

1. Qi wireless charging may not be compatible with all mobile phones. 2. Requires phone with active data service and compatible software. SYNC 4 does not control 3rd-party products while in use. 3rd parties are solely responsible for their respective functionality. 3. Excluding vertical contrast microfiber suede strips and vinyl upper insert horseshoe strip.

NEW WIRELESS CHARGING¹

An available feature that makes phone charging simple. It also takes a cord out of the cab and out of your way.

NEXT-LEVEL CONNECTIVITY.

SYNC® 4: CONNECTING. FASTER AND EASIER.

Today, being connected means you don't have to miss out on that project bid. You find the subcontractors you need, you can navigate around traffic to deliver on time, and receive a text reminding you to pick up another ton of gravel. It needs to be seamless from home to truck to job site, helping you take advantage of opportunities as they arise. New SYNC 4¹ from Ford does this by bringing new levels of intelligence, conversational voice recognition and twice the computing power of SYNC 3 to help make navigation, music and connecting your vehicle to your smartphone faster and easier. It's like having an extra crew member in your truck.

LARIAT™ SUPERCREW® 4x4. Black premium leather-trimmed seating. Available Sport Package. Available equipment. Don't drive while distracted. Use voice-operated systems when possible; don't use handheld devices while driving.

1. Some features may be locked out while the vehicle is in gear. Not all features are compatible with all phones. 2. Certain Alexa functionality is dependent on

LARGER SCREEN

A large, available 12" touchscreen has split-screen capability where you can see 2 features at the same time. SYNC 4 allows you to access everything from online reviews to parking availability in select cities from the driver's seat.

WIRELESS PHONE CONNECTION

SYNC 4 is completely wireless. That means no USB is required to access any of its features, so you can live untethered.

FORD+ALEXA

SYNC 4 allows you to use Alexa² technology from inside the vehicle. So whether you want to play music, hear a joke or turn your house lights on as you pull in the driveway, the F-150 pickup lets you do it.

DIGITAL OWNER'S MANUAL

Maximize your truck and its capability with your owner's manual right on your screen.

OVER-THE-AIR UPDATES

From new features to minor software enhancements, we can continuously evolve your driving experience. Over-the-Air Updates³ are automatically delivered directly to your vehicle via standard FordPass™ Connect or Wi-Fi. We make sure your truck has the very latest without missing a beat.

APPLE CARPLAY AND ANDROID AUTO

Get wireless connectivity with both Apple CarPlay® and Android Auto™ compatibility,⁴ so you can access your smartphone apps without looking at your phone.

smart phone and home technology. 3. FordPass Connect and complimentary Connected Service are required for remote features (see FordPass Terms for details). Connected service features depend on compatible AT&T network availability. Evolving technology/cellular networks/vehicle capability may limit functionality and prevent operation of connected features. Connected service excludes Wi-Fi hotspot. 4. Requires phone with active data service and compatible software. SYNC 4 does not control 3rd-party products while in use. 3rd parties are solely responsible for their respective functionality.

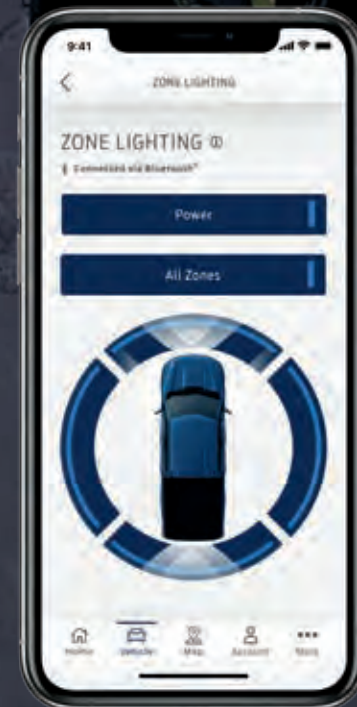
CHECK YOUR TRUCK.

AT THE WHEEL, ACROSS THE COUNTRY.

When it comes to using your truck's smarts, flexibility is important. Use the dashboard SYNC® 4 screen or the FordPass™ App with FordPass Connect¹ to control complimentary remote features² like start/stop, lock/unlock, scheduling a start, locate vehicle and vehicle health. The app gets even smarter with available Zone Lighting controls and towing-specific features like Trailer Light Check and Trailer Theft Alert.

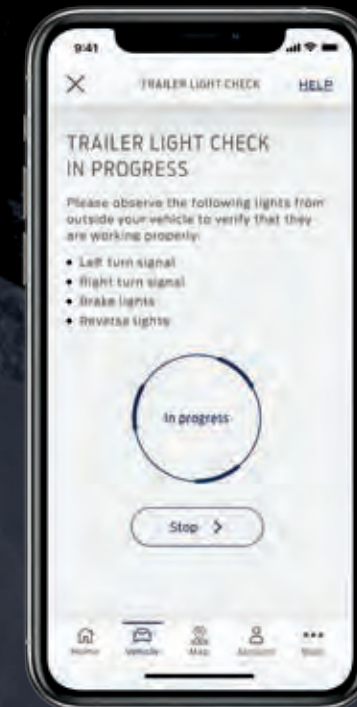
XLT SUPERCREW® 4x4, Race Red. Available equipment.

1. FordPass Connect, the FordPass App, and complimentary Connected Service are required for remote features (see FordPass Terms for details). Connected service and features depend on compatible AT&T network availability. Evolving technology/cellular networks/vehicle capability may limit functionality and prevent operation



NEW ZONE LIGHTING

With available Zone Lighting, you decide when the day is over – not the sun. Activate up to four³ perimeter lighting zones to shed some light on whatever you're doing with a tap.



NEW TRAILER LIGHT CHECK

Available Trailer Light Check runs a test pattern for your truck lights with a tap. Your turn signals, brake lights and reverse lights will turn on and repeat 5 times so you can make sure everything works before hitting the road.



NEW TRAILER THEFT ALERT

This available feature guards your trailer while your truck is parked. FordPass can send a real-time alert to your App if the wiring harness is disconnected while the alarm is active.

of connected features. Connected service excludes Wi-Fi hotspot. FordPass App, compatible with select smartphone platforms, is available via download. Message and data rates may apply. 2. Remote start and remote lock/unlock require power door locks. 3. Number of lighting zones depends on vehicle configuration.

OPEN FOR BUSINESS.

GET MORE DONE WITH YOUR NEW MOBILE OFFICE.

The 2021 Ford F-150® pickup is a tool to be reckoned with. And now, we expand the range of utility inside the truck with the available Interior Work Surface. There are 2 styles ready to go anytime your truck is parked. The first can equip the available flow-through center console. Its lid unfolds to reveal a generously sized work surface. It can open completely flat because the motorized shifter moves out of the way at the touch of a button. The second can equip the 40/20/40 front bench. Fold the center seat down, and its Interior Work Surface slides forward and swivels into position. Combine the Interior Work Surface with your smartphone, SYNC® 4¹ and the FordPass™ App,² and you're definitely in business. (Neon "OPEN" sign not included.)

KING RANCH® SUPERCREW® 4x4. Norias/Mesa Antique Affect Del Rio leather seats with vinyl piping. Available equipment.

1. Don't drive while distracted. Use voice-operated systems when possible; don't use handheld devices while driving. Some features may be locked out while the vehicle is in gear. Not all features are compatible with all phones. 2. FordPass App, compatible with select smartphone platforms, is available via download. Message and data rates may apply.





MOTORIZED, STOWABLE SHIFTER
A clever available solution to give the center console-mounted available Interior Work Surface room to open.



40/20/40 FRONT BENCH INTERIOR WORK SURFACE
Available on XL, XLT and LARIAT in all cabs equipped with a front bench seat.

TOUGH TRIED AND TRUE.



Built Ford Tough® values are the ties that bind the doers of the world to the trucks that get things done. It motivates the creativity of our designers, the ingenuity of our engineers, and affects nearly every component, part and assembly that go into Built Ford Tough trucks. It's the call to test our trucks to the limit, and the duty to deliver trucks that stand the test. It spans millions of miles over the decades, and it's helped make F-Series® America's best-selling trucks for 43 years.¹ Put one to the test and discover what Built Ford Tough means to you.

THE RUGGED FRAME

Fully boxed, with 8 muscular crossmembers and large, cross-section frame rails. Comprised of high-strength steel, it's electrocoated with a durable protective shell that helps inhibit rust.

THE BODY AND BOX

Constructed of high-strength, military-grade, aluminum alloys,² the panels are hardened through heat treating for even greater strength. Plus, the aluminum alloy body and box don't rust and resist corrosion.

LONG, WIDE REAR LEAF SPRINGS

Their length helps increase spring life for the long haul, and the rear spring bushings have been tuned with ride quality in mind. Spring width helps stabilize axle control, while balancing ride smoothness with best-in-class payload capability.³

CRASH ENERGY MANAGEMENT

A masterful mix of high-strength, military-grade aluminum alloys work with the high-strength-steel frame structure to manage crash/crush energy into the F-150 passenger compartment in certain front, side and rear impacts.

XL SUPER CAB™ 4x4. Velocity Blue Metallic. Available STX® Package. Available equipment. (Max. Payload 2,240 lbs. when properly equipped with 5.5' box and available 5.0L V8 engine.)

1. Best-selling trucks for 43 years based on 1977-2019 CY total sales. **2.** 6000-series aluminum alloy. **3.** Max. payload of 3,325 lbs. on Regular Cab 8' box 4x2 with available 5.0L V8

engine and available Max. Trailer Tow and Heavy-Duty Payload Packages (not shown). Max. payload varies and is based on accessories and vehicle configuration. See label on door jamb for carrying capacity of a specific vehicle.



XL/STX®

HIGHLIGHTS

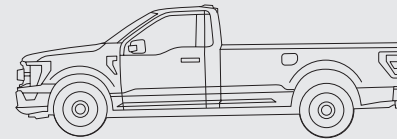
PRE-COLLISION ASSIST WITH
AUTOMATIC EMERGENCY BRAKING

LANE-KEEPING SYSTEM

FORDPASS™ CONNECT¹ WITH
4G LTE WI-FI HOTSPOT CAPABILITY²

ELECTRONIC 10-SPEED AUTOMATIC
TRANSMISSION WITH SELECTABLE
DRIVE MODES

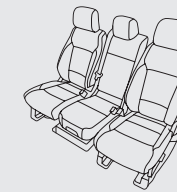
8" CENTER STACK TOUCHSCREEN
SYNC® 4



REGULAR CAB
6.5' Box | 8' Box

SUPERCAB™
6.5' Box | 8' Box

SUPERCREW®
5.5' Box | 6.5' Box



FRONT 40/20/40 SPLIT BENCH SEAT
Standard

**FRONT BUCKET SEATS
WITH CENTER CONSOLE**
Available



REGULAR CAB 4x4. Oxford White.

¹ FordPass Connect, the FordPass App, and complimentary Connected Service are required for remote features (see FordPass Terms for details). Connected service and features depend on compatible AT&T network availability. Evolving technology/cellular networks/vehicle capability may limit functionality and prevent operation of connected features. Connected service excludes Wi-Fi hotspot. At purchase, the FordPass Connect modem is connected and sending vehicle data (e.g., diagnostics) to Ford. To disable, or for more information, see in-vehicle connectivity settings. Learn more at FordConnected.com. ² Wi-Fi hotspot includes complimentary wireless data trial that begins upon AT&T activation and expires at the end of 3 months or when 3GB of data is used, whichever comes first, but cannot extend beyond the complimentary subscription period for remote features. To activate, go to www.att.com/ford.



SUPERCREW 4x4. Medium Dark Slate interior. Available equipment.



SUPERCREW 4x4. Medium Dark Slate cloth seats. Available equipment. See charts in the back of the brochure for full trim specifications.



AVAILABLE CHROME PACKAGE with optional equipment.

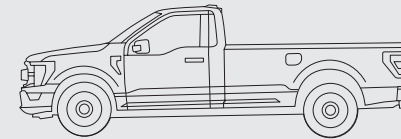


AVAILABLE STX PACKAGE with optional equipment.

XLT

HIGHLIGHTS

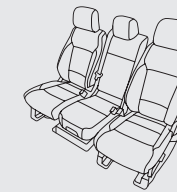
- FORD CO-PILOT360™ 2.0
- POWER WINDOWS AND LOCKS
- MANUAL-FOLDING SIDEVIEW MIRRORS WITH POWER, HEATED GLASS
- FOG LAMPS
- MYKEY®



REGULAR CAB
6.5' Box | 8' Box

SUPERCAB™
6.5' Box | 8' Box

SUPERCREW®
5.5' Box | 6.5' Box



FRONT 40/20/40 SPLIT BENCH SEAT
Standard

FRONT BUCKET SEATS WITH CENTER CONSOLE
Available



SUPERCAB 4x4. Carbonized Gray Metallic. Available Chrome Package. Available equipment.



SUPERCREW 4x4. Medium Dark Slate interior. Available equipment.



SUPERCREW 4x4. Baja Tan cloth seats. Available equipment. See charts in the back of the brochure for full trim specifications.



STANDARD with optional equipment.

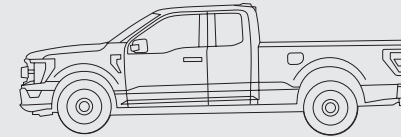


AVAILABLE SPORT PACKAGE with optional equipment.

LARIAT™

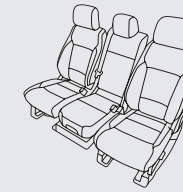
HIGHLIGHTS

- 12" CENTER STACK TOUCHSCREEN AND 12" DIGITAL GAUGE CLUSTER
- PREMIUM LEATHER-TRIMMED SEATING
- BLIS® (BLIND SPOT INFORMATION SYSTEM) WITH TRAILER COVERAGE AND CROSS-TRAFFIC ALERT
- SYNC® 4 WITH ENHANCED VOICE RECOGNITION
- BOXLINK™ WITH 4 PREMIUM LOCKING CLEATS
- CLASS IV TRAILER HITCH RECEIVER



SUPERCAB™
6.5' Box | 8' Box

SUPERCREW®
5.5' Box | 6.5' Box



FRONT 40/20/40 SPLIT BENCH SEAT
Standard

FRONT BUCKET SEATS WITH CENTER CONSOLE
Available



SUPERCREW 4x4. Rapid Red Metallic Tinted Clearcoat¹ with available Stone Gray Metallic lower accent two-tone paint. Available equipment.



SUPERCREW 4x4. Black interior. Available equipment.



SUPERCREW 4x4. Black premium leather-trimmed seating. Available equipment. See charts in the back of the brochure for full trim specifications. ¹ Additional charge.




AVAILABLE CHROME PACKAGE with optional equipment.



AVAILABLE SPORT PACKAGE with optional equipment.

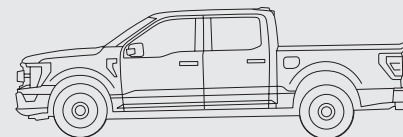
KING RANCH®



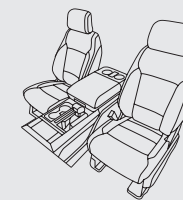
Look for the etching of the historic King Ranch® Carriage House in the cab of every F-150 King Ranch, celebrating the 20-year relationship between Ford Trucks and the legendary South Texas cattle ranch.

HIGHLIGHTS

- DEL RIO LEATHER FRONT AND REAR SEATS
- KING RANCH FENDER BADGES, LOGO WHEEL ORNAMENTS AND FLOOR MATS
- FORD CO-PILOT360™ ASSIST 2.0
- ADAPTIVE STEERING
- LED PROJECTOR HEADLAMPS WITH DYNAMIC BENDING
- REAL SAPELE WOOD INTERIOR ACCENTS
- WIRELESS CHARGING PAD
- B&O 8-SPEAKER SOUND SYSTEM



SUPERCREW®
5.5' Box | 6.5' Box



FRONT BUCKET SEATS WITH CENTER CONSOLE
Standard



SUPERCREW 4x4. Kodiak Brown/Stone Gray Metallic two-tone. Available equipment.



SUPERCREW 4x4. Norias/Mesa Antique Affect interior. Available equipment.



SUPERCREW 4x4. Norias/Mesa Antique Affect Del Rio leather seats with vinyl piping. Available equipment. See charts in the back of the brochure for full trim specifications.



AVAILABLE CHROME PACKAGE with optional equipment.

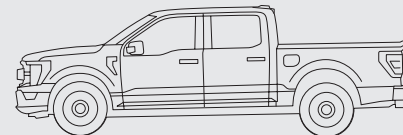


AVAILABLE MONOCHROMATIC PAINT PACKAGE with optional equipment.

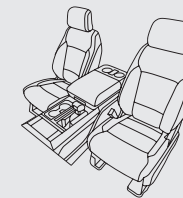
PLATINUM[®]

HIGHLIGHTS

- NIRVANA LEATHER SEATING SURFACES
- MULTICONTOUR FRONT SEATS WITH ACTIVE MOTION[®]
- POWER-DEPLOYABLE EXTENDED RUNNING BOARDS WITH KICK SWITCH
- SATIN-FINISH TAILGATE APPLIQUÉ
- FORD CO-PILOT360™ ASSIST 2.0
- WIRELESS CHARGING PAD
- REAL END CUT OAK WOOD INTERIOR ACCENTS



SUPERCREW[®]
5.5' Box | 6.5' Box



FRONT BUCKET SEATS WITH CENTER CONSOLE
Standard



SUPERCREW 4x4. Smoked Quartz Metallic Tinted Clearcoat.¹ Available equipment.



SUPERCREW 4x4. Carmelo Nirvana leather seating surfaces. Available equipment.

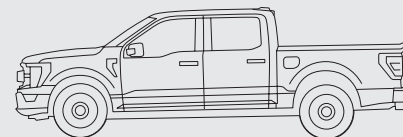


SUPERCREW 4x4. Carmelo Nirvana leather seating surfaces.² Available equipment. See charts in the back of the brochure for full trim specifications. **1.** Additional charge. **2.** Excluding vertical contrast microfiber suede strips and vinyl upper insert horseshoe strip.

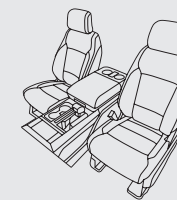
LIMITED

HIGHLIGHTS

- ADMIRAL BLUE/LIGHT SLATE VENETIAN LEATHER SEATS
- LEATHER-WRAPPED INSTRUMENT PANEL TOPPER AND DOOR ROLLOVERS
- LIMITED BADGING ON SEAT BACKS AND CONSOLE LID
- BLUE-TINTED CARBON FIBER INTERIOR ACCENTS
- TOW TECHNOLOGY PACKAGE
- B&O UNLEASHED 18-SPEAKER SOUND SYSTEM
- POWER TAILGATE WITH TAILGATE STEP AND TAILGATE WORK SURFACE
- FORD CO-PILOT360™ ACTIVE 2.0 PREP PACKAGE



SUPERCREW®
5.5' Box



FRONT BUCKET SEATS WITH CENTER CONSOLE
Standard



SUPERCREW 4x4. Antimatter™ Blue Metallic. Available equipment.



SUPERCREW 4x4. Admiral Blue interior.



SUPERCREW 4x4. Admiral Blue/Light Slate Venetian leather seats. Available equipment. See charts in the back of the brochure for full trim specifications.

STANDARD FEATURES

MECHANICAL & FUNCTIONAL

4-pin trailer tow wiring with ball-mounting provisions in rear bumper

4-wheel vented disc brakes with Anti-Lock Brake System (ABS) and electronic brakeforce distribution (EBD)

23-gallon fuel tank (gas Regular Cab/SuperCab™)

26-gallon fuel tank (gas SuperCrew® and diesel)

30.6-gallon fuel tank (hybrid)

100,000-mile tune-up interval (under normal driving conditions with routine fluid and filter changes)

Active air dam

Coil-over-shock double-wishbone front suspension with gas-pressurized shock absorbers

Electronic parking brake

Electronic power-assisted steering

Fail-Safe Engine Cooling System

Front stabilizer bar

Spare wheel and tire with lock and rear underframe carrier

Two-stage variable-rate leaf-spring rear suspension with staggered, outboard-mounted shock absorbers

FORD CO-PILOT360™ TECHNOLOGY

Auto Hold

Autolamp (Automatic On/Off Headlamps) with Auto High Beams and Rainlamp

Curve Control

Hill Start Assist

Lane-Keeping System

Pre-Collision Assist with Automatic Emergency Braking (AEB)

Rear View Camera with Dynamic Hitch Assist

Trailer Sway Control

CONNECTIVITY & ENTERTAINMENT

12V powerpoint in instrument panel

FordPass™ Connect¹ with 4G LTE Wi-Fi hotspot capability²

EXTERIOR

Center high-mounted stop lamp (CHMSL) with cargo lamp

Configurable daytime running lamps

Easy Fuel® capless fuel filler

Front tow hooks (4x4)

Pickup box with side rail and tailgate moldings, and 4 tie-down hooks

Removable tailgate with lift assist, key lock, clamp pockets and 2 tie-down hooks/bottle openers

Variable-intermittent windshield wipers with washers

SAFETY & SECURITY

AdvanceTrac® with RSC® (Roll Stability Control™)

Dual-stage driver and right-front passenger airbags;³ front-seat side airbags,³ and Safety Canopy® System with side-curtain airbags³ and rollover sensor

Individual Tire Pressure Monitoring System (TPMS; excludes spare)

SecuriLock® Passive Anti-Theft System

SOS Post-Crash Alert System™

1. FordPass Connect, the FordPass App, and complimentary Connected Service are required for remote features (see FordPass Terms for details). Connected service and features depend on compatible AT&T network availability. Evolving technology/cellular networks/vehicle capability may limit functionality and prevent operation of connected features. Connected service excludes Wi-Fi hotspot. FordPass App, compatible with select smartphone platforms, is available via download. Message and data rates may apply. **2.** Wi-Fi hotspot includes complimentary wireless data trial that begins upon AT&T activation and expires at the end of 3 months or when 3GB of data is used, whichever comes first, but cannot extend beyond the complimentary subscription period for remote features. To activate, go to www.att.com/ford. **3.** Always wear your safety belt and follow airbag warning label instructions. **4.** Restrictions may apply. See your dealer for details. **5.** Not available on 3.3L with available Trailer Tow Package. **6.** Ford Licensed Accessory. **7.** Navigation services require SYNC 4 and FordPass Connect, complimentary Connected Service and the FordPass App (see FordPass Terms for details). Eligible vehicles may receive a complimentary 90-day trial of navigation services, or if applicable, a 3-year trial of built-in navigation services that begin on the new vehicle warranty start date. Customers must unlock the navigation service trial by activating the eligible vehicle with a FordPass member account. If not subscribed by the end of the complimentary period, the navigation service will terminate, or depending on vehicle, the built-in connected navigation service will terminate. Built-in navigation system will revert to embedded offline navigation after termination. **8.** Includes 3-month All Access trial subscription. SiriusXM audio and data services each require a subscription sold separately, or as a package, by Sirius XM Radio Inc. Your SiriusXM service will automatically stop at the end of your trial unless you decide to subscribe. If you decide to continue service after your trial, the subscription plan you choose will automatically renew thereafter and you will be charged according to your chosen payment method at then-current rates. Fees and taxes apply. To cancel you must call SiriusXM at 1-866-635-2349. See SiriusXM Customer Agreement for complete terms at www.siriusxm.com. All fees and programming subject to change. Not all vehicles or devices are capable of receiving all services offered by SiriusXM. Current information and features may not be available in all locations, or on all receivers. Satellite and streaming lineups vary slightly.

XL	XLT	LARIAT™	KING RANCH®	PLATINUM®	LIMITED	
						S: STANDARD O: OPTIONAL P: PACKAGED
S	S					ENGINES & TRANSMISSIONS
						3.3L TI-VCT V6 engine with Auto Start-Stop Technology and flex-fuel capability (not available with 157.2" or 164.1" WB)
5/0	5/0	S				2.7L EcoBoost® V6 engine with Auto Start-Stop Technology (standard on 4x2 with 157.2" or 164.1" WB; not available on 4x4 with 157.2" or 164.1" WB)
5/0	5/0	5/0	S	S		5.0L TI-VCT V8 engine with Auto Start-Stop Technology and flex-fuel capability (standard on 4x4 with 157.2" or 164.1" WB; not available on 4x2 with 157.2" or 164.1" WB)
0	0	0	0	0	S	3.5L EcoBoost V6 engine with Auto Start-Stop Technology (not available with 122.8" WB)
0	0	0	0	0		3.0L 4-Valve DOHC Power Stroke® V6 Turbo Diesel B20 engine with Auto Start-Stop Technology ⁴ (4x4 SuperCab/SuperCrew only)
0	0	0	0	0	0	3.5L PowerBoost® Full Hybrid V6 engine (SuperCrew only; includes dual-zone electronic automatic temperature control)
S	S	S	S	S	S	10-speed SelectShift® automatic transmission with Progressive Range Select and Selectable Drive Modes (n/a with 3.5L PowerBoost)
S	S	S	S	S	S	HEV electronic 10-speed automatic transmission with Selectable Drive Modes (3.5L PowerBoost only)
						MECHANICAL & FUNCTIONAL
S	S	S	S	S	S	Rear-wheel drive (4x2)
0	0					Electronic shift-on-the-fly (ESOF) 4WD system (4x4)
		0	0	0	0	2-speed automatic 4WD system (4x4)
0	0	S	S	S	S	Class IV trailer hitch receiver with 4-pin/7-pin wiring harness and Smart Trailer Tow Connector (includes Trailer Coverage when equipped with BLIS®)
0	0	0	S	S	S	Trailer brake controller ⁴
	0	0	0	0	S	Wheel-well liners, rear ⁴
0	P	P	P	P		Skid plates for front differential, transfer case and fuel tank ⁴ (4x4)
0	0	0	0	0	0	36-gallon extended-range fuel tank ⁴ (n/a with 3.0L diesel or 3.5L PowerBoost)
0	0	0	0	0	0	Engine block heater ⁴
0	0	0	0	0	0	Front license plate bracket (standard where required)
0	0	0	0	0	0	Individual Trailer Tire Pressure Monitoring System (TPMS) with customer-placed trailer camera ⁴
						Rear Axles
5/0	5/0					3.73 non-limited-slip ⁴ (3.3L)
S	S	S				3.55 non-limited-slip ^{4,5} (3.3L and 2.7L EcoBoost)
S	S	S	S	S		3.15 non-limited-slip (4x2 with 5.0L)
S	S	S	S	S	S	3.31 non-limited-slip ⁴ (3.0L diesel and 3.5L EcoBoost, and 4x4 5.0L)
5/0	5/0	5/0	5/0	5/0	5/0	3.55 electronic locking ^{4,5} (3.3L, 2.7L EcoBoost, 3.5L EcoBoost and 3.0L; standard on 3.5L PowerBoost 4x2)
5/0	5/0	5/0	5/0	5/0	5/0	3.73 electronic locking ⁴ (3.3L, 2.7L EcoBoost, 5.0L and 3.5L EcoBoost; standard on 3.5L PowerBoost 4x4)
0	0	0	0	0	0	3.31 electronic-locking ⁴ (5.0L, 3.0L diesel and 3.5L EcoBoost)
						EXTERIOR
					S	Cab Steps
			S			6" Stone Gray angular step bars
		0	P	S	S	Power-deployable extended-length running boards ⁴ (SuperCrew)
0	0					Black platform running boards ⁴
	0					5" chrome angular step bars ⁴ (SuperCab/SuperCrew)
		0				6" chrome angular step bars ⁴
		0	0			Extended-length 6" Dark Gray angular step bars ⁴ (requires Sport Package)
		0	0			Extended-length 6" chrome angular step bars ⁴ (SuperCab/SuperCrew)
						Lighting
S	S					Halogen headlamps and taillamps
0	S					Halogen fog lamps ⁴
	P	S				LED reflector headlamps, and LED fog lamps with cornering lamps
		S	S	S	S	LED taillamps
	0	S	S	S	S	LED cargo box lighting with Zone Lighting ⁴
		P	S	S	S	LED projector headlamps with dynamic bending, and LED fog lamps with cornering lamps

XL	XLT	LARIAT	KING RANCH	PLATINUM	LIMITED	
						Mirrors
S						Manual-folding sideview with manual glass
P	S					Manual-folding sideview with power, heated glass
		S	S	S	S	Power-folding sideview with power, heated glass; memory; high-intensity LED security approach lamps; LED spotlights; integrated turn signal indicators; and driver's side auto-dimming feature
0	0					Manual-folding sideview with power, heated glass; integrated turn signal indicators; and auto-dimming rearview mirror ⁴
0	0					Manual-folding sideview with power, heated glass; high-intensity LED security approach lamps; LED spotlights; integrated turn signal indicators; and auto-dimming rearview mirror ⁴
0	0					Manual-folding/-telescoping trailer tow with power, heated glass; high-intensity LED security approach lamps; LED spotlights; and integrated turn signal indicators ⁴
		0	0	0		PowerScope® power-telescoping/-folding trailer tow with power, heated glass; heated manual spotter mirrors; high-intensity LED security approach lamps; LED spotlights; integrated turn signal indicators; driver's side auto-dimming feature; and chrome mirror caps ⁴
						Cargo Box & Tailgate
	P	S	S	S		Remote tailgate release
0	0	S	S	S	S	BoxLink™ with 4 premium locking cleats
		0	0	0	S	Power Tailgate with tailgate step and tailgate work surface
0	0					Tailgate step with tailgate work surface ⁴
0	0	0	0	0		Stowable loading ramps ⁴ (requires BoxLink)
0	0	0	0	0	0	Bed divider ⁴ (requires BoxLink)
0	0	0	0	0	0	Bedliner – Plastic drop-in ⁴
0	0	0	0	0	0	Bedliner – Tough Bed® spray-in
0	0	0	0	0	0	Tonneau cover – Hard-folding ^{4,6}
0	0	0	0	0	0	Tonneau cover – Retractable ^{4,6}
0	0	0	0	0	0	Tonneau cover – Soft-folding ^{4,6}
0	0	0	0	0	0	Toolbox – Aluminum crossbed ^{4,6}
	0	0	0	0	0	Toolbox – Premium aluminum crossbed ^{4,6}
	0	0	0	0	0	Stowable bed extender ⁴
						FRONT SEATING
S						Cloth 40/20/40 split bench with folding armrest and 2-way manual seat adjust
0						Vinyl 40/20/40 split bench with folding armrest and 2-way manual seat adjust
0						Cloth bucket seats with 2-way manual seat adjust and flow-through center console with 2 rear-facing powerpoints ⁴ (SuperCab/SuperCrew)
0	0					Cloth bucket seats with 2-way manual seat adjust, manual lumbar, and flow-through center console with 2 rear-facing powerpoints ⁴ (XL requires STX® Package)
	S					Cloth 40/20/40 split bench with folding armrest with storage, 2-way manual seat adjust and manual lumbar, and center under-seat lockable storage
		S				Premium leather-trimmed 40/20/40 split bench; 10-way power, heated and ventilated driver seat with memory; multi-adjustable power, heated and ventilated passenger seat; folding armrest with storage; and center under-seat lockable storage
		0				Premium leather-trimmed bucket seats; 10-way power, heated and ventilated driver seat with memory; multi-adjustable power, heated and ventilated right-front-passenger seat; and flow-through center console ⁴
			S			Del Rio leather bucket seats with vinyl piping; 10-way power, heated and ventilated driver seat with memory; multi-adjustable power, heated and ventilated passenger seat; and flow-through center console
			S			Multicontour bucket seats with Active Motion® and Nirvana leather seating surfaces; 10-way power, heated and ventilated driver seat with memory; multi-adjustable power, heated and ventilated passenger seat; and flow-through center console
			S			Venetian leather multicontour bucket seats with Active Motion; 10-way power, heated and ventilated driver seat with memory; multi-adjustable power, heated and ventilated passenger seat; and flow-through center console
		0	S	S	S	Flow-through center console with stowable shifter, media bin, storage, cupholders, and 2 rear-facing powerpoints ⁴
		0	0	0	0	Max Recline Seats (late availability)

XL	XLT	LARIAT	KING RANCH	PLATINUM	LIMITED	
						REAR SEATING
S	S					60/40 split flip-up seat with load floor tie-down hooks (SuperCab/SuperCrew)
			S			60/40 split one-touch flip-up seat with underseat storage and load floor tie-down hooks (premium leather-trimmed on SuperCrew, premium vinyl on SuperCab; SuperCrew includes folding armrest with cupholders)
				S		Del Rio leather 60/40 split one-touch flip-up seat with vinyl piping, folding armrest with cupholders, underseat storage and load floor tie-down hooks
					S	60/40 split one-touch flip-up seat with Nirvana leather seating surfaces, folding armrest with cupholders, underseat storage and load floor tie-down hooks
					S	Venetian leather 60/40 split one-touch flip-up seat with folding armrest with cupholders, underseat storage and load floor tie-down hooks
		P	S	S	S	Heated outboard seats ⁴ (SuperCrew)
	0	0	0	0	0	Underseat fold-flat, lockable and partitionable storage ⁴ (SuperCrew)
						INTERIOR
S	S					4" LCD productivity screen in instrument cluster
S	S					8" LCD center stack touchscreen
S	S	S				Manual-tilt/-telescoping steering column
S	0					Flooring – Black vinyl ⁴
P	S					Remote Keyless Entry System
	P	S	S	S	S	Intelligent Access with push-button start
0	S					Fixed rear window with defroster and privacy glass
P	S	S	S	S	S	Cruise control
P	S	S	S	S	S	Power door and tailgate locks with autolock
P	S	S	S	S	S	Power windows with one-touch-up/-down front windows
0	S	S	S	S	S	Flooring – Carpeted with front and rear carpeted floor mats ⁴
	S	S	S	S	S	Accessory delay for power features
P	P	S	S	S	S	Auto-dimming rearview mirror
P	P	S	S	S	S	Dual-zone electronic automatic temperature control ⁴
	P	S	S	S	S	12" LCD center stack touchscreen
	0	S	S	S	S	Power-adjustable pedals; ⁴ includes memory feature on LARIAT, KING RANCH, PLATINUM and LIMITED
	0	S	S	S	S	Power-sliding rear window with defroster and privacy glass ⁴ (SuperCab/SuperCrew)
		S	S	S	S	12" digital instrument cluster screen
		S	S	S	S	Ice Blue ambient lighting
		P	S	S	S	Heated steering wheel
		P	S	S	S	Power-tilt/-telescoping steering column with memory
		P	S	S	S	Universal garage door opener
	0	0	0	0	S	Twin-panel moonroof ⁴ (SuperCrew)
0	0	0	0	0	0	Floor liners ⁴ (SuperCab/SuperCrew)

XL	XLT	LARIAT™	KING RANCH®	PLATINUM®	LIMITED
S: STANDARD O: OPTIONAL P: PACKAGED					
0	S	S	S	S	S
FORD CO-PILOT360™ TECHNOLOGY					
0	S	S	S	S	S
Ford Co-Pilot360 2.0: ¹ Pre-Collision Assist with Automatic Emergency Braking (AEB), BLIS® (Blind Spot Information System) with Cross-Traffic Alert, Lane-Keeping System, Auto High Beams, Rear View Camera with Dynamic Hitch Assist, Reverse Sensing System, Reverse Brake Assist, and Post-Collision Braking					
0	S	S	S	S	S
Reverse Sensing System ¹					
0	0	0	S	S	S
Ford Co-Pilot360 Assist 2.0: ¹ Intelligent Adaptive Cruise Control with Stop-and-Go, Lane Centering and Speed Sign Recognition; Evasive Steering Assist; Intersection Assist; and Connected Built-In Navigation ² (includes Rain-Sensing Windshield Wipers and Forward Sensing System)					
0	P	S	S	S	S
Connected Built-In Navigation ²					
			S	S	S
Adaptive Steering					
0	0	0	0	0	S
Tow Technology Package: ¹ Pro Trailer Backup Assist™, Trailer Reverse Guidance, 360-Degree Camera, trailer brake controller, and Smart Trailer Tow Connector; also includes Trailer Coverage when equipped with BLIS					
0	0	0	0	S	S
360-Degree Camera Package: ¹ 360-Degree Camera and Trailer Reverse Guidance					
		0	0	0	S
Ford Co-Pilot360 Active 2.0 Prep Package: ^{1,3} Active Drive Assist™ Prep Kit ³ and Active Park Assist™ 2.0					
P	S	S	S	S	S
SAFETY & SECURITY					
P	S	S	S	S	S
MyKey® technology to help encourage responsible driving					
	0	S	S	S	S
Perimeter alarm					
	0	S	S	S	S
Remote Start System ¹					
	0	S	S	S	S
SecuriCode™ keyless entry keypad ¹					
		S	S	S	S
Advanced Security Pack with inclination/intrusion sensors					
0	0	0	0	0	S
FUNCTIONAL PACKAGES					
0	0	0	0	0	S
Trailer Tow Package ¹ (required for towing up to 11,300 lbs.): Class IV trailer hitch receiver, 4-pin/7-pin wiring harness, Smart Trailer Tow Connector, trailer brake controller, and trailer hookup lamp; also includes Pro Trailer Backup Assist on XLT, LARIAT, KING RANCH, PLATINUM and LIMITED					
0	0				
2.7L EcoBoost® Payload Package: ¹ 3.73 electronic-locking rear axle and 9.75" gearset					
0	0				
Heavy-Duty Payload Package ¹ (5.0L and 3.5L EcoBoost engines): 3.73 electronic-locking rear axle, 9.75" gearset, 36-gallon fuel tank, upgraded springs, and 18" Silver-painted aluminum wheels with LT265/70R18C OWL all-terrain tires					
0	0				
Snowplow Prep Package ¹ (4x4; requires 5.0L V8 engine): snowplow mode with dash-mounted button to disable select features to maintain required electrical charge margins during plow operation; deletes standard active air dam; electronic shift-on-the-fly (ESOF) 4WD transfer case replaces standard 2-speed automatic 4WD transfer case on LARIAT					
0	0	0	0	0	
FX4 Off-Road Package ¹ (4x4 only): includes electronic-locking rear axle; Rock Crawl drive mode; Hill Descent Control™; off-road-tuned front shocks; front differential, transfer case and fuel tank skid plates; FX4 Off-Road box decals; and floor liners					
0	0	0	0	0	
Max. Trailer Tow Package ¹ (required for towing up to 14,000 lbs.; requires 5.0L, 3.5L EcoBoost, 3.0L Power Stroke® or 3.5L PowerBoost®): 3.55 electronic-locking rear axle (3.73 with Heavy-Duty Payload Package), Class IV trailer hitch receiver, 4-pin/7-pin wiring harness, Smart Trailer Tow Connector, trailer brake controller, 36-gallon fuel tank (not available with diesel or hybrid engines), upgraded rear bumper, and trailer hookup lamp; also includes Pro Trailer Backup Assist on XLT, LARIAT, KING RANCH and PLATINUM					

1. Restrictions may apply. See your dealer for details. **2.** Navigation services require SYNC 4 and FordPass Connect, complimentary Connected Service and the FordPass App (see FordPass Terms for details). Eligible vehicles may receive a complimentary 90-day trial of navigation services, or if applicable, a 3-year trial of built-in navigation services that begin on the new vehicle warranty start date. Customers must unlock the navigation service trial by activating the eligible vehicle with a FordPass member account. If not subscribed by the end of the complimentary period, the navigation service will terminate, or depending on vehicle, the built-in connected navigation service will terminate. Built-in navigation system will revert to embedded offline navigation after termination. Connected service and features depend on compatible AT&T network availability. Evolving technology/cellular networks/vehicle capability may limit functionality and prevent operation of connected features. FordPass App, compatible with select smartphone platforms, is available via download. Message and data rates may apply. **3.** Active Drive Assist is a hands-free highway driving feature. The Active Drive Assist Prep Kit contains the hardware required for this feature. Software for the feature will be available for purchase at a later date. Active Drive Assist functionality expected 3rd quarter 2021CY. Separate payment for feature software required to activate full functionality at that time.

AVAILABLE EQUIPMENT GROUPS & PACKAGES

XL

Equipment Group 101A: XL Power Equipment Group (see content below) + cruise control + Reverse Sensing System

XL Power Equipment Group (standard on SuperCrew®): power door and tailgate locks with autolock; Remote Keyless Entry System; power windows; manual-folding sideview mirrors with power, heated glass; Illuminated Entry System; MyKey; and perimeter alarm

XL Chrome Package:¹ 17" Silver-painted aluminum wheels, chrome bumpers, and halogen fog lamps

STX® Package:¹ (SuperCab™/SuperCrew): 18" 6-spoke machined aluminum wheels with Magnetic-painted pockets and 265/60R18 BSW all-season (4x2) or 275/65R18 OWL all-season (4x4) tires; black honeycomb grille with body-color surround; body-color bumpers; halogen fog lamps; STX box decals (n/a with FX4 Off-Road Package); Black STX Sport cloth seats with manual driver and right-front-passenger lumbar, and front seat back map pockets; rear privacy glass; and rear-window defroster

XLT

Equipment Group 301A: 8-way power driver seat + 8" LCD productivity screen in instrument cluster + auto-dimming rearview mirror + rear underseat storage (SuperCab/SuperCrew) + SYNC® 4 with Enhanced Voice Recognition and SiriusXM® with 360L⁴ + manual-folding sideview mirrors with power, heated glass and integrated turn signal indicators + SecuriCode keyless entry keypad + Class IV trailer hitch receiver + dual-zone electronic automatic temperature control + leather-wrapped steering wheel

Equipment Group 302A (SuperCab/SuperCrew): includes content of 301A + **XLT Chrome Package** (see content below) + 12" LCD touchscreen in center stack + 10-way power, heated driver seat + multi-adjustable power, heated right-front-passenger seat + 400W AC power outlets in instrument panel, flow-through center console rear (if equipped) and cargo box¹ + Intelligent Access with push-button start + Remote Start System + remote tailgate release + LED reflector headlamps + LED fog lamps with LED cornering lamps + high-intensity LED security approach lamps and LED spotlights on sideview mirrors + LED cargo box lighting with Zone Lighting

XLT Chrome Package¹ (SuperCab/SuperCrew): 18" chrome-like PVD aluminum wheels with 265/60R18 BSW all-season (4x2) or 275/65R18 OWL all-terrain (4x4; SuperCrew with diesel engine) tires; chrome grille; silver front skid plate elements; and chrome front tow hooks (4x4), door and tailgate handles, 5" angular step bars and exhaust tip

XLT Sport Package¹ (SuperCab/SuperCrew): 18" 6-spoke machined aluminum wheels with Gloss Black-painted pockets (diesel engine requires 20" 6-spoke Dark Alloy-painted wheels); Dark Gray grille, front skid plate elements, front fender badges, and 5" angular step bars; body-color bumpers, and door and tailgate handles; SPORT box decals (n/a with FX4 Off-Road Package); chrome exhaust tip; unique finish on instrument panel and door-trim accents; and XLT Black Sport cloth front bucket seats with flow-through center console and shifter

LARIAT

Equipment Group 501A: 400W AC power outlets in instrument panel, flow-through center console rear (if equipped), and cargo box¹ + universal garage door opener + B&O Sound System with 8 speakers including subwoofer, and HD Radio™ Technology

Equipment Group 502A:¹ includes content of 501A + **LARIAT Chrome Package** (see content below) + **Ford Co-Pilot360 Assist 2.0** (see content at left) + front bucket seats with flow-through center console and floor shifter + power-tilt/-telescoping steering column with memory + heated steering wheel + heated rear outboard seats (SuperCrew) + LED projector headlamps with dynamic bending + Rain-Sensing Windshield Wipers + power-folding sideview mirrors with power, heated glass, memory, integrated turn signal indicators, high-intensity LED security approach lamps, and driver's side auto-dimming feature + LED taillamps

LARIAT Chrome Package:¹ 18" chrome-like PVD aluminum wheels; chrome grille with silver accents; and chrome front tow hooks (4x4), front skid plate elements, sideview mirror caps, door and tailgate handles, 6" angular step bars, and exhaust tip

LARIAT Sport Package:¹ 18" 6-spoke machined aluminum wheels with Gloss Black-painted pockets (diesel engine requires 20" 6-spoke Dark Alloy-painted aluminum wheels); Dark Gray grille, front skid plate elements, fender badges and 6" angular step bars; body-color bumpers; SPORT box decals (n/a with FX4 Off-Road Package); chrome exhaust tip; unique finish on instrument panel, media bin lid and door-trim accents; and front bucket seats with flow-through center console and floor shifter

KING RANCH

Equipment Group 601A: 20" machined aluminum wheels with Light Caribou-painted pockets + 275/60R20 BSW all-season (4x2) or 275/60R20 OWL all-terrain (4x4) tires + Power Tailgate with tailgate step and tailgate work surface + power-deployable extended-length running boards + multicoutr front bucket seats with Active Motion® + B&O Sound System Unleashed with 18 speakers including subwoofer, and HD Radio Technology

KING RANCH Chrome Package:¹ 20" chrome-like PVD aluminum wheels with 275/60R20 BSW all-season (4x2) or 275/60R20 OWL all-terrain (4x4) tires; chrome bumpers, front tow hooks (4x4), front skid plate elements, sideview mirror caps, and door and tailgate handles; bright beltline moldings; and satin-aluminum tailgate appliqué

KING RANCH Monochromatic Paint Package:¹ includes monochromatic paint (requires KING RANCH Chrome Package)

PLATINUM

Equipment Group 701A: B&O Unleashed Sound System with 18 speakers including subwoofer, and HD Radio Technology + **Ford Co-Pilot360 Active 2.0 Prep Package**³ (see content at left) + Power Tailgate with tailgate step and tailgate work surface + **Tow Technology Package** (see content at left) + **360-Degree Camera Package** (see content at left)



XLT SUPERCREW 4x4. Race Red. Available Chrome Package. Available equipment.

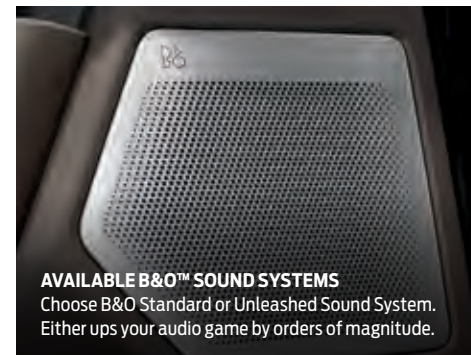
ADDITIONAL FEATURES



AVAILABLE FX4 OFF-ROAD PACKAGE
Includes off-road-tuned front shocks, skid plates, Hill Descent Control, Rock Crawl drive mode and more.

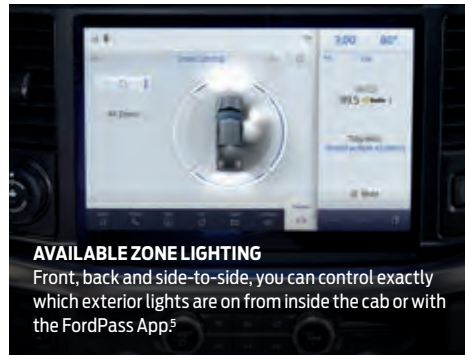


STANDARD ACTIVE AIR DAM
A Drag Reduction System (DRS) that actively streamlines the airflow under the truck to help improve aerodynamics.

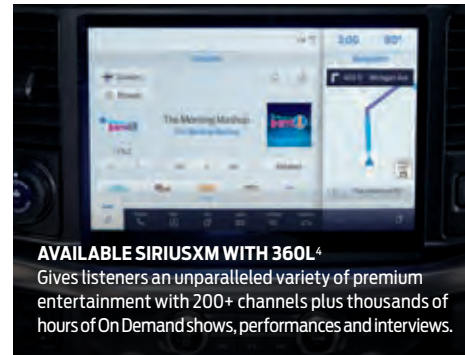


AVAILABLE B&O™ SOUND SYSTEMS
Choose B&O Standard or Unleashed Sound System. Either ups your audio game by orders of magnitude.

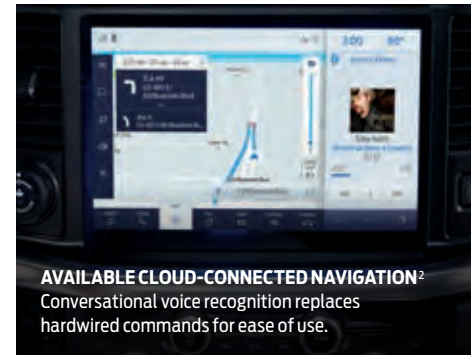
ADDITIONAL TECHNOLOGY



AVAILABLE ZONE LIGHTING
Front, back and side-to-side, you can control exactly which exterior lights are on from inside the cab or with the FordPass App⁵



AVAILABLE SIRIUSXM WITH 360L⁴
Gives listeners an unparalleled variety of premium entertainment with 200+ channels plus thousands of hours of On Demand shows, performances and interviews.



AVAILABLE CLOUD-CONNECTED NAVIGATION²
Conversational voice recognition replaces hardwired commands for ease of use.

4. Includes a 3-month All Access trial subscription. SiriusXM audio and data services each require a subscription sold separately, or as a package, by Sirius XM Radio Inc. Your SiriusXM service will automatically stop at the end of your trial unless you decide to subscribe. If you decide to continue service after your trial, the subscription plan you choose will automatically renew thereafter and you will be charged according to your chosen payment method at then-current rates. Fees and taxes apply. To cancel you must call SiriusXM at 1-866-635-2349. See SiriusXM Customer Agreement for complete terms at www.siriusxm.com. All fees and programming subject to change. Not all vehicles or devices are capable of receiving all services offered by SiriusXM. Current information and features may not be available in all locations, or on all receivers. Satellite and streaming lineups vary slightly. **5.** FordPass Connect, the FordPass App, and complimentary Connected Service are required for remote features (see FordPass Terms for details). Connected service and features depend on compatible AT&T network availability. Evolving technology/cellular networks/vehicle capability may limit functionality and prevent operation of connected features. Connected service excludes Wi-Fi hotspot. FordPass App, compatible with select smartphone platforms, is available via download. Message and data rates may apply.

WHEELS



A



B



C



D



E



F



G



H



I



J



K



L



M



N




O


XL	XLT	LARIAT™	KING RANCH®	PLATINUM®	LIMITED	
						S: STANDARD O: OPTIONAL P: PACKAGED
						WHEELS
S						A. 17" Silver Steel
P	S					B. 17" Silver-Painted Aluminum (included in XL Chrome Package; not available with diesel engine)
P	O					C. 18" Silver-Painted Aluminum ¹ (included in Heavy-Duty Payload Package)
P						D. 18" 6-Spoke Machined Aluminum with Magnetic-Painted Pockets (included in STX® Package)
S	S					E. 18" Machined Aluminum with Magnetic-Painted Pockets (XLT w/diesel engine)
P	P					F. 18" 6-Spoke Machined Aluminum with Gloss Black-Painted Pockets (included in Sport Package)
						G. 18" Chrome-Like PVD Aluminum (included in Chrome Package)
			S			H. 18" Machined Aluminum with Magnetic-Painted Pockets
O						I. 20" 6-Spoke Machined Aluminum with Magnetic-Painted Pockets (requires STX Package)
	O	O				J. 20" 6-Spoke Dark Alloy-Painted Aluminum (requires Sport Package)
		O				K. 20" Chrome-Like PVD Aluminum (requires Chrome Package)
			P			L. 20" Chrome-Like PVD Aluminum (included in Chrome Package)
			O			M. 20" Machined Aluminum with Light Caribou-Painted Pockets ¹ (not available with diesel engine)
				S		N. 20" Polished Aluminum
				S		O. 22" Polished Aluminum
						TIRES
S	S					245/70R17 BSW all-season (4x2)
S	S					265/70R17 OWL all-terrain (4x4, and SuperCrew® 157" WB 4x2 with 3.0L)
O	O					LT265/70R17C BSW all-terrain ¹ (4x4; requires FX4 Off-Road Package)
P	O	O				LT265/70R18C OWL all-terrain ¹ (4x4; requires FX4 Off-Road Package; included in Heavy-Duty Payload Package)
P	%/O	S	S			265/60R18 BSW all-season ¹ (4x2)
P	%/O	S	S			275/65R18 OWL all-terrain ¹ (4x4)
O	O	O	O	S		275/60R20 BSW all-season ¹ (4x2)
O	O	O		S		275/60R20 BSW all-terrain ¹ (4x4)
	O	O	O			275/60R20 OWL all-terrain ¹ (4x4)
				S		275/50R22 BSW all-season

¹ Restrictions may apply. See your dealer for details.


EXTERIOR & INTERIOR




Agate Black
Stone Gray Two-Tone



Iconic Silver¹
Carbonized Gray Two-Tone



Oxford White
Stone Gray Two-Tone




Carbonized Gray




Race Red²
Carbonized Gray Two-Tone




Velocity Blue
Carbonized Gray Two-Tone



Stone Gray¹




Antimatter Blue
Stone Gray Two-Tone




Space White
Stone Gray Two-Tone




Lead Foot




Rapid Red Metallic Tinted Clearcoat³
Stone Gray Two-Tone




Guard⁴
Stone Gray Two-Tone



Kodiak Brown
Stone Gray Two-Tone



Star White Metallic Tri-coat³
Stone Gray Two-Tone



Smoked Quartz Metallic Tinted Clearcoat³
Stone Gray Two-Tone

	XL	STX [®]	XLT ⁵	XLT SPORT	LARIAT ^{™6}	LARIAT SPORT	KING RANCH ^{®7}	PLATINUM [®]	LIMITED
Agate Black Metallic	1 2	3	4 5	6	7 8 9	9	10	11 12	13
Iconic Silver Metallic ¹	1 2	3	4 5	6	7 8 9	9	10	11 12	13
Oxford White	1 2	3	4 5	6	7 8 9	9	10		
Carbonized Gray Metallic	1 2	3	4 5	6	7 8 9	9		11 12	13
Race Red ²	1 2	3	4 5	6	7 8 9	9			
Velocity Blue Metallic	1 2	3	4 5	6		9			
Stone Gray Metallic ¹	1 2		4 5		7 8 9		10		
Antimatter [™] Blue Metallic	1 2		4 5		7 8 9		10	11 12	13
Space White Metallic		3	4 5	6	7 8 9	9			
Lead Foot		3		6		9			
Rapid Red Metallic Tinted Clearcoat ³			4 5	6	7 8 9	9	10	11	
Guard Metallic ⁴			4 5		7 8 9		10		
Kodiak Brown Metallic					7 8 9		10	11 12	
Star White Metallic Tri-coat ³					7 8 9		10	11 12	13
Smoked Quartz Metallic Tinted Clearcoat ³					7 8 9		10	11 12	13




1 Medium Dark Slate Cloth
XL




2 Medium Dark Slate Vinyl
XL



3 Black STX Sport Cloth
STX




4 Medium Dark Slate Cloth
XLT



5 Baja Tan Cloth
XLT




6 Black Sport Cloth
XLT SPORT




7 Medium Dark Slate Premium Ford Leather
LARIAT




8 Baja Tan Premium Ford Leather
LARIAT



9 Black Premium Leather
LARIAT




10 Norias/Mesa Antique Affect Del Rio
Leather
KING RANCH



11 Black Nirvana Leather/Carmelo Miko[®]
Suede Cloth
PLATINUM



12 Carmelo Nirvana Leather/Black Miko
Suede Cloth
PLATINUM



13 Admiral Blue/Light Slate Venetian
Leather
LIMITED

Colors are representative only. See your dealer for actual paint/trim options. 1. KING RANCH requires Chrome Package. 2. LARIAT requires Chrome Package. 3. Additional charge. 4. Not available with KING RANCH Chrome Package. 5. Carbonized Gray Two-Tone is optional on XLT. 6. Stone Gray Two-Tone is optional on LARIAT. 7. Stone Gray Two-Tone is standard on KING RANCH.

CONVENTIONAL TOWING

GCWR & Maximum Loaded Trailer Weight Ratings (lbs.)

Engine	Axle Ratio	GCWR	Regular Cab				SuperCab™				SuperCrew®			
			122" WB 4x2	4x4	141" WB 4x2	4x4	145" WB 4x2	4x4	164" WB 4x2	4x4	145" WB 4x2	4x4	157" WB 4x2	4x4
3.3L V6 FFV	3.55	9,400	5,000											
		9,500			5,000									
		9,700		5,100			5,000							
		9,900								5,100				
	3.73	12,600	8,200											
		12,700			8,200									
		12,800		8,200										
		12,900				8,200	8,200							
		13,000								8,200				
		13,100						8,100						
	2.7L EcoBoost®	3.15	12,200	7,600										
			12,300			7,600								
			12,600				7,700		7,600					
12,700										7,700				
12,800												7,800		
3.55		12,200	7,600											
		12,300			7,600									
		12,500		7,700										
		12,600				7,700	7,700		7,600					
		12,700								7,700				
		12,800						7,600			7,800			
		12,900								7,700				
		13,200	8,600											
3.73	13,300		8,500	8,600	8,400	8,400	8,100	8,300	8,300	8,100	8,300			
	14,800			10,000 ¹										
	15,000					10,000 ¹								
	15,100				10,000 ¹			10,000 ¹	10,000 ¹		10,000 ¹			
	15,300						10,100 ¹							
	15,400									10,100 ¹				
	15,400													
5.0L V8 FFV	3.15	13,000	8,300											
		14,800			9,900		9,800		9,600		9,700		9,600	
	3.31	13,000	8,300											
		13,200		8,200										
		14,800			9,900	9,700	9,800	9,500	9,600	9,400	9,700	9,400	9,600	9,300
	3.73	13,800	9,100											
		14,600		9,600										
		15,300			10,400									
		15,500					10,500							
		15,600				10,500			10,400		10,500		10,400	
		15,800						10,500		10,400	10,400		10,300	
		17,600							12,300 ²					
		17,800					12,800 ²							
		17,900				13,000 ²	12,800 ²							
		18,000				13,000 ³								
		18,100									12,900 ²			
		18,200										13,000 ²		
		18,300												
		18,400								13,000 ²	13,000 ²	13,000 ³	12,900 ²	
		18,500								13,000 ³				
		18,600											13,000 ³	
		3.5L EcoBoost	3.31	16,100			11,200							
				16,200					11,000					
16,400								11,200						
16,500									11,100	11,200				
16,600											11,300			
16,800										11,200	11,300	11,200		
3.55	16,100				11,200									
	16,200						11,000							
	16,400					11,200								
	16,500							11,100	11,200					
	16,600										11,300			
	16,800									11,200		11,200		
	17,500									12,300 ²				
	17,700										12,300 ²			
	17,900					13,000 ²	12,700 ²							
	19,300											14,000 ²		
	19,400										14,000 ²	13,800 ²		
3.73	18,400				13,300 ³	13,100 ³					13,900 ²	14,000 ²	13,800 ²	
	19,400											14,000 ³		
	19,500												13,800 ³	

CONVENTIONAL TOWING (continued)

GCWR & Maximum Loaded Trailer Weight Ratings (lbs.)

Engine	Axle Ratio	GCWR	Regular Cab				SuperCab				SuperCrew					
			122" WB 4x2	4x4	141" WB 4x2	4x4	145" WB 4x2	4x4	164" WB 4x2	4x4	145" WB 4x2	4x4	157" WB 4x2	4x4		
3.0L Diesel	3.31	16,300											10,500		10,400	10,400
		3.55	16,300											10,500		10,400
3.5L PowerBoost®	3.55	16,700													11,000	
	3.75	16,800														11,100
		18,400													12,700 ²	11,100
		17,000														11,100
															12,500 ²	

PAYLOAD Maximum GVWR & Payload Weight Ratings (lbs.)

Engine	Max. GVWR	Regular Cab		SuperCab		SuperCrew	
		122" WB	141" WB	145" WB	164" WB	145" WB	157" WB
3.3L V6 FFV 4x2	6,010	1,985					
	6,100		1,975				
	6,250			1,905		1,785	
3.3L V6 FFV 4x4	6,050	1,775					
	6,325		1,960				
	6,470					1,765	
	6,480			1,880			
2.7L EcoBoost 4x2	6,050	1,875					
	6,170		1,905				
	6,325			1,855			
	6,400					1,815	
	6,450						1,830
	6,500				1,925		
	6,650					1,960 ¹	
	6,750			2,175 ¹			2,085 ¹
2.7L EcoBoost 4x4	6,800						
	6,900		2,480 ¹		2,225 ¹		
	6,150	1,705					
	6,435		1,885				
	6,500			1,745			
	6,600					1,760	
	6,800		2,125 ¹				1,965 ¹
	6,900						
5.0L V8 FFV 4x2	7,000			2,165 ¹			
	6,200	1,900					
	6,750		2,350				
	6,800					2,135	
	6,900			2,345			
	6,950						2,235
	7,000				2,325		
	7,050					2,335 ²	
	7,850 ³		3,325 ³		3,010 ³		2,900 ³
	5.0L V8 FFV 4x4	6,400	1,835				
6,950			2,300				
7,050				2,240		2,135	
7,150					2,205		2,135
7,850 ³			3,050 ³		2,765 ³		2,650 ³
3.5L EcoBoost 4x2	6,750					2,050	
	6,900				2,290		
	7,000						2,245
3.5L EcoBoost 4x4	7,050		2,620		2,285		2,300 ²
	7,850 ³		3,250 ³		2,980 ³		2,880 ³
	7,050		2,360	2,190		2,100	
3.0L Diesel 4x4	7,150				2,125		2,155
	7,850 ³		3,035 ³		2,740 ³		2,640 ³
3.5L PowerBoost 4x2	7,050			1,840			1,805
3.5L PowerBoost 4x4	7,100						1,805
	7,350					2,090	2,120
	7,350					1,830	1,810

Best ratings in the class shown bolded and in color.

WB = Wheelbase **1.** Requires 2.7L EcoBoost Payload Package. **2.** Requires Max. Trailer Tow Package. **3.** Requires Max. Trailer Tow and Heavy-Duty Payload Packages.

DIMENSIONS

Exterior (in.)	Regular Cab 4x2/4x4	SuperCab 4x2/4x4	SuperCrew 4x2/4x4
Height (max.)			
5.5' box			75.6/77.2
6.5' box	75.6/77.0	75.5/77.2	75.8/77.6
8' box	75.2/77.0	75.6/77.1	
Width			
Excluding mirrors	79.9	79.9	79.9
Including standard mirrors	95.7	95.7	95.7
Including trailer tow mirrors	105.9	105.9	105.9
Standard mirrors folded	83.6	83.6	83.6