

Smart Hospitals

External Sales Presentation

SI Vertical Market storyline to address customer needs and demonstrate our value-add along the whole Hospital value chain

Examples

Objectives

Trends



- Demonstrate awareness
- Setting the frame

Industry Challenges



- Agree on challenges / prioritize
- Create common sense
- Initiate conversation on relevant KPIs and urgent needs

Persona Challenges



Use Cases



- Address the operational issues along the value chain
- Highlight value add for customer in each case

Portfolio Structure



- Demonstrate modular portfolio design
- How to adapt to individual requirements

Why Siemens Portfolio Highlights



- Highlight differentiating portfolio elements

References

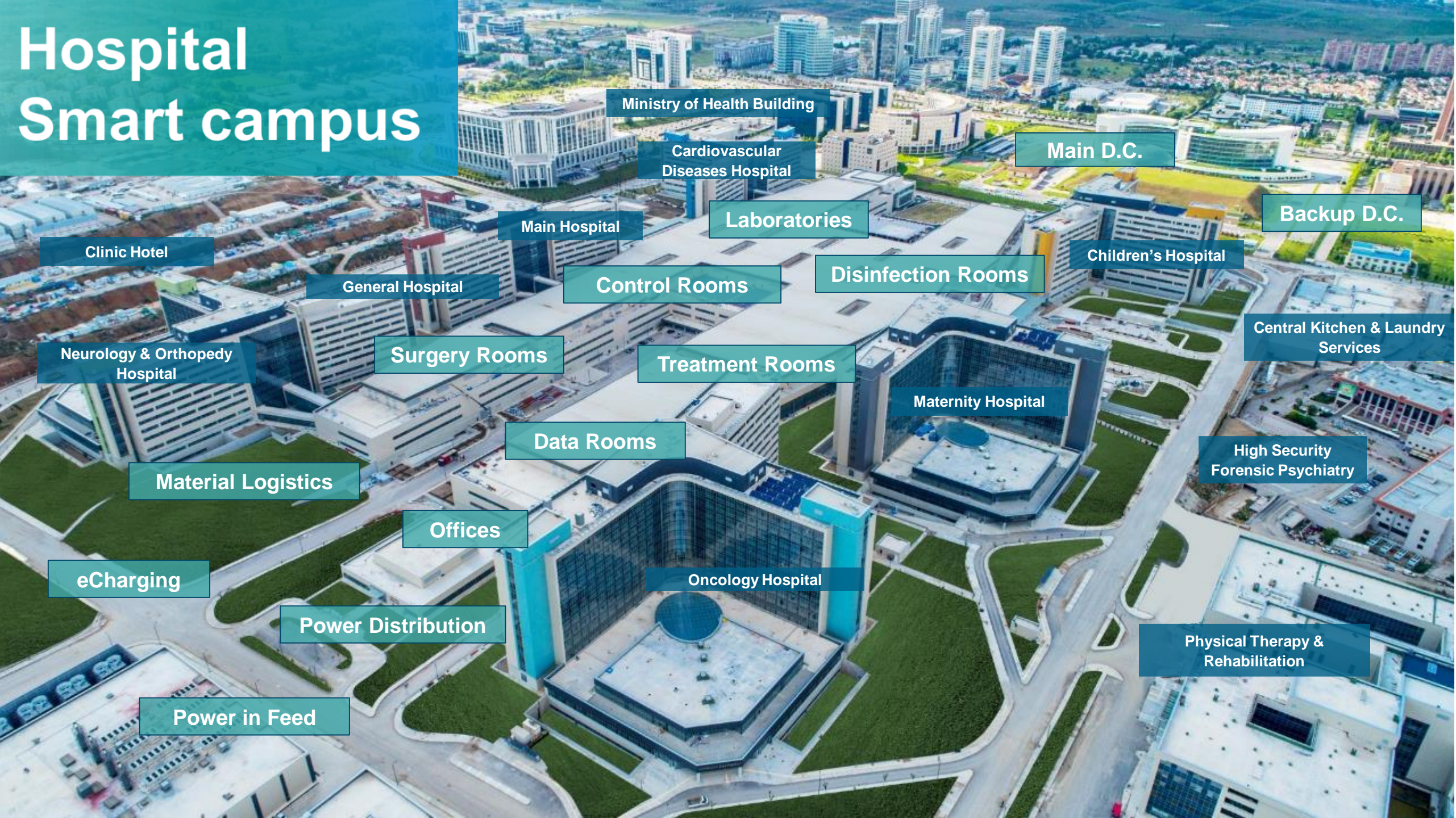


- Provide proof points for success with project examples

Smart infrastructure for Hospitals

Build to heal

Hospital Smart campus



Ministry of Health Building

Cardiovascular Diseases Hospital

Main D.C.

Backup D.C.

Clinic Hotel

Main Hospital

Laboratories

Children's Hospital

General Hospital

Control Rooms

Disinfection Rooms

Central Kitchen & Laundry Services

Neurology & Orthopedy Hospital

Surgery Rooms

Treatment Rooms

Maternity Hospital

High Security Forensic Psychiatry

Material Logistics

Data Rooms

Offices

Oncology Hospital

eCharging

Power Distribution

Physical Therapy & Rehabilitation

Power in Feed

What is a Smart Hospital?

Reliability
Cloud
Patient Flow
Smart Building
Infection Control
AGVs
Apps
Technology
Patient Satisfaction
Communication
Cost
efficient
Wearables
Security
Less work stress
Transparency
Command Center
Artificial
Intelligence
Real Time
Location Services
EHR interoperability
Asset Tracking
mHealth
Telehealth
Wireless
Innovation
Real Time
Data
Dashboards
Sustainability
Patient
Centered Care
Efficiency
Efficient
Wearables
Real Time
Data
Less beds
Dashboards
Sustainability
Patient
Centered Care

An aerial photograph of a modern hospital campus. The image shows several large, curved, grey buildings with a distinctive architectural style. The buildings are surrounded by green spaces and parking areas. The overall scene is a high-angle view of a large, well-planned medical facility.

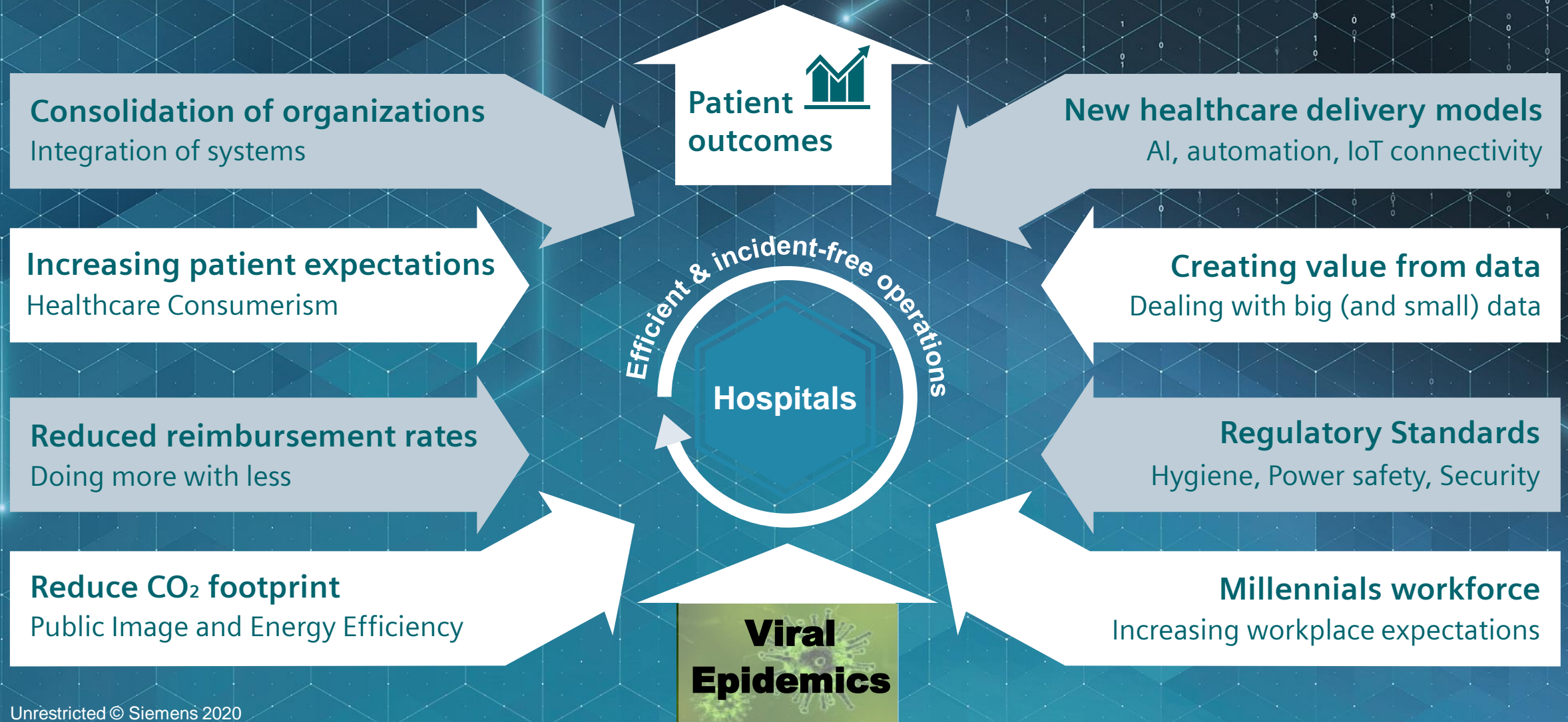
**Is your Hospital campus
holding you back?**

A group of healthcare professionals in white coats are gathered around a table, looking at a laptop screen. The background is a modern hospital setting with glass walls and a large pyramid-shaped light fixture. The text is overlaid on the image.

The journey towards a
Smart Hospital environment
starts with understanding the
market trends & drivers and the
resulting challenges.

Processes | Technology | Services

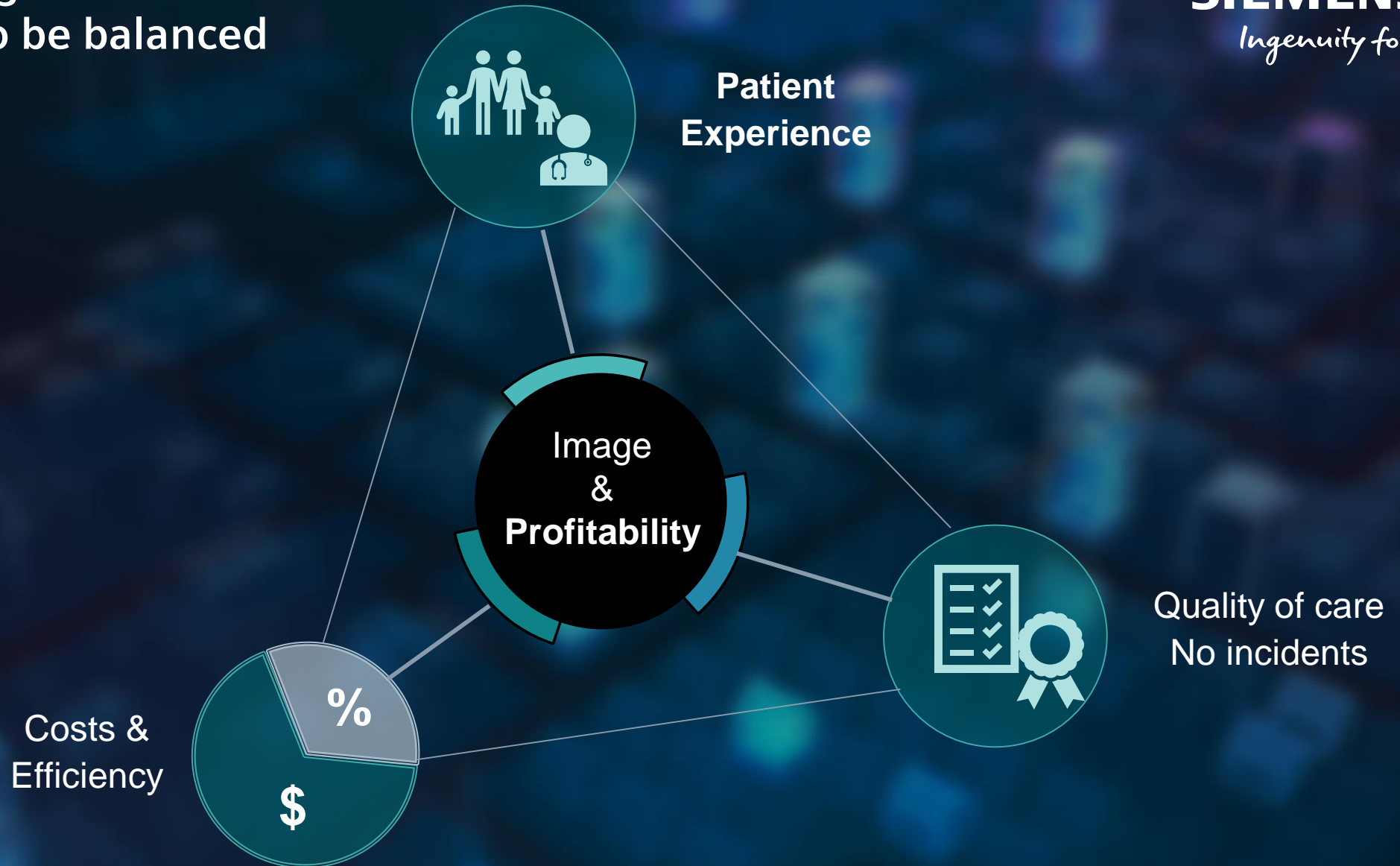
Trends with high impact on the hospitals' value chain



As patients increasingly “shop” for health care services, enhancing **patient experience** is regarded as a potential driver of hospital performance, since it may strengthen customer loyalty, build reputation and brand, and boost utilization of hospital services through increased referrals to family and friends. Deloitte research shows that good patient experience is associated with higher hospital **profitability**.

Source: Deloitte 2019 Global Healthcare Outlook

The challenges that need to be balanced



Resulting Business Objectives that need to be achieved



1 | **Improve Patient Satisfaction**

2 | **Improve Patient Outcomes**

3 | **Improve Staff Satisfaction**

4 | **Increase OPEX Efficiency**
 • Staff
 • Energy
 • Maintenance

5 | **Optimize CAPEX Efficiency**
 • Space
 • Assets
 • Construction Costs

6 | **Reduce / Avoid Risks & Incidents**

7 | **Improve Image**
 • Climate
 • Regulations
 • Reputation

8 | **Create Alternative Revenues**

Operational issues in hospitals

Head of nursing/medical staff



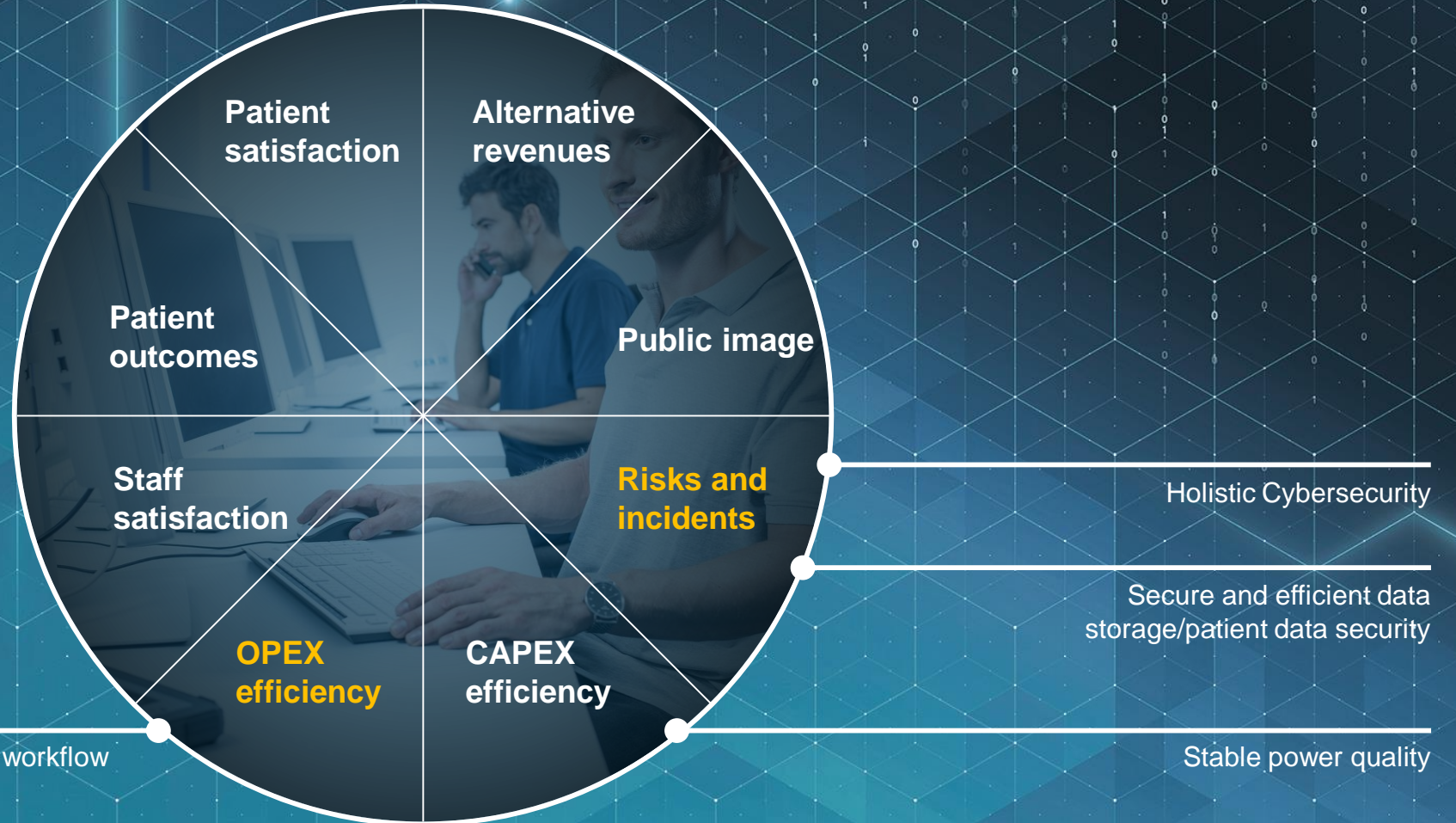
Operational issues in hospitals

Facility/security manager, technical director



Operational issues in hospitals IT manager

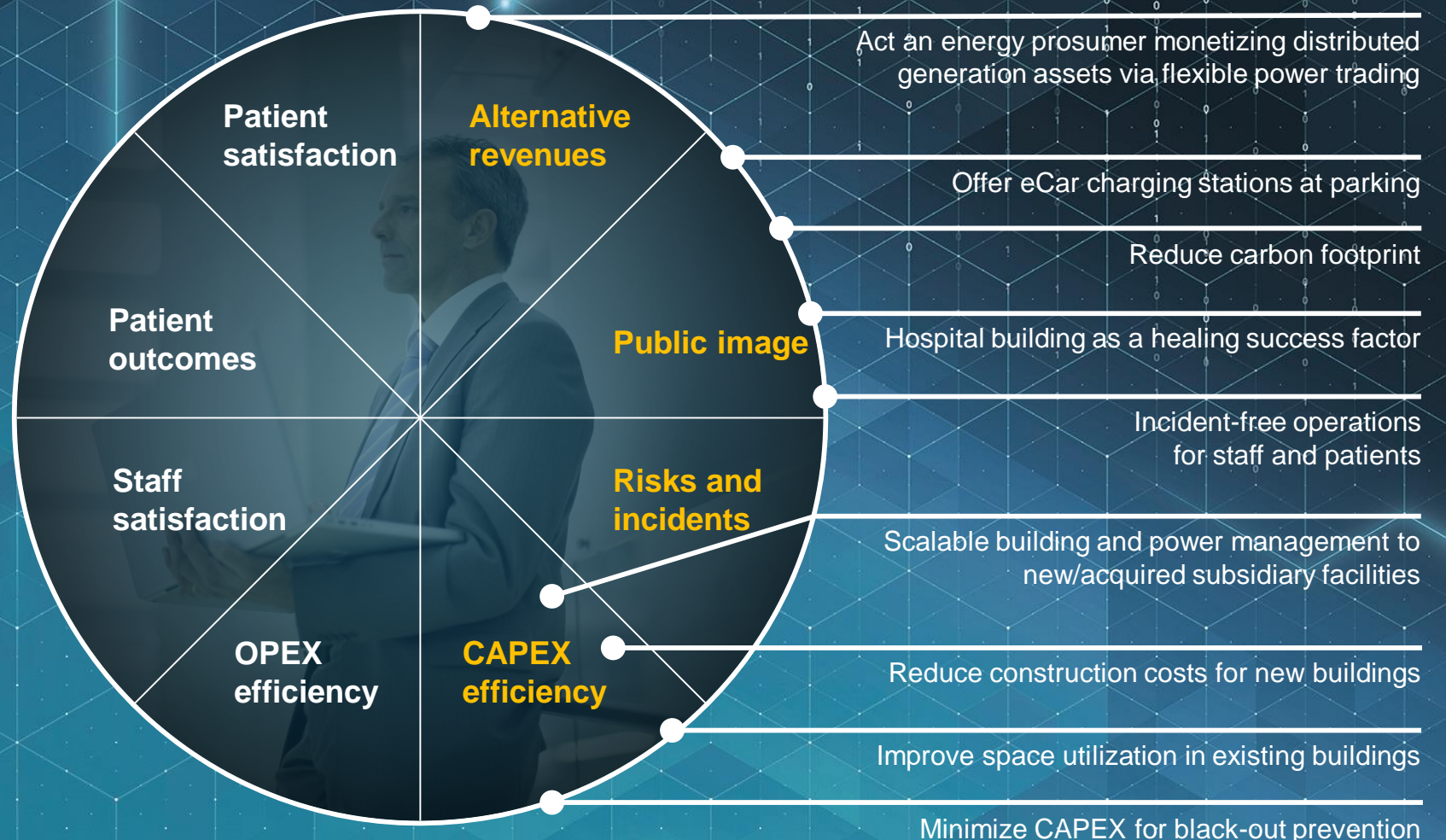
SIEMENS
Ingenuity for life



Operational issues in hospitals Hospital (group) manager¹

¹ Specific additional issues for the overall hospital manager besides the previous issues for happy

- Patients
- Medical staff
- Facility managers
- IT managers



Operational issues in hospitals Consultant/planner



Smart Infrastructure value proposition – Our answer



One of the **top 5** key factors in improving patient satisfaction in a hospital is **individual room control** of building systems such as

- Temperature
- Lighting
- Window shades

Source: Health Facilities Management/ ASHE 2016 Hospital Construction Survey

“I would like to feel at home. Being oriented and connected at any time while having control over my room settings is important to me.”

– Patient

- Designo Room Automation (DRA)
- Web-based Smart Room Operator
- “Annual Shading” via 3D simulation
- Way finding **enlighted**
- Command & signaling devices for wired nurse call systems

Patient
Satisfaction

Patient
Outcomes

Staff
Satisfaction

OPEX
efficiency

CAPEX
efficiency

Risk
avoidance

Image
improvement

Revenue
generation

Healing Environment - lighting

Blue light shifts circadian rhythms

2x as much compared to other colors

Possible relation between shifted circadian rhythms and certain diseases

Inappropriate lighting can interfere with the sleeping patterns that slow down the recovery process in patients. It may even trigger other additional medical issues in the patient

Human Centric Lighting (DRA)

The room controller from Siemens can control the lighting in such way that the color temperature follows certain curves throughout the day in order to optimize the patient recovery process



Patient
Satisfaction

Patient
Outcomes

Staff
Satisfaction

OPEX
efficiency

CAPEX
efficiency

Risk
avoidance

Image
improvement

Revenue
generation

Positive Pressurized Rooms

- Operating rooms
- Delivery rooms
- Trauma rooms
- Newborn intensive care
- Laser eye rooms
- Protective environment rooms
- Pharmacy
- Laboratory, media transfer
- Central medical and surgical Supply clean workrooms
- Central medical and surgical Supply sterile storage

Negative Pressurized rooms

- ER waiting rooms
- Radiology waiting rooms
- Triage
- Airborne infection isolation (All) rooms
- Cytology, glass washing, histology, microbiology, nuclear medicine, pathology, and sterilizing laboratories
- Autopsy rooms
- Soiled workrooms or holding rooms
- Soiled or decontamination room for central medical and surgical supply
- Soiled linen and trash chute rooms

Monitoring contaminants within critical environments and controlling air flow and air pressure are key to ensure an effective healing environment for successful patient outcomes.

Critical Environment

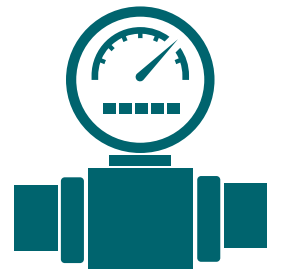
About **70%** of treatment decisions are based on laboratory results

In 2018, **77%** of surveyed US Hospitals were cited for poor control of airborne contaminants in their critical spaces due improper pressure relationships

Sources: [Evidence-Based Laboratory Medicine](#) | [FGI Standard 140](#)

Pressurized Spaces Solution

- Advanced maintenance free sensing technologies
- Pressure & air flow tracking
- Fume hood control



Patient Satisfaction

Patient Outcomes

Staff Satisfaction

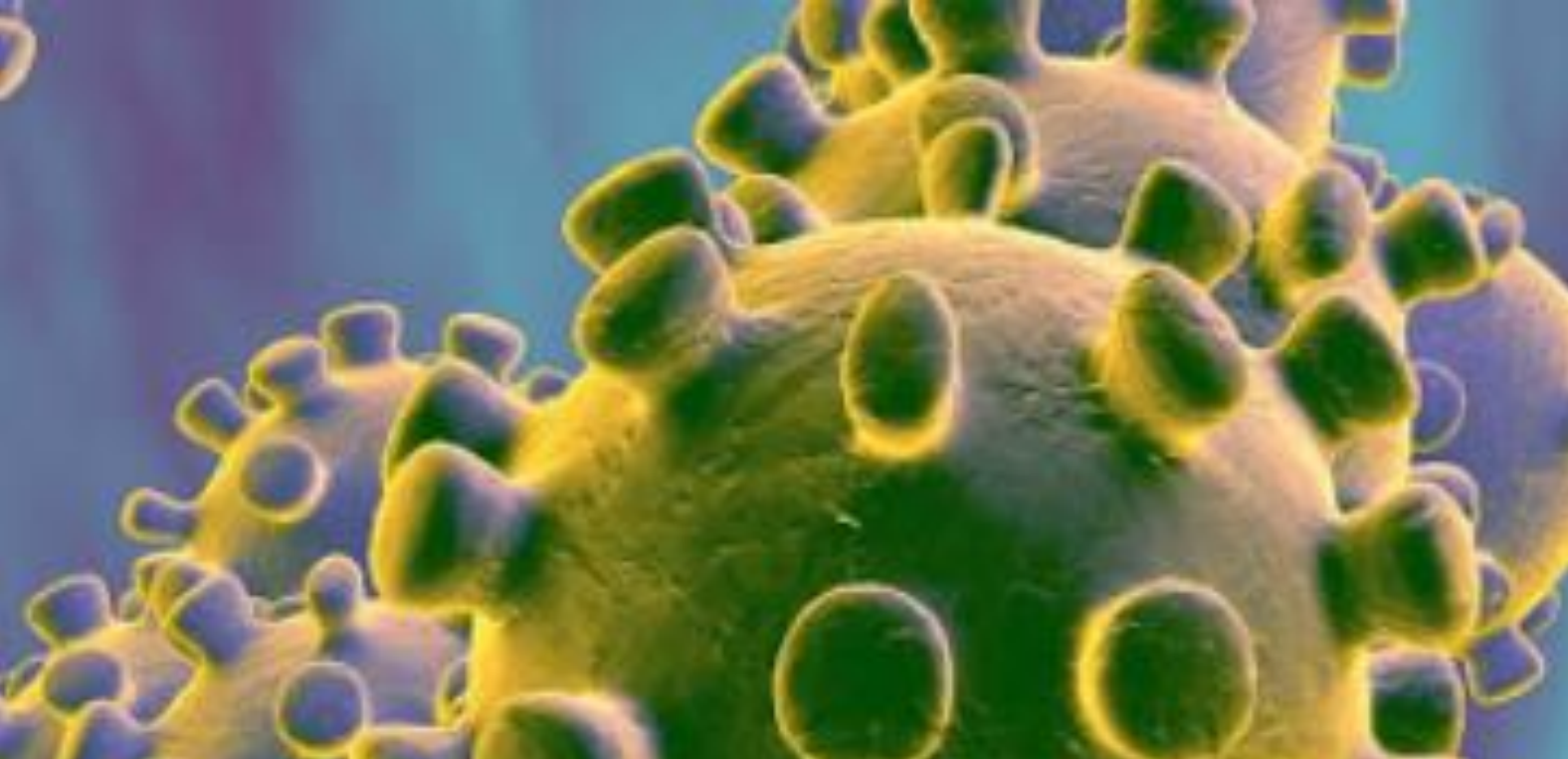
OPEX efficiency

CAPEX efficiency

Risk avoidance

Image improvement

Revenue generation



COVID-19 Isolation rooms

Virus pandemics may infect **60-70%** of a population.

Hospitals need to react fast and flexible to offer and also reliably operate isolation rooms for infected patients as well as laboratories.

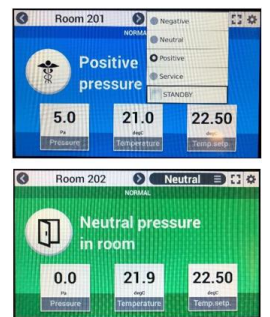
Sources: Internet sources on recent COVID-19 break-out, March 2020

I need high flexibility in offering increasing capacities of isolation rooms for virus pandemics with reliable, easy and cost-efficient operation

– Medical Director, Hospital Manager

Designo pressurized room & fume hood control

- 6 different environmental parameters per room
- Supports up to 3 rooms with different user profiles
- Allows setpoint changes and individual visual + acoustical alarms



Patient Satisfaction

Patient Outcomes

Staff Satisfaction

OPEX efficiency

CAPEX efficiency

Risk avoidance

Image improvement

Revenue generation

Staff workload

Nurses spend an average
of **72 min** per shift searching for
assets, coworkers and patients

ROI of Locatable RTLS for Healthcare, Frost & Sullivan

“It would reduce my workload a lot, if I could quickly locate available equipment, required coworkers and patients wandering around.”

– Hospital Staff

Real Time Location Service (RTLS)

- Assets – beds, instruments
- Coworkers – different specialists
- Patients – through put and wandering

enlighted

Patient
Satisfaction

Patient
Outcomes

Staff
Satisfaction

OPEX
efficiency

CAPEX
efficiency

Risk
avoidance

Image
improvement

Revenue
generation



Work environment

Increasingly **competitive** market for people with the required skills and **talent**

Entry of **millennials** into the workforce with different expectations and demands

Source: Deloitte 2019 Global Healthcare Outlook

“I would like to individually control my ambient workplace conditions and have hassle-free entry to access-protected rooms to make my stressful work environment more comfortable!

– Medical Staff

Desigo Total Room Automation

Personalized

- Access control
 - Light adjustment
 - Temperature setpoint
 - Air flow
- via RFID key

Surveillance Identity



Patient Satisfaction

Patient Outcomes

Staff Satisfaction

OPEX efficiency

CAPEX efficiency

Risk avoidance

Image improvement

Revenue generation



Workplace violence

Injury incidence rate **increased 65%** for all healthcare personnel over the last years

Optimized incident response procedures - **50% reduction** in security **man hours**

Source: [Occupational Health Safety Network \(OHSN\)](#)

“I need immediate help at the spot where I am, without raising panic throughout the hospital”

– Medical Staff

Siveillance Viewpoint

- Advanced incidents handling
- Interactive visualization & bi-directional communication
- Zone-based alarming



Patient Satisfaction

Patient Outcomes

Staff Satisfaction

OPEX efficiency

CAPEX efficiency

Risk avoidance

Image improvement

Revenue generation



Performant Laboratories

Challenge **#1** is **laboratory turnaround time**

70% of clinical **decisions** are based on in vitro diagnostic lab results, with ever growing test volumes to handle

Source: [The Lewin Group, Value of Diagnostics](#)

“We need our laboratories to be reliably available for quick treatment decisions and at the same time operating very energy efficient.”

– Medical Director, Facility Manager

Designo pressurized room & fume hood control

- **High performance** solution for safe room conditions / high speed controllers
- **Increased energy efficiency** with demand-driven volume flow control
- **Easy-to-use: one system** to operate, control and maintain, incl. lights and blinds
- **Open for 3rd party integration**



Patient Satisfaction

Patient Outcomes

Staff Satisfaction

OPEX efficiency

CAPEX efficiency

Risk avoidance

Image improvement

Revenue generation

Condition based maintenance
average savings

25% reduction in maintenance costs

70% eliminations of breakdowns

30% reduction in downtime

Source: U.S. Department of Energy | [Link](#)

“I need early insights into what area is affected by an asset failure, ensure fast response and minimum impact in daily operation”

– Facility Manager

Building Information Modelling (BIM)

- 2D/3D visualization of asset location and status

Substation Device Management (SDM)

- Connectivity of power grid assets, electrical infrastructure assets, grid edge devices

**Condition monitoring
common Remote Service Platform (cRSP)**

Patient
Satisfaction

Patient
Outcomes

Staff
Satisfaction

OPEX
efficiency

CAPEX
efficiency

Risk
avoidance

Image
improvement

Revenue
generation

Maintenance cost reduction

A lot of maintenance calls at electrical installations can be significantly **reduced** by a better **selection** of appropriate devices.

“Maintenance time is the time of high staff cost and no productivity – we need to reduce the maintenance time to become more competitive”

– Facility Manager

- SENTRON protection devices are easy to service by trained staff
- **No regular testing** required for up to **4 years** for SENTRON FI (RCOs) with Sigres function

Patient
Satisfaction

Patient
Outcomes

Staff
Satisfaction

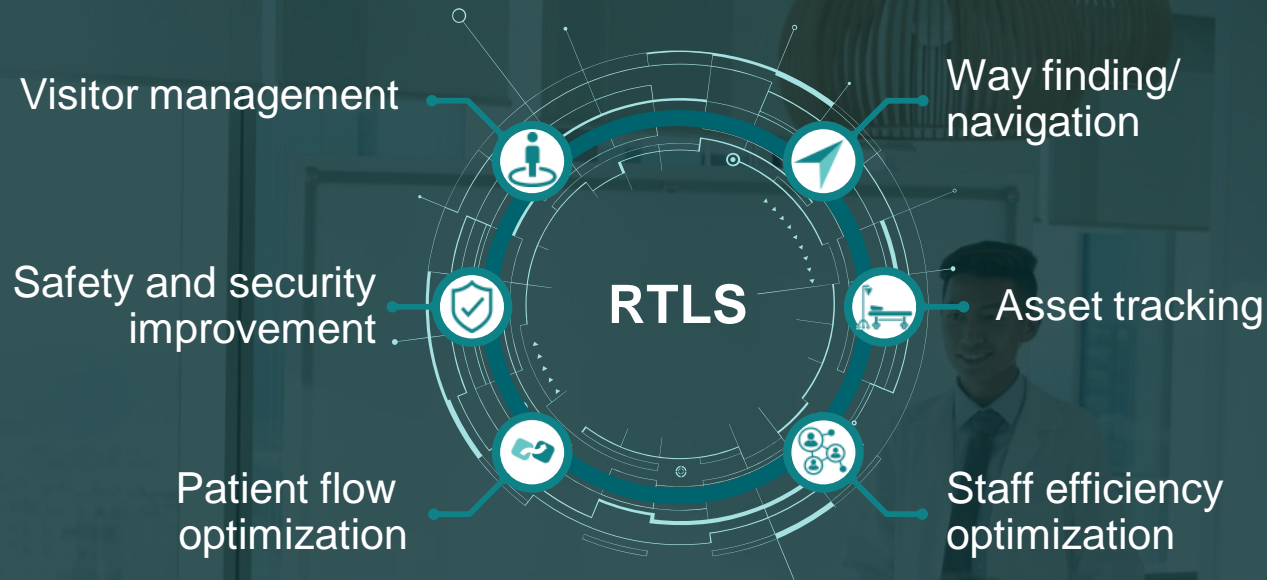
OPEX
efficiency

CAPEX
efficiency

Risk
avoidance

Image
improvement

Revenue
generation



Staff efficiency

Nurses spend an average of **72 min** per shift searching for equipment

Average utilization rate of equipment is below **40%**

10% of equipment is lost or stolen during life time

Source: ROI of Locatable RTLS for Healthcare, Frost & Sullivan

“Labor makes up about 60 percent of hospital noncapital costs and is the largest driver of operating expenses.”

Source: 2018 blogs.deloitte.com › centerforhealthsolutions

~1.8 million € savings per year on labor, maintenance and lost/stolen equipment (400 bed hospital calculation available)

4,000 -5,000 Euro savings per bed per year

Real Time Location Services (RTLS)



Mobile Access Control

- digital access to restricted zones based on pre-defined protocols

Patient Satisfaction

Patient Outcomes

Staff Satisfaction

OPEX efficiency

CAPEX efficiency

Risk avoidance

Image improvement

Revenue generation



Staff efficiency by AGV

AGV integration can save **24%** of **shift time per day** for medical assistant staff

- Food transportation to the patient rooms
- Collection and transportation of used and clean laundry & waste transportation
- 24/7 vehicle operation time

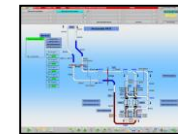
Source: [ScienceDirect 2017, Procedia Engineering 192](#)

“In order to leverage our high labor cost, we need to increase the time our staff is spending on direct patient care.”

– Facility Manager & Head of Medical Staff

SIATRANS / SiriusAct

- Vehicles for every application with independent engineering partners
- Transport management visualization
- Remote maintenance access



Patient Satisfaction

Patient Outcomes

Staff Satisfaction

OPEX efficiency

CAPEX efficiency

Risk avoidance

Image improvement

Revenue generation

Reducing Energy Consumption

Healthcare facilities consume

up to **2.5** times the amount of energy of a commercial building of the same size

Recommissioning of existing systems can drive **5-15%** operational savings

Source: US Bureau of Economic Analysis, McGraw-Hill Construction Forecasts, industry rep.

Energy Efficiency Analysis EEA

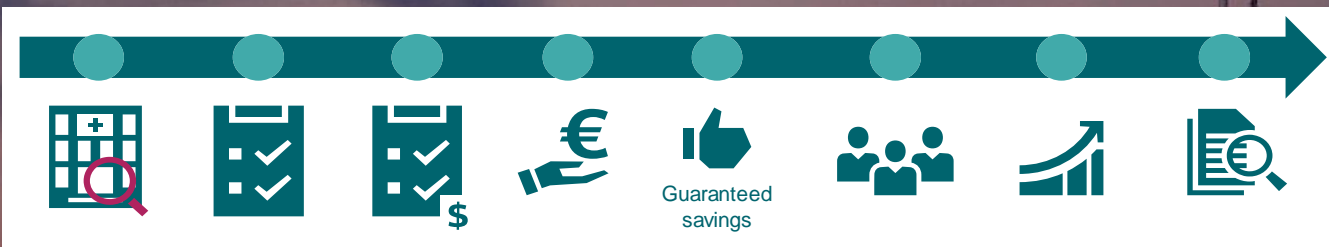
- 2D/3D visualization of asset location and status

Designo CC and Navigator

- Integrated building management platform including Power Manager



Facility energy analysis Facility improvement measures FIM business case Siemens financing possibilities Guaranteed savings Experienced project teams Continuous monitoring Transparent reporting



“Due to the high cost pressure in the market, I need to maximize energy savings along the whole value chain. This starts with transparency on consumption”

– Facility Manager

Patient Satisfaction

Patient Outcomes

Staff Satisfaction

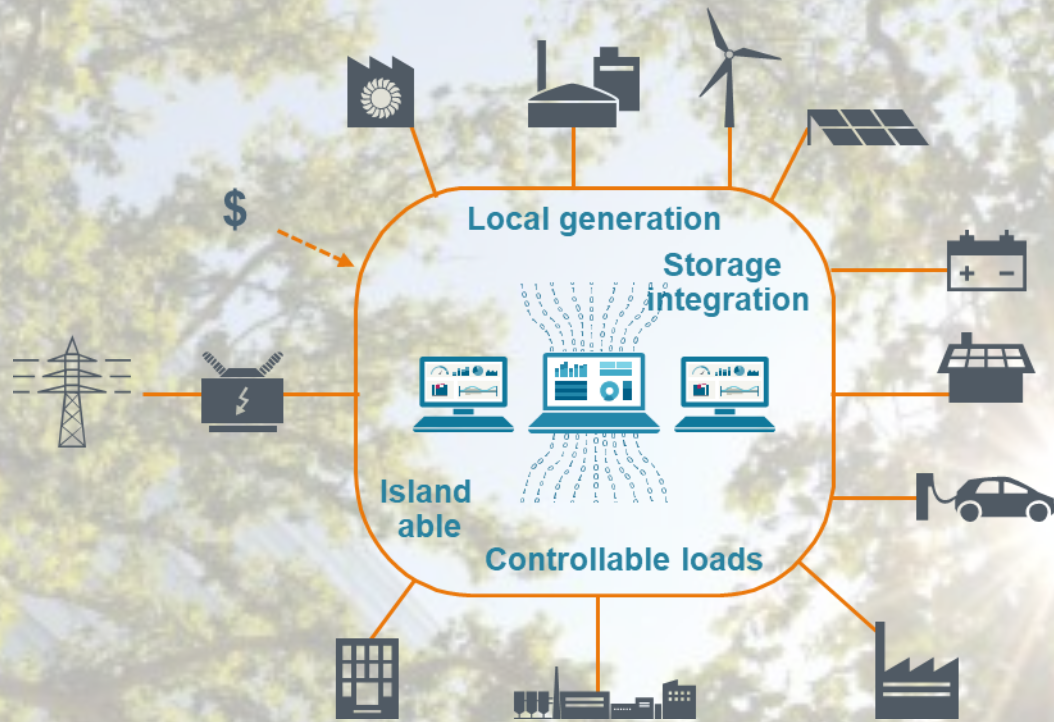
OPEX efficiency

CAPEX efficiency

Risk avoidance

Image improvement

Revenue generation



Energy Unit Cost Reduction

Intelligent **integration** of **own generation and storage** allows economic optimization of main grid supply to **reduce energy costs** and even provide increased **independence** from utility grid

Integration of renewable energy with Microgrid reduces the required electricity from the public grid
 In addition the dimension of the maximum power infeed from the utility substation can be decreased ¹
 As a consequence the electricity rate is reduced.

¹ | Utility customers pay a fee for their point of common coupling to the electrical grid which depends on maximum power used. This helps the electricity company to dimension their electrical grid capacity and ensures the user is receiving the power required.

Microgrid - Power Generation made smart

- Local generation & storage integration

Peak Shaving / Price & Load Forecasting

- Avoiding power from the grid during peak period

Distributed Energy Optimization (DEOP)

- Combines all power sources and power loads

Patient Satisfaction

Patient Outcomes

Staff Satisfaction

OPEX efficiency

CAPEX efficiency

Risk avoidance

Image improvement

Revenue generation



Space Efficiency

Which doctor/meeting rooms are booked but not used?

Which square meters are unused?

What are the peak times in the waiting rooms?

Where are conflicting flows of people?

“I need ongoing transparency on the actual use of spaces to make economic decisions on campus enlargements, along with maximum space flexibility in current buildings”

– Hospital Manager

enlighted IoT based multi-sensors

- visualizing defacto space utilization history

Designo Room Automation

- maximum flexibility to adapt the building layout to the changing needs of the hospital

Patient
Satisfaction

Patient
Outcomes

Staff
Satisfaction

OPEX
efficiency

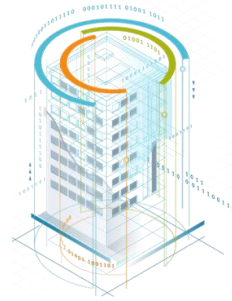
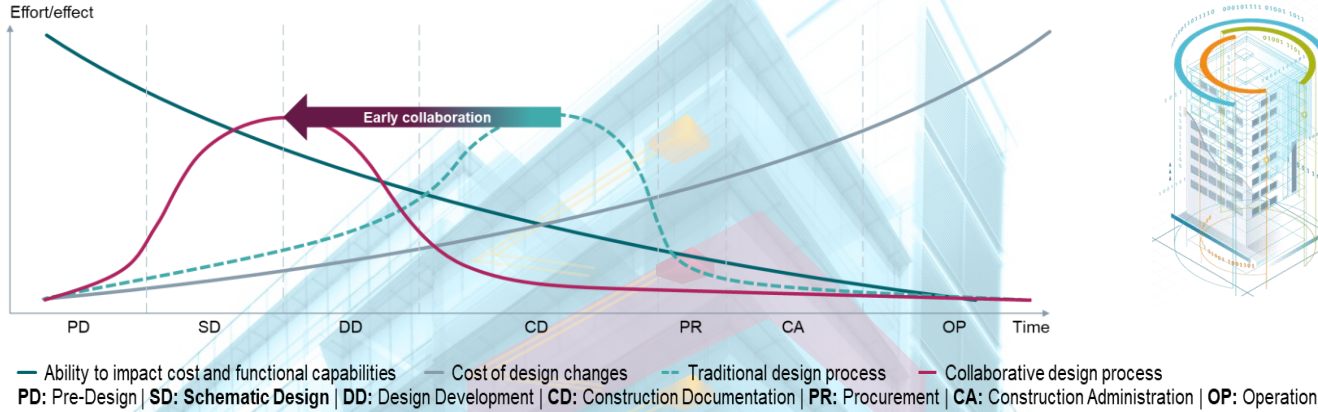
CAPEX
efficiency

Risk
avoidance

Image
improvement

Revenue
generation

Graphic courtesy of Patrick MacLeamy AIA/HOK



SIEMENS
Ingenuity for life

Construction Costs

Cost reduction through early collaboration with an integrated technology partner right from the design phase

10% savings on cabling and hardware for Design Room Automation planned with BIM

Source: Karolinska University Hospital, Stockholm

“Finding an integrated building and power management approach which optimizes the CAPEX and ensures a project execution within planned cost and time is key” — Hospital Manager & Planner

Building Information Modelling (BIM) / Design Room Automation

- Single source for building data optimizing IT & OT invest

Electrical Twin

- virtual image of the physical grid for modeling infrastructure power grids

Space efficient elec. products & solutions

Patient Satisfaction

Patient Outcomes

Staff Satisfaction

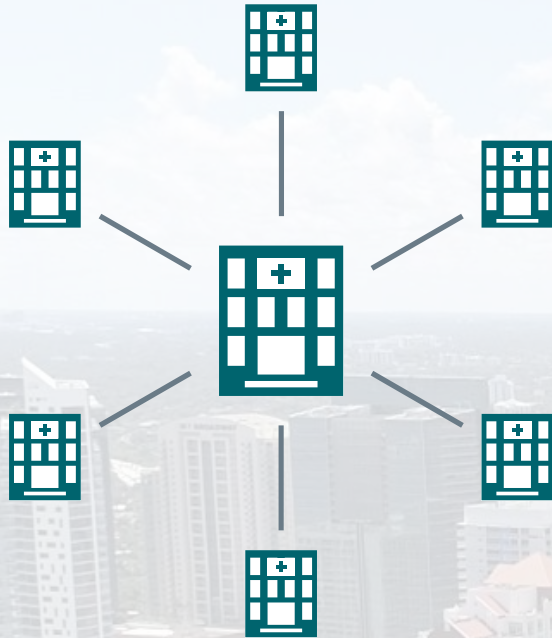
OPEX efficiency

CAPEX efficiency

Risk avoidance

Image improvement

Revenue generation



“When expanding to multiple sites, I want to maximize utilization of the distributed power assets and building management systems to minimize CAPEX spending”

– Hospital Manager

Scalability & Adaptability

Increasing **consolidation** into hospital groups or chains

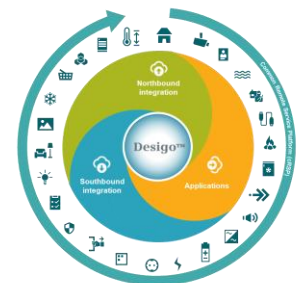
Facilities consist of **multiple buildings** of different age with different power & building management systems

Virtual Power Plant Demand Response (DEMS)

- Highly scalable platform to manage large pools of power supply assets

Designo CC / Cloud

- **Open** building management platform to **3rd party providers** of devices or applications



Patient Satisfaction

Patient Outcomes

Staff Satisfaction

OPEX efficiency

CAPEX efficiency

Risk avoidance

Image improvement

Revenue generation



“I want to ensure reliable black-out prevention at minimum CAPEX spending”

– Hospital Manager

Patient Satisfaction

Patient Outcomes

Staff Satisfaction

OPEX efficiency

CAPEX efficiency

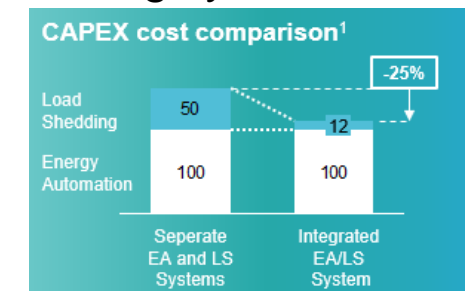
Load Shedding

Expanding the hospital with an additional wing usually requires **additional** back-up generators for blackout prevention.

- Intelligently prioritizing the critical loads utilizes existing diesel generators & energy storages without purchasing new ones

Power Management System with integrated Load Shedding system

- CAPEX optimized availability of infrastructure facilities



Risk avoidance

Image improvement

Revenue generation

Safety & Security

366 hospital fires on average
per year in the US

14 hospital shootings
per year in the US

Source: [Hospital fires](#) | [Hospital shootings](#)

“I want maximum safety & security without reducing comfort. Mass notifications should be tailored to the right people at the right time”

– Hospital Manager & Facility Manager

Desigo CC

Siport and Sipass access control

Sinteso detectors with ASA Technology

- Continuous coding and certification
- No false alarms
- Safe and fast evacuation with workflow-assisted treatment
- Arc Fault Detection Devices (APDD)
- Emergency Stop



Fully integrated
in BM platform

Patient
Satisfaction

Patient
Outcomes

Staff
Satisfaction

OPEX
efficiency

CAPEX
efficiency

Risk
avoidance

Image
improvement

Revenue
generation



Cybersecurity

31.7 million patient data

stolen in the 10 biggest cyber attacks in 2019

1 patient account sells for up to **1,000 US\$**

The **cost** of an average **cyber attack** on healthcare facilities exceeds **\$5 million**

Source: [HeathITSecurity 2019](#); [Becker's Health IT & CIO Report](#)

“In the age of digitalization I need an experienced partner to continuously achieve highest possible levels of cybersecurity”

– IT Manager

- 24/7 Cyber Security Helpdesk
- Certified products as per ISO 27001
- Continuous OT Network Monitoring and Reporting Service
- Periodic Risk Assessment through System CyberRisk Audit & Security Process Audit

Patient Satisfaction

Patient Outcomes

Staff Satisfaction

OPEX efficiency

CAPEX efficiency

Risk avoidance

Image improvement

Revenue generation

Stable power supply

40% of global healthcare organizations have experienced an **unplanned outage** in the last 12 months at a cost of **\$432,000** per incident

Source: [EATON Blackout Tracker Annual Report 2019c](#)

“A black out during an operation is the worst scenario which can happen during a surgery”

– Medical Staff / Surgeon

Lawsuits and image loss would be a nightmare”

– Hospital Manager

- Blackout prevention with **Fast Load Shedding**
- Fault isolation with **Self Healing Grid**
- **Black Start** and **Auto Islanding** (Microgrid)
- Power **Quality** Monitoring & Analysis



Patient
Satisfaction

Patient
Outcomes

Staff
Satisfaction

OPEX
efficiency

CAPEX
efficiency

Risk
avoidance

Image
improvement

Revenue
generation

Minimize Downtime

In case of a fault in the electrical grid, it takes time to locate the fault and restore the electrical grid manually

“Hospitals are critical environments where power downtimes have to be minimized”

– Hospital Manager & Facility Manager

*) : Andreas Luxa on “Utility service argumentation/use case

Spectrum Power Control Center *

- Clear pinpointing of the location
- Restoration of the electrical grid **within seconds**



Medium Voltage Ring-System-Concept

Patient
Satisfaction

Patient
Outcomes

Staff
Satisfaction

OPEX
efficiency

CAPEX
efficiency

Risk
avoidance

Image
improvement

Revenue
generation



Electrical Damage Protection

For example **22%** of unconfined, larger **fires** in **hospitals** over a span of 3 years were caused by **electrical malfunctions**

Source: [2018 Healthcare Facilities Today](#)

“A fault in the electrical installation may injure patients and staff and cause damage to high investment assets”

– Hospital Manager & Facility Manager

Comprehensive protection concept for personal safety, system protection and protection against fire based on the completely coordinated portfolio of protection devices:

- Residual current protective devices
 - Circuit breakers
 - RCBOs
 - AFD units
- (Preventative protection against fires caused by electricity due to insulation faults)



Patient Satisfaction

Patient Outcomes

Staff Satisfaction

OPEX efficiency

CAPEX efficiency

Risk avoidance

Image improvement

Revenue generation

Secure Data Storage

36% of annual **growth rate**
of **healthcare data** through 2025

Main drivers for growth

- Artificial intelligence, eHealth, mHealth
- Health information exchange, Blockchain

Source: [BusinessWire 2018](#)

On-premise Data Center Management

- Continuous monitoring and data insights
- Right level of detail for every user role



Power Supply Management

- Consistent and permanent grid quality monitoring
- Integrated back-up generation from diesel and/or battery



“I need to know the state of my data center at any given time and make sure that the availability and performance of the data center is optimal.”

– IT Manager

Patient
Satisfaction

Patient
Outcomes

Staff
Satisfaction

OPEX
efficiency

CAPEX
efficiency

Risk
avoidance

Image
improvement

Revenue
generation

Reduce Carbon Footprint

With **4.4%** of **global CO₂ net emissions** the healthcare sector is a major contributor to the climate crisis.

More than half of healthcare's footprint comes from energy use of **fossil fuel combustion**

Source: [European Healthcare Climate Summit 2019](#)

“I want all hospitals in my city to not only deliver perfect healing for the patients, but also support our local sustainability initiative by integrating renewable resources and make our city a greener place to live.”

– City Mayor

- **Microgrid Control**
Intelligent systems to convert your infrastructure to a smart energy system and prosumer facility
- **SiStorage / Fluence**
Battery solution to store renewable energy from own photo voltaic systems or windmills
- **Navigator**
Continuous energy KPI monitoring
- **Photovoltaic solutions**

Patient
Satisfaction

Patient
Outcomes

Staff
Satisfaction

OPEX
efficiency

CAPEX
efficiency

Risk
avoidance

Image
improvement

Revenue
generation

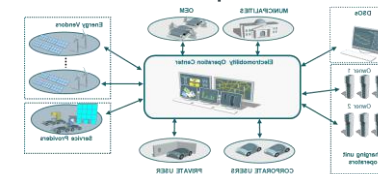
eCar Charging

- Lack of efficient charging stations is one of the most serious barrier for eCar use.
- No home-charging possibility in high-density urban areas.
- Global need of 40 mill chargers representing a \$50 bn invest until 2030

Source: [McKinsey 2018](#)

Siemens E-car Operation Center

- Manages the charging infrastructure and the grid connecting the charging points
- Provides semi-processed data to external systems for use in further processes like billing, telematics



“I would like to leverage my investment in own renewable energy assets to generate additional revenues and improve public image at the same time.”

– Hospital Manager

Patient
Satisfaction

Patient
Outcomes

Staff
Satisfaction

OPEX
efficiency

CAPEX
efficiency

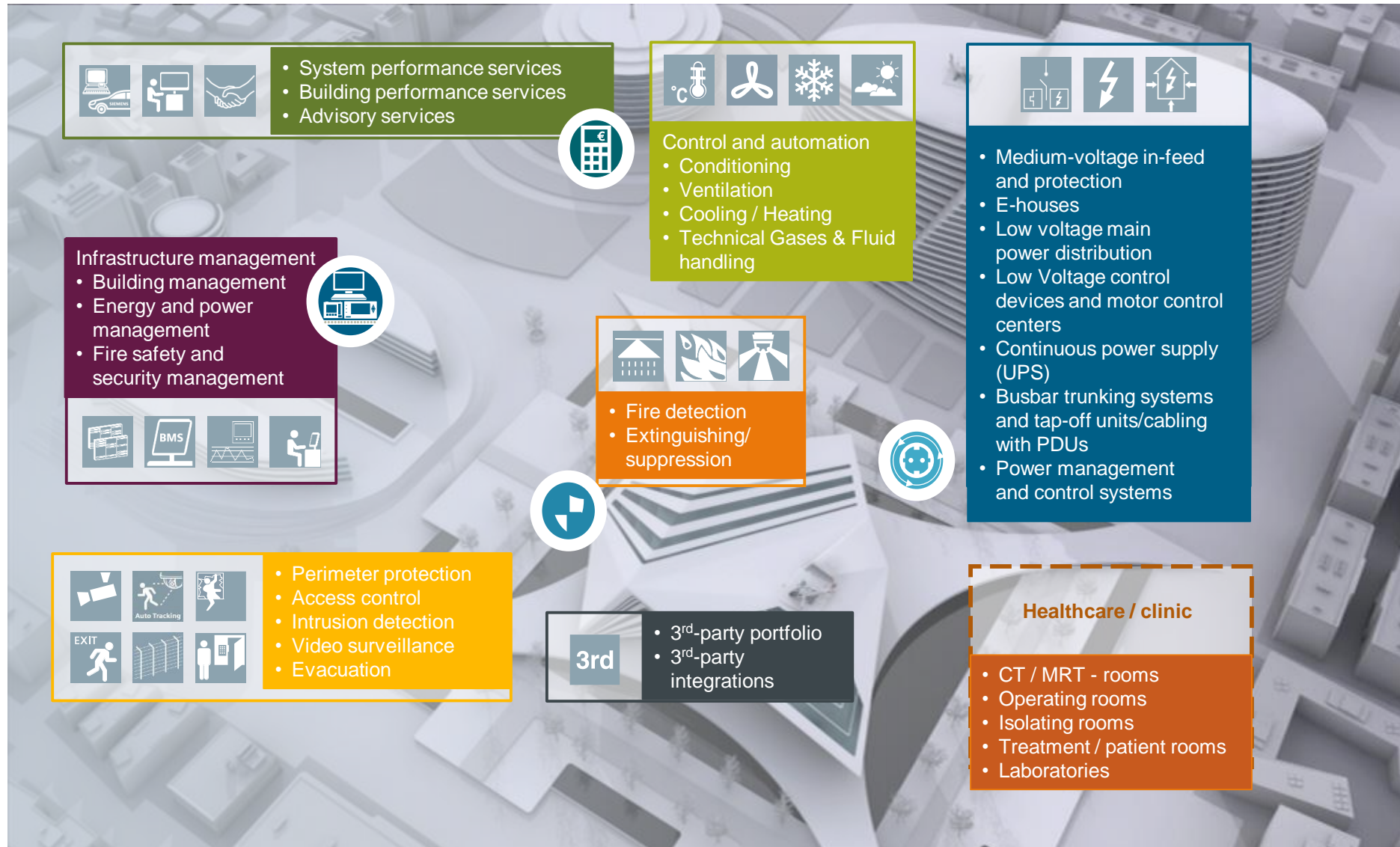
Risk
avoidance

Image
improvement

Revenue
generation

Our offering

Products, applications and services for power supply, power distribution and building technology for Hospitals

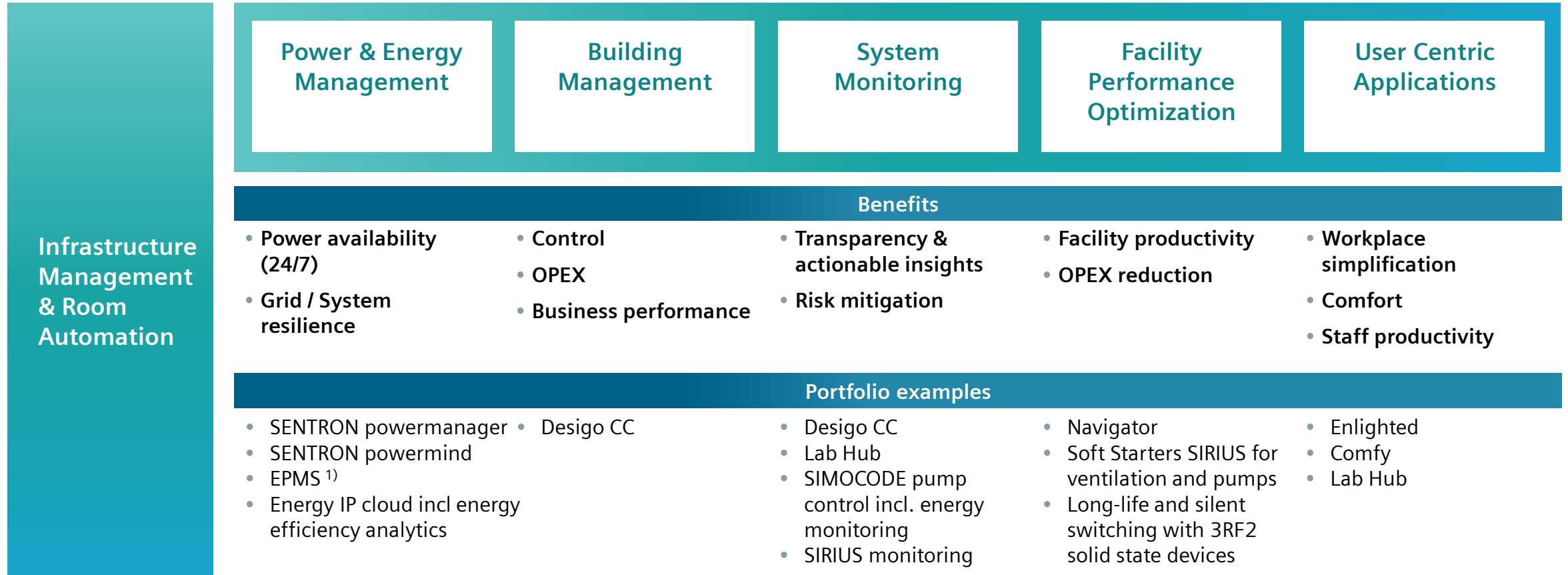


- Fire safety
- Totally Integrated Power
- Security
- Services
- BACS
- Infrastructure Management
- 3rd-party

SI application portfolio to improve patient satisfaction, staff performance and facility productivity in hospitals

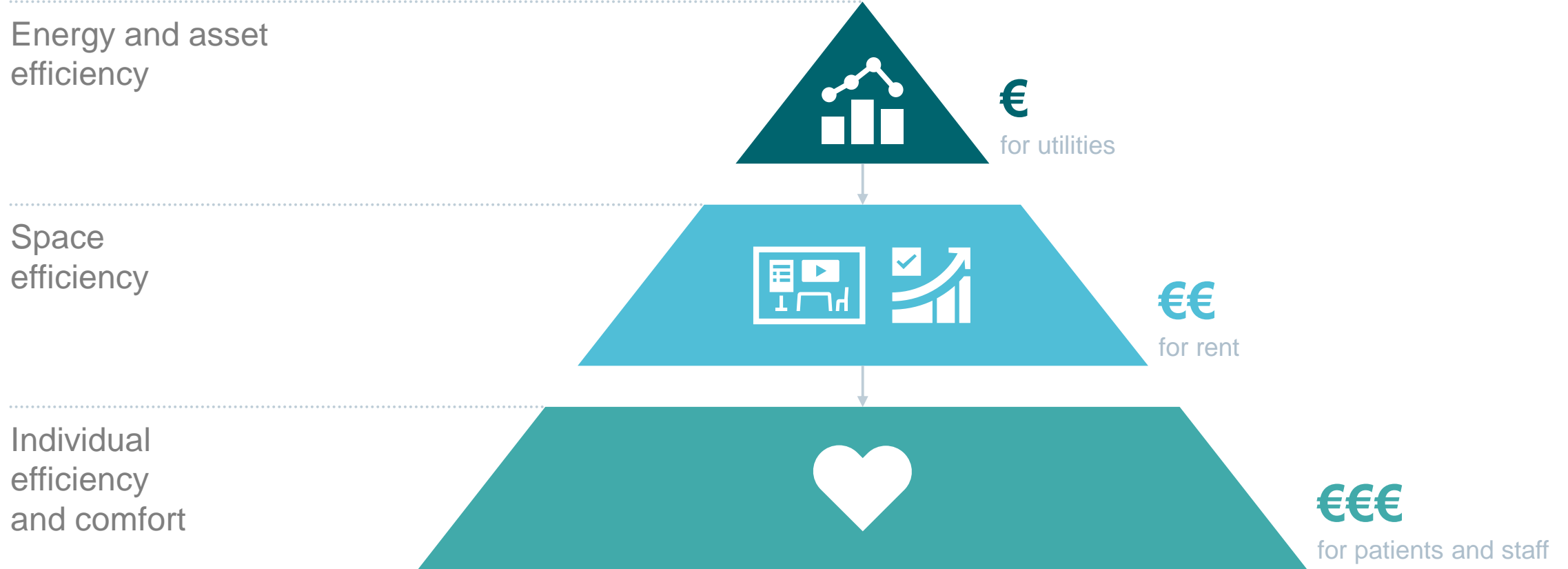


Applications for Hospitals



1) Energy and Power Monitoring System

Highest value-add potential lies with people productivity & comfort



Source: [JLL, Trends & Insights 2016](#)

Unrestricted © Siemens 2020

Page 48

Power & Energy

BMS

Monitoring

Optimization

User centricity

Smart Infrastructure

SENTRON power manager supports your demand for 24/7 power availability



Direct business relevance

Load peaks may create extra charges from power supplier

Reporting required to comply with regulations ¹⁾ from environmental authorities

Opex reduction through energy consumption optimization & quick fault detection



Monitor, analyze & optimize

Identify patterns and create workarounds to avoid or reduce load peaks

Consolidate relevant metrics and create tailored reports for audits

Tracking and analysis of energy consumption; visualization



SENTRON power manager

Detailed load and influencing factor monitoring for root cause analysis

Reports for consumption and cost allocation to specific cost centers

Visualization features to illustrate load profile & measured values in characteristic curves

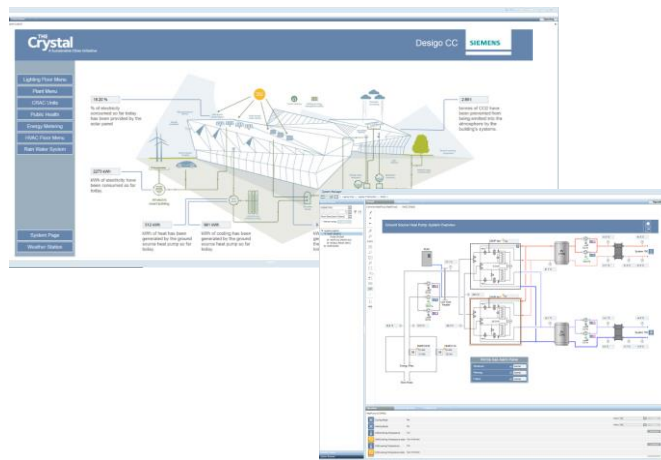


1) e.g. ISO 50001

Power Manager provides multiple features to support energy efficiency and system resilience

Dashboards (web server / app)

- Graphic library provides hundreds of predefined elements
- Revised workflows for setting up the system, graphically displaying the data and processing it in reports



Analyze energy

- Direct comparison of individual loads
- Transparency of power flow and use
- Identification of power peaks
- ...



Data-driven actions

- Develop energy efficiency measures
- Direct relation to energy bill
- Educated dialogue with power utility
- Energy management system reporting and continuous improvement according to ISO 50001 series



Dynamic building management automation platforms and applications harness data and transform operations



Building performance tools and analytics



Navigator



Service Portal

Integrated management platforms and applications



Integrated Building Management Platform



Integrated Security for Critical Infrastructure

Room, automation, field devices



Enlighted elevates your critical environment to the next level



Creating actionable insights from operation

Apply analytics to integrated ecosystem of smart sensors and building automation

Enlighted IoT platform

Capacity planning

Utilization maps

Staff and people motion

Asset management

Motion patterns to analyze workflows and asset utilization

Asset and item motion

Demand-driven Energy optimization

Motion-based lighting and pressurization

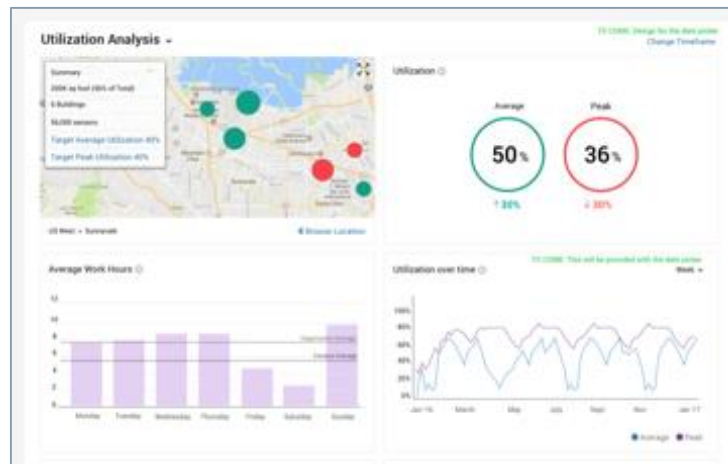
Motion-based workflow integration



Enlighted Space Utilization Suite – look and feel

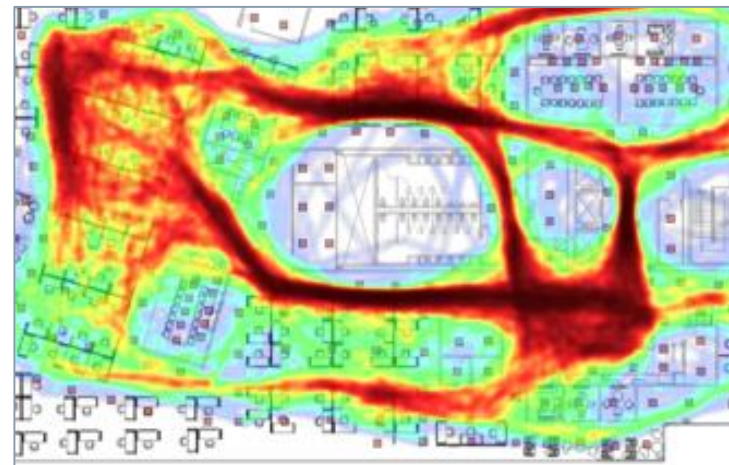
Dashboards

Key portfolio-, campus-, and building-level metrics



Analyze Space

Utilization, motion, occupancy per zone and/or floor with visualizations and reports



Data-Driven Actions

- Increase space utilization
- Optimize space design
- Improve workspace flow
- Facilities management



Comfy pushes staff productivity by simplifying operations across office and life science spaces



Create outcome-centric operations

Bundle the relevant workplace adjustments to a single interface

Comfy smart campus – smart building

Process-based lighting adjustments

Adjust brightness and light temperature acc. requirements

Integrated building automation and smart lighting

Simplified work request generation


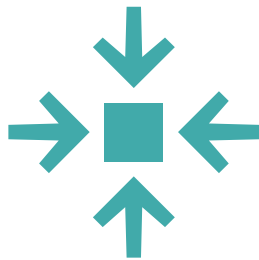
Order useable and set work requests from the app

Facility Management workflow integration

Easy room and desk booking

See availability and book in real time

Smart sensors and integrated panels



Comfy – Examples of features



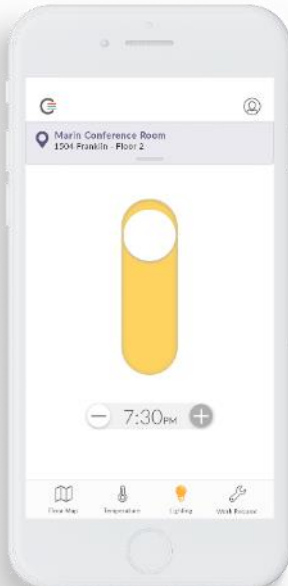
Temperature

Warm or cool workspaces on-demand



Lighting

Adjust the lighting in the workspace



Rooms

Find and book available meeting rooms



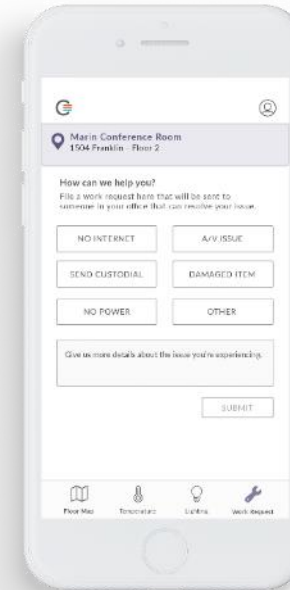
Desks

Find and book available desks



Work Requests

Submit work requests or flag issues



Maps & More








Find nearby amenities



SI products & systems portfolio to address the challenges in today's Smart Hospitals




Products, systems and solutions for Hospitals

Infrastructure Management & Room Automation	Power grid in-feed 	Medium Voltage Distribution 	Low Voltage Distribution 	Fire Safety 	Comfort 	Security & Access 	Healing Environment 
	Benefits						
	<ul style="list-style-type: none"> • Power independence • Power supply resilience 	<ul style="list-style-type: none"> • Security of supply • eMobility revenues 	<ul style="list-style-type: none"> • Safety • Flexibility • Protection and control 	<ul style="list-style-type: none"> • Safety • Business continuity 	<ul style="list-style-type: none"> • Control • OPEX • Patient experience 	<ul style="list-style-type: none"> • Staff productivity • Business resilience 	<ul style="list-style-type: none"> • Patient satisfaction • Patient outcomes
	Portfolio examples						
<ul style="list-style-type: none"> • HV/MV-Transformer substation • E-houses • Substation automation • Renewable integration (DES/EPS) 	<ul style="list-style-type: none"> • Transformer substation • MV Switchgear • Protection relays • Battery storage • Microgrid controller • eVehicle charging infrastructure 	<ul style="list-style-type: none"> • LV Switchgear • Busbar trunking systems • Protection Devices • Motor control centers / soft starters • Simocode motor management • Control cabinets • Storage • Monitoring • Smart edge devices 	<ul style="list-style-type: none"> • Detection • Mass notification • Extinguishing 	<ul style="list-style-type: none"> • Real Time Location Services • Annual Shading • Monitoring devices • Ventilation • Lighting • Controllers • Actuators • Valves • Sensors • Push Buttons 	<ul style="list-style-type: none"> • Mobile access management • Real Time Location Services • Video surveillance • Intrusion detection • Evacuation • Cybersecurity (patient data) 	<ul style="list-style-type: none"> • Circadian lighting • Individual room control / patient terminal • Isolation room solutions (air pressure) • Operating room solutions (UV disinfection) 	

■ Power
 ■ Building
 ■ Hospitals specific

Electrical energy: As indispensable as blood in our veins

Electrification



Efficient power

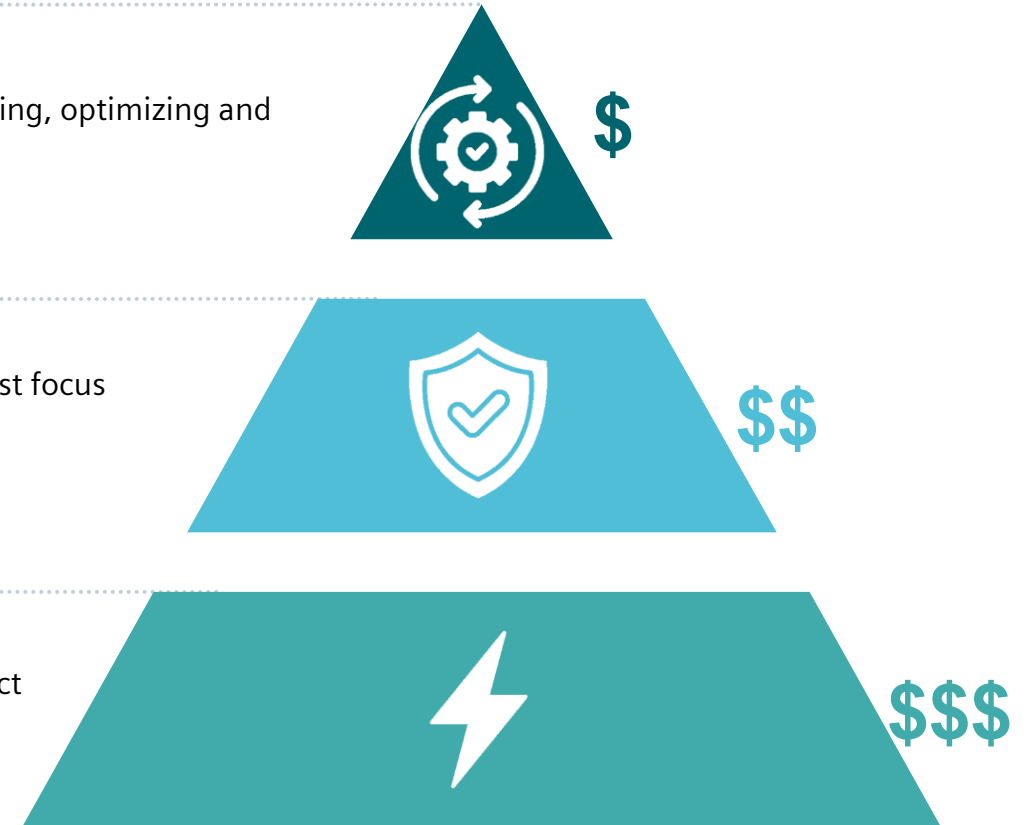
Energy monitoring allows benchmarking, optimizing and analysis of power flows.

Secure power

Personal safety and IT security – a must focus for Siemens technology.

Reliable power

High planning, production and product quality for a long reliable life time



E-House creates flexibility to adapt capacities in a modular and cost-effective way

Adapt capacities



Capacity extension to react on demand for new production lines or new applications (e.g. eVehicles, storage)



Need for **connecting renewable energy sources** to campus



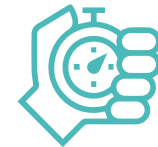
Incidents like fire/flooding that damage/destroy existing substations

Complex infrastructure

Short lead time for extensions require reliable solution and short-term availability

High complexity to extend capacity of existing infrastructure

Unexpected business downtime requires immediate workaround



Modular power substations

Customized, fully equipped and pre-tested modular power substation; improved EHS performance (reduced on-site presence)

Cost optimized (CAPEX / OPEX)
Fast and easy to install; time efficient (parallel design, factory built and tested)



Battery storage system SIESTORAGE enables transition towards energy distribution as an active success contributor

Increasing number of on-site electricity loads



CO₂-footprint objectives to be achieved



New electrical loads, e.g. eVehicle charging



No strategy towards electrical storage application in place



Expectation of high system resilience and 24/7-power supply, while grids become less reliable

Unclear business case for battery storage



Uncertain **CAPEX/OPEX model**

New loads & load fluctuation, e.g. eVehicle charging

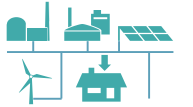
Power supply constraints & **peak-load penalties** due to low grid capacity

Higher demand for **peak load shaving**

Inefficient use of self generation / RES ¹⁾

Higher **supply resilience & capable power back-up** required

Tailored integration of battery storage system



Evaluate **CAPEX/OPEX model** and power grid **feasibility**

Ensure plant power capacity coverage for new loads and **independence from grid supply**

Provide **flexible load management** and **grid balancing** offering to utility, incl. eVehicle charging from RES ¹⁾

Negotiate for **power supply cost rebate** from utility / grid operator


1) Renewable Energy Systems

Two ways of PV power connection:

SINACON PV central inverter and KACO Blueplanet BP string inverters



SINACON PV



PV Central Inverter
(2.5 & 5 MVA)

PV arrays connected centrally to inverter

- High performance
- Flexible design
- Digitally enabled
- Comprehensive “plug & play”
- Grid management services


Siemens delivers inverter or embedded skid (inverter + transformer + RMU)



Examples:

- Trung Nam, VN (258MWp)
- Troja, IT (63MWp)

KACO blueplanet



PV String Inverter
(3 kVA – 150 kVA)

PV string connected to each inverter

- Compact design
- High efficiency
- SiC technology
- Smart
- PV, Storage, eMobility

Siemens delivers inverters and power skid (LV switching + transformer + RMU)



Globally 12GW delivered:

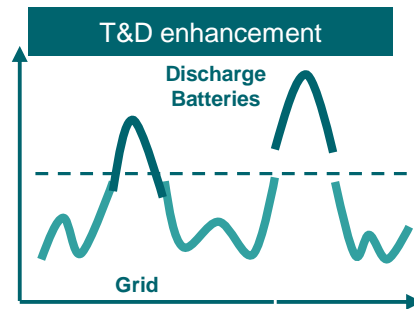
- Residential
- C&I
- Utility scale PV

Advanced storage solutions for grid, renewable integration, C&I applications and e-mobility



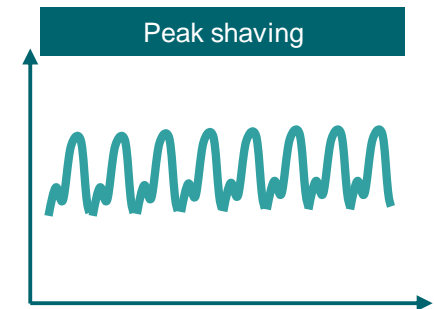
AC grid-scale energy storage

2 MW – 100+ MW
30 minutes – 4+ hours



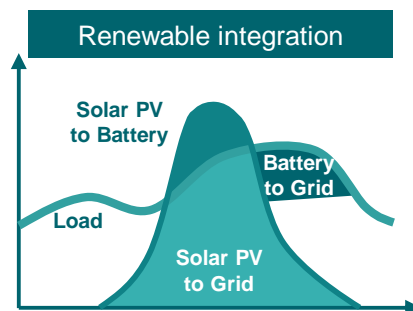
AC energy storage C&I applications

500 kW – 2 MW
30 minutes – 4+ hours



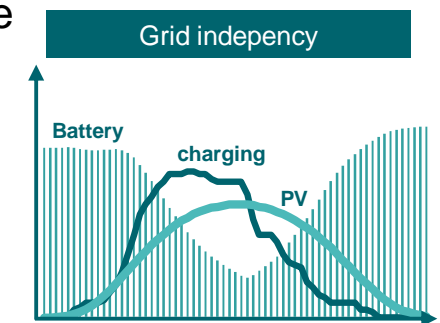
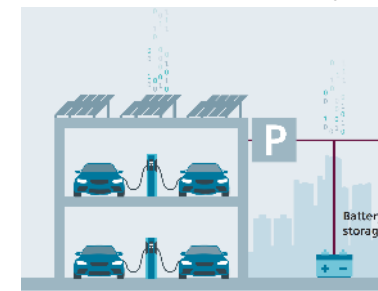
DC coupled energy storage for solar

1 MW – 100+ MW
1 – 4+ hours



PV & Storage to support e-mobility charging

e.g. 600kWp PV
2MWh battery storage



Medium voltage distribution with secured operation for staff, assets and building


A serious topic



Blackouts affect everybody's life



Critical in hospitals and commercial buildings



Many blackouts caused by insufficient insulation or false operation



Blackouts can endanger lives and loss of data

Lack of insulation

Switchgear in the past:

Open AIS switch disconnector
or
Open AIS fuse protection

protect or disconnect standard lines but are sensitive to environmental conditions



Improving safety & security of supply

Gas Insulated Switchgear Type 8DJH:

- hermetically sealed
- metal encapsulated
- no ageing of insulation
- uniform operating scheme
- interlock control

High operational reliability, maintenance free

Prevented maloperation

Worldwide applicable and certified



GEAFOL Dry-Type Distribution Transformers provide safe and flexible solution for grid access

Power supply in-feed required



Demand for direct building power in-feed and in-building installation



High safety and fire protection requirements and regulations



Demand for high power supply reliability and resilience



Specific requirements for industrial environment

Multiple challenges: safety, flexibility, efficiency

Shortage of space due to building size optimization

Incoming power lines are **close to people and working areas**, e.g. in production lines

Conventional transformers with oil cooling create unmanageable **risk of fire or explosion**

Strict **environmental and safety requirements** limit the create conflicting goals

Enhancement of fire / environmental safety & energy efficiency

Safe and eco-friendly insulation:

- Epoxy-resin insulation; no water or soil contamination by insulating fluids
- Hardly inflammable / explosion-resistant
- Compliant to the EU-Eco design directive ¹⁾ with minimum load losses

Flexibility of location operation:

- The direct vicinity of people
- Functional buildings
- Residential and work environments
- Suitable for high humidity climates

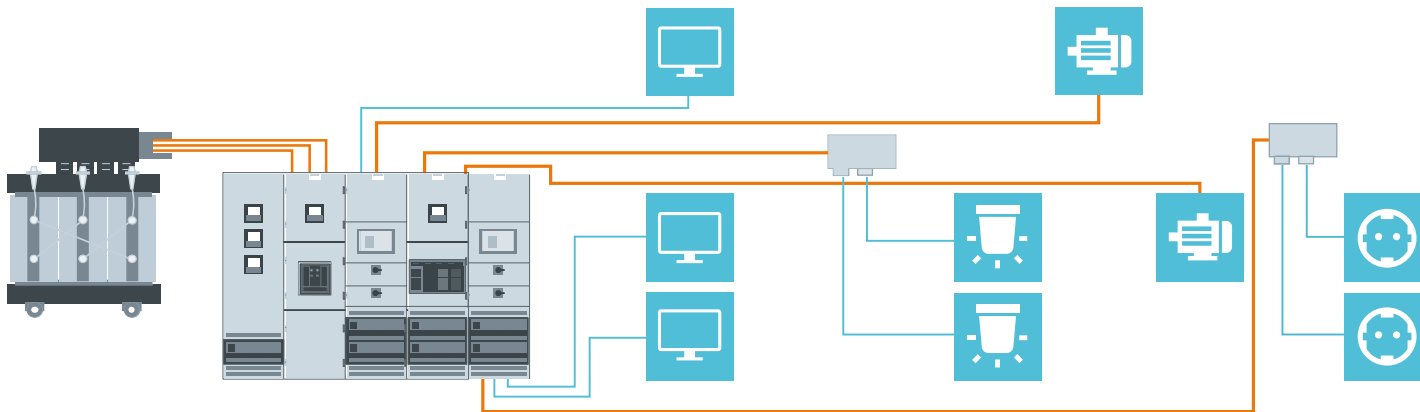
1) IEC 60076:
- E2 Environmental class (E3 on request)
- F1 Fire behavior class (highest class)
- C2 Climate category (C3, C4, C5 on request)



Smart Infrastructure

Outdated classic cabling approach creates various unnecessary challenges

Centralized power distribution with **classical cables**



Installation

- High installation effort
- Limitations due to bending radii
- Power losses in cables

Changing needs

- Complex to deploy changes
- Costly adaptations
- Long downtimes

Fire load

- High fire load due to PVC and halogen
- Electromagnetic issues can be delicate

SIVACON busbar trunking systems lower your project and operational cost while improving safety and Life Cycle cost



Power monitoring



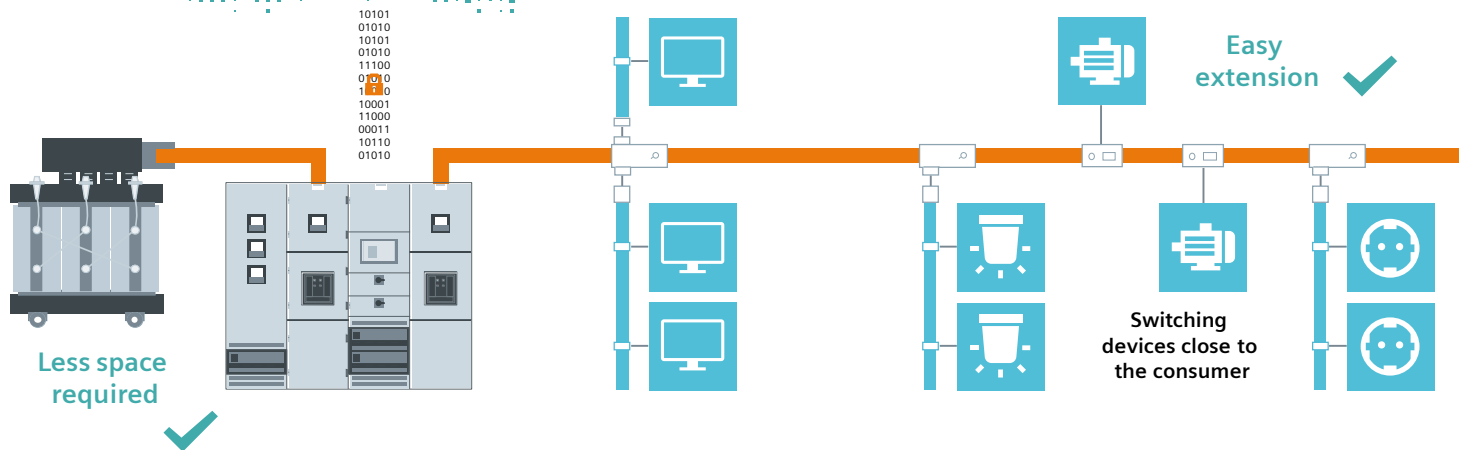
Condition monitoring



Preventive maintenance



Decentralized power distribution with **innovative busbars**



Life Cycle

- High quality documentation
- Predictive maintenance
- Improved energy efficiency

Flexibility

- Simplified planning, e.g. EMC¹
- Simple changes through tap-off units
- Space efficient and flexible by compact design

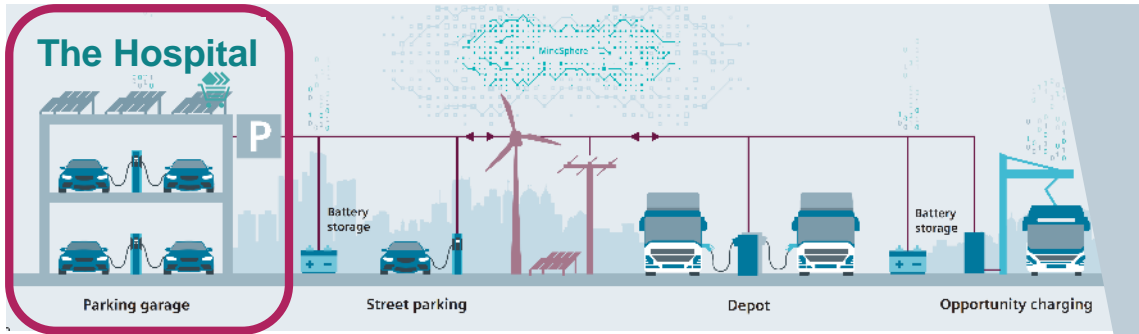
Safety

- Minimized fire load
- Easy trouble shooting
- Integrated short circuit rating

¹ Enhanced Electromagnetic Compatibility

Semi-public charging at hospitals

Offer to keep the vehicle charged attracts customers



Example Use Case:



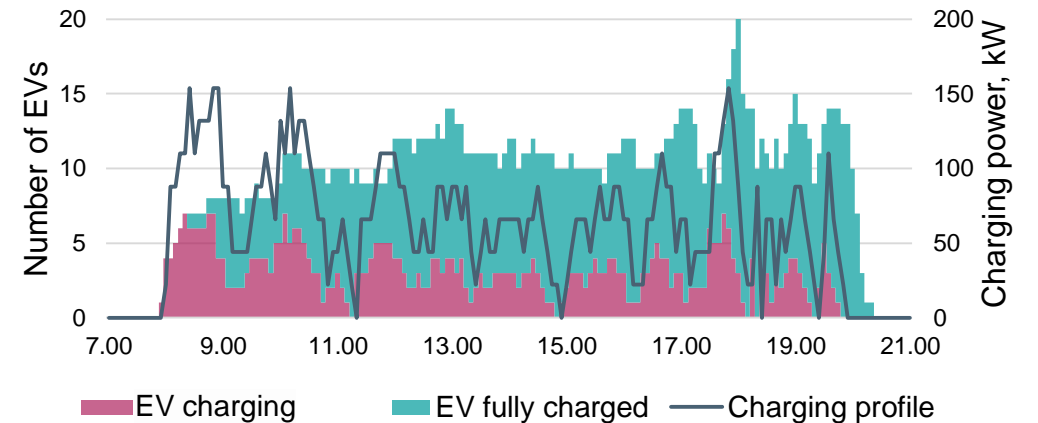
~150 EVs per day
20 Charging stations with 22 kW
Stochastic parking behavior

System optimization:

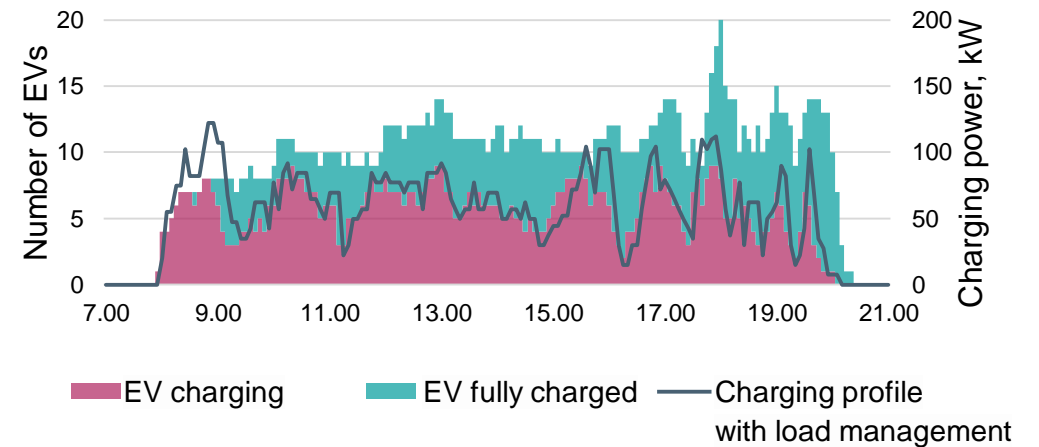


120 kW grid connection required by implementation of load management using charging set points

Charging pattern without load management



Charging pattern with load management



Well tested low voltage power distribution products and systems

Siemens solutions and products are the best guarantee for a high reliable energy distribution



Your advantage of our conscientious and thorough principles and philosophy



Thousands of certified tests for our distribution systems



Highest reliability with confirmed long-term tests of our products



Perfectly coordinated protective functions of the different devices



=> Maximum availability and security for staff, visitors and patients

Complete transparency of the low voltage energy

Measuring, detecting and analyzing for higher efficiency, secure power and higher reliability



Your advantages of digitalization of low voltage power distribution



Basis for energy management such as: ISO 50001



Early detection and prevention of downtimes



Reduction of error frequency and duration



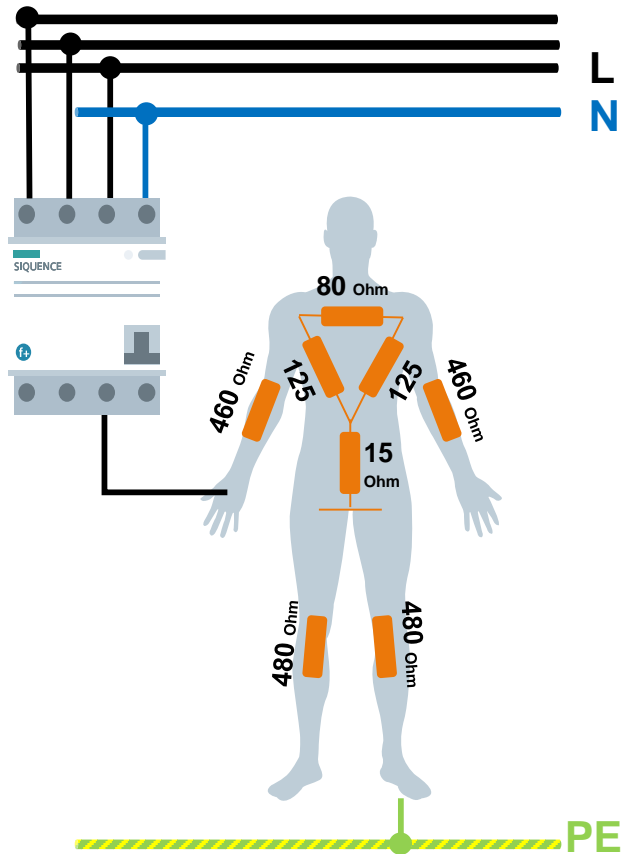
Local- or cloud based visualization / data aggregation



...and our IT experts ensure that you don't need any other for this

Risidual Current Devices with SIGRES function for less maintenance costs and higher reliability

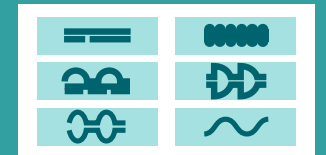
Protect staff and patients optimally and save maintenance costs with longer inspection periods



Your advantages to equip your building with SIGRES- RCDs:

-Reliable detection of:

- + AC fault currents
- + DC fault currents
- + Pulsating DC fault currents
- + Sinusoidal alternating fault currents up to 1.000Hz



- Save maintenance costs with longer inspection periods up to 48 month instead of normally 6 month



Low voltage distribution with patented fire protection for staff, patients, assets and building


A serious topic



2 million fires reported each year in Europe



20% in commercial building



30% are caused based on defects in electrical installations



500,000 fire injuries and 25,000 fatal incidents

Lack of protection

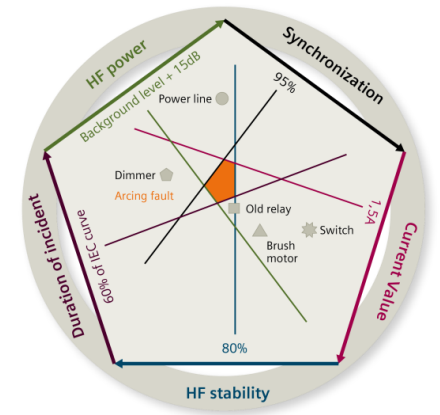
Circuit breakers like **Miniature Circuit Breakers (MCB)** and **Residual Current Protective Devices (RCD)** protect from line faults but cannot detect weak line insulation

Type of fault		Protection options
Parallel phase – neutral / phase – phase		MCB
Parallel phase-protective conductor		RCD / RCBO
Serial		AFD unit

Improving fire safety

Patented SIARC technology closes safety gap

Distinguishing between harmless faults and hazardous arcs



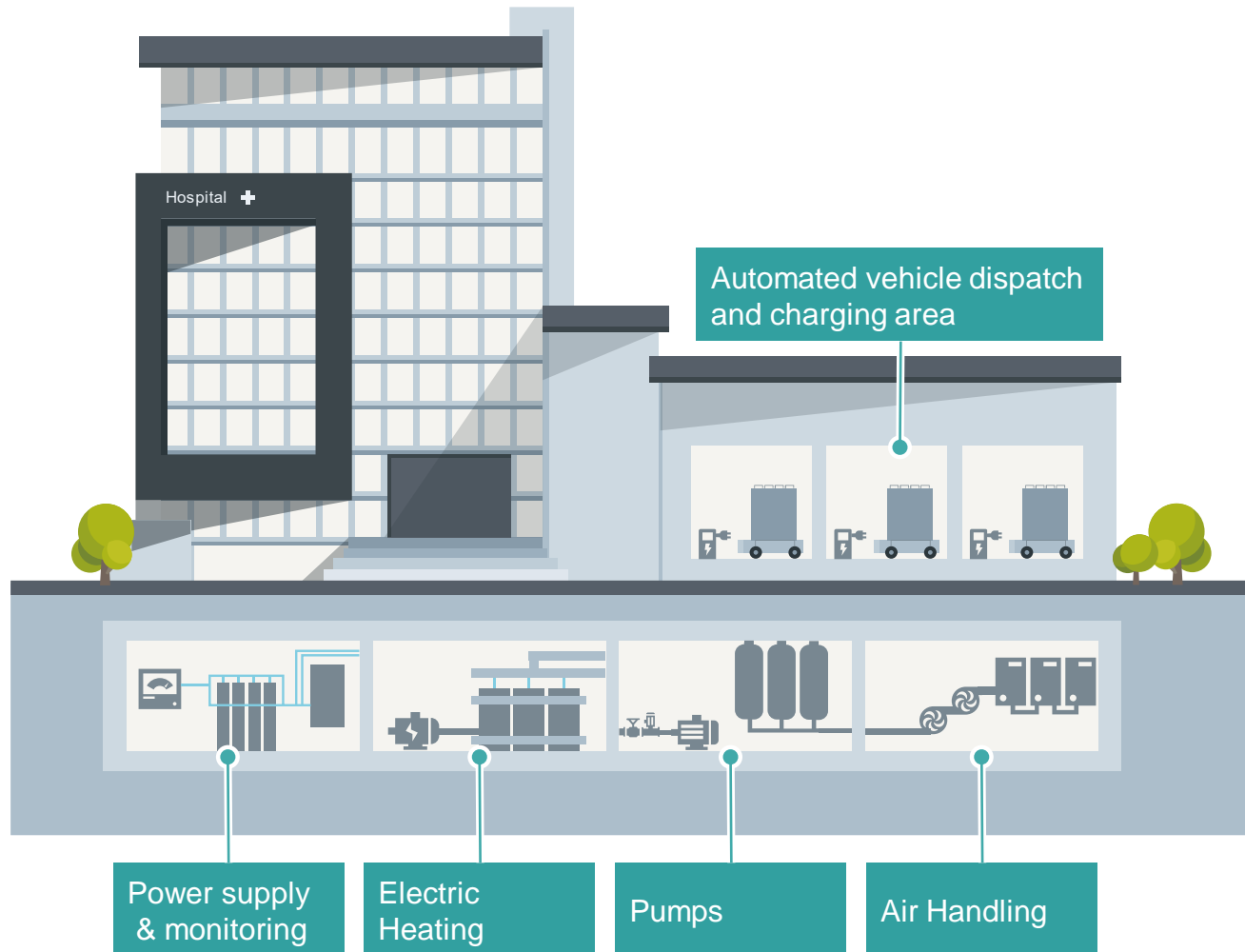
2 versions:

- 16A & 40A, combination with MCBs (1 & 2 MW)
- **RCBOs (2 MW) AFD units** with integrated **MCB in only one modular width**

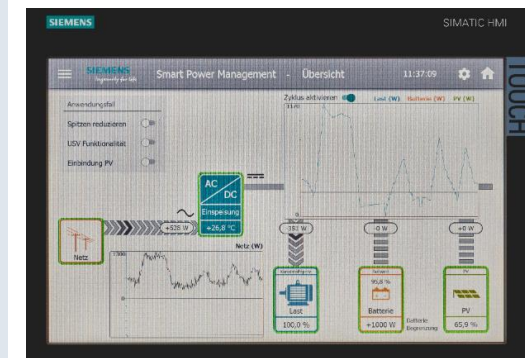


Improving maintenance and energy transparency for reducing cost in Hospitals

SIEMENS
Ingenuity for life



Logistics support for staff



Monitoring of energy consumption of loads, controlled peak shaving



Low voltage power distribution and control for machine operated / automated processes in Hospitals

Manual start / stop devices need high installation efforts



New installations and modification of set-up need **integration in wiring & process automation**



Un-intentional operation of emergency stops are **difficult to detect**



Time consuming root cause analysis for service personal



Re-start permission only after site inspection

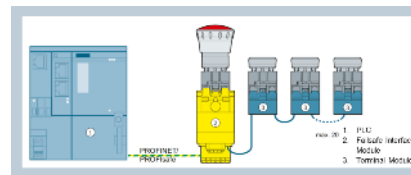
Reduced wiring outlay and simple hardware configuration

High **flexibility** for modifications

Reduced wiring outlay and thus **less sources of error** during installation and commissioning

Integrated Safety option
EMERGENCY STOP does not need to be wired separately

Extended diagnostics and parameterization options



SIRIUS ACT - Communication bus connected devices

Modular and plug-in design

Communication solution for **PROFINET** (control panel), **IO-Link** (enclosure solution/ID key-operated switch) and **AS-i** (enclosure solution/emergency stop connection for the control panel)

EMERGENCY STOP incorporated via **PROFIsafe/ASIsafe** communication



Monitoring products for availability and efficiency with SIRIUS monitoring products

Siemens monitoring products for efficient processes and system monitoring



Simocode motor management



SIRIUS monitoring relays

High efficiency as a result of conscientious and thorough principles and philosophy



Monitoring of line, current, voltage, power factor and residual current and insulation



Temperature monitoring for heating and cooling




Pump control including energy monitoring with SIMOCODE motor management for smart motor control cabinets



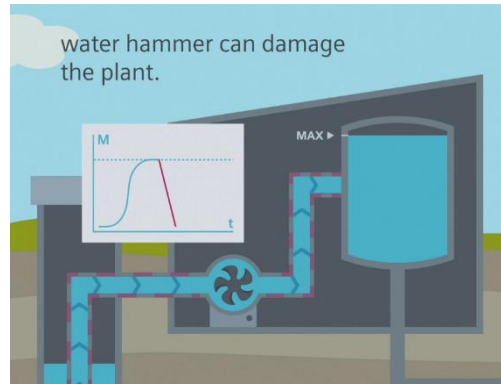
Maximum availability and reliability for staff, visitors and patients

Efficient power and motor management with SIRIUS control products

Control and protection for high efficiency, secure power and high reliability



Soft starters SIRIUS for pump control



Command devices



Control and protection devices SIRIUS



Solid state device

Your advantages of soft starters and control products:



Soft pump stopping to prevent against water hammer. Pump cleaning function reduces maintenance cost



Electrical and mechanical protection for pumps, fans and ventilation and energy cost savings thanks to avoiding inrush current peaks



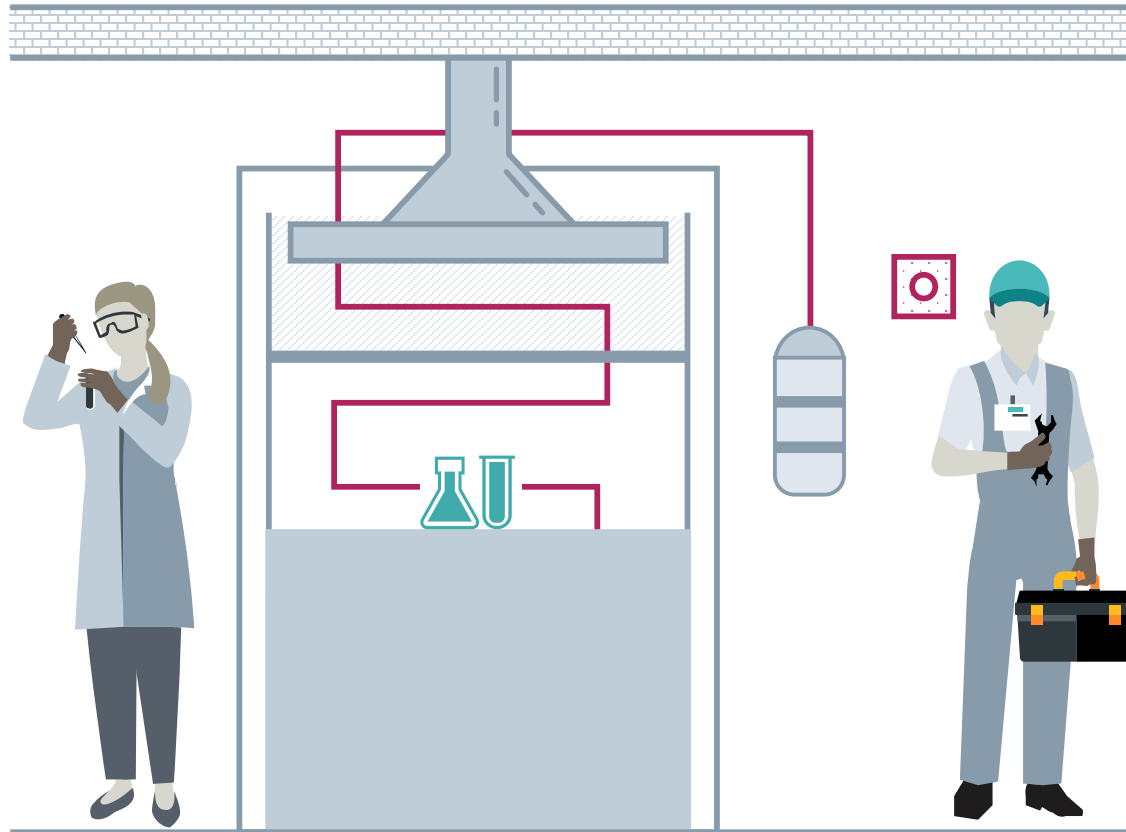
Long-life and comfortable silent switching with 3RF2 solid state devices for electric heating control, lighting, for single and three-phase switching



Maximum availability and reliability for staff, visitors and patients

Fail safe fire extinguishing solution for fume hoods with full system integration capability

Siemens Fire Extinguishing Solution – Safe and reliable protection for hospital laboratory staff



Your advantages in the lab

Fire safety & User protection

Maximum fire protection by fail safe extinguishing system with Object Extinguishing Technology (OET) (even in case of a power failure/blackout)

No disturbance of operations

No false alarms of fire extinguishing system possible – no disturbance of operations

Ease of use and low maintenance

Easy maintenance system allows you to focus on research and analysis tasks

Non-reactive extinguishing gas

Extinguishing gas complies to regulations and all common requirements

Isolation room solution – Avoiding contamination, maintaining flexibility and lowering expenses

High work safety in critical environments

- **Safe and secure** operations
- **Energy optimized** operation of the room
- **Resilient** environment to minimize downtime
- **Flexibility** for multipurpose rooms



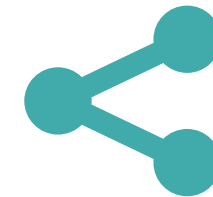
Centered around requirements

- **Coordinated** concepts include, ventilation, light, fire safety and access management
- **Specific** control strategy for isolation rooms
- **Robust** solutions and system design
- **Cross-discipline** solutions for optimal room operation and usage



End-to-end approach along Life Cycle

- CET solution **portfolio**
- **Design and engineering** support
- **Installation and Commissioning**
- **Service** 7*24*365 (on call, dial-in option)
- Preventive **maintenance**



Desigo solution for room pressurization and fume hood control



Desigo CC, the integrated building management platform

- User-friendly operation and monitoring of entire system from primary level to room level
- Comprehensive reports to analyze consumption for efficient management
- Enhanced comfort and safety thanks to centralized operation of lights, blinds, HVAC, power, fire and security



Room condition monitor

- monitors pressure, temperature, humidity, air charge rate, etc. within the rooms.
- High resolution capacitive color display for full touch user response with medical gloves.



Room Automation

Primary Automation



- Energy efficiency, enhanced room comfort and increased productivity of users
- Green Leaf indication for energy-saving operation



- Reliable control of all building automation tasks for AHU, boilers, chillers, etc.

BACnet/IP

etc.

KNX PL-Link



Room pressurization control

KNX PL-Link



Fume hood control

Customer benefits with Desigo pressurized room and fume hood control

SIEMENS
Ingenuity for life

Increase safety, productivity and comfort

Ensure the right temperature, humidity and room pressure in cleanrooms and laboratories

Ease of operation and monitoring of entire system with Desigo CC – the building management platform

Optimize energy consumption and lower (energy) costs with optimized VAV

Protect people, assets and the environment with high-speed controllers

High level of flexibility thanks to innovative room segment application concept, securing investment for layout changes at a later stage!

Ensure efficiency with one system to use and maintain

Lower lifecycle and energy costs through improved efficiency

Minimized risks and maximum reliability as a result of proven solutions and many years of expertise from Siemens



Interoperability – one single solution from field devices to room automation and building management platform – reduced engineering & commissioning effort without interface problems

Automated Guided Vehicles (AGV) solution SIATRANS with SiriusAct improves hospital staff efficiency significantly

SIEMENS
Ingenuity for life

Modular construction of your AGV

- Mechanical construction of length and width according to customer requirements
- Implementation as a sub-vehicle or as a towing vehicle
- Depending on the application, the size of the battery is adjusted for you
- Additional protection through individual sensors on the vehicle in addition to the personal safety scanner

High flexibility through adjustments to the AGV for their applications in the Hospitals field

Technology according to open industry standards

- Each vehicle includes the same Siemens Simatic control
- Long-proven in-vehicle technology for industry-standard navigation and guidance
- Support and service by Siemens with a worldwide community
- Spare parts availability in a few days and > 15 years

Industry standard technology for long-term investments > 15 years

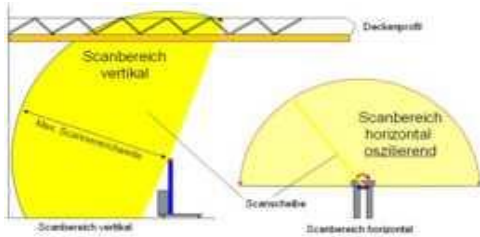
Siemens as innovation driver

- Siemens as the innovation driver in Europe
- Strong partner for all your requirements
- Integration in existing infrastructures of construction and technology, as well as in software
- Further development of the systems and simple retrofitting or extensions

Siemens as your strong partner for your logistics solution

AGV navigation - on existing infrastructure

no placemarks like laser reflectors or induction loops necessary



- Creation of a map for self-sufficient localization
- Self-sufficient isolation with environment map
- Definition of virtual routes in the area map

Vehicle data:

$V_{max} = 1.5 \text{ m / s}$

Slope / slope to +/- 7%

Accuracy at

Target position: +/- 1cm; +/- 0.2 °

Ride: +/- 5cm; +/- 1 °

IP54 compliant

Ready for IP67 – washable

Dimension height x width x length:
270x600x1850mm

stroke: 70mm

With LED-Light



max load of 500kg
Vehicle in stainless steel

Technology:

Drives: differential

Personal safety with laser scanner in front and back

Drives in both direction

Two separate modular areas for automation and battery

Rotatable on the spot

Low energy standards for long distance: 6h – 20km

Remote access for each AGV

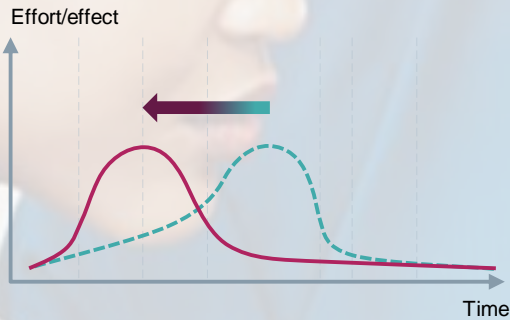
“Why Siemens?” Unique Offerings - Portfolio Highlights

Integrated tender approach – Bring smart technologies in one package



Instead of traditional contracting, do this

1 | Early involvement



Ask Siemens in the conceptual design phase to be your Smart Hospital partner to help you identifying the most important use-cases

2 | Identify use-cases



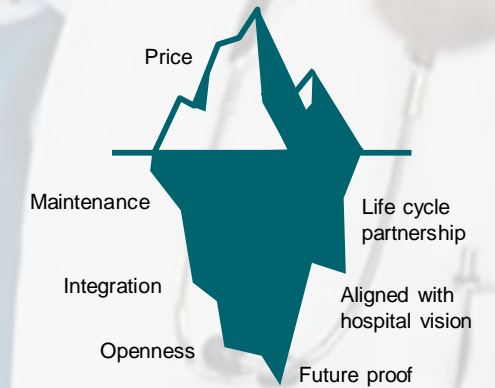
Prioritize use-cases based on the business cases

3 | Procure one low voltage Smart Hospital package



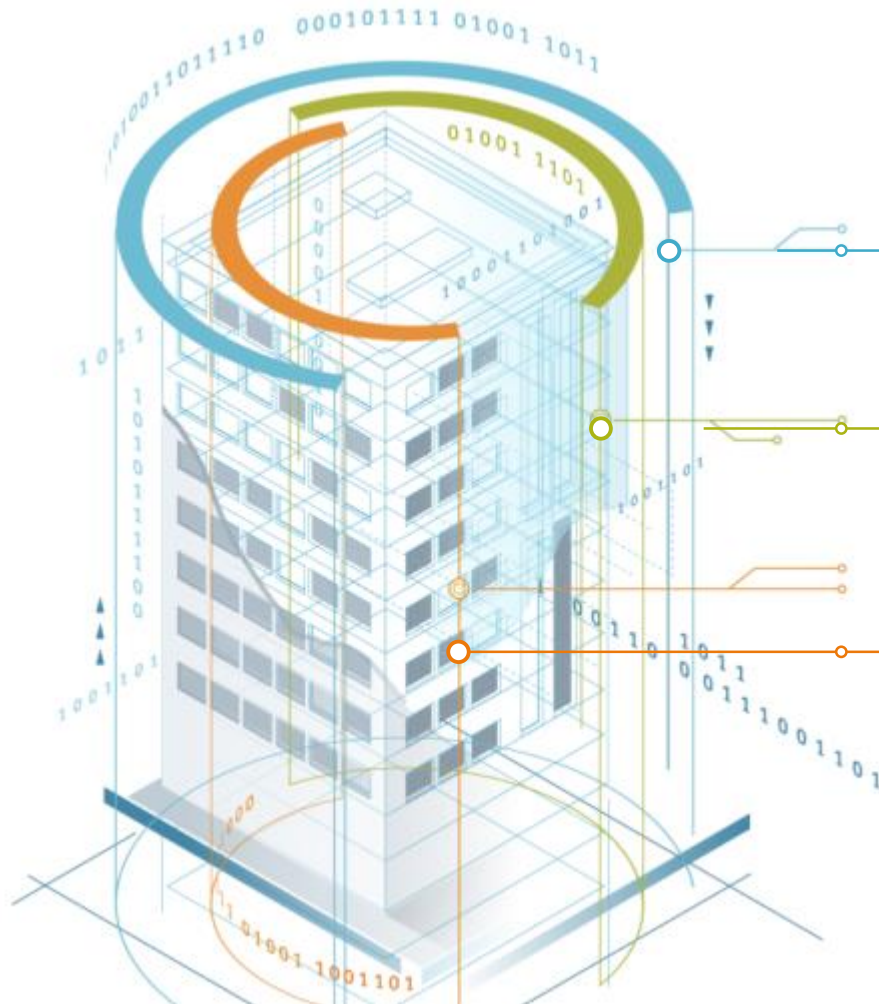
Procure/tender one low voltage package containing all smart hospital technologies (BMS, RTLS, power metering, networking, CCTV, etc.)

4 | Evaluate true TCO



Evaluate true cost of ownership over the entire life cycle

Siemens enhances building performance through the power of data with a combination of people, technology and services



People

Highly experienced in data analytics and delivering increased value to your hospital

Technology

Open, scalable and vendor-agnostic solutions, increasing the productivity and efficiency in the hospital

Services

Global expertise in the hospital space combined with increased connectivity delivers impactful advisory and remote services

Take advantage of global expertise and local presence

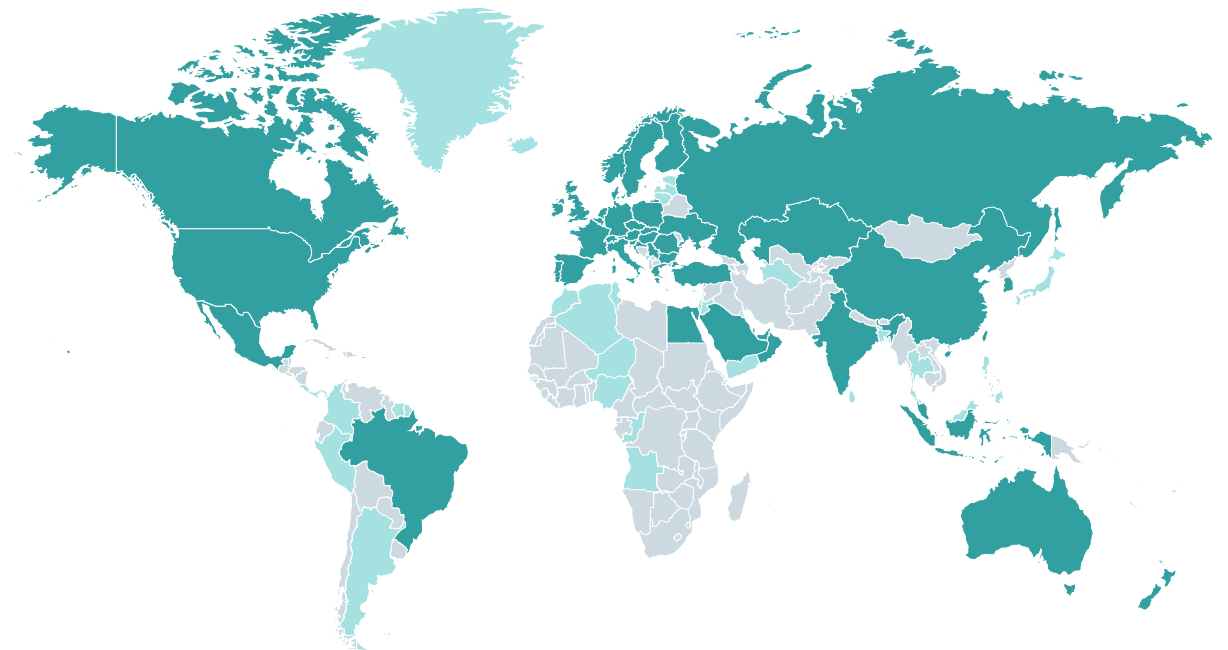


More value by expertise

Our global network of over 200 engineers within the **Digital Service Centers** monitor and diagnose issues and create data-driven insight.

Wherever you need us

Close to **10,000 service technicians** across our branches are dedicated to taking action and ensuring the optimization of your systems.



Comprehensive
Siemens network

Dynamic power grid management automation platforms are the back-bone of real-time grid control

Digitalization business models

Vertical Software
(on-premise and SaaS)

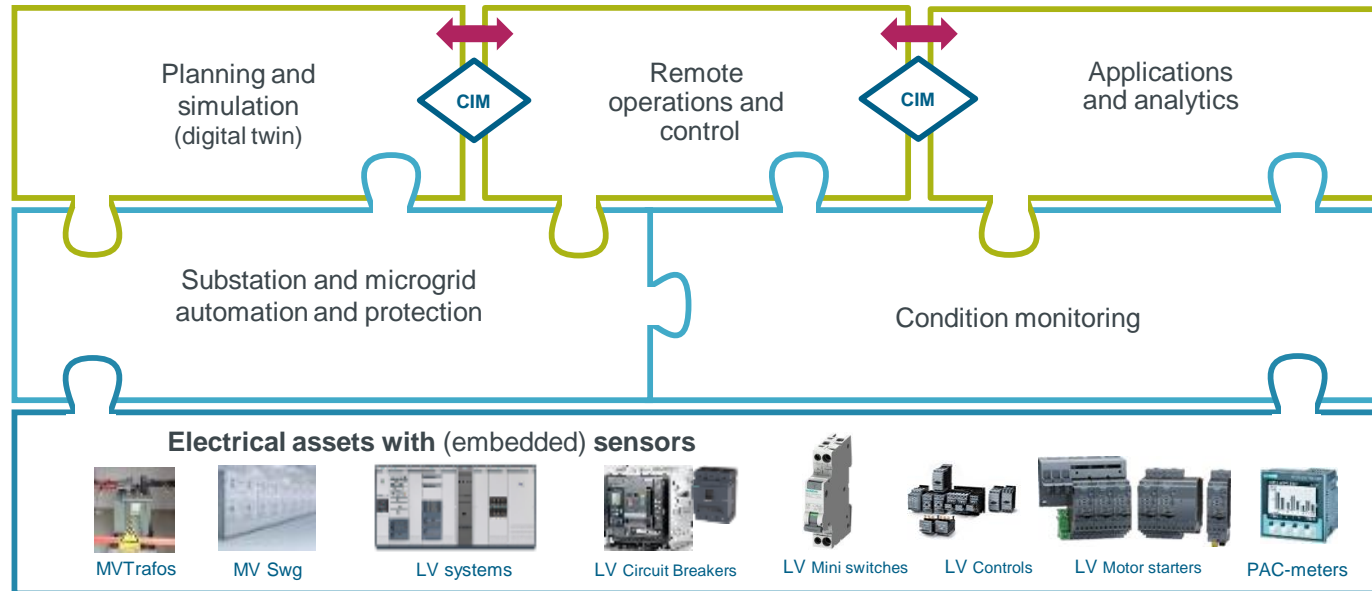


Digital Services
(enabled by Software)

Digitalization

Automation

Electrification



Substation Transmission Distribution substations and lines Microgrids Campus infrastructure power supply Building Power Supply

Energy Management Applications

- **2 business models** on a common SW platform
- **EnergyCloud with embedded PaaS** currently reuse in MindSphere validated
- **Cybersecure** communication with **near-realtime remote control**
- **Application specific bundles** of protection and control asset guard+ electrical assets
- **Controllable/Smart Electrical assets** with embedded sensors

People
Technology
Services

Lifecycle services across your building's disciplines



Responsive and scheduled



Digitally enhanced maintenance

Real-time event response



Condition-based maintenance

Ongoing commissioning



Energy and sustainability consulting



Advisory services



Safety



Security



HVAC



Lighting



Power



3rd
Integration

People
Technology
Services

Digital solutions for power management in Hospitals – Clear architecture with standardized and open platforms



Enterprise IT: GIS, asset management, workforce management, forecasting, web portals, CIS/CRM, billing, ...



Smart communication

Substation
Automation and protection

Field area networks
Sensors, meters, controls, concentrators

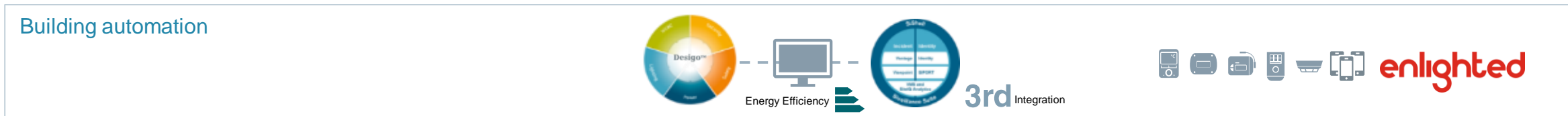

Primary equipment

Grid cyber security

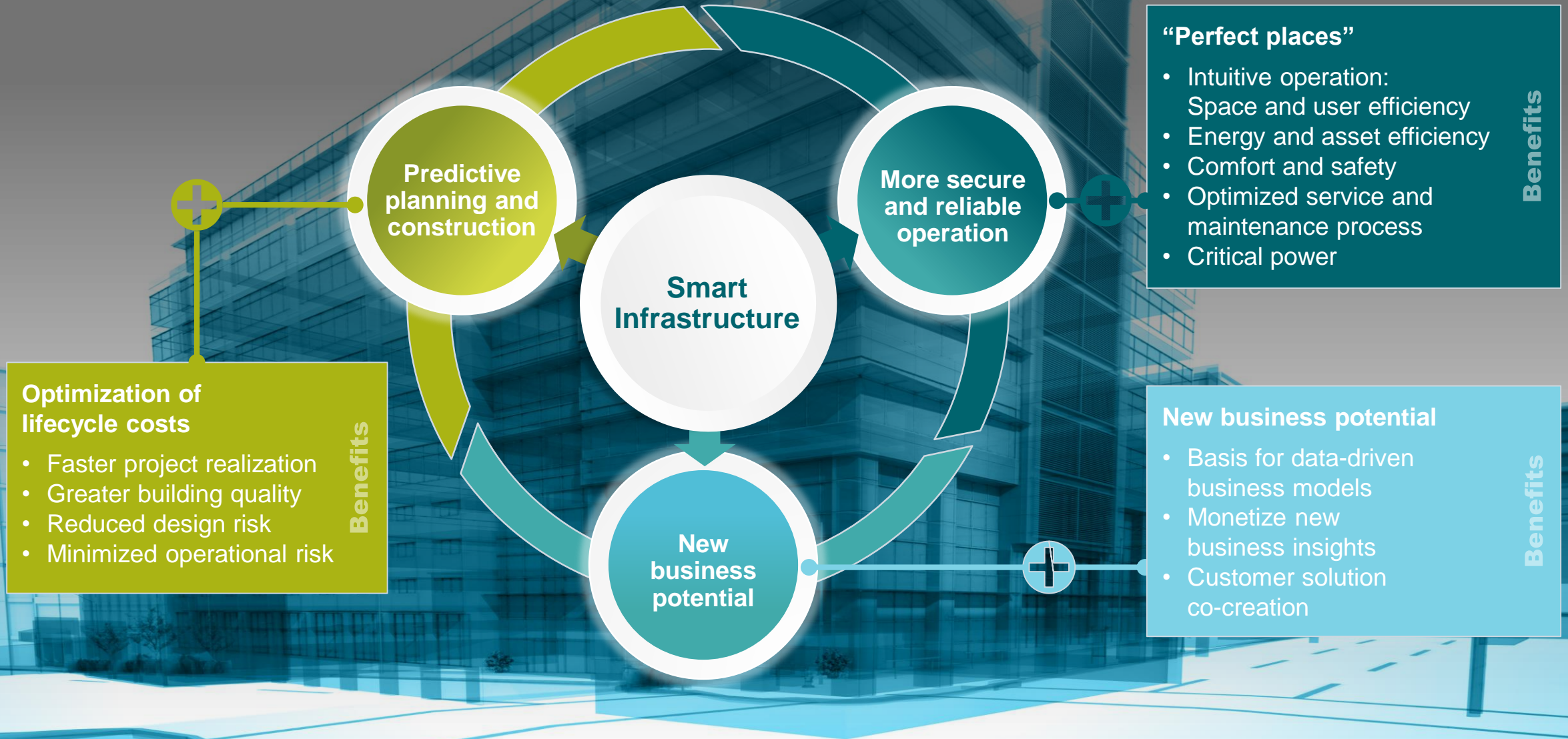
Managed/cloud services

IT/OT integration, consulting

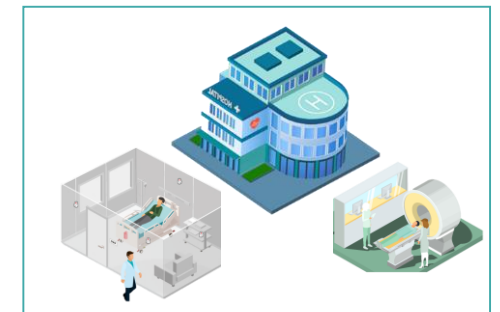
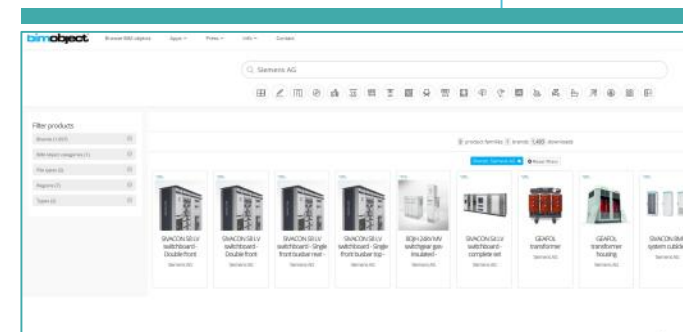
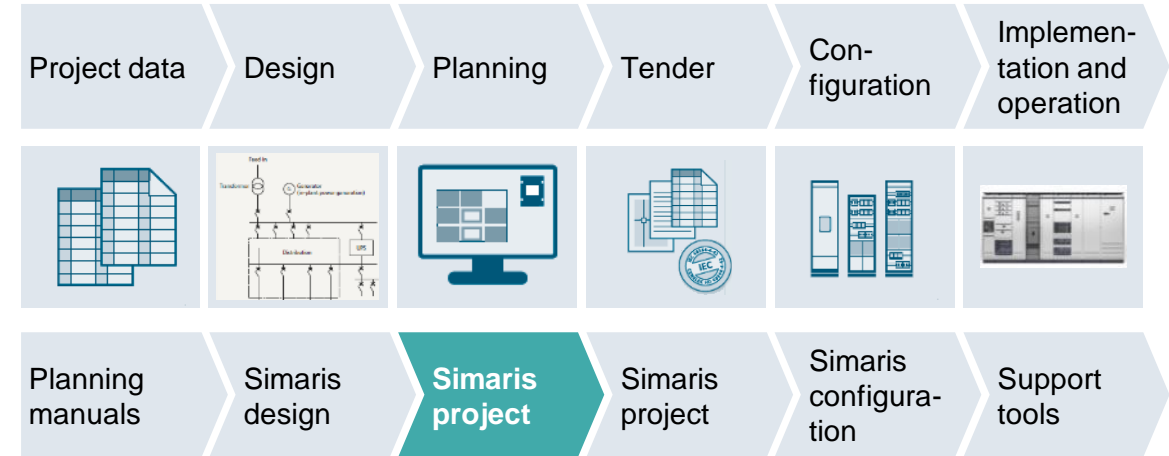
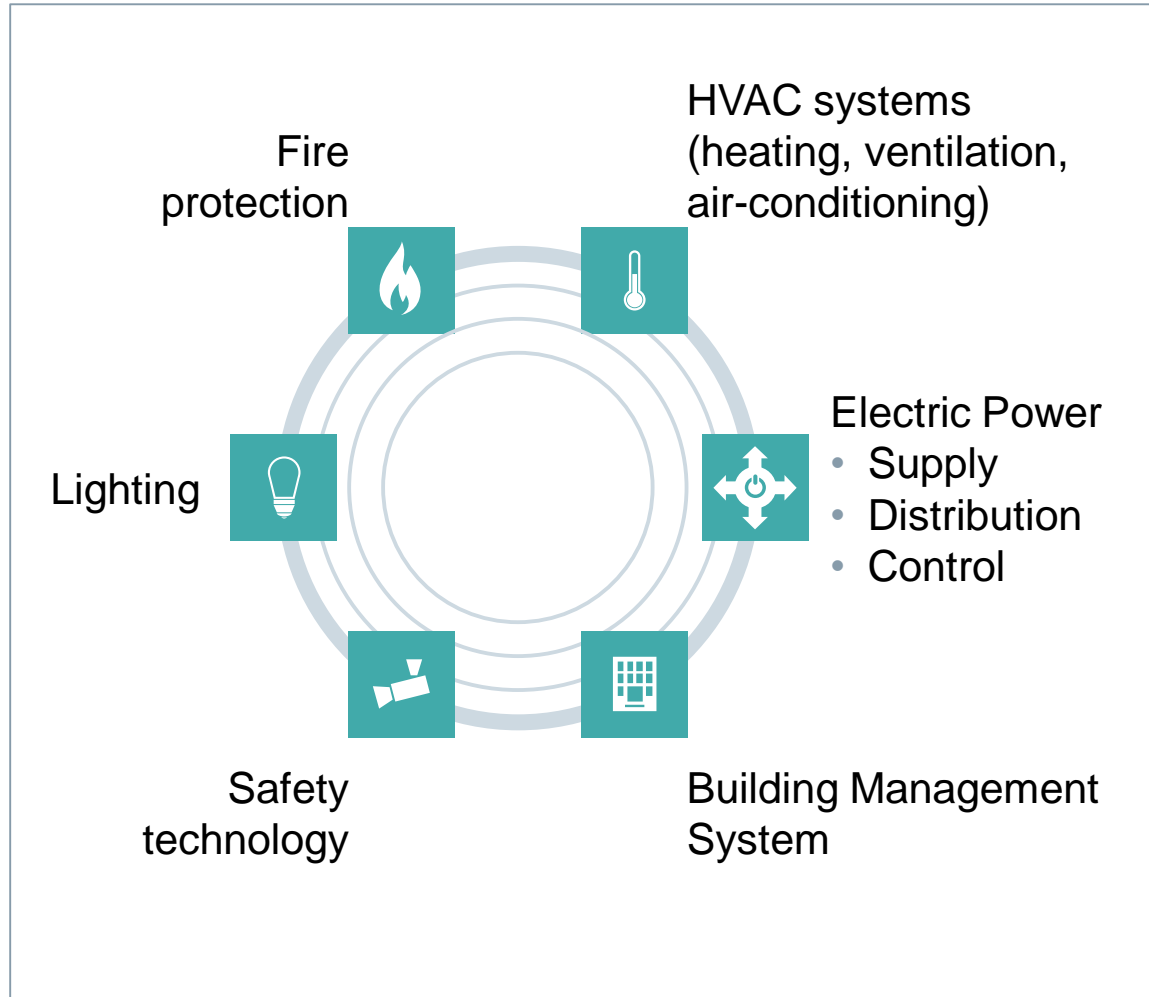
Digital architecture framework for building management based on a strong connectivity and control system foundation



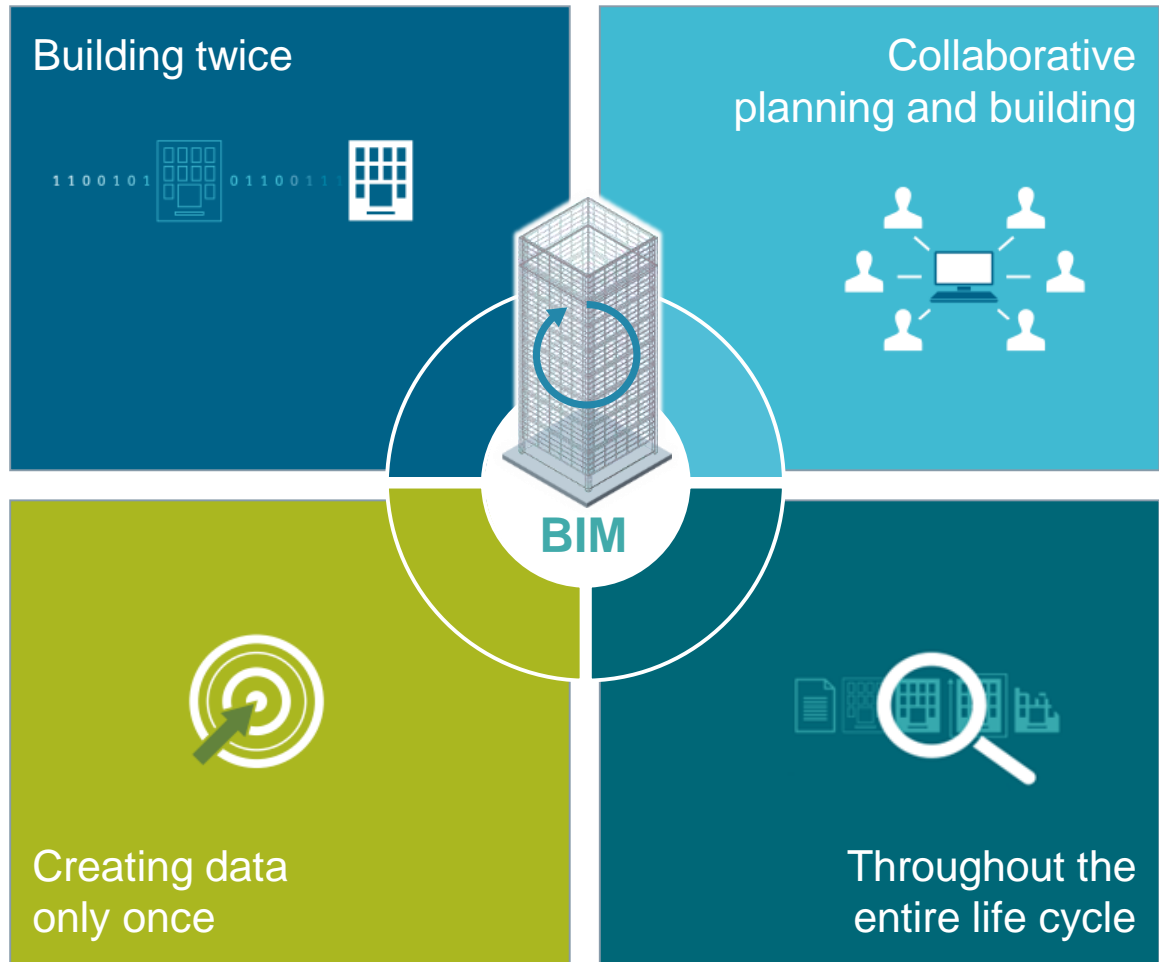
Digital Twin to develop new data-driven services & enhance existing processes









Integrated support along the building life cycle for greenfield Hospitals with the “Digital Twin”



Buildings as digital twins – Increased added value with Building Information Modeling (BIM)




 <p>Earlier conflict and fault detection</p>	 <p>Faster project delivery</p>	<p>Up to 40% fewer change requests</p>
 <p>Fewer accidents at construction sites</p>	 <p>Foundation for life-cycle cost optimization</p>	<p>Up to 10% cost savings thanks to collision mgmt.</p>
 <p>Higher building quality</p>	 <p>More reliable budget planning</p>	<p>Up to 9% lower operating costs</p>
		<p>Up to 7% shorter project schedule</p>

Source: CIFE, Center for Integrated Facility Engineering, Stanford University

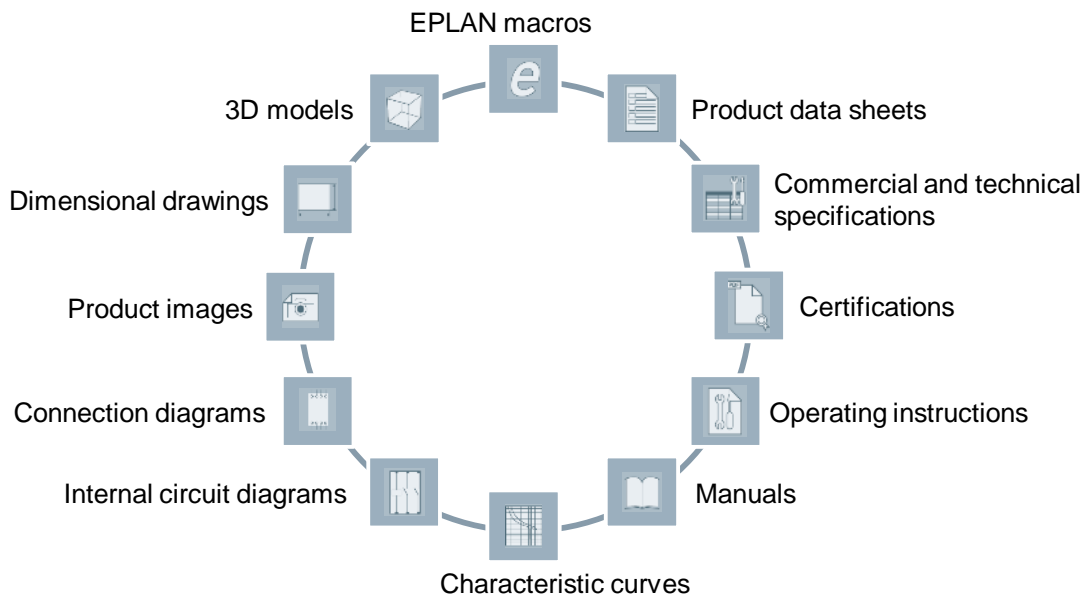
Intelligent data management in every project phase – Engineering data & techn. documentation: “Electrical Twin”

SIEMENS
Ingenuity for life



> **80%** Cost savings
through efficient engineering

> **95%** Time savings
compared to manual
data procurement



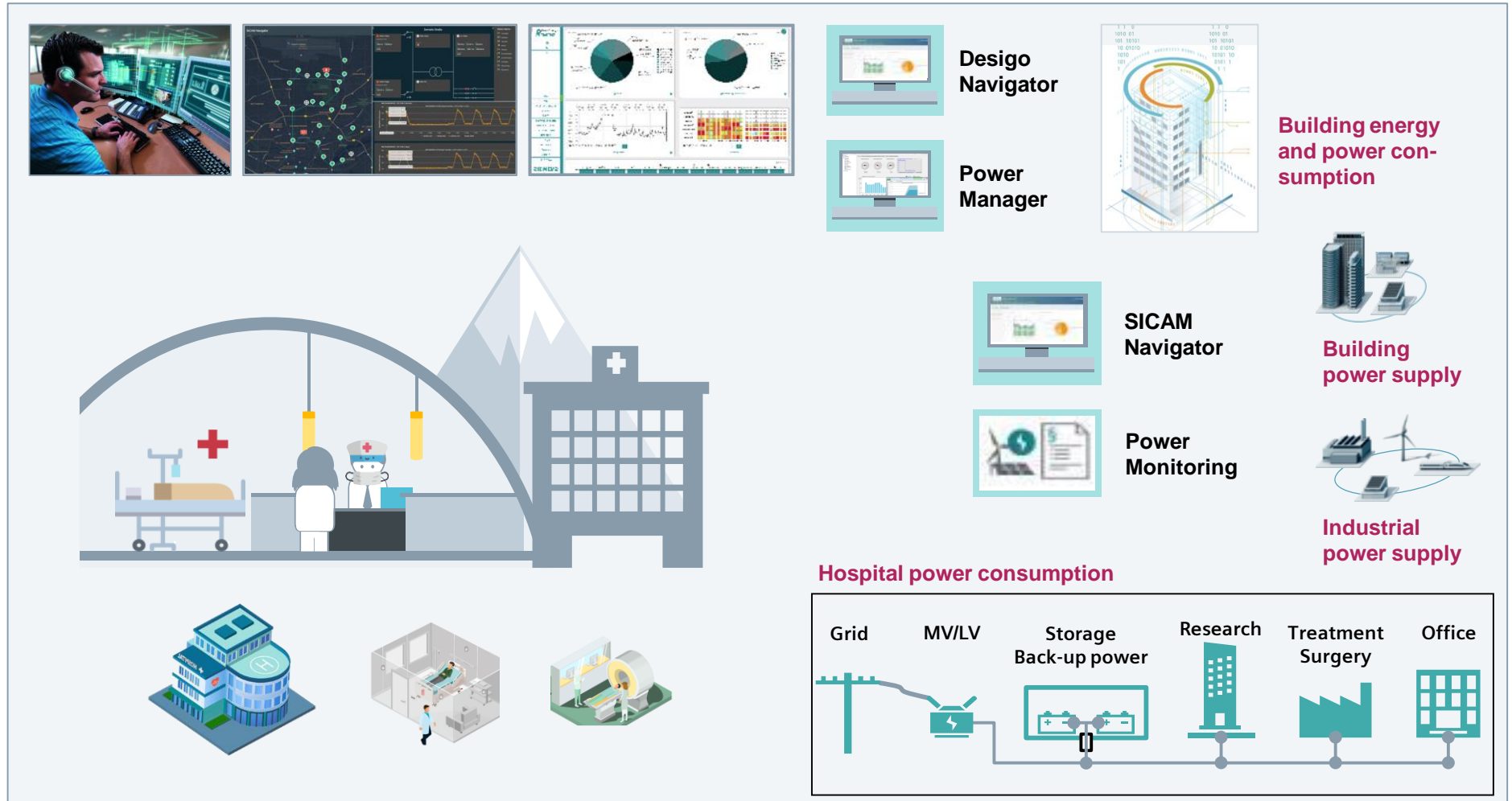
24/7 service – Online, free of charge, round-the-clock

Flexible access to product data – Ultra-fast compilation, downloading and integration into configuration software

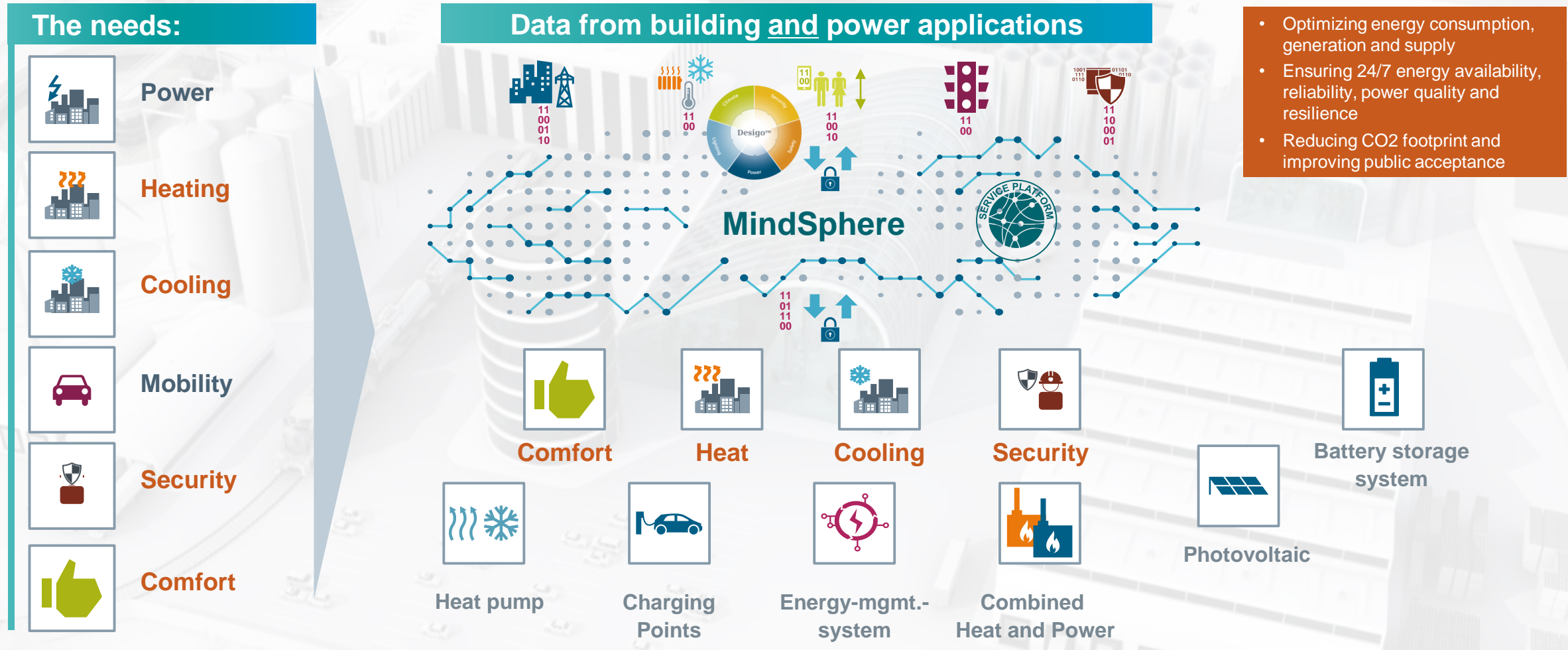
Error-free configuration and documentation –
Thanks to high-value data and automated processes

Handling the complexity for enhanced energy efficiency – Energy supply and consumption analytics

- Quick overview about the status of grid assets
- Risk detection and condition monitoring
- Ensure fast fault location and reduce outage duration
- Monitor grid and asset utilization
- Identify peak times, unbalances, unusual grid behavior
- High-frequency sampling of the energy consumers across the entire production facilities



Smart Infrastructure data APPs for Hospitals – Safe | Comfortable | Energy intelligent | Resilient | Sustainable



TIP¹ engineering enables effective power distribution planning & optimization of energy consumption

24/7 power supply & complex project mgmt.



- Complex to **comply** with international and local standards, including documentation
- Large number of **requirements** (application in infrastructure, buildings & industry)
- **Integrated power supply solutions** and comprehensive solutions for a wide range of applications are in demand
- **24/7 power availability** is mission critical
- Increasing demand for **tools** to **simplify & speed-up work** of electrical planners

Support in different planning stages with ...



Professional **consulting services** from experienced technical specialists



Software & online tools: SIMARIS planning tools, BIM object files and online tender specifications



Technical documents: planning / application manuals, technical series and planning checklists



Trainings: TIP Academy, customer events, in-house workshops

Holistic approach from user requirements to installation

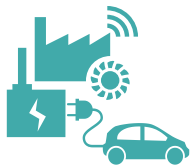
- Support for **power supply concepts, network calculations** for medium- and low-voltage networks, design and coordination of network protection at the medium- and low-voltage level and in **cost estimates**.
- The **SIMARIS planning tools** provide efficient support in **dimensioning** an electric power distribution system as well as **determining equipment** and **distributing systems** for it.
- **Examples** for power distribution concepts & aids to estimate power demand. **Checklists** support the creation of the spatial and functional program.

Reducing energy cost and achieving sustainability targets with Distributed Energy Systems for Hospitals

Increasing energy cost, stretch sustainability targets



Growing electricity cost for building/facility operation



New peak loads, e.g.,

- New diagnostic devices
- Extended heating/cooling
- eVehicle charging



CO₂ - footprint target not achievable with current energy consumption mix



Electricity from RES¹ is the preferred energy carrier



Security of power supply and resilience is essential

Business case for self generation

CAPEX/OPEX economic value and power grid feasibility

Variable power in-feed from renewables

Manage balance of generation and load

Autonomous backup alternative to keep power availability

New loads need flexible supply and compliance to network codes



Implementing a Distributed Energy System

Grid acceptance and economic value feasibility study


Leveraging on excellent knowledge relation with grid operators and utilities

Distributed generation, participation in the energy market

Electrical equipment and power electronics

Energy automation and management, software

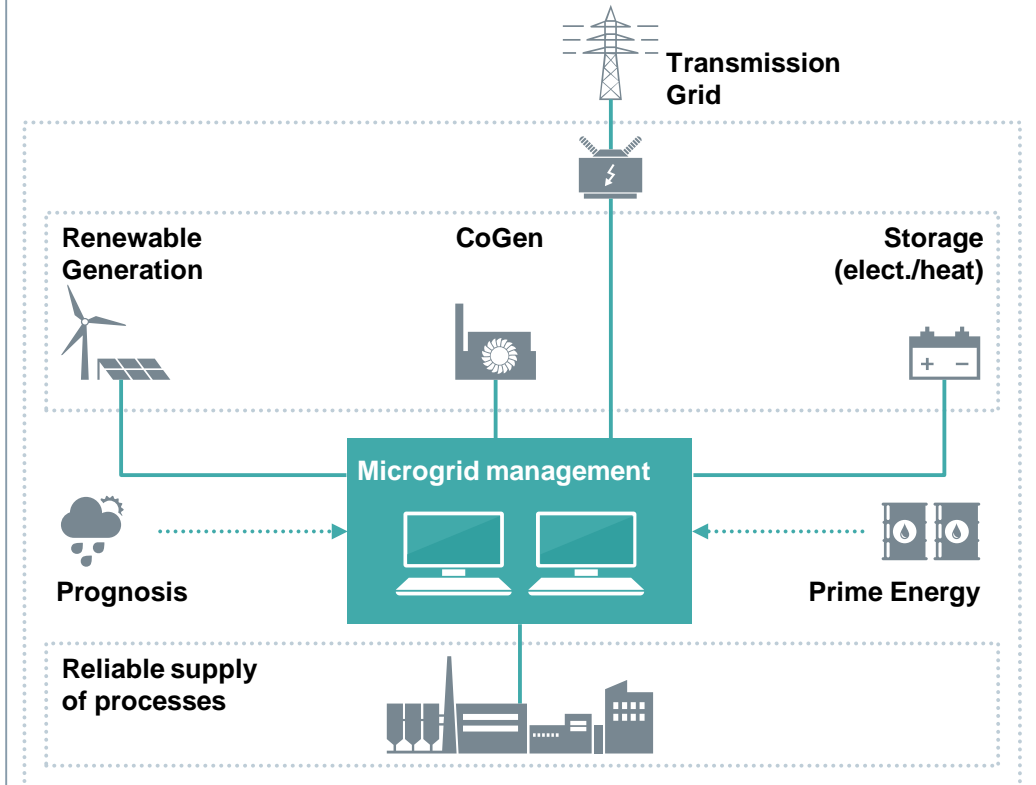
Storage solutions



Improving CO₂ footprint and security of supply – Distributed Energy Systems and MICROGRID approach for Hospitals

DES: Industrial sites integrating production, logistics and multi-purpose building with renewable generation and storage

Enhancing energy efficiency, power quality and resilience further through a Microgrid solution



Productivity gains achievable with MindSphere cloud and Energy Efficiency Analytics EEA

Typical assets to monitor



- Compressors
- Transformers
- Furnaces
- Pumps
- Drives and motors
- Lasers
- Centrifuges
- Dryers
- Bottling lines, blowers
- Packaging equipment
- Air and gas flow
- Lighting
- Cooling and heating systems
- ...

+ Integration of process data from SCADA, MES, DCS (optional)

Selected analysis area



- Definition and monitoring of energy-based KPIs per factory throughput (e.g., mJ/litre)
- Performance benchmarking between assets, lines and factories
- Overall active and reactive a power consumption of transformers
- Correlation of transformer loads and asset performance (e.g., centrifuges)
- Asset usage, utilization and pattern analysis and optimization incl. failure detection
- Identification of impending maintenance needs

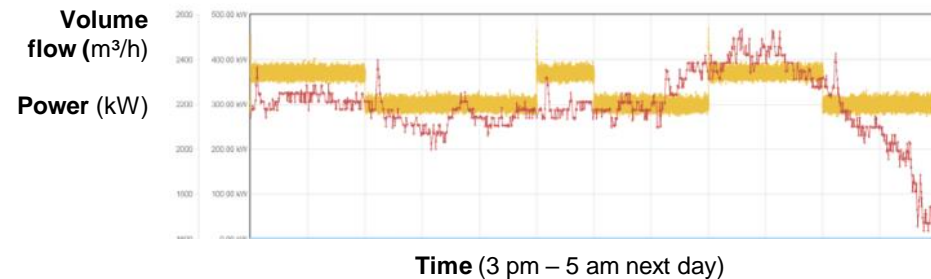


Benefits

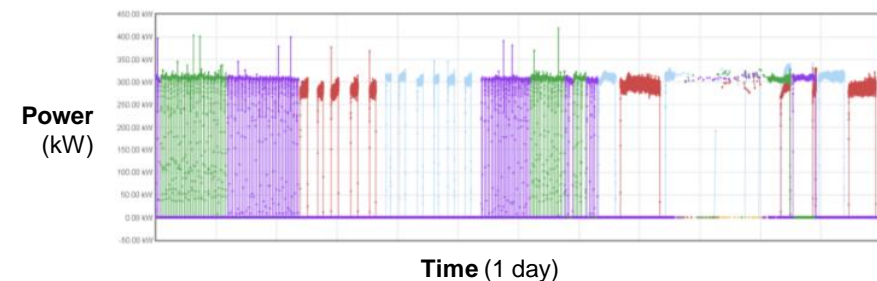


- 6 – 12% reduction in energy costs
- Full transparency on process level from an energy perspective
- Typical payback period of less than 2 years

Pump load vs. volume flow



Anomaly detection of compressors



Siemens eMobility Charging

End to end charging solutions for all customer applications



Consulting

Service & Training

Charging hardware

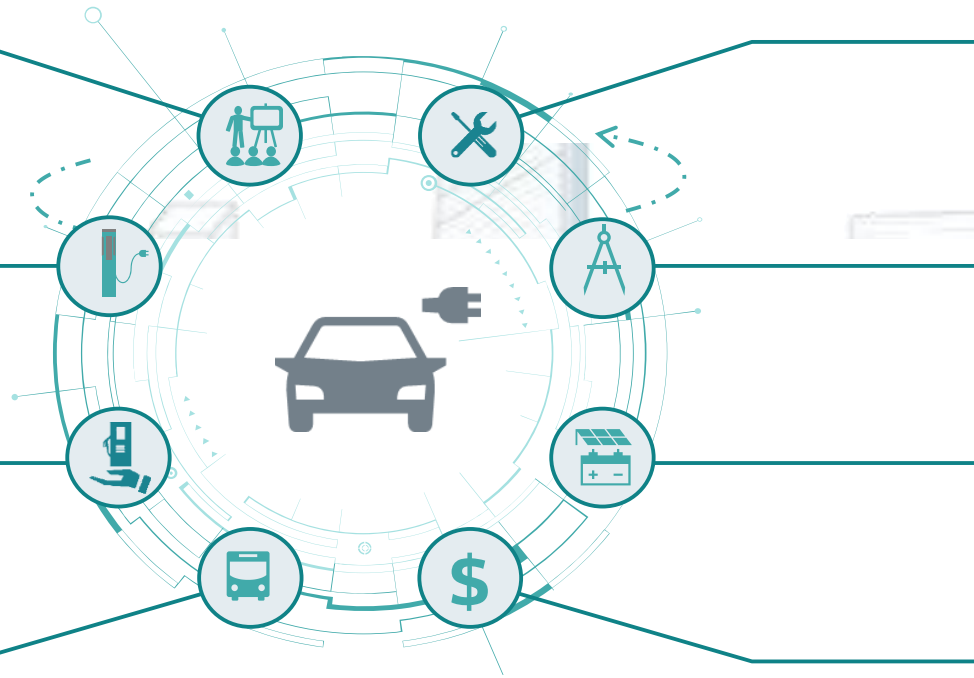
Solution engineering

Charge Point Management
Fleet Charging Management

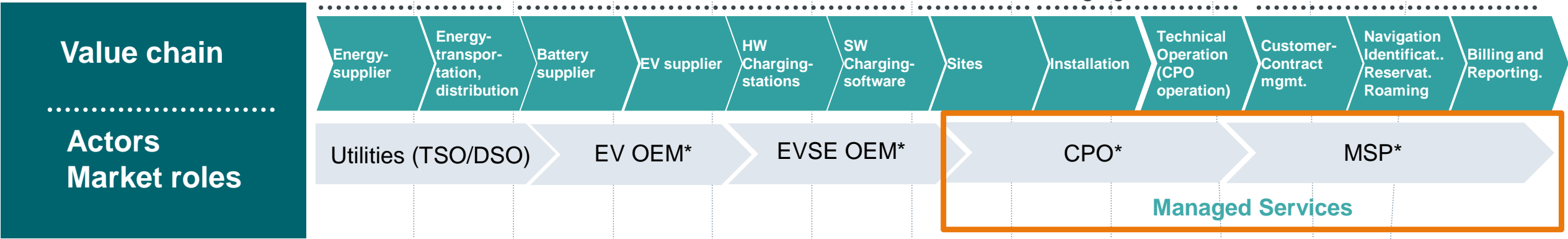
Grid integration
PV & storage

Depot Management

Energy
Management



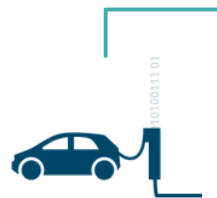
Charge Point Operation (CPO) and Mobility Service Provider (MSP)



- EVSE OEM = Electric Vehicle Supply original equipment manufacture
- CPO = Charge Point Operator
- MSP = E-Mobility Provider / Mobility Service Provider
- EV OEM = Electric vehicle original equipment manufacture

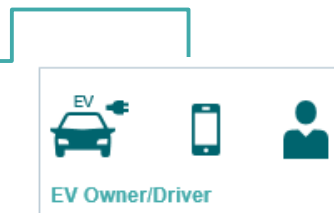
Charge Point Operator ... taking care of units

- Technical operator of charging units
- Remote Monitoring & Maintenance
- Access right management
- Load Management
- Operator of Backend

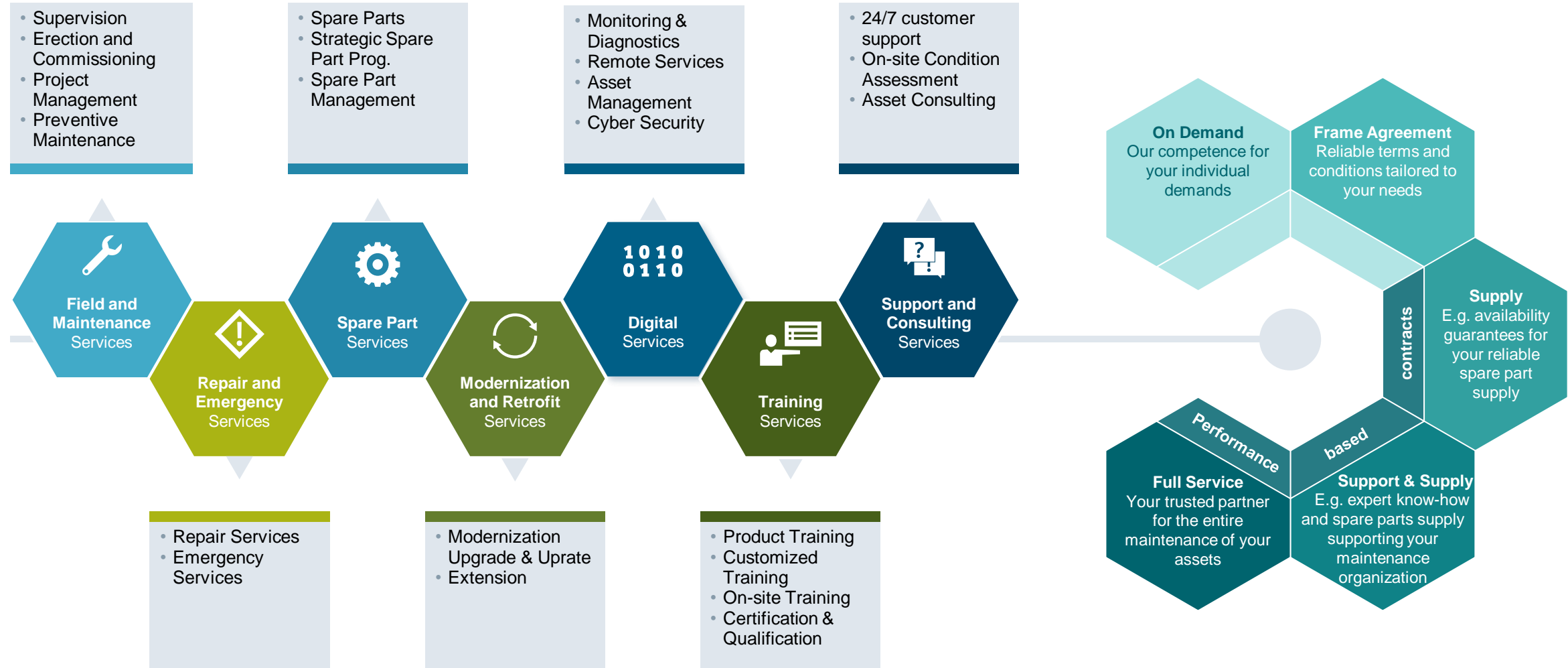


Mobility Service Provider ... taking care of vehicles and drivers

- Corporate Fleet Charging Management
- Offers charging services for eV drivers (B2B) in enterprise fleets
- Supports charging at work, public & home
- Mobile App & RFID card



eMobility Regular Services = Lifecycle Partnership



SIEMENS
Ingenuity for life



Future solutions

Disinfection

Hospital Associated Infections (HAIs)

- An average of **7.1% of patients** in European hospitals get an HAI.
- In low- and middle-income countries the HAI infection rate is between 5.7% and 19.1%.
- **4 131 000 patients** are affected by health care-associated infection of which 37000 patient die in Europe every year.
- Infections cost on average 15.000 Euro. Total cost for healthcare facilities in Europe approximately **€7 billion per year**

Source: World Health Organization



UV disinfection



CDC Research from 2015

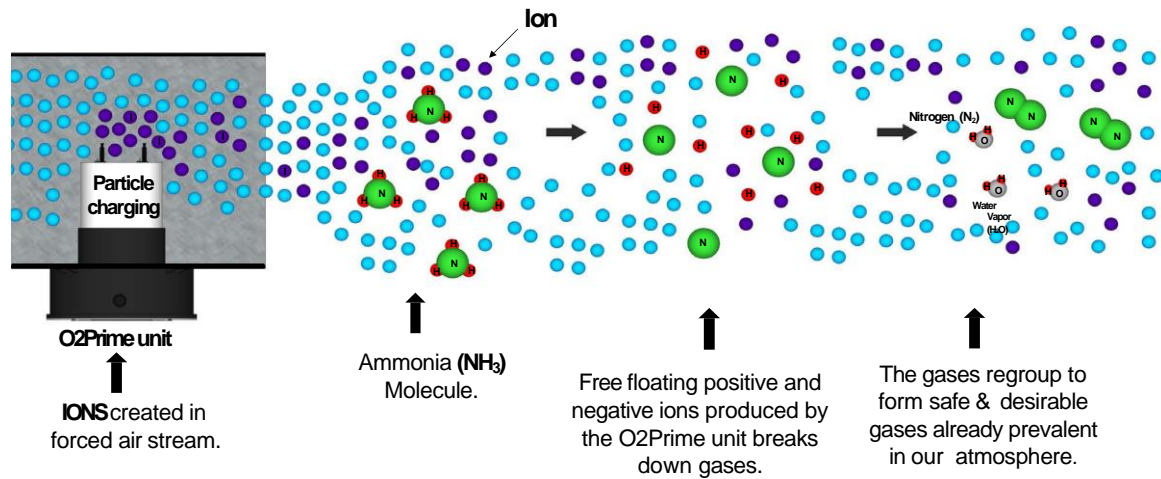
- 9 hospitals, 28 months, 600.000 patients
- Adding UV to “quats” (ammonium-based cleaning compounds) at terminal clean led to a **32% reduction in HAIs.**
- Adding UV to bleach led to a **37% reduction in HAIs.** Chemical disinfection alone is not enough.

Source: <http://infectioncontrol.tips/2016/01/21/1423/>

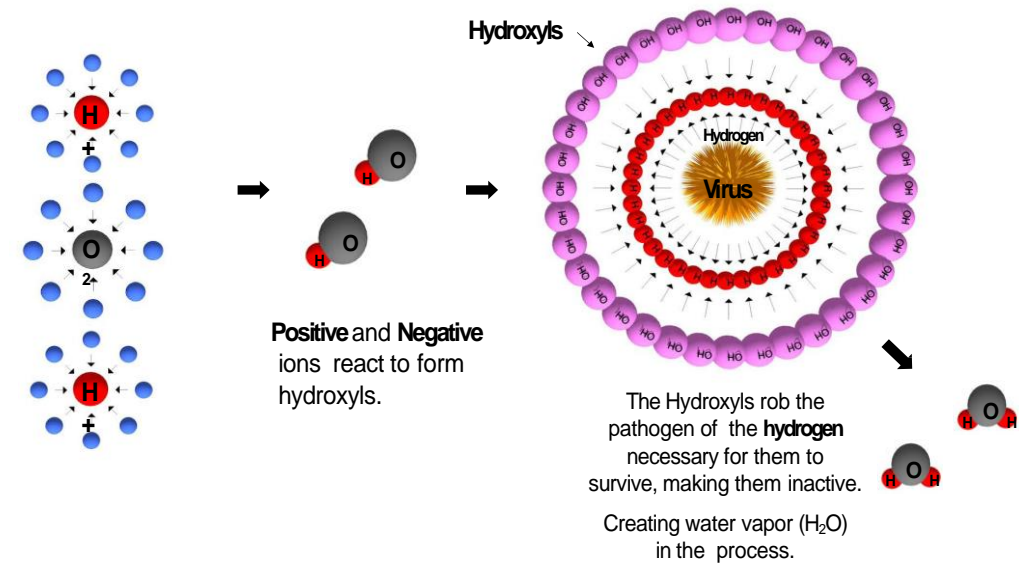


Ionization Technology

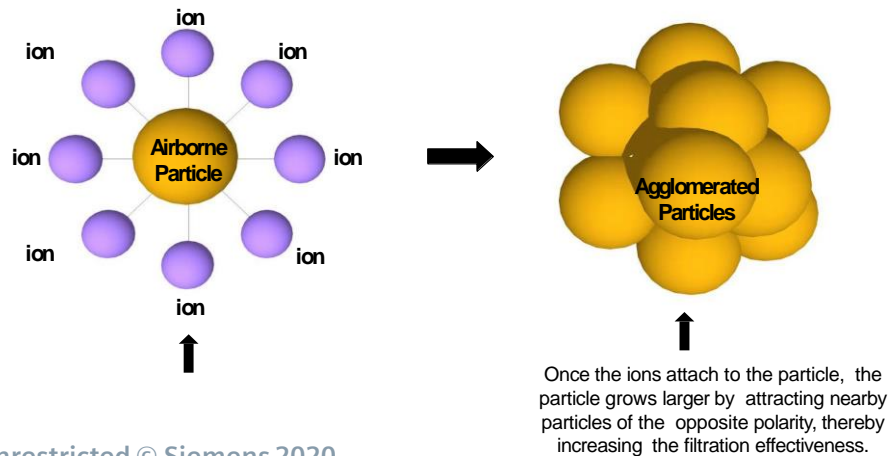
VOC Removal



Bacteria & Pathogen Removal



Airborne Particle Removal




Artificially creates millions of positive & negative IONS and releases them into the forced air circulation of an HVAC system travelling into spaces inside the building(s).

Smart Hospital

Your building acting as a team member

SIEMENS
Ingenuity for life



**We walk the talk
(proof)**





Healthcare References

Reference – Ankara City Hospital, Turkey



Customer Benefits

- **Back to back** SLA responsibility.
- **One Energy system** to monitor and control all subsystems
- Ensure **reliable, available and safe energy supply**
- Improve operational efficiency due to **load shedding**
- **One stop shop** for all weak current systems
- **Operational efficiency** due to one **integrated** building management platform for mechanical & electrical subsystems.
- Elimination of one point of failure due to **Distributed Server Architecture**
- Operational excellence due to active & **emergency scenarios to be performed automatically**

Project Scope

Design, supply, installation, testing and commissioning of entire Substation Automation Solution:

- SICAM RTU
- Spectrum Power 5 SCADA

Design supply, installation, testing & commissioning of 22 systems integrated under Desigo CC w. a total of 800.000 data points:

- Fire alarm, HVAC & KNX, Access, MCC panels & Energy SCADA
- Other systems: PAVA, IP CCTV, Nurse Call, Data Network, Baby Tracking, Car Park Automation Systems, Pro-A/V, Telemedicine, Surgery Automation, Central Clock
- 5 Years of Service Agreement with SLA responsibility

[Customer Testimonials \(video\)](#)

[Own customer video \(Anadolu Agency\)](#)


SIEMENS
Ingenuity for life

Background

Ankara City Hospital Bilkent with 3,704 beds is the largest single phased hospital project in Europe and the 3rd largest in the world funded through a financing deal.

Financing for Ankara City Hospital Bilkent, which opened from 2018 in phases, has been secured for total €890 million from eight local and foreign banks.

Ankara City Hospital Bilkent, Turkey



0 1 0 1 0 0 0 0 1 0 0 1
1 0 1 1 0 0 0 1 0 1 1 0 1 0 0 0 1 0 0 1

Reference – Sint Maarten Hospital, Belgium



Customer Benefits

- Highest possible **comfort, safety and security** for staff, patients and assets within the building by using **state-of-the-art technology** and networked systems
- **One BMS system to monitor and control all subsystems**
- **Increase availability and safety**
- **Improve operational efficiency** for facility managers and building owners

Project Scope

Building Automation: the Siemens Desigo PX and TRA automation systems guarantee a pleasant and comfortable environment with the added benefit of maximum energy efficiency. They will be backed up by a tried and tested CMT surveillance solution.

Fire Safety: from smoke detectors through to Sinteso fire detection systems and Sinorix extinguisher systems, taking in the emergency unit and the short-circuit isolator, all fire protection is provided by BT throughout the building. In total, 5,900 smoke detectors will be installed.

Security: A Salto off-line system is fully integrated into the SiPass system, with more than 2,000 off-line door locks in the hospital, added to the 600 online Sipass readers. Furthermore, a comprehensive CCTV solution consisting of 180 cameras enables patients and staff to move about the hospital in complete safety.

Desigo CC: The new Desigo CC building management system integrates all these techniques in an intelligent and user-friendly way

Background

The new Sint-Maarten hospital building in Belgium is in use since 2018. The hospital provides patients with a very high level of care, comfort, safety and security, while paying close attention to its own sustainability and functionality. The hospital provides around 700 beds and is equipped with fully integrated state-of-the-art technology .

Sint Maarten, Belgium



Reference – Hvidovre Hospital, Denmark



Customer Benefits

- **Siemens financed costs in advance**, and Hvidovre Hospital will pay them back over ten years from the achieved energy savings
- **Drop of heat consumption of 41%**
- **Reduction of electricity consumption of 23%**
- **Energy saving of 33%**

“This project will help us make real progress towards our environmental goals within a short period of time”

said hospital director Anders Agger


Project Scope

- Analysis of 245.000 m² hospital to reduce energy consumption and CO₂ emissions
- Optimizing the technical plants and expanding the hospital’s own renewable energy sources
- Systems that have been expanded and updated in this project are
 - Photovoltaic System
 - Geothermal Storage Systems
 - Wind Turbines
 - Building Management System

Background

The Hvidovre hospital was built from 1968 to 1979 and was officially opened in March 1976. The hospital stands out for not being built high – the four main building are just three stories. It is one of Denmark’s largest hospitals with more than 40,000 patients admitted each year

Hvidovre Hospital, Denmark



0 1 0 1 0 0 0 0 1 0 0 1
1 0 1 1 0 0 0 1 0 1 1 0 1 0 0 0 1 0 0 1

Reference – Methodist Charlton Medical Center, United States



Customer Benefits

Compliance – keeping a priority focus on fire and life safety and the impact it has on patient safety and care

Organization – implementing a proven scheduling and documentation system

Testing – understanding life safety systems and applying the NFPA standards while performing the required task

Acumen – remaining versed in the healthcare accreditation process and requirements

Project Scope

Siemens provides total building solutions for all fire alarm, life safety, and security.


The hospital's Fire and Life Safety System service plan includes inspection, testing, and customized test reports on the following

- Supervisory Signal Devices
- Valve Tamper Switches and Water-Flow Devices
- Duct Detectors, Electromechanical Releasing Devices, Heat Detectors, Manual Fire Alarm Boxes, and Smoke Detectors
- Visual and Audible Fire Alarms, including Speakers
- Fire alarm equipment for notifying off-site fire responders
- Automatic sprinkler systems
- Automatic fire extinguishing systems
- CO₂ and other gaseous automatic fire extinguishing systems
- Smoke detection shutdown devices for air-handling equipment
- Sliding and rolling fire doors for proper operation and full closure

Background

Methodist Charlton Medical Center is a full-service general acute care community hospital. Over the last several years, Methodist Charlton has added a US\$ 116 mio expansion project, which includes a new 180-bed patient tower, a new physician office building and parking garage, completed a new Post Coronary Intervention Unit (PCIU), and renovated the Cardiac Catheterization Labs and MRI suites

Methodist Charlton Medical Center, USA



0 1 0 1 0 0 0 0 1 0 0 1
1 0 1 1 0 0 0 1 0 1 1 0 1 0 0 0 1 0 0 1

Reference – Clinica Universidad de Navarra, Madrid



Customer Benefits

One BMS to control the whole facility

Organization Optimization – Less different systems to be learned by operators. Easy user interface

Safety and Comfort – Full control and overview of all systems status create highest safety and comfort levels

Maintenance – Good overview of condition of installation. Less components results in lower maintenance costs

Project Scope

The university hospital wanted to have one building management system to manage the whole facility and ensuring the highest safety and comfort levels

The Desigo CC BMS will include

- Desigo PX
- Desigo TRA's Green Leaf function
- Combi valves
- Fire Safety detection with Sinteso FC2080
- Extinguishing control with XC10 and Sinorix 1230
- Energy Management

Background

The new university hospital building in Madrid will be a similar hospital like the one in Navarra. It will have seven surgery rooms, two intensive cares units, 60 rooms and a state-of-the-art medical equipment for image diagnosis and ontological treatments

Clinica Universidad de Navarra, Madrid

0 1 0 1 0 0 0 0 1 0 0 1
1 0 1 1 0 0 0 1 0 1 1 0 1 0 0 0 1 0 0 1



Reference – Sidra Medical and Research Center, Doha



Customer Benefits

One BMS to control the whole facility

Improvement of operational efficiency –

Easy information exchange between building systems to support users, increasing safety and comfort

Project efficiency – Having one integrator that takes

care of interfaces between the systems, making sure that the BMS and subsystems behave like one system

Project Scope

Design, engineering, supply, installation, testing, commissioning and warranty of the supplied systems for: Fire Finder XLS (300 field sensors)

Supply and integration of 3rd party systems including

- Audio Visual System
- Genetec Access Control System
- ICT Systems (Data Network, Storage, WLAN, Servers)
- Video Wall
- Passive Infrastructure
- Nurse Call System
- Wireless Clock System

Background

Over the past three decades, the Qatari government has invested heavily in developing its healthcare services, resulting in significant improvements in the well-being of the population as reflected in its health indicators. Aligned with this vision, Sidra Medical and Research Center aims to provide world-class patient care throughout Qatar. The first of its kind in the Middle East, the center is designed to offer state-of-the-art research facilities, education and healthcare locally and across the Gulf

Sidra Medical and Research Center, Doha



0 1 0 1 0 0 0 0 1 0 0 1
1 0 1 1 0 0 0 1 0 1 1 0 1 0 0 0 1 0 0 1

Reference – Hospital St. Vinzenz, Austria



Customer Benefits

Due to the **new Desigo CC management station**, the customer will be able to optimize the use of his installations and **save a significant amount of energy** in the future. This will **increase operating margins** and **reduce the CO2 footprint**

Project Scope

The contract covers the complete control, regulation and visualization of the building automation system including

- 5,656 data points (DESIGO PX),
- 20 ISP with 31 PX controllers,
- 36 heat meters,
- 325 BSK loop modules,
- 22 frequency converters,
- 822 sensors and 199 valves with actuators,
- flap actuators,
- 35 cabinet fields,
- and the integration of various refrigeration and compact ventilation systems (Modbus and BACNet)

Background

The hospital St. Vinzenz in Austria has a long history going all the way back until 1805. Back then it had 50 beds and 15 rooms.

Today it has developed itself into a hightech hospital with a capacity of 328 beds and 800 employees

Hospital St. Vinzenz, Austria

0 1 0 1 0 0 0 0 1 0 0 1
1 0 1 1 0 0 0 1 0 1 1 0 1 0 0 0 1 0 0 1



Reference – Landeskrankenhaus Feldkirch, Austria



Customer Benefits

- **High level of compatibility of our products** and solutions is very important to the customer
- **Precise energy readings** can quickly reveal any weak points and serve as the basis for further optimization
- One controller for **all parameters** within the **operator theatre** for **high performance** and **ease of use** for surgeons

Project Scope

Providing an integrated safety and building automation solutions. The components includes control and visualization of the plants


Systems/Solutions in the project are

- BMS Desigo CC
- Total Room Operation (TRA)
- The new operating rooms are controlled via TRA, with the system managing the room ventilation air flow, heated and chilled ceilings, LED lighting, blinds, hot water, steam, medical gases and heat recovery
- Cooling and heat recovery in the existing hospital has been upgraded from the ground up
- Eight recoolers use free cooling to in the winter to meet the entire cooling demand – an enormous savings because chillers are no longer needed in the winter months
- Desigo PX controllers
- Remote monitoring of systems

Background

The 540-bed Feldkirch State Hospital is a major regional medical facility in the Austrian state of Vorarlberg. It features fourteen operating rooms and a 4-bed intensive care unit

Landeskrankenhaus Feldkirch, Austria



0 1 0 1 0 0 0 0 1 0 0 1
1 0 1 1 0 0 0 1 0 1 1 0 1 0 0 0 1 0 0 1

Reference – Columbia Asia Hospital, India



Customer Benefits

- **One BMS system to monitor and control all subsystems**
- **Increase availability and safety**
- **Improve operational efficiency** for facility managers and building owners

Project Scope

Design, supply, installation, testing and commissioning of Total Building Solutions comprising of

- Desigo CC with 2,330 data points
- XLS Fire Finder with 1,727 addressable points
- Sinorix 1230 extinguishing solution
- Public Address System with 460 speakers
- Talk Back System

Integration of third-party solutions


- IP based CCTV System (Integration with 84 cameras)
- Access Control System (Integration of 30 doors)

SIEMENS
Ingenuity for life

Background

With 28 hospitals across the region, Columbia Asia was established to provide optimum and affordable medical services through its community hospitals. Serving more than a million patients yearly, the company has rooted its brand in all major cities across Malaysia, India, Indonesia and Vietnam. Columbia Asia plans to build a 230-bed specialty hospital in Bangalore, India

Columbia Asia Hospital, India



0 1 0 1 0 0 0 0 1 0 0 1
1 0 1 1 0 0 0 1 0 1 1 0 1 0 0 0 1 0 0 1

Reference – Royal Edinburgh Hospital, Great Britain



Project Scope

Design, supply, installation, testing and commissioning of Emergency Power Management System (EPMS) incl. Medium Voltage protection relays:

- Remote Control units: SICAM AK3/ SICAM A8000
- Measuring/ Quality devices: SICAM P50/ SICAM Q100
- SICAM SCC + RuggedCom: SCADA System
- SIPROTEC Protection Devices


Customer Benefits

- **Fast reaction time to prevent blackouts**
 - Cost reduction**
~130k€ per power outage incident
 - Fulfilment of governmental requirements**
for critical infrastructure
- **Increase reliability** of Energy supply due high level redundancy
- **“One face to the customer”** via Siemens SI RSS

Background

The **Royal Edinburgh Hospital** is a psychiatric hospital in Morningside Place, Edinburgh, Scotland. It is managed by NHS Lothian. A modern hospital on the same site was procured under the Scottish government's non-profit distributing model in January 2015. The first phase of the new hospital was built by Morrison Construction at a cost of £45 million and completed in January 2017.

Royal Edinburgh Hospital, Great Britain



0 1 0 1 0 0 0 0 1 0 0 1
1 0 1 1 1 0 0 0 1 0 1 1 0 1 0 0 0 1 0 0 1

Reference – Clinical Centre of Serbia



Customer Benefits

- **Safe and reliable power supply**
with principle of n-2 security implemented
- **Efficient energy management system**
Protection and control of all MV and LV switchgears via SICAM and SIPROTEC customer tailored system
- **Safe operation and monitoring**
Real time supervision of every aspect in energy supply process

Project Scope

Delivery, testing and commissioning of:

- MV Switchgears type 8DJH for substations 806-1N, 2N, 3N, 4N, 5N and central switchgears.
- SIPROTEC protection relays 7SJ82
- GEAFOL NEO dry-type transformers 1600kVA
- LV Switchgears
- SICAM control and automation system (SCADA and RTUs)
- RUGGEDCOM communication solutions

Integration of third-party solutions:

- Busbar trunking systems
- Building Management System

Background

Clinical Centre of Serbia is located in Belgrade and it provides specialized healthcare services for the inhabitants of entire country. After being entirely reconstructed, it will have area of 86,000 sqm., new emergency room, laboratories, offices, 30 operating rooms with high tech equipment and 3,150 beds in total, which is one of the highest capacities worldwide.

The total investment is €110 million and it will be implemented in two phases.

Clinical Center of Serbia, Serbia

0 1 0 1 0 0 0 0 1 0 0 1
1 0 1 1 0 0 0 1 0 1 1 0 1 0 0 0 1 0 0 1



Reference – Berkshire Medical Center, USA



Customer Benefits

- **Operation on self- sufficient island grid**, disconnected from the main grid and combined controlling of heat and power resource
- **Increase power availability and safety via** Resynchronization, Black Start, Load shedding and load restoration
- **Providing of needed resiliency** for City of Pittsfield's critical infrastructure

Project Scope

Design, supply, installation, testing and commissioning of Microgrid Solution

- 1 MGC based on SICAM A8000 CP8050
- 1 remoter I/O panel
- 1 remote MGC HMI
- Web Navigator

Integration of third-party solutions


- 725 kW CHP unit
- Switchboard incl. Protection relays
- Main Breakers

Background


Berkshire Medical Center is a 307-bed community teaching hospital and the recipient of numerous national recognitions for service excellence and patient safety. BMC has been ranked among the safest hospitals in the nation by Healthgrades, earning the Healthgrades Patient Safety Excellence Award three years running, from 2017 to 2019, and has been recognized for patient safety by The Leapfrog Group.

Berkshire Medical Center, USA

0 1 0 1 0 0 0 0 1 0 0 1
1 0 1 1 0 0 0 1 0 1 1 0 1 0 0 0 1 0 0 1



Reference – Smart Energy Distribution System for Health Authority - North Italy



Customer Benefits

Siemens generates value by providing a smart, state of the art solution, therefore ensuring long-term business continuity and maintaining the value of already existing assets.

Project Scope

- The renovation project has been supported by Siemens with a revamping of low and medium voltage distribution systems. The aim of the end user was to upgrade both ordinary and emergency distribution networks in order to support a double power supply.
- Migration to Siemens Desigo CC supervision platform
- 10 Siemens Simatic S7 PLC Systems to control automation
- A ring fiber optic TCP/IP Siemens Scalance network: 10 switches and 3000m of optic fiber network
- 100 Siemens transformers to sustain the increased power request of the ordinary and emergency distribution network
- 8000 m of new power cables to support the increased power demand


Background

The Health Authority counts as many as seven hospitals, which are connected to each other and have specific assistance levels that include the psychological, the physical and social spheres. It provides various areas of application such as prevention, emergencies, acute & chronic diseases and rehabilitation.

Health Authority - North Italy



Reference – Totally Integrated Power, Hospital - Belgium



Customer Benefits

Thanks to these cutting edge electrical cabinets, the electricity is distributed in a simple, structured and safe way, while at the same time meeting the aesthetic criteria of a modern hospital.

Project Scope


As part of the project of renovation and construction which started in 2009, the Hospital Center called on Siemens and its partner in automation, Technord, to install the principal low voltage boards that ensure the protection of the electricity distribution of one of the new buildings.

Siemens defined the technical requirements of a customized distribution system based on a detailed functional analysis. After many calculations in terms of both design and system programming, SIVACON S4 and S8 type systems were installed.


Background

One of the most important hospitals with approx. 2500 employees (including 300 physicians) and 24,500 patients per year.

Hospital, Belgium



Reference – Integrated Low-Voltage Solution, Regional Health Center, USA



Project Scope

Our customer requested a comprehensive hospital solution with environmental, security, life safety and communications systems tightly linked.

Siemens provided several technologies to fulfill the requirements.


Customer Benefits

- Integrated, harmonized and efficient healthcare environment via technology

Background

The Regional Health Center includes the main hospital, a medical office building and a long-term care facility. The two-story hospital encompasses approximately 189,000 square feet and houses a 25-bed critical access hospital and 128 licensed long-term care beds. The construction and renovation project added approximately 105,000 square feet of new space and feature the focused renovation and improvement of the existing facility's low-voltage systems.

Regional Health Center, USA



Thank you

Contact Information



Published by Siemens

Tomi Akiola

Vertical Executive, Healthcare

SI RSS

Tehdaskatu 16

70620 Kuopio

FINLAND

Mobile: +358 40 510 6270

E-mail: tomi.Akiola@siemens.com

www.siemens.com/smarthospitals

Hospital Smart campus

Office

Patient Control rooms

Data Rooms

Treatment rooms

Power in-feed

Isolation rooms

Desinfection rooms

eCharging

Renewable integration

Laboratories

Material logistics

Power distribution

Hospital Smart campus

