

**FLUKE®**

**Test Tools Catalog  
Volume 43, 2013**



---

**THE MOST  
TRUSTED  
TOOLS  
IN THE WORLD**

---



# New products from Fluke

## Fluke CNX<sup>®</sup> Wireless Team

Take readings quicker. Solve problems faster.



CNX wireless test tools work together to help you solve problems. With the CNX team, measurements are remote, simultaneous, recordable.

For information on the new Fluke CNX Wireless Team see page 60.



## VT02 Visual IR Thermometer

See beyond temperature

Blended visible and thermal heat map images provide context.



Now, a low-cost solution that combines the convenience of an IR thermometer with the visual advantage of a thermal imager. The VT02 makes it easy to find hot and cold spots while scanning across a surface, while blending both an infrared and digital image.

For information on the new Fluke VT02 Visual IR Thermometer see page 56.



## Fluke Ti105 Thermal Imager

Performance optimized for industrial and commercial professionals who need peace of mind for everyday troubleshooting.

For information on the new Ti105 Thermal Imager with CNX Wireless capabilities, see page 50.



## Fluke ScopeMeter<sup>®</sup> 190 Series II

Two and four-channel, CAT IV, 60 MHz, 100 MHz, 200 MHz and 500 MHz portable oscilloscopes.

For information on the 190 Series II ScopeMeter<sup>®</sup> Test Tools, see page 46.

# CONTENTS

Fluke Corporation is the world leader in compact, professional electronic test tools.

From industrial maintenance to commercial building operations, Fluke tools deliver the testing and troubleshooting capabilities to keep the world up and running.

**2**  
Energy Solutions

**3**  
Clamp Meters

**8**  
Digital Multimeters

**18**  
Bench Meters

**19**  
Distance Meters

**20**  
Earth Ground Testers

**22**  
Electrical Testers

**23**  
Indoor Air Quality Tools

**25**  
Insulation Resistance Testers

**27**  
Power Quality Analyzers

**32**  
Process Calibration Tools

**44**  
ScopeMeter® Test Tools

**49**  
Thermal Imaging Tools

**54**  
Thermometers

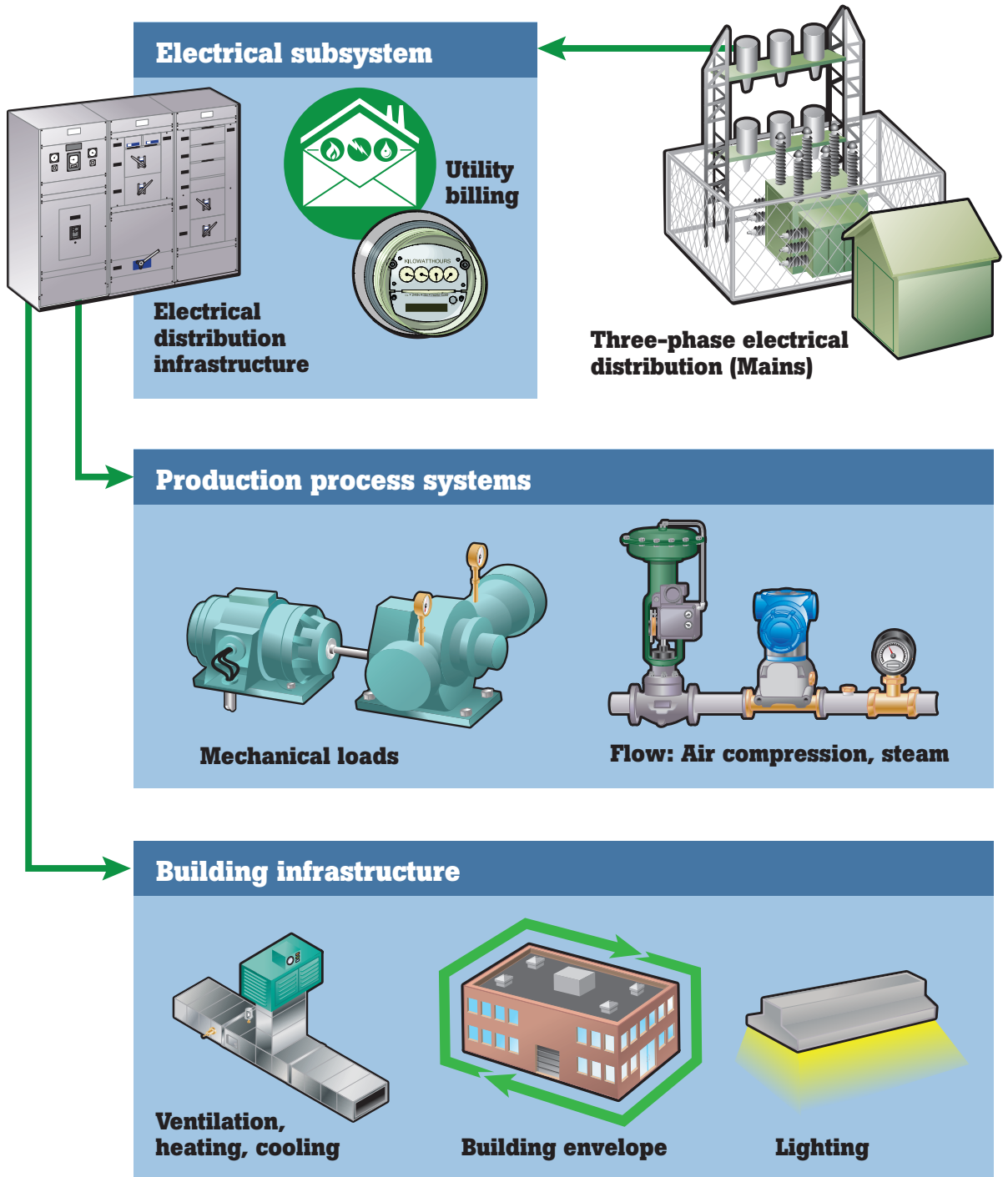
**56**  
Thermometers - Visual IR

**58**  
Vibration

**60**  
Wireless Test

**62**  
Accessories

Wasted energy costs you money every year.  
If you don't know how much, it's time to find out.



### Introducing the Fluke Energy Resource Center

Everything you need to know about saving money by identifying and measuring energy waste.

- Case studies
- Success stories
- Interactive illustrations
- Checklists
- Videos and more

Get started today, visit: [www.fluke.com/saveenergy](http://www.fluke.com/saveenergy)

# Fluke 381 Remote Display True-rms AC/DC Clamp Meter with iFlex™



## The world's most advanced clamp meter

The Fluke 381 Clamp Meter combines iFlex flexibility with remote reading capability for the ultimate in innovation and safety.

- Remote display reads measurements up to 30 feet away
- iFlex Flexible Current Probe included, 18 inch circumference
- 2500 A ac current measurement with iFlex
- 1000 A ac and dc current measurement with fixed jaw
- 1000 V ac and dc voltage measurement
- Frequency measurement to 500 Hz
- 60 kΩ resistance measurement
- Min/Max/Avg and inrush recording
- CAT IV 600 V, CAT III 1000 V
- Three-year warranty

See specifications chart on page 7.



## Recommended accessories

### Fluke 381



**TL175**  
TwistGuard™  
Test Leads  
See page 66



**TLK289**  
Industrial Master  
Test Lead Set  
See page 64



**C345**  
Large Soft Case  
See page 63



**FTP-1**  
SureGrip™ Fused  
Test Probe Set  
See page 66



**i2500-10**  
10 inch iFlex® Flexible  
Current Probe



**AC87**  
Heavy Duty Bus Bar  
Clip Set

# Fluke 365 Detachable Jaw True-rms AC/DC Clamp Meter



## Where rugged meets reliable

The Fluke 365 Clamp Meter offers a small, detachable jaw—with four feet of coil—that makes it easy to take and read measurements in tight or hard-to-reach places.

- 200 A ac and dc current measurement
- 600 V ac and dc voltage measurement
- 6000 Ω resistance measurement
- Built-in flashlight
- Large, easy-to-read backlight display
- Three-year warranty

See specifications chart on page 7.



## Recommended accessories

### Fluke 365



**FTPL-1**  
SureGrip™ Fused Test  
Probe and Lead Set  
See page 66



**TL71**  
Premium  
Test Lead Set  
See page 66



**C43**  
Small Soft Case  
See page 63



**TL220**  
SureGrip™ Industrial  
Test Lead Set  
See page 64



**AC285**  
SureGrip™ Alligator  
Clips  
See page 66



**TL224**  
SureGrip™ Silicone  
Insulated Test Leads  
See page 66

## Ordering information

Included accessories	Models
18-inch iFlex™ Flexible Current Probe, test leads, soft carrying case, instruction card, safety information sheet, five AA alkaline batteries.	FLUKE-381 Remote Display True-rms AC/DC Clamp Meter with iFlex™
Test leads, soft carrying case, instruction card, safety information sheet, five AA alkaline batteries.	FLUKE-365 Detachable Jaw True-rms AC/DC Clamp Meter

Check price and availability at [www.fluke.com/wtb](http://www.fluke.com/wtb)

# Fluke 370 Series Clamp Meters



Fluke 376 with iFlex

## Be ready for anything

Our new family of true-rms clamp meters provides a range of state-of-the-art features to meet even the most demanding job requirements.

All four of the new clamp meters have improved base features such as a large, backlit display, true-rms standard, CAT IV safety rating and a durably constructed body. Additionally, the 376, 375 and 374 are compatible with the iFlex® Flexible Current Probe (included with the 376, sold separately for the 375 and 374), and provide increased measurement readings to 1000 A and 1000 V ac and dc.

See specifications chart on page 7 for details per model.

Fluke 375

Fluke 374

Fluke 373



## iFlex® Flexible Current Probe



## Unprecedented measurement flexibility

The new iFlex Flexible Current Probe expands the measurement range of select Fluke clamp meters to 2500 A ac while providing increased display flexibility, improved wire access and the ability to measure awkward-sized conductors.

Available in 18 inch and 10 inch coil sizes. Visit [www.fluke.com/iFlex-18](http://www.fluke.com/iFlex-18) for additional specs.

## Quick reference guide conversion table

Old model	New model	Feature changes
Fluke 337	<b>Fluke 381</b>	Includes all 337 features plus: • Detachable display • CAT IV 600 V, CAT III 1000 V • iFlex 2500 A ac • 1000 V ac/dc • 60 kΩ • Min/Max/Avg
Fluke 337	<b>Fluke 376</b>	Includes all 337 features plus: • CAT IV 600 V, CAT III 1000 V • iFlex 2500 A ac • 1000 V ac/dc • mV dc • 60 kΩ • 1000 μF
Fluke 336	<b>Fluke 375</b>	Includes all 336 features plus: • CAT IV 600 V, CAT III 1000 V • Optional iFlex 2500 A ac • mV dc • 60 kΩ • 1000 μF • Min/Max/Avg
	<b>Fluke 374</b>	Includes all 336 features (except low pass filter) plus: • CAT IV 600 V, CAT III 1000 V • Optional iFlex 2500 A ac • 1000 μF • Min/Max/Avg
Fluke 335	<b>Fluke 374</b>	Includes all 335 features plus: • CAT IV 600 V, CAT III 1000 V • Optional iFlex 2500 A ac • 600 A ac/dc • 1000 μF • Min/Max/Avg
	<b>Fluke 373</b>	Includes all 335 features (except inrush) plus: • CAT IV 300 V, CAT III 600 V • 1000 μF
Fluke 334	<b>Fluke 374</b>	Includes all 334 features plus: • CAT IV 600 V, CAT III 1000 V • Optional iFlex 2500 A ac • True-rms • 600 A ac/dc • 1000 μF • Min/Max/Avg
	<b>Fluke 373</b>	Includes all 334 features (except inrush) plus: • CAT IV 300 V, CAT III 600 V • True-rms • 1000 μF
Fluke 333	<b>Fluke 373</b>	Includes all 333 features plus: • CAT IV 300 V, CAT III 600 V • True-rms • 600 A ac • 6000 Ω • 1000 μF

## Ordering information

Included accessories	Models
18 inch iFlex™ flexible current probe, test leads, soft carrying case, instruction card, safety information sheet, two AA alkaline batteries.	FLUKE-376 True-rms AC/DC Clamp Meter with iFlex™
Test leads, soft carrying case, instruction card, safety information sheet, two AA alkaline batteries.	FLUKE-375 True-rms AC/DC Clamp Meter
Test leads, soft carrying case, instruction card, safety information sheet, two AA alkaline batteries.	FLUKE-374 True-rms AC/DC Clamp Meter
Test leads, soft carrying case, instruction card, safety information sheet, two AA alkaline batteries.	FLUKE-373 True-rms AC Clamp Meter

## Recommended accessories



**TL223**  
SureGrip™ Electrical Test Lead Set  
See page 64



**C43**  
Small Soft Case  
See page 63



**TL175**  
TwistGuard™ Test Leads  
See page 66  
For use with the Fluke 375 and 376



**i2500-18**  
18 inch iFlex™ Flexible Current Probe  
See page 66



**AC285**  
SureGrip™ Alligator Clips  
See page 66



**TL224**  
SureGrip™ Silicone Insulated Test Leads  
See page 66

Check price and availability at [www.fluke.com/wtb-clamps](http://www.fluke.com/wtb-clamps)

# Fluke 902 True-rms HVAC Clamp Meter



### Just for our HVAC pros

HVAC (heating, ventilation, air conditioning) technicians require a service tool that can consistently keep up with their demands. The Fluke 902 expands the existing line of quality Fluke clamp meters by delivering the features necessary to diagnose and repair HVAC systems. Combined with true-rms technology and a CAT III 600 V rating, the Fluke 902 helps technicians do their jobs safely and accurately.

- Designed for HVAC applications with capacitance, dc current ( $\mu\text{A}$ ) and temperature measurements
- Small body and jaws fit perfectly in your hand and into tight places
- Handy "Display Hold" button keeps measurements on the display
- Meter controls are positioned so current measurements can be done with one hand (index finger on clamp opening lever and thumb on rotary switch)
- Three-year warranty

See specifications chart on page 7.

### Recommended accessories

#### Fluke 902



**C781**  
Meter Case  
See page 63



**80PK-8**  
Pipe Clamp  
See page 68



# Fluke 360 AC Leakage Current Clamp Meter



The unique jaw design of the Fluke 360 eliminates the influence of adjacent current conductors and measures leakage current down to 1  $\mu\text{A}$  for monitoring of insulation. The ergonomic design of the Fluke 360 ensures easy measuring. The measuring clamp fits into tight spaces and the wide display angle clearly shows the measurement result. The Data Hold button keeps the measured value on the display after removing the clamp for the measured conductor.

### Current measurement

- Automatic ranging within the manually selected mA or A range
- Ranges 3/30 mA and 30/60 A
- Current resolution 1  $\mu\text{A}$ /0.01 mA and 0.01 A/0.1 A
- Frequency range 50 and 60 Hz
- Jaw size: 40 mm (1.55 in) maximum conductor diameter
- Auto power off

See specifications chart on page 7.



## Ordering information

Included accessories	Models
Test leads, temperature probe, soft carrying case, users manual, two AA alkaline batteries.	FLUKE-902 True-rms HVAC Clamp Meter
Soft carrying case, users manual.	FLUKE-360 AC Leakage Current Clamp Meter

Check price and availability at [www.fluke.com/wtb-clamps](http://www.fluke.com/wtb-clamps)

# Fluke 320 Series True-rms Clamp Meters

**New**



Fluke 325

## Go to work with the best

True-rms measurements and optimized ergonomics make the 320 Series True-rms Clamp Meters the best general troubleshooting tools for commercial and residential electricians. The 323, 324 and 325 are designed to verify the presence of load current, ac voltage and continuity of circuits, switches, fuses and contacts. These small and rugged clamp meters are ideally suited for current measurements up to 400 A in tight cable compartments. The Fluke 325 also offers dc current and frequency measurements.

- 400 A ac current measurement (ac and dc current; 325 only)
- 600 V ac and dc voltage measurement
- True-rms ac voltage and current for accurate measurements on non-linear signals
- Resistance measurement to up to 40 kΩ with continuity detection
- Temperature and capacitance measurement (324 and 325 only)
- Frequency measurement (325 only)
- Slim, ergonomic design
- Large, easy to read backlight display (324 and 325 only)
- CAT IV 300 V/CAT III 600 V safety rating
- Hold button
- Two-year warranty
- Soft carrying case



Fluke 324



Fluke 323



## Specifications

	Residential/commercial electrical		Light industrial
	323	324	325
<b>Measurements</b>			
AC current	•	•	•
AC voltage	•	•	•
Resistance	•	•	•
Continuity	•	•	•
DC volts	•	•	•
DC current			•
True-rms	•	•	•
Frequency			•
Min/Max/Avg			•
Temperature		•	•
Capacitance		•	•
<b>Display</b>			
Display hold	•	•	•
Backlight			•
<b>Specifications</b>			
Jaw opening	30 mm (1.18 in)		
Max wire size	600 MCM		
Current range ac rms	0 to 400.0 A		
Accuracy ac current (50/60 Hz)	2.0 % ± 5 digits	1.5 % ± 5 digits	2.0 % ± 5 digits
AC response	True-rms		
Current range dc			0 to 400 A
Accuracy dc current			2.0 % ± 5 digits
Voltage range ac	0 to 600.0 V		
Accuracy ac voltage	1.5 % ± 5 digits		
Voltage range dc	0 to 600.0 V		
Accuracy dc voltage	1 % ± 5 digits		
Resistance range	0 to 4000 Ω		0 to 40 kΩ
Frequency measurement range			500 Hz

## Ordering information

Included accessories	Models
Test leads, soft case and users manual. Temperature probe included with 324 and 325 only.	FLUKE-325 True-rms Clamp Meter
	FLUKE-324 True-rms Clamp Meter
	FLUKE-323 True-rms Clamp Meter
Soft carrying case, instruction card, safety information sheet, five AA alkaline batteries.	FLUKE-353 AC/DC True-rms Clamp Meter, 2000 A, amps only
1.5 m silicone rubber test leads, test probes, alligator clips, soft carrying case, six AA batteries, users manual.	FLUKE-355 AC/DC True-rms Clamp Meter, 2000 A

## Recommended accessories



**C43**  
Small Soft Case  
See page 63



**TL175**  
TwistGuard™ Test Leads  
See page 66



**TL223**  
SureGrip™ Electrical Test Lead Set  
See page 64



**L210**  
Probe Light and Extender  
See page 71

Check price and availability at [www.fluke.com/wtb](http://www.fluke.com/wtb)



# Fluke 353/355 AC/DC True-rms Clamp Meters



Fluke 355

## Versatile, professional, accurate

Confidently take reliable readings with the true-rms Fluke 355 and 353 Clamp Meters—the tools of choice for high current clamp-on amp meter measurements up to 2000 A.

- Reliably handle a wide range of high-current applications with 2000 A ac + dc true-rms, 1400 A ac, and 2000 A dc
- Large 58 mm (2.3 in) jaw
- Inrush current measurement
- High voltage measurement of 1000 V ac + dc true-rms, 600 V ac, and 1000 V dc (355 only)
- Resistance to 400 K $\Omega$  (355 only)
- Continuity beeper (355 only)
- Frequency measurement to 1 KHz
- Selectable low-pass filter mode
- Min/Max/Avg
- Large display with backlight

Ordering information on page 6.



Fluke 353

## Recommended accessories

### Fluke 355



**TL175**  
TwistGuard™  
Test Leads  
See page 66



**80TK**  
Thermocouple Module  
See page 68



**C345**  
Large Soft Case  
See page 63














**C1600**  
Gear Tool Box  
See page 63

## Specifications

	General purpose				Industrial electrical		HVAC/R	High-end industrial, utility		iFlex accessory	Leakage
	365	373	374	375	376	381	902	353	355	i2500-10/ i2500-18	360
<b>Measurements</b>											
AC current	•	•	•	•	•	•	•	•	•	•	•
AC voltage	•	•	•	•	•	•	•	•	•	•	•
Resistance	•	•	•	•	•	•	•	•	•	•	•
Continuity	•	•	•	•	•	•	•	•	•	•	•
DC volts	•	•	•	•	•	•	•	•	•	•	•
DC current	•	•	•	•	•	•	•	•	•	•	•
True-rms	•	•	•	•	•	•	•	•	•	•	•
Frequency				•	•	•		•	•	•	•
AC + DC voltage									•		
AC + DC current								•	•		
Min/Max/Avg			•	•	•	•		•	•	•	•
Temperature							•				
Capacitance		•	•	•	•	•	•				
<b>Special features</b>											
Inrush current mode			•	•	•	•		•	•	•	•
Low-pass filter				•	•	•		•	•		
18 inch iFlex Flexible Current Probe			Optional	Optional	Included	Included					
10 inch iFlex Flexible Current Probe			Optional	Optional	Optional	Optional					
Remote display						•					
Flashlight/torch	•										•
<b>Display</b>											
Display hold	•	•	•	•	•	•	•	•	•	•	•
Backlight	•	•	•	•	•	•	•	•	•	•	•
<b>Specifications</b>											
Jaw opening	0.7 in	1.3 in	1.3 in				1.2 in	2.3 in		5.7 in/3.2 in	1.5 in
Max wire size	17 mm (0.67 in)	750 MCM					750 MCM or three 500 MCM				1250 MCM
Current range ac rms	0 to 200.0 A	0 to 600.0 A		0 to 999.9 A		0 to 600.0 A	0 to 1400 A		0 to 2500 A	0 to 60 A	
Accuracy ac current (50/60 Hz)	2 % $\pm$ 5 counts					1.5 % $\pm$ 5 counts		3 % $\pm$ 5 counts		1 % $\pm$ 5 counts	
AC response	True-rms									Averaging	
Current range dc	0 to 200 A	0 to 600.0 A		0 to 999.9 A		0 to 200 $\mu$ A	0 to 2000 A				
Accuracy dc current	2 % $\pm$ 5 counts	2 % $\pm$ 5 counts					1 % $\pm$ 5 counts	1.5 % $\pm$ 5 counts			
Voltage range ac	0 to 600.0 V			0 to 1000 V		600.0 V	0 to 600.0 V				
Accuracy ac voltage	2 % $\pm$ 5 counts	1 % $\pm$ 5 counts	1.5 % $\pm$ 5 counts		1 % $\pm$ 5 counts		1 % $\pm$ 5 counts				
Voltage range dc	0 to 600.0 V			0 to 1000 V		0 to 600.0 V	0 to 1000 V				
Accuracy dc voltage	2 % $\pm$ 5 counts	1 % $\pm$ 5 counts					1 % $\pm$ 5 counts				
Resistance range	0 to 6000 $\Omega$			0 to 60 k $\Omega$		0 to 9999 $\Omega$	0 to 400 K $\Omega$				
Frequency measurement range	500 Hz					5 to 1000 Hz		500 Hz			

# Pick the right digital multimeter for you

## Digital multimeter selection guide

											
Models	Highest Accuracy 289	Industrial 87V	IP 67 28-II	General Purpose 179	Building Maint 117	HVAC/R Techs 116	CNX 3000 DMM	CNX v3000 AC Voltage Module	CNX a3000 AC Current Module	CNX i3000 iFlex AC Current Module	CNX t3000 K-Type Temperature Module
Best for	Data logging	Variable speed drives	Harsh environments	Everyday use	Wide variety of electrical work	HVAC troubleshooting	Industrial, HVAC and general maintenance				
Basic features							Wireless	Wireless	Wireless	Wireless	Wireless
True-rms readings	AC+DC	AC	AC	AC	AC	AC	AC	AC	AC	AC	
Basic dc accuracy	0.025 %	0.05 %	0.05 %	0.09 %	0.5 %	0.5 %	0.09 %	0.09 %	2.0 %	2.0 %	Temp (0.5 %)
Bandwidth	100 kHz	20 kHz	20 kHz								
Auto/manual ranging	•	•	•	•	•	•	•/•	•/–	•/–	•/–	•/–
Digits	4-1/2	4-1/2	4-1/2	3-1/2	3-1/2	3-1/2	3-1/2	3-1/2	3-1/2	3-1/2	3-1/2
Counts	50,000	20,000	20,000	6,000	6,000	6,000	6,000	6,000	6,000	6,000	6,000
Measurements											
Voltage ac/dc	1000 V	1000 V	1000 V	1000 V	600 V	600 V	1000 V	1000 V			
Current ac/dc	10 A	10 A	10 A	10 A	10 A	600 µA	400 mA		400A AC	2500A AC	
Resistance	500 MΩ	50 MΩ	50 MΩ	50 MΩ	40 MΩ	40 MΩ	50 MW				
Frequency	1 MHz	200 kHz	200 kHz	100 kHz	50 kHz	50 kHz	100 kHz				
Capacitance	100 mF	10 mF	10 mF	10 mF	10 mF	10 mF	10 mF				
Temperature	+1350 °C	+1090 °C	+1090 °C	+400 °C		+400 °C					(+) 1372 °C
dB	60 dB										
Conductance	50 nS	60 nS	60 nS								
Duty cycle/pulse width	•	•	•								
Motor drive measurements/low pass filter	•	•	•				•				
Continuity with beeper/diode test	•	•	•	•	•	•	•				
Low ohms (50 Ω)	•										
Display											
Dual display	•						•				
Analog bargraph	•	•	•	•	•	•					
Backlight	•	•	•	•	•	•	•	•	•	•	•
Wireless display to DMM or PC							•	•	•	•	•
Data storage and exchange											
Min/max recording		•	•	•	•	•	•/–	via software	via software	via software	via software
Min/max recording with time stamp	•						•/–	via software	via software	via software	via software
Fast min/max	250 µs	250 µs	250 µs								
Display hold/auto (touch) hold	•	•	•	•	•	•	•/–				
Relative reference	•	•	•								
PC interface	•							Wireless	Wireless	Wireless	Wireless
Data logging	•							•	•	•	•
Readings memories	15,000							65,000	65,000	65,000	65,000
Other features											
Automatic selection, LoZ					•	•					
LoZ	•										
Non-contact ac voltage detector					•						
Real-time clock	•							via software	via software	via software	via software
Overmolded case, integrated holster	•			•			•	•	•	•	•
Removable holster		•	•	•	•	•					
ToolPak compatibility	•	•	•	•	•	•	•	•	•	•	•
Closed case calibration/separate battery door	•	•	•	•	•	•	•	•	•	•	•
Completely sealed/watertight			•								
Automatic power off	•	•	•	•	•	•	•	•	•	•	•
Low battery indication	•	•	•	•	•	•	•	•	•	•	•
Operating temperature ranges	-20 °C, +55 °C	-20 °C, +55 °C	-40 °C, +55 °C	-10 °C, +50 °C	-10 °C, +50 °C	-10 °C, +50 °C	-10 °C, +50 °C	-10 °C, +50 °C	-10 °C, +50 °C	-10 °C, +50 °C	-10 °C, +50 °C
Warranty and electrical safety											
Limited lifetime warranty	•	•	•	•							
Warranty (years)					3	3	3	3	3	3	3
Input alert	•	•	•				•				
Dangerous voltage indication	•	•	•	•	•	•	•	•			
CAT III measurements	1000 V	1000 V	1000 V	1000 V	600 V	600 V	1000 V	1000 V	600 V	1000 V	
CAT IV measurements	600 V	600 V	600 V	600 V			600 V	600 V	300 V	600 V	
See page	9	10	11	12	14	15	60	60	60	60	60

For more information, go to [www.fluke.com/dmm](http://www.fluke.com/dmm)

For more information, go to [www.fluke.com/cnx](http://www.fluke.com/cnx)

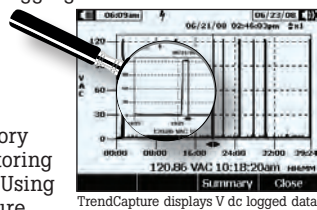
# Fluke 289 and 287 True-rms Logging Multimeters



## Find little problems before they become big ones

The Fluke 289 and 287 are the next generation in high performance industrial logging multimeters.

- Large 50,000 count, 1/4 VGA dot matrix display with white backlight
- Logging function with expanded memory for unattended monitoring of signals over time. Using on-board TrendCapture, users can graphically review logged readings without needing a PC. Store up to 10,000 recorded events
- Save, name, and recall multiple logging sessions before PC download is necessary
- Zoom on trend, provides unprecedented ability to view and analyze TrendCapture data; zoom in up to 14 times
- Two terminal 50 ohm range with 1 milliohm resolution, 10 mA source current. Useful for measuring and comparing differences in motor winding resistance or contact resistance (289)
- Low-pass filter for accurate voltage and frequency measurements on adjustable speed motor drives and other electrically noisy equipment (289)



TrendCapture displays V dc logged data.



## Features

	287	289
Multiple on screen displays	•	•
True-rms ac bandwidth	100 kHz	100 kHz
dBV/dBm	•	•
DC mV resolution	1 µV	1 µV
Megohm range up to	500 MΩ	500 MΩ
Conductance	50.00 nS	50.00 nS
Continuity beeper	•	•
Elapse time clock/time of day clock	•	•
Min/Max/Avg/duty cycle/pulse width	•	•
Isolated optical DMM interface with USB PC connection	•	•
Auto/touch hold	•	•
Over 200 hours logging capacity with new power saving function	•	•
Lo Ohm capability	–	•
Lo Z volts	–	•
Lo Pass Filter	–	•
Limited lifetime warranty	•	•

## Specifications

Functions	Range and resolution	Basic Accuracy
AC volts or dc volts	50.000 mV, 500.00 mV, 5.0000 V, 50.000 V, 500.00 V, 1000.0 V	0.025 % 0.4 % (true-rms) (AC)
AC current dc current	500.00 µA, 5000.0 µA, 50.000 mA, 400.00 mA, 5.0000 A, 10.000 A	0.15 % 0.7 % (true-rms)
Temperature (excluding probe)	–200.0 °C to 1350.0 °C (–328.0 °F to 2462.0 °F)	1.0 %
Resistance	50.000 Ω, 500.00 Ω, 5.0000 kΩ, 50.000 kΩ, 500.00 kΩ, 5.0000 MΩ, 50.00 MΩ, 500.0 MΩ	0.05 %
Capacitance	1.000 nF, 10.00 nF, 100.0 nF, 1.000 µF, 10.00 µF, 100.0 µF, 1000 µF, 10.00 mF, 100 mF	1.0 %
Frequency	99.999 Hz, 999.99 Hz, 9.9999 kHz, 99.999 kHz, 999.99 kHz	.005 %

## Ordering information

Included accessories	Models
Test leads, alligator clips, holster, 9 V battery (installed), manual information pack.	FLUKE-289 True-rms Industrial Logging Multimeter with TrendCapture
	FLUKE-287 True-rms Electronics Logging Multimeter with TrendCapture
	FLUKE-289/FVF True-rms Industrial Logging Multimeter Combo Kit with TrendCapture
	FLUKE-287/FVF True-rms Electronics Logging Multimeter Combo Kit with TrendCapture

## Recommended accessories

**TLK289**  
Industrial Test Lead Set  
See page 64

**TLK287**  
Electronic Test Lead Set  
See page 64

**TPAK**  
Magnetic Meter Hanger  
See page 71

**i410**  
AC/DC Current Clamp  
See page 70

**TL175**  
TwistGuard™ Test Leads  
See page 66

**C280**  
Soft Case  
See page 63

## Recommended kits



- 289/FVF kit includes:**
- True-rms industrial logging multimeter with TrendCapture
  - FlukeView Forms Software and cable
  - Temperature probe
  - Silicone test lead set
  - Alligator clips
  - Meter hanging accessory
  - Soft case



- 287/FVF kit includes:**
- True-rms electronic logging multimeter with TrendCapture
  - FlukeView Forms Software and cable
  - Temperature probe
  - Modular test leads (red, black)
  - Modular test probes (red, black)
  - Alligator clips (red, black)
  - Soft case

Check price and availability at [www.fluke.com/wtb](http://www.fluke.com/wtb)

# Fluke 87V Industrial Multimeter

## For industrial productivity



The Fluke 87V has measurement functions, troubleshooting features, resolution and accuracy to solve problems on motor drives, in-plant automation, power distribution and electro-mechanical equipment.

- Unique function for accurate voltage and frequency measurements on adjustable speed motor drives and electrically noisy equipment (87V and 28 II Ex)
- Large digit display with bright two level backlight makes the 87V significantly easier to read
- Measure 20 A for up to 30 seconds, 10 A continuously
- Optional magnetic hanger for easy setup and viewing while freeing your hands for other tasks (TPAK)
- Expanded capacitance range to 10,000  $\mu$ F

### Electrical safety

All inputs are protected to CAT III 1000 V and CAT IV 600 V. They can withstand impulses in excess of 8,000 V to help protect you from arc blast resulting from surges and spikes.

**Also available as 83V average responding multimeter, see below for specifications.**



## Features

Features	87V	83V
Peak capture to record transients as fast as 250 $\mu$ s	•	
Measure up to 1000 V ac and dc	•	•
Auto and manual ranging for maximum flexibility	•	•
Analog bargraph	•	•
Frequency to 200 kHz and % duty cycle	•	•
Min/Max and average recording to capture variations automatically	•	•
Relative mode to remove test lead resistance from low ohms measurements	•	•
Access door for fast battery changes without breaking the calibration seal	•	•
Limited lifetime warranty	•	•

## Specifications

Functions	Range and resolution	Basic accuracy	
		87V	83V
DC volts	600.0 mV, 6.000 V, 60.00 V, 600.0 V, 1000 V	0.05 %	0.1 %
AC volts	600.0 mV, 6.000 V, 60.00 V, 600.0 V, 1000 V	0.7 % (true-rms)	0.5 %
DC current	600.0 $\mu$ A, 6000 $\mu$ A, 60.00 $\mu$ A, 600.0 mA, 6.000 A, 10.00 A	0.2 %	0.4 %
AC current	600.0 $\mu$ A, 6000 $\mu$ A, 60.00 $\mu$ A, 600.0 mA, 6.000 A, 10.00 A	1.0 % (true-rms)	1.2 %
Temperature (excl. probe)	-200 $^{\circ}$ C to 1090 $^{\circ}$ C (-328 $^{\circ}$ F to 1994 $^{\circ}$ F)	1.0 %	—
Temperature Probe	-40 $^{\circ}$ C to 260 $^{\circ}$ C (-40 $^{\circ}$ F to 500 $^{\circ}$ F)	2.2 $^{\circ}$ C or 2 %	—
Resistance	600.0 $\Omega$ , 6.000 k $\Omega$ , 60.00 k $\Omega$ , 600.0 k $\Omega$ , 6.000 M $\Omega$ , 50.00 M $\Omega$	0.2 %	0.4 %
Capacitance	10.00 nF, 100.0 nF, 1.000 $\mu$ F, 10.00 $\mu$ F, 100.0 $\mu$ F, 9,999 $\mu$ F	1.0 %	1.0 %
Frequency	199.99 Hz, 1.9999 kHz, 19.999 kHz, 199.99 kHz	0.005 %	0.005 %

Battery life: 400 hours typical with backlight off. Size (LxWxD): 201 mm x 98 mm x 52 mm (7.9 in x 3.8 in x 2 in). Weight: 355 g (22 oz).

## Ordering information

Included accessories	Models
Test leads, alligator clips, holster, batteries (installed), temperature probe (87V only), manual information pack.	FLUKE-87-5 Industrial True-rms Multimeter with Temperature
	FLUKE-83-5 Industrial Multimeter
	FLUKE-87-5/E2 Industrial Electrician's Combo Kit

## Recommended accessories



**TPAK**  
Magnetic Meter Hanger  
See page 71



**TL220**  
SureGrip™ Industrial Test Lead Set  
See page 64



**TL175**  
TwistGuard™ Test Leads  
See page 66



**i400**  
AC Current Clamp  
See page 69



**C43**  
Small Soft Case  
See page 63



**CXT80**  
Extreme Case  
See page 63



**AC285**  
SureGrip™ Alligator Clips  
See page 66



**TL224**  
SureGrip™ Silicone Insulated Test Leads  
See page 66

## Recommended kits



### Fluke 87V/E2 Industrial Electrician's Combo Kit

- Industrial multimeter
- 1.5 m silicone test leads
- Removable probes with 4 mm of exposed metal for use on industrial circuits
- Retractable long reach alligator clips
- Meter hanging accessory
- Type K temperature probe
- Soft case

Check price and availability at [www.fluke.com/wtb](http://www.fluke.com/wtb)

# Fluke 27 II/28 II/28 II Ex Industrial IP67 Digital Multimeters



The 27 II, 28 II and 28 II Ex Digital Multimeters are designed for tough work environments. All three meters have IP 67 waterproof and dustproof rating. They both have an extended operating temperature range of -15 °C to + 55 °C (5 °F to 131 °F) and 95 % humidity.

- Unique function for accurate voltage and frequency measurements on adjustable speed motor drives and other electrically noisy equipment (28 II, 28 II Ex)
- Built-in thermometer conveniently allows you to take temperature readings without having to carry a separate instrument (28 II, 28 II Ex)
- Hi-resolution 20,000 count display mode (28 II, 28 II Ex)
- Resistance and continuity. Relative mode to remove test lead resistance from low ohms measurements
- Large digit display with bright, two-level backlight
- Backlit keypad buttons allow for easy visibility in low-lit areas
- Optional magnetic hanger for easy setup and viewing freeing your hands for other tasks
- U.S. Mine Safety and Health Administration (MSHA) approved (27 II, 28 II)
- Intrinsically safe certifications from the world's leading certification bodies (28 II Ex)



## Features

	27 II	28 II	28 II Ex
Tested to withstand a 3 m (10 ft) drop	•	•	•
Wide 1000 V measurement range	•	•	•
True-rms ac voltage and current for accurate measurements on non-linear signals	—	•	•
Low pass filter	—	•	•
Temperature	—	•	•
Average responding voltage and current measurements	•	—	—
10 A continuous (20 A for 30 seconds)	•	•	•
Frequency and capacitance	•	•	•
Record signal fluctuations using the Min/Max function	•	•	•

## Specifications

		27 II	28 II	28 II Ex
DC voltage	Range		0.1 mV to 1000 V	
	Accuracy	0.05 % + 1	0.05 % + 1	0.05 % + 1
AC voltage	Range		0.1 mV to 1000 V	
	Accuracy	0.5 % + 3	0.7 % + 4	0.7 % + 4
DC current	Range		0.1 µA to 10 A	
	Accuracy	0.2 % + 4	0.2 % + 4	0.2 % + 4
AC current	Range		0.1 µA to 10 A	
	Accuracy	1.5 % + 2	1.0 % + 2	1.0 % + 2
Resistance	Range		0.1 Ω to 50 MΩ	
Display counts		6000	6000/19,999	6000/19,999
Capacitance		1 nF to 9999 µF		10 nF to 9999 µF
Frequency		0.5 Hz to 199.99 kHz		
Temperature		-200 °C to +1090 °C		-200 °C to +1090 °C
Low pass filter (measurement on VSD's)		Yes		Yes
Compliance		CAT IV 600 V, CAT III 1000 V		
Measurement method		Avg. responding	True-rms	True-rms
Power		Three AA batteries		
Battery life		800 hours		400 hours
Dimensions (DxWxH)		6.35 cm x 10.0 cm x 19.81 cm (2.5 in x 3.93 in x 7.8 in)		
Weight with holster		698.5 g (1.54 lb)		

## Ordering information

Included accessories	Models	
Test leads, temperature probe, alligator clips, batteries, holster, manual information pack.	FLUKE-27-II	Industrial Multimeter
	FLUKE-28-II	Industrial Multimeter
	FLUKE-28-II EX	Intrinsically Safe Industrial Multimeter

## Specialty models

### Fluke 28 II Ex Intrinsically Safe True-rms Multimeter

See page 43 for more information.




## Recommended accessories



**TPAK**  
Magnetic Meter Hanger  
See page 71

**TLK-225**  
SureGrip™ Master Accessory Set  
See page 64



**PV350**  
Pressure-Vacuum Module  
See page 72

**i410**  
AC/DC Current Clamp  
See page 70




**CXT80**  
Extreme Hard Case  
See page 63

**C550**  
Tool Bag  
See page 63



**TL175**  
TwistGuard™ Test Leads  
See page 66

**TL225**  
Stray Voltage Adapter Test Lead Kit



**i2000 FLEX**  
AC Current Clamp  
See page 69

**C25**  
Meter Case  
See page 63

Check price and availability at [www.fluke.com/wtb](http://www.fluke.com/wtb)

# Fluke 179 Digital Multimeter

For maintenance and field service



The Fluke 179 True-rms Multimeter has the features needed to find most electrical and HVAC problems. Simple to use with significant improvements over the original Fluke 70 Series.

- Wide 1000 V measurement range
- True-rms for precise measurement of non-linear signals
- Capacitance, resistance, continuity and frequency
- Built-in thermometer (Fluke 179 only)
- Large, easy-to-read display
- Backlight for work in dimly lit areas (Fluke 177 and 179 only)
- Min/Max/Avg to record signal fluctuations
- Display hold and auto hold
- Manual and automatic ranging

## Electrical safety

All inputs are protected to measurement CAT III 1000 V and CAT IV 600 V. This meter can withstand transient impulses in excess of 8000 V to help protect you from arc blasts resulting from surges and spikes.

Also available the 175 and 177 multimeters, see below for specifications.



## Recommended accessories



**TPAK**  
Magnetic  
Meter Hanger  
See page 71



**TL81A**  
Deluxe Electronic  
Test Lead Set  
See page 64



**TL175**  
TwistGuard™ Test Leads  
See page 66



**i410**  
AC/DC Current Clamp  
See page 70



**CXT170**  
Extreme Hard Case  
See page 63



**C25**  
Meter Case  
See page 63

## Recommended kits



### 179/EDA2 Electronics Multimeter and Deluxe Accessory Combo Kit

- True-rms digital multimeter
- Electronic test probes
- SureGrip™ silicone test leads
- SureGrip™ heavy duty hook clips
- Type K temperature probe
- Meter hanging accessory
- Soft case



### 179/1AC-II Electrician's Multimeter and Voltage Tester Combo Kit

- True-rms digital multimeter
- Non-contact voltage detector
- Alligator clips
- SureGrip™ test probes
- Silicone test leads, 1.5 m
- Type K temperature probe
- Meter hanging accessory
- Soft case

## Features

Features	179	177	175
Max voltage	1000	1000	1000
True-rms	•	•	•
Temperature	•	—	—
Basic dc accuracy	0.09 %	0.09 %	0.15 %
Backlight	•	•	—
Min/Max/Avg	•	•	•
ToolPak meter hanging kit with magnet	Opt	Opt	Opt
Limited lifetime warranty	•	•	•

## Specifications

Functions	Range and resolution	Best accuracy
DC voltage	600.0 mV, 6.000 V, 60.00 V, 600.0 V, 1000 V	± 0.09 % (Models 177 and 179) ± 0.15 % (Model 175)
AC voltage <sup>1</sup>	600.0 mV, 6.000 V, 60.00 V, 600.0 V, 1000 V	± 1.0 % of reading
DC current	60.00 mA, 400.0 mA, 6.000 A, 10.00 A <sup>2</sup>	± 1.0 % of reading
AC current <sup>2</sup>	60.00 mA, 400.0 mA, 6.000 A, 10.00 A <sup>2</sup>	± 1.5 % of reading
Resistance	600.0 Ω, 6.000 kΩ, 60.00 kΩ, 600.0 kΩ, 6.000 MΩ, 50.00 MΩ	± 0.9 % of reading
Capacitance	1000 nF, 10.00 μF, 100.0 μF, 9999 μF	± 1.2 % of reading
Frequency <sup>3</sup>	99.99 Hz, 999.9 Hz, 9.999 Hz, 99.99 kHz	± 0.1 % of reading
Temperature (Model 179)	-40 °C to +400 °C (-40 °F to +752 °F)	1.0 % of reading

<sup>1</sup>All ac voltage and ac current ranges are specified from 5 % of range to 100 % of range.

<sup>2</sup>10 A continuous, 20 A for up to 30 seconds.

<sup>3</sup>Voltage frequency is specified from 2 Hz to 100 kHz. Current frequency is specified from 2 Hz to 30 kHz.

**Battery life:** 200 hours typical for alkaline.

**Size (HxWxL):** 4.3 cm x 9.0 cm x 18.5 cm (1.7 in x 3.5 in x 7.3 in).

## Ordering information

Included accessories	Models
Test leads, 9 V battery (installed) and manual. The Fluke 179 also includes a temperature probe.	FLUKE-179 Digital Multimeter
	FLUKE-175 Digital Multimeter
	FLUKE-177 Digital Multimeter
	FLUKE-179/1AC-II Electricians Combo Kit
	FLUKE-179/EDA2 Electronics Combo Kit

Check price and availability at  
[www.fluke.com/wtb](http://www.fluke.com/wtb)

# Fluke 233 Remote Display Digital Multimeter



The Fluke 233 Remote Display Digital Multimeter allows you to be in two places at once. The removable display solves several problems. First, you no longer have to hold both the meter and the test leads to make a measurement. It also allows you to measure where the measurement point is separated from controls or where the operator can't stay close to the meter during measurements due to various hazards or moving machinery.

- Wireless technology allows the display to be carried up to 30 feet away from the point of measurement for added flexibility
- The removable magnetic display can be conveniently mounted where it is easily seen
- Low-power 802.15.4 wireless technology does not interfere with measurement accuracy
- Use as a conventional multimeter when the display is connected
- True-rms ac voltage and current
- Built-in thermometer
- Auto power off maximizes battery life (400 hours)
- Radio transmitter automatically turns off when the display is connected to the meter
- Record signal fluctuations using the Min/Max function



## Features

Features
Measure up to 1000 V ac and dc
Measure up to 10 A (20 A for 30 seconds)
10,000 µF capacitance range
Frequency to 50 kHz
Resistance, continuity and diode test
Min/Max and average recording to capture variations automatically
Three-year warranty

## Specifications

Functions	Specifications
DC voltage	Range 0.1 mV to 1000 V
	Accuracy 0.25 % + 2
AC voltage	Range 0.1 mV to 1000 V
	Accuracy 1.0 % + 3
DC current	Range 0.001 A to 10 A
	Accuracy 1.0 % + 3
AC current	Range 0.001 A to 10 A
	Accuracy 1.5 % + 3
Resistance	Range 0.1 Ω to 40 MΩ
Capacitance	Range 1000 nF to 9999 µF
Frequency	0.1 Hz to 50.00 kHz
Temperature	-40 °C to +400 °C (-40 °F to 752 °F)
Power	Three AA batteries main body, two AA batteries display module
Battery life	400 hours
Compliance	CAT IV 600 V, CAT III 1000 V
Size (HxWxL)	5.3 cm x 5.3 cm x 19.3 cm (2.08 in x 2.08 in x 7.6 in)
Weight	604 g (1.3 lb)

## Ordering information

Included accessories	Models
Test leads, temperature probe, alligator clips, batteries, manual information pack.	FLUKE-233 Remote Display Multimeter

## Recommended accessories



**TPAK**  
Magnetic Meter Hanger  
See page 71



**TL220**  
SureGrip Industrial Test Lead Set  
See page 64



**80PK-22**  
SureGrip™ Immersion Temperature Probe  
See page 67



**i400s**  
AC Current Clamp  
See page 69



**80AK-A**  
Thermocouple Adapter  
See page 67



**AC285**  
SureGrip™ Alligator Clips  
See page 66



**TL175**  
TwistGuard™ Test Leads Meter Hanger  
See page 66



**TLK289**  
SureGrip Industrial Test Lead Set  
See page 64



**TP175**  
TwistGuard™ Test Probes  
See page 66



**FTP-1**  
SureGrip™ Fused Test Probe Set  
See page 66



**TL224**  
SureGrip™ Silicone Insulated Test Leads  
See page 66



**C35**  
Soft Carrying Case  
See page 63



**C101**  
Hard Case  
See page 63



**C781**  
Meter Case  
See page 63

Check price and availability at [www.fluke.com/wtb](http://www.fluke.com/wtb)

# Fluke 117 and 115 True-rms Digital Multimeters



The Fluke 117 Digital Multimeter includes integrated non-contact voltage detection to help get the job done faster. The Fluke 115 Digital Multimeter is the solution for a wide variety of electrical and electronic testing applications.

- VoltAlert™ technology for integrated non-contact voltage detection (117)
- AutoVolt feature for automatic ac/dc voltage selection (117)
- LoZ: Low input impedance prevents false readings due to “ghost voltage” (117)
- Large display and white LED backlight to work in poorly lit areas more effectively
- Compact ergonomic design for one-handed operation
- Min/Max/Avg to record signal fluctuations
- Compatible with optional magnetic hanger (TPAK) for hands free operation
- Current measurement 20 A (30 seconds momentary; 10 A continuous)
- Resistance, continuity, frequency and capacitance

Fluke 117



Fluke 115



## Features

Features	117	115	113
VoltAlert™ detector	•	—	—
AutoVolt/LoZ	•	—	LoZ
Analog bargraph	•	•	•
Large backlit digital display	•	•	•
True-rms for accurate measurements on non-linear loads	•	•	•
Min/Max recording	•	•	•
Display hold	•	•	•
3-1/2 digits	•	•	•
6000 counts	•	•	•
CAT III 600 V safety rated	•	•	•
Three-year warranty	•	•	•

## Specifications

Functions	117	115	113	Accuracy
Volts ac/dc	600 V	600 V	600 V	0.5 % + 2
Current ac/dc	10 A	10 A	—	1.0 % + 3
Resistance	40 MΩ	40 MΩ	60 kΩ	0.9 % + 2
Capacitance	1 nF to 9,999 μF	1 nF to 9,999 μF	—	1.9 % + 2
Diode test	Yes	Yes	Yes	—
Frequency	5 Hz to 50 kHz	5 Hz to 50 kHz	—	0.1 % + 2

## Ordering information

Included accessories	Models
Test leads, holster, users manual and 9 V battery (installed).	FLUKE-117 Multimeter with Non-Contact Voltage
	FLUKE-115 Multimeter
	FLUKE-113 Utility Meter
	FLUKE-117/323 Electrician's Combo Kit

## Specialty model

### Fluke 113

- Basic electrical and utility multimeter
- VCHEK™ LoZ low impedance measurement function to simultaneously test for voltage or continuity
- True-rms for accurate ac measurements on non-linear loads
- Record signal fluctuations using the Min/Max function
- Diode and capacitance measurements
- Integral holster with probe holders for easy storage
- Auto and manual ranging for added user functionality
- Meets CAT IV 600 V standards for a higher level of safety



## Recommended accessories



**TPAK**  
Magnetic Meter Hanger  
See page 71



**TL220**  
SureGrip Industrial Test Lead Set  
See page 64



**TL175**  
TwistGuard™ Test Leads  
See page 66



**C115**  
Soft Carrying Case  
See page 63

## Recommended kits



### 117/323 Electrician's Combo Kit

- True-rms digital multimeter with non-contact voltage detection
- Compact clamp meter
- Test lead set
- Magnetic meter hanging strap
- Deluxe carrying case with shoulder strap

Check price and availability at [www.fluke.com/wtb](http://www.fluke.com/wtb)



# Fluke 116 and 114 Digital Multimeters

## HVAC/R and electrical troubleshooting



Fluke 116



Fluke 114



The Fluke 116 Digital Multimeter was specifically designed for the HVAC professional. The Fluke 114 Digital Multimeter is the best troubleshooting tool for “go/no-go” testing.

- Built in thermometer for HVAC applications (116)
- Microamps to test flame sensors (116)
- AutoVolt: Automatic ac/dc voltage selection (114)
- LoZ: Helps prevent false readings due to ghost voltage
- Min/Max/Avg to record signal fluctuations
- Resistance, continuity, frequency and capacitance
- Large white LED backlight to work in poorly lit areas
- Compact ergonomic design for one-handed operation
- Compatible with optional magnetic hanger (TPAK)

### Recommended accessories

#### Fluke 116



**80AK-A**  
DMM Adapter  
See page 67



**80PK-22**  
SureGrip™ Immersion  
Temperature Probe  
See page 67



**80PK-8**  
Pipe Clamp  
See page 68



**80PK-27**  
SureGrip™ Industrial  
Surface Probe  
See page 67

### Recommended kits



Buy  
Combo Pack  
and Save

#### 116/323 HVAC Combo Kit

- HVAC multimeter with temperature and microamps
- Compact clamp meter
- Test lead set
- Pipe wrap thermocouple
- Thermocouple adapter
- Thermocouple bead probe
- Meter hanging accessory
- Deluxe carrying case with shoulder strap



Buy  
Combo Pack  
and Save

#### 116/62 MAX+ HVAC Combo Kit

- HVAC multimeter with temperature and microamps
- Infrared thermometer
- Test lead set
- Pipe wrap thermocouple
- Thermocouple adapter
- Type K integrated temperature probe
- Magnetic meter hanging strap
- Deluxe carrying case with shoulder strap

## Features

Features	116	114
Temperature	•	—
Microamps	•	—
Frequency	•	—
Capacitance	•	—
Diode test	•	—
AutoVolt/LoZ	•	•
Analog bargraph	•	•
Large backlit digital display	•	•
True-rms for accurate measurements on non-linear loads	•	•
Min/Max recording	•	•
Display hold	•	•
3-1/2 digits	•	•
6000 counts	•	•
CAT III 600 V safety rated	•	•
Three-year warranty	•	•

## Specifications

Functions	Range and resolution	Best accuracy
Volts ac/dc	600 V	0.5 % + 2
Current ac/dc (116 only)	600.0 μA	1.0 % + 2
Temperature (116 only)	+400 °C	1.0 % + 18
Resistance	40 MΩ	0.9 % + 2
Capacitance (116 only)	1 nF to 9,999 μF	1.9 % + 2
Frequency (116 only)	5 Hz to 50 kHz	0.1 % + 2

## Ordering information

Included accessories	Models
Test leads, integrated temperature probe (116 only), holster, users manual and 9 V battery (installed).	FLUKE-116 HVAC Multimeter with Temperature and Microamps FLUKE-114 Electrical Multimeter
	FLUKE-116/62 Max+ HVAC Combo Kit FLUKE-116/323 HVAC Combo Kit

Check price and availability at [www.fluke.com/wtb](http://www.fluke.com/wtb)

# Fluke 88V and 77 IV Digital Multimeters

For automotive, field service or bench repair



## Fluke 88V Automotive Multimeter

The Fluke 88V Automotive Multimeter is designed to help automotive professionals solve problems faster. This DMM has the measurement functions, troubleshooting features and accuracy to solve virtually any problem with conventional and hybrid vehicles.

- Automotive test functions include dc and ac voltage, resistance and current
- Min/Max recording for logging the highest and lowest readings over time
- Frequency measurements for magnetic sensors and ac/dc frequency signals
- Duty cycle for variable duty cycle signals with selectable trigger, slope and level
- Pulse width for fuel injector on-time measurements
- Conductance testing for secondary ignition coils
- RPM measurements for DIS and conventional ignition systems
- Built-in thermometer



## Fluke 77 IV Digital Multimeter

The Fluke 77 IV Digital Multimeter has the features needed to repair most electrical and electronic problems. This meter is simple to use and has significant improvements over Fluke's original 70 Series with more measurement functions, conformance to the latest safety standards, and a much larger display that is easier to view.

- Wide 1000 V measurement range
- Average responding ac measurements
- 0.3 % accuracy
- 10 amps continuous
- Frequency and capacitance
- Resistance and continuity
- Large display
- Backlight for work in dim areas
- Min/Max to record signal fluctuations
- Integral holster with probe holders
- Free your hands with the optional TPAK magnetic hanger
- Auto and manual ranging



## Specifications

	88V	77IV
V dc	1000 V	1000 V
V ac	100 V	100 V
A dc	10 A	10 A
A ac	10 A	10 A
Resistance	50 MΩ	50 MΩ
Capacitance	9,999 μF	9,999 μF
Frequency	200.00 kHz	99.99 kHz
Duty Cycle	99.9 %	—
Temperature	1994.0 °F (1090 °C)	—
Conductance	60.00 nS	—

## Ordering information

Included accessories	Models
Test leads, manual information pack and 9 V battery (installed).	FLUKE-88-5 Automotive Multimeter
	FLUKE-77-4 Digital Multimeter
	FLUKE-88-5/A KIT Automotive Multimeter Combo Kit

## Recommended accessories

### Fluke 88V



**TLK281**  
Automotive Test Lead Kit  
See page 65



**TLK282**  
Deluxe Automotive Test Lead Kit  
See page 65

### Fluke 77 IV



**TPAK**  
Magnetic Meter Hanger  
See page 71



**i400**  
AC Current Clamp  
See page 69



**TL175**  
TwistGuard™ Test Leads  
See page 66



**TLK-225**  
SureGrip™ Master Accessory Kit  
See page 64



**i2000 Flex**  
AC Current Clamp  
See page 69



**C35**  
Soft Carrying Case  
See page 63

## Recommended kits



### 88V/A Combo Kit

- Automotive multimeter
- Heat resistant silicone test leads
- Removable sharp point test probes
- Large jaw alligator clips
- Temperature probe
- Inductive pick-up
- Automotive backprobe pins
- Insulation piercing probe
- Meter hanging accessory
- Durable carrying case

Check price and availability at [www.fluke.com/wtb](http://www.fluke.com/wtb)



# Fluke CNX® Wireless Team

Find it. Fix it. Fast.

Fluke CNX Wireless Test Tools work together to help you troubleshoot faster. With the CNX team, measurements are:

- Simultaneous
- Remote
- Recordable



The CNX wireless multimeter displays readings from up to three wireless modules, plus the meter. The laptop displays readings from up to 10 modules in the CNX sw3000 software.

The wireless thermal imagers display readings from up to five wireless modules in the thermal image. Download your image into SmartView® software to create thorough, professional reports.



## Fluke CNX® Wireless System



### Fluke CNX Wireless Multimeter

- Full-function digital multimeter with wireless connectivity
- CAT III 1000 V, CAT IV 600 V



### Fluke CNX a3000 Wireless AC Current Clamp Module

- True-rms ac current clamp
- Measure up to 400 A
- Log MIN/MAX/AVG readings



### Fluke Ti1XX Series Thermal Imagers

- Wireless connectivity available on all models
- IR-Fusion® technology (all but Ti100)
- Sleek and rugged – designed to withstand a 2 meter drop



### Fluke CNX t3000 Wireless Temperature Module

- K-type thermocouple thermometer
- Measure up to 1372 °C
- Log MIN/MAX/AVG readings



### Fluke CNX i3000 Wireless iFlex™ AC Current Module

- True-rms ac flexible current probe
- Measure up to 2500 A
- Log MIN/MAX/AVG readings



### Fluke CNX pc3000 Wireless PC Adapter

- Communicate real-time readings or transfer logged readings to your computer
- Easily download data for reports



### Fluke CNX v3000 Wireless AC Voltage Module

- Measure up to 1000 V true-rms ac
- Log MIN/MAX/AVG readings

Learn more: [www.fluke.com/cnx](http://www.fluke.com/cnx)

## Fluke CNX Wireless Solution Kits



General Purpose



HVAC



Industrial

# Fluke 1587 and 1577 Insulation Multimeters



Fluke 1587

## Two powerful tools in one

The Fluke 1587 and 1577 Insulation Multimeters combine a digital 1 kV insulation tester with a full-featured, true-rms digital multimeter in a single compact, handheld unit, which provides maximum versatility for both troubleshooting and preventive maintenance.

- Insulation test (1587: 0.01 MΩ to 2 GΩ) (1577: 0.1 MΩ to 600 MΩ)
- Insulation test voltages (1587: 50 V, 100 V, 250 V, 500 V, 1000 V), (1577: 500 V, 1000 V) for many applications
- Live circuit detection prevents insulation test if voltage > 30 V is detected for added user protection
- Auto-discharge of capacitive voltage for added user protection
- Filter for motor drive measurements (1587 only)
- AC/DC voltage, dc millivolts, ac/dc milliamps, resistance (Ω), and continuity
- Capacitance, diode test, temperature, Min/Max, and frequency (Hz) (1587 only)
- Auto power off to save battery power
- Large display with backlight and large digits
- Included accessories: Remote probe, test leads and probes, alligator clips, (Type K thermocouple, 1587 only)
- Accepts optional Fluke TPAK magnetic hanging system to free your hands for other work
- Rugged, utility hard case allows you to bring everything you need for the job



Fluke 1577



## Specifications

Features	1587	1577	1507	1503
Insulation test voltages 50 V, 100 V, 250 V, 500 V, 1000 V	•	–	•	–
Insulation test voltages 500 V, 1000 V	–	•	–	•
Insulation resistance	0.01 MΩ to 2.0 GΩ	0.1 MΩ to 600 MΩ	0.01 MΩ to 10 GΩ	0.1 MΩ to 2 GΩ
Auto-discharge of capacitive voltage	•	•	•	•
Insulation test smoothing reading	•	–	–	–
Frequency	•	–	–	–
Capacitance	•	–	–	–
Diode test	•	–	–	–
Temperature	•	–	–	–
Min/Max	•	–	–	–
Low-pass filter (for work on VSDs)	•	–	–	–
AC/DC voltage	•	•	–	–
DC millivolts	•	•	–	–
AC/DC milliamps	•	•	–	–
Resistance	0.1 Ω to 50 MΩ	0.1 Ω to 50 MΩ	0.1 Ω to 20.00 KΩ	0.1 Ω to 20.00 KΩ
Continuity	•	•	–	–
Warranty	Three-year	Three-year	One-year	One-year
Remote probe, test leads, alligator clips	•	•	•	•
Type K thermocouple	•	–	–	–
Rugged, utility hard case	•	•	•	•
Auto power off	•	•	•	•
Page number	17	17	24	24

## Ordering information

Included accessories	Models
Remote probe, test leads, alligator clips, Type K thermocouple (1587 only), hard case and users manual.	FLUKE-1577 Insulation Multimeter
	FLUKE-1587 Insulation Multimeter
	FLUKE-1587/ET Advanced Electrical Troubleshooting Kit
	FLUKE-1587/MDT Advanced Motor and Drive Troubleshooting Kit

## Recommended accessories



**TPAK**  
Magnetic Meter Hanger  
See page 71



**i400**  
AC Current Clamp  
See page 69



**C100**  
Universal Carrying Case  
See page 63



**TL27**  
Heavy Duty Test Leads

## Recommended kits

### Get more value and productivity

Establishing a preventive maintenance program is becoming critical to maintaining the uptime of electrical equipment and can significantly reduce both planned and unplanned downtime. Unplanned downtime costs are difficult to calculate, but are often significant. For some industries, it can represent 1 % to 3 % of revenue (potentially 30 % to 40 % of profits) annually.

These kits can help you be proactive and efficient with your maintenance and can save you up to 10 % off the individual price of the tools.



### Fluke 1587/ET Advanced Electrical Troubleshooting Kit includes:

- Fluke 1587 Insulation Multimeter
- Fluke i400 Current Clamp
- Fluke 62 MAX+ Infrared Thermometer



### Fluke 1587/MDT Advanced Motor and Drive Troubleshooting Kit includes:

- Fluke 1587 Insulation Multimeter
- Fluke i400 Current Clamp
- Fluke 9040 Phase Rotation Indicator

Check price and availability at [www.fluke.com/wtb](http://www.fluke.com/wtb)

# Fluke 8846A/8845A/8808A Precision Bench Multimeters



Fluke 8846A



Fluke 8845A



Fluke 8808A



## Fluke 8846A/8845A 6.5 Digit Precision Multimeters

These digital multimeters perform the functions you would expect to see in a multifunction DMM, including measuring volts, ohms and amps. Basic V dc accuracy of up to 0.0024 %, 10 A current range, and a wide ohms range give you an unbeatable combination of measurement capability.

Extend the meters' utility even more with their graphical display modes, including Trendplot™ paperless recorder mode, statistics and histograms—features you won't find on other multimeters

- 6.5 digit resolution
- Up to 0.0024 % accuracy
- Graphical analysis modes: TrendPlot, Histogram, and Statistics
- Dual measurement inputs: front/rear
- Dual measurement display
- Wide measurement ranges
- IEEE, LAN, RS-232 interfaces
- USB memory device port (8846A)
- TL2X4 wire measurement technique
- Three-year warranty

## Fluke 8808A 5.5 Digit Multimeter

The Fluke 8808A multimeter has a broad range of functions, measuring volts, ohms and amps with a basic V dc accuracy of 0.015 %. The meter is easy to use and include innovative functions to simplify routine testing and precision 4 wire resistance measurements.

- 5.5 digit resolution
- Up to 0.015 % accuracy
- Dual measurement display
- Sensitive dc leakage current ranges
- Front panel setup keys
- TL2X4 wire measurement technique
- Three-year warranty

## Sample screens

### Fluke 8846A/8845A



Built-in TrendPlot graphically plots extent of drift and intermittent events.



Critical measurement statistics are conveniently displayed together.



Histogram mode can reveal stability or noise problems.



Perform two interrelated measurements like volts and amps, or volts ac and frequency (and 8808A).



Measure sensitive dc currents accurately using unique design that minimizes measurement error due to shunt burden voltages (8808A only).

## Recommended accessories



**TL2X4W-TWZ**  
2x4-Wire Ohms  
Tweezers Test Leads



**TL2X4W-PTH**  
2x4-Wire Ohms  
Test Lead



**Y8846D**  
Rack Mount Kit,  
Dual

Check price and availability at  
[www.fluke.com/wtb](http://www.fluke.com/wtb)

## Specifications

	Fluke 8808A	Fluke 8845A	8846A
Display	Dual	Dual, graphical	
Resolution (digits)	5.5	6.5	
Measurements	V ac, V dc, I dc, I ac, Ω, Cont, Diode	V ac, V dc, I dc, I ac, Ω, Cont, Diode	
Basic V dc accuracy (% Reading + % Range)	0.015 + 0.003	0.0035 + 0.0005	0.0024 + 0.0005
Advanced measurements/functions	2x4 wire ohms, freq, i-Leakage dedicated setup keys	2x4 wire ohms, freq, period	2x4 wire ohms, freq, period, capacitance, temp (RTD)
Math	Null, dBm, dB, Min, Max	Null, dBm, dB, Min, Max, Ave, Std Deviation, MX+B	
Analysis	Limit Compare	Limit Compare, TrendPlot, Histogram, Statistics	
USB memory device port	No	No	Yes
Interfaces	RS-232, USB via optional adapter	RS-232, IEEE-488.2, LAN, USB via optional adapter	
Safety rating	CAT I 1000 V, CAT II 600 V	CAT I 1000 V, CAT II 600 V	

## Ordering information

Included accessories	Models
Power cord, test lead set, programmers manual/users manual on CD, FVP-BASIC, FlukeView Forms Software Basic Version.	FLUKE-8846A 6.5 Digit Precision Multimeter, 24 ppm USB memory FLUKE-8845A 6.5 Digit Precision Multimeter, 35 ppm
Test leads, line cord, getting started guide, users manual on CD.	FLUKE-8808A 5.5 Digit Multimeter

# Fluke 424D, 419D and 414D Laser Distance Meters

**New**



Fluke 424D

## Introducing the next generation of Fluke Laser Distance Meters

Measure farther, with greater accuracy, in more situations.

- **Instant measurements up to 100 m (330 ft):** Just point, click, done
- **Measure with greater accuracy:** Up to  $\pm 1$  mm, no scales to interpret or misread
- **Do the work of two:** Instead of holding the tape, your helper can do other jobs
- **Speed up the job:** Easily measure hard-to-access areas, like high ceilings, without climbing a ladder
- **Keep it on the level:** New inclination sensor on the Fluke 424D helps with leveling, height tracking, measuring around obstacles
- **Reduce estimating errors—let the meters do the math:** Find area and volume. Easily add and subtract distances. Use Pythagoras calculations for height
- Three-year warranty



Fluke 419D



Fluke 414D



Complies with FDA 21 CFR 1040.10,11 except for deviations pursuant to Laser Notice No 50.

## Recommended kits



### 414D/62 Max+ Kit

- Fluke 414D Laser Distance Meter
- Fluke 62 Max+ Infrared Thermometer
- Soft pouch for 414D

## Other products

### Fluke 62 Max and 62 Max+ Infrared Thermometers



Designed with your on-the-job needs in mind, the new Fluke 62 MAX and 62 MAX+ infrared thermometers are everything you'd expect from the experts in measurement tools. Small in size, extremely accurate and very easy to use. IP54 rated for dust and water resistance. Precise yet rugged enough to take a 3-meter drop. In fact, the 62 MAX and 62 MAX+ are so tough, they're the only IR thermometers around you can handle without care..

For more information, go to [www.fluke.com/62max](http://www.fluke.com/62max)

## Specifications

Features	Fluke 424D	Fluke 419D	Fluke 414D
Maximum measurement distance	100 m (330 ft)	80 m (260 ft)	50m (165ft)
Accuracy	$\pm 1$ mm ( $\pm 0.04$ in)	$\pm 1$ mm ( $\pm 0.04$ in)	$\pm 2$ mm ( $\pm 0.08$ in)
Battery life (number of measurements)	5000	5000	3000
Area measurement	Yes	Yes	Yes
Volume measurement	Yes	Yes	Yes
Pythagoras calculations	Full	Full	1+2
Plus and minus calculations	Yes	Yes	Yes
Measurement storage	20 complete displays	20 complete displays	5 results
Backlight	Yes	Yes	No
Minimum/Maximum	Yes	Yes	Yes(Pyth)
Audible keypad feedback	Yes	Yes	-
Tripod mount	Yes	Yes	-
Corner angle measurement	Yes	-	-
Stake out	Yes	Yes	-
Dust and splash proof	IP54	IP54	IP40
Compass	Yes	-	-
Inclination sensor	Yes	-	-
Display	4 line	3 line	2 line
Automated end-piece correction	Yes	-	-

## Ordering information

Included accessories	Models
Two AAA batteries, users manual on CD, quick start guide, nylon carrying case.	FLUKE-424D Laser Distance Meter 100m (330 ft)
	FLUKE-419D Laser Distance Meter 80m (260 ft)
	FLUKE-414D Laser Distance Meter 50m (165 ft)
	FLUKE-414D/62 Max+ Laser Distance Meter/Infrared Thermometer Combo Kit
	FLUKE-62 MAX+ Dual laser infrared thermometer, 12:1 spot
	FLUKE-62 MAX Single laser infrared thermometer, 10:1 spot

Check price and availability at [www.fluke.com/wtb](http://www.fluke.com/wtb)

# Fluke 1625 and 1623 Geo Earth Ground Testers



Fluke 1625



Fluke 1623

The Fluke 1625 and 1623 Earth Ground Testers not only measure ground resistance using the classic “fall of potential test,” but also enable time saving testing using “selective” and “stakeless” methods. “Selective” testing does not require the electrode under test to be disconnected during the measurement, thus increasing safety. The simple “stakeless” method quickly checks ground connections using two current transformers (probes) clamped around the ground conductor under test. Offering “one-button” simplicity, the 1623 is an all-in-one earth ground tester, while the 1625 has extra versatility for more demanding applications.

The 1623 is perfect for performing predictive maintenance checks of commercial and industrial applications. The 1625 is intended for electrical utility or other electrically noisy environments.

### Earth ground resistance and soil resistivity should be measured when:

- Designing earth ground systems
- Installing new ground system and electrical equipment
- Periodically testing ground and lightning protection systems
- Installing large electrical equipment such as transformers, switchgears, machines, etc.

### Recommended accessories



**EI-1623**  
Selective/stakeless  
clamp set for 1623



**EI-1625**  
Selective/stakeless  
clamp set for 1625



**ES-162P3**  
Stake/reel set for  
3-pole measurements



**ES-162P4**  
Stake/reel set for  
4-pole measurements



**EI-162BN**  
Split Core Transformer  
for use with Fluke 1625

### Recommended kits



#### Fluke 1625 Kit

- Fluke 1625 tester
- Two test leads
- Four earth ground stakes
- Three cable reels with wire (2-25 m, 1-50 m)
- Two clamps (one inducing, one sensing)
- Rugged carrying case



#### Fluke 1623 Kit

- Fluke 1623 tester
- Two test leads
- Four earth ground stakes (2 m to 25 m)
- Three cable reels with wire (2 m to 25 m, 1 m to 50 m)
- Two clamps (one inducing, one sensing)
- Rugged carrying case

## Specifications

Features	1625	1623	1621
One-button measurement concept	–	•	•
3-pole earth ground measurement	•	•	•
4-pole earth ground measurement	•	•	–
4-pole soil resistivity testing	•	•	–
2-pole resistance measurement ac	•	•	•
2-and 4-pole resistance measurement dc	•	–	–
Selective testing, no disconnection of ground conductor (1 clamp)	•	•	–
Stakeless testing, quick ground loop testing (2 clamps)	•	•	–
Measuring frequency 128 Hz	–	•	•
Earth impedance measurement at 55 Hz	•	–	–
Automatic frequency control (AFC), 94 Hz to 128 Hz	•	–	–
Measuring voltage switchable 20 V/48 V	•	–	–
Programmable limits, settings	•	–	•
Continuity with buzzer	•	–	–
Dust/water resistance	IP 56	IP 56	IP 40
Safety rating	CAT II 300 V	CAT II 300 V	CAT II 600 V
Two-year warranty	•	•	•

- \* In favorable conditions (optimal target surface, room temperature) up to 10 m (33 ft). In unfavorable conditions, such as intensive sunshine, very weak reflecting target surface, or large temperature fluctuations, measuring accuracy may deteriorate to approx.  $\pm 0.25$  mm/m ( $\pm 0.003$  in/ft) for distances above 10 m (33 ft).
- \*\* In favorable conditions (optimal target surface, room temperature) up to 10 m (33 ft). In unfavorable conditions, such as intensive sunshine, very weak reflecting target surface, or large temperature fluctuations, the deviation over distances 10 m (33 ft) can increase by approx.  $\pm 0.15$  mm/m ( $\pm 0.0018$  in/ft).

## Ordering information

Included accessories	Models
Test leads, alligator clips, users manual.	FLUKE-1625 Advanced GEO Earth Ground Tester FLUKE-1623 Basic GEO Earth Ground Tester
Test leads, alligator clips, stake/reel set 4-pole, selective/stakeless clamp set, rugged carrying case, users manual.	FLUKE-1625 KIT Advanced GEO Earth Ground Tester Kit FLUKE-1623 KIT Basic GEO Earth Ground Tester Kit

These products are for unpowered installations measuring grounding connections.

Check price and availability at  
[www.fluke.com/wtb](http://www.fluke.com/wtb)



# Fluke 1621 Basic Earth Ground Tester

## Earth ground tester for resistance measurement



The Fluke 1621 Earth Ground Tester is a rugged, easy-to-use tester for three-pole ground resistance measurements and two-pole ac resistance measurements.

Earth ground resistance is measured by installing earth ground test electrodes, and testing with the Fluke 1621. Earth ground resistance measurements are used to ensure safe operation and reduce power quality problems. With a simple user interface and intuitive functionality, the large, clear LCD display provides high visibility results in daylight or poor lighting conditions. The 1621 is lightweight making it ideal to test for lightning protection levels and periodic check-ups during routine maintenance.

- Three-pole earth resistance measurements
- Two-pole ac resistance measurements
- AC/DC voltage measurement
- Large dual backlit display
- Limit settings for automatic measurement evaluation
- CAT II 600 V
- Two-year warranty

Feature comparison on page 20.

# Fluke 1630 Earth Ground Clamp Meter



The Fluke 1630 Earth Ground Clamp Meter is able to measure ground loop resistances—using the stakeless testing method. This test technique eliminates the dangerous, and time-consuming activity, of disconnecting parallel grounds, as well as the process of finding suitable locations for auxiliary ground stakes. You can also perform earth ground tests in places you have not considered before: inside buildings, on power pylons or anywhere you don't have access to soil.

With the stakeless testing method, the Fluke 1630 Earth Ground Clamp Meter is placed around the earth ground rod or the connecting cable. No earth ground stakes are used at all. A known voltage is induced by one half of the clamp and the current is measured by the other half. The tester automatically determines the ground loop resistance at this grounding connection. Gone are the days of spending time placing and connecting stakes for each earth ground rod on your system—a major time saver.

- Quick and easy use—no earth ground stakes are necessary
- Large, 35 mm (1.35 in) jaw opening
- Measures ground resistance from 0.025 Ω to 1500 Ω
- Measures ground leakage current from 0.2 mA to 30 A
- High and low alarming
- Automatic self calibration
- Rugged carrying case and resistance check loop included
- Two-year warranty

### Ordering information

Included accessories	Models
Two measuring leads with alligator clips, 2 m (6 ft), yellow protective holster, 9 V alkaline battery (LR61), users manual, CD.	FLUKE-1621 Basic Earth Ground Tester
1-50 m cable reel, 1-25 m cable reel, 3 earth stakes, 2 test leads, 2 alligator clips, carrying case, yellow protective holster, 9 V alkaline battery (LR61), users manual, CD.	FLUKE-1621 KIT Basic Earth Ground Tester Kit
Rugged carrying case with belt, resistance test loop, 9 V battery, users manual.	FLUKE-1630 Earth Ground Clamp Meter

These products are for unpowered installations measuring grounding connections.

### Recommended accessories



### Recommended kits



- Fluke 1621 Tester**
- Two cable reels with wire (1-50 m, 1-25 m)
  - Three earth ground stakes
  - One test lead (red and black 2 m)
  - Two alligator clips
  - Hard carrying case

# Fluke T5, T+PRO, T+ Electrical Testers and VoltAlert™



Fluke T+PRO

Fluke T5-1000



Fluke LVD2

Fluke 1AC-II

Fluke 2AC

## Fluke T+PRO and T+ Electrical Testers

- Three forms of ac/dc voltage detection: Light, sound and vibration
- Detects live voltage even when batteries are dead
- Extra heavy-duty, replaceable test leads
- Rotary field indicator for troubleshooting three-phase systems
- Continuity beeper, LED flashlight and GFCI trip

## Fluke T5 Voltage, Continuity and Current Testers

- Excellent front-line troubleshooting and measurement tool
- Available in 600 V and 1000 V models
- Digital display
- OpenJaw™ current measurement
- Rotary switch selects volts, amps and ohms functions
- Heavy-duty test leads

## Fluke VoltAlert™ Family

The next generation VoltAlert™ ac non-contact voltage testers from Fluke are easy to use. Electricians, maintenance, service and safety personnel, and homeowners can quickly test for energized circuits in the workplace or at home. Certified up to CAT IV 1000 V.

## Recommended accessories



**H5**  
Electrical Tester Holster  
See page 63



**T5-RLS**  
T5 Replacement Test Leads



**T5 Kit**  
Starter Kit  
See page 64



**C520A**  
Premium Leather Holster  
See page 63

## Recommended kits

### T+PRO-1AC Kit

- T+PRO Electrical Tester
- 1AC-II VoltAlert™



### 62 MAX+/T+PRO/1AC Kit

- 62 MAX+ IR Thermometer
- T+PRO Electrical Tester
- 1AC-II VoltAlert™
- Carrying case



### T5-1000 Tester Kit

- T5-1000 Voltage Electrical Tester
- 2AC VoltAlert™ Voltage Detector
- H5 Holster



### VoltAlert™ Multi Pack

Includes five Fluke VoltAlert™ voltage detectors. The special kit pricing gets you the fifth VoltAlert™ free.



Check price and availability at [www.fluke.com/wtb](http://www.fluke.com/wtb)

## Specifications

Functions	T+PRO	T+	T5-1000	T5-600
Measure ac/dc voltage	Preset 12 V, 24 V, 48 V, 120 V, 208 V, 240 V, 277 V (Canada 347 V), 480 V, 600 V		1000 V	600 V
Measure ac current (average)	—	—	100 A	100 A
Measure continuity	Yes	Yes	< 25 Ω	< 25 Ω
Measure resistance	9.99 kΩ	—	1000 Ω	1000 Ω
DC polarity indicator	—	—	Yes	Yes
Detachable probe tips with optional probe tips styles	Yes	Yes	Yes	Yes
Digital display	Yes	No	Yes	Yes
Safety rating	CAT IV 600 V/ CAT III 1000 V	CAT IV 600 V/ CAT III 1000 V	1000 V Overvoltage CAT III	600 V Overvoltage CAT III
Warranty	Two-year	Two-year	Two-year	Two-year

\*Voltage levels will vary depending on country of intended use.

Functions	2AC	1AC-II	1LAC-II	LVD2
Voltage range	90 V ac to 1000 V ac	90 V ac to 1000 V ac	20 V ac to 90 V ac	90 V ac to 600 V ac
Audible alert	—	•	•	•
Flashlight	—	—	—	•
On/Off	Always on	•	•	•
Safety rating	CAT IV 1000 V	CAT IV 1000 V	CAT IV 1000 V	CAT IV 600 V

## Ordering information

Included accessories	Models
The T+ and T+PRO come with attached test probes, lead wrap, users manual.	T+PRO and T+PRO CAN Electrical Tester
	T+ and T+ CAN Electrical Tester
	T+PRO-1AC KIT Electrical Tester and AC Voltage Detector Kit
	T+PRO CAN-1AC KIT Electrical Tester and AC Voltage Detector Kit
	62 Max+-T+PRO-1AC KIT IR Thermometer, Electrical Tester and AC Voltage Detector Kit
The T5-1000 and T5-600 come with detachable probes and instruction sheet.	T5-1000 1000 V Voltage, Continuity and Current Tester
	T5-600 600 V Voltage, Continuity and Current Tester
	T5-H5-1AC KIT Voltage, Continuity and Current Tester Kit
	2AC VoltAlert™ Voltage Detector
	2AC SPK VoltAlert™ Voltage Detector 5 Pack
	1AC-II VoltAlert™ Voltage Detector
	1AC-II SPK VoltAlert™ Voltage Detector 5 Pack
	1LAC-II VoltAlert™ Voltage Detector
LVD2 Volt Light	

# Fluke 975 AirMeter™

## Simple, one-touch air velocity



The Fluke 975 AirMeter™ combines five powerful air quality tools into one. Identify and diagnose indoor air quality issues quickly and easily with one rugged, handheld device.

- Simultaneously measures, logs and displays temperature, humidity, CO<sub>2</sub> and CO on a bright, backlit LCD display
- % of outside air calculation
- One-touch air flow and velocity with available probe\*
- Dew point and wet bulb temperature
- CO<sub>2</sub> and CO field calibration feature
- Min/Max/Avg on all measured and calculated readings
- Audible and visual threshold alarms
- Extensive discrete or continuous data logging capacity, downloadable to PC via USB interface
- Includes NIST-traceable certificate of calibration
- Automatically compensates for barometric pressure changes
- Two-year warranty

\*Included with Fluke 975V, optional with Fluke 975.



### Fluke 922 Airflow Meter/Micromanometer

Make airflow measurements easy by combining differential pressure, air flow and velocity into a single, rugged meter. Used with any pitot tube, the Fluke 922 is the perfect entry point for technicians measuring air flow for the first time, yet powerful enough for advanced users.

- Measures differential and static pressure, air velocity and flow readings
- User-defined duct shape and size for maximum airflow accuracy
- Bright, backlit display
- Min/Max/Avg/Hold functions
- Auto power off

## Specifications

975 features	Range	Display resolution	Accuracy
Temperature	-20 °C to 50 °C (-5 °F to 122 °F)	0.1 °C (0.1 °F)	± 0.9 °C/± 1.62 °F from 40 °C to 60 °C ± 0.5 °C/ ± 1.00 °F from 5 °C to 40 °C ± 1.1 °C/± 1.98 °F from -20 °C to 5 °C
Relative humidity	10 % to 90 % RH non-condensing	1 %	± 2 % RH (10 % RH to 90 % RH)
Air velocity	50.0 fpm to 3000 fpm 0.25 m/sec to 15 m/sec	1 fpm (0.005 m/sec)	± 4 % or 4 fpm* ± 4 % or 0.02 m/sec* whichever is greater * Accuracy specification only valid for velocity readings above 50 fpm
CO <sub>2</sub>	0 ppm to 5000 ppm	1 ppm	Warm up time 1 min (5 minutes for full specification) 2.75 % + 75 ppm
CO	0 ppm to 500 ppm	1 ppm	± 5 % or ± 3 ppm, whichever is greater, @ 20 °C and 50 % RH

922 features	Range	Accuracy
Air pressure	± 4000 Pascals / ± 16 in H <sub>2</sub> O / ± 400 mm H <sub>2</sub> O / ± 40 mbar / ± 0.6 PSI	± 1 % + 1 Pascal / ± 1 % + 0.01 in H <sub>2</sub> O / ± 1 % + 0.1 mm H <sub>2</sub> O / ± 1 % + 0.01 mbar / ± 1 % + 0.0001 PSI
Air velocity	250 fpm to 16,000 fpm (1 to 80 m/s)	± 2.5 % of reading at 2000 fpm (10.00 m/s)
Air flow (volume)	0 to 99,999 cfm; 0 to 99,999 m <sup>3</sup> /hr; 0 to 99,999 l/s	Accuracy is a function of velocity and duct size
Temperature	0 °C to 50 °C (32 °F to 122 °F)	0.1 °C (0.1 °F)
Data storage	99 readings	
Warranty	Two-year	
Power	Four AA batteries	

## Ordering information

Included accessories	Models
Calibration cap, air velocity probe (Fluke 975V only), FlukeView® Forms software, power adapter, international power plugs, hard carrying case, three AA alkaline batteries, users manual with safety information.	FLUKE-975 AirMeter™ FLUKE-975V AirMeter™ with Velocity
Two rubber hoses, soft carrying case, four AA alkaline batteries 1.5 V, users manual.	FLUKE-922 Airflow Meter
12 inch pitot tube, two rubber hoses, ToolPak Magnetic Meter Hanging Kit, hard carrying case, four AA alkaline batteries 1.5 V, users manual.	FLUKE-922/KIT Airflow Meter Kit

## Recommended accessories

**Fluke 975VP**  
AirMeter Velocity Probe for use with Fluke 975 AirMeter.



## Recommended kits

- Fluke 975V**
- 975 AirMeter™
  - Calibration cap
  - Air velocity probe
  - FlukeView® Forms software
  - Power adapter
  - International power plugs
  - Hard carrying case
  - Three AA alkaline batteries
  - Users manual with safety information



- Fluke 922/Kit**
- 922 Airflow meter
  - 12 inch pitot tube
  - Two rubber hoses
  - TPak magnetic strip
  - TPak strap, 9 inches
  - TPak latch tab
  - Four AA 1.5 V alkaline batteries
  - Users manual
  - Hard carrying case



Check price and availability at  
[www.fluke.com/wtb](http://www.fluke.com/wtb)

# Indoor Air Quality Tools

## Tools to help you maintain good IAQ



### Fluke 971 Temperature Humidity Meter

Temperature and humidity are two important factors in maintaining optimal comfort levels and good indoor air quality. Quickly and conveniently take accurate humidity and temperature readings with the Fluke 971. The Fluke 971 is invaluable for facility maintenance and utility technicians, HVAC-service contractors, and specialists who assess indoor air quality (IAQ). Lightweight and easy to hold, the Fluke 971 is the perfect tool for monitoring problem areas. With a rugged holster and protected sensor, the Fluke 971 is built to perform and made to last.

#### Features:

- New and improved digital sensor for faster response times
- Backlit dual display of humidity and temperature
- Measures dew point and wet bulb temperatures
- 99 record storage capacity
- Ergonomic design with belt clip and protective holster
- Compact and lightweight at 188 g (6.6 oz)
- Temperature range from -20 °C to 60 °C (-4 °F to 140 °F)
- Relative humidity from 5 % to 95 %
- Min/Max/Avg/Hold functions
- Low battery indicator
- One-year warranty



### Fluke 985 Airborne Particle Counter

The new Fluke 985 Particle Counter is ideal for troubleshooting and monitoring indoor air quality issues and verifying HVAC filter performance in critical locations. With its easy to read and fully configurable channel display, lightweight yet rugged form and highly accurate measurements, the Fluke 985 is the perfect tool for the maintenance, HVAC, and IAQ professional.

- **Six channels and particle size range of 0.3 µm to 10.0 µm:** Assures accurate measurements even for critical locations requiring ISO Class 5 – 9 certification.
- **Ultra-lightweight and ergonomic design:** Promises easy single-hand operation in tight or awkward spaces with less operator fatigue
- **Long battery life:** Ten hours of standard-use battery life to last a full work day
- **Large 3.5 inch QVGC color display:** Easy navigation and viewing with the intuitive icons and large font options
- **10,000 record storage:** Quick access to historical data
- **On-screen data presentation:** Data can be viewed in a traditional tabular or trend graph view at the user's preference
- **Personalized setting and configurations:** Customizable settings for the display, sample methods, and alarm settings for sample count
- **Data export options:** Download data to a PC using a USB memory stick, USB cable or Ethernet connection. No special software is required to download or view data
- **Option password control:** Confirms security when required
- **USB/Ethernet charge cradle:** Assures device is always ready to go when needed

### Specialty models

#### Fluke RLD2 UV Refrigerant Leak Detector Flashlight

Leak detection made easy. The compact, easy-to-use, RLD2 UV flashlight uncovers refrigerant leaks instantly. Use the UV light to find the leakage area, then, use the laser pointer to pinpoint the exact leak location.

With 100,000 hours of life, and four operating modes, this versatile leak detector is a must have for HVAC technicians.

- Six UV LEDs (395 nm wavelength) detect leak detection dyes
- Laser pointer clearly locates center of the UV field for accuracy
- Three LED flashlight with 100,000 hour LED life
- Operating temperature 0 °C to 50 °C
- Four operating modes: flashlight, UV light, laser light, UV/laser light combination
- Convenient detachable key chain carabiner and AAA battery included



#### CO-220 Carbon Monoxide Meter

- Stand-alone CO meter that does not require a digital multimeter
- Large backlit LCD displays CO levels from 0 ppm to 999 ppm
- Beeper triggers with increasing frequency as CO levels rise
- MAX hold function stores and displays the maximum CO level
- Automatic sensor zeroing and self-test upon startup



#### CO-205 Aspirator Kit

The CO-205 flue gas sampling accessory kit includes:

- Stainless steel sampling tube
- Aspirator to draw flue sample
- Replaceable particulate filter
- Nose cap for connection to the Fluke CO-220



## Ordering information

Included accessories	Models
Certificate of Calibration (NIST traceable), cradle for charging and convenient USB and Ethernet communications, ethernet cable, USB cable, power supply, zero count inlet filter, filter adapter, sample inlet protective cap, hard case, and manual.	FLUKE-985 Airborne Particle Counter
Four AAA alkaline batteries, users manual.	FLUKE-971 Temperature Humidity Meter
	FLUKE-CO-205 Aspirator Kit
	FLUKE-CO-220 Carbon Monoxide Meter
	FLUKE-RLD2 Refrigerant Leak Detector Flashlight

Check price and availability at [www.fluke.com/wtb](http://www.fluke.com/wtb)

# Fluke 1507/1503 Insulation Resistance Testers



Fluke 1507

These lightweight, affordable insulation testers are perfect for troubleshooting, commissioning and preventive maintenance applications.

### Features

- Automatic calculation of polarization index and dielectric absorption ratio (1507 only)
- Multiple test voltages: 50 V, 100 V, 250 V, 500 V, 1000 V (1507 only)
- Remote test probe for rapid testing
- Insulation test range 0.01 MΩ to 10 GΩ (1507), 0.1 MΩ to 2000 MΩ (1503)
- Compare (Pass/Fail) function for repetitive tests (1507 only)
- Live circuit detection prevents insulation test if voltage > 30 V is detected
- Auto-discharge of capacitive voltage
- AC/DC voltage: 0.1 V to 600 V
- Lo ohms/Earth-bond continuity (200 mA) for checking connections and motor windings
- Resistance: 0.01 Ω to 20.00 Ω
- One-year warranty



Fluke 1503



## Selection guide

Features	1555	1550C	1507	1503	1587	1577
Insulation test voltages 50 V, 100 V, 250 V, 500 V, 1000 V	–	–	•	–	•	–
Insulation test voltages 500 V, 1000 V	–	–	–	•	–	•
Insulation test voltages: User selectable 250 V to 5000 V	–	•	–	–	–	–
Insulation test voltages: User selectable 250 V to 10,000 V	•	–	–	–	–	–
Insulation resistance	2 TΩ	1 TΩ	0.01 MΩ to 10 GΩ	0.1 MΩ to 2 GΩ	0.01 MΩ to 2.0 GΩ	0.1 MΩ to 600 MΩ
Auto-discharge of capacitive voltage	•	•	•	•	•	•
Insulation test smoothing reading	–	–	–	–	•	–
Frequency	–	–	–	–	•	–
Capacitance	•	•	–	–	•	–
Diode test	–	–	–	–	•	–
Temperature	–	–	–	–	•	–
Min/Max	–	–	–	–	•	–
Low-pass filter (for work on VSDs)	–	–	–	–	•	–
AC/DC voltage	–	–	–	–	•	•
DC millivolts	–	–	–	–	•	•
AC/DC milliamps	–	–	–	–	•	•
Resistance	–	–	0.1 Ω to 20.00 KΩ	0.1 Ω to 20.00 KΩ	0.1 Ω to 50 MΩ	0.1 Ω to 50 MΩ
Continuity	–	–	–	–	•	•
Warranty (years)	3	3	1	1	3	3
Remote probe, test leads, alligator clips	•	•	•	•	•	•
Type K thermocouple	–	–	–	–	•	–
Rugged, utility hard case	•	•	•	•	•	•
Auto power off	•	•	•	•	•	•
Page number	26	26	25	25	17	17

## Ordering information

Included accessories	Models
Remote probe, silicone test leads, test probes, large alligator clips, holster, users manual.	FLUKE-1507 Insulation Tester
	FLUKE-1503 Insulation Tester
Soft carrying pouch, users manual.	FLUKE-360 AC Leakage Current Clamp Meter

## Recommended accessories



**TPAK**  
Magnetic Meter Hanger  
See page 71



**TL27**  
Heavy Duty Test Lead Set



**C116**  
Soft Carrying Case  
See page 63



**C101**  
Hard Case  
See page 63



**360**  
AC Leakage Current  
Clamp Meter  
See page 5

# 1555 and 1550C Insulation Resistance Testers



## Powerful troubleshooting and predictive maintenance tools

The new Fluke 1555 and redesigned Fluke 1550C insulation resistance testers offer digital insulation testing up to 10 kV, making them ideal for testing a wide range of high voltage equipment including switchgear, motors, generators and cables.

- Test voltages up to 5 kV (1550C) and 10 kV (1555) provide solutions for all applications
- Warning function alerts the user that line voltage is present and gives a voltage reading up to 600 V ac or dc for increased user safety
- Measurements can be stored in up to 99 memory locations, and each location is assigned a unique, user-defined label for easy recall
- Long battery life gives the user over 750 tests between changes
- Automatic calculation of Dielectric Absorption (DAR) and Polarization Index (PI) with no additional setup
- Guard system eliminates the effect of surface leakage current on high-resistance measurements
- Large digital/analog LCD for easy viewing
- Capacitance and leakage current measurement
- Ramp function for breakdown testing
- Three-year warranty

## Specifications

The tester's accuracy is specified for one year after calibration at operating temperatures of 0 °C to 35 °C. For operating temperatures outside the range (-20 °C to 0 °C and 35 °C to 50 °C), add ± .25 % per °C, except on the 20 % bands add ± 1 % per °C.

Insulation resistance measurement		
Test voltage (dc)	Range	Accuracy (± reading)
250 V	< 200 kΩ	unspecified
	200 kΩ to 5 GΩ	5 %
	5 GΩ to 50 GΩ	20 %
	> 50 GΩ	unspecified
500 V	< 200 kΩ	unspecified
	200 kΩ to 10 GΩ	5 %
	10 GΩ to 100 GΩ	20 %
	> 100 GΩ	unspecified
1000 V	< 200 kΩ	unspecified
	200 kΩ to 20 GΩ	5 %
	20 GΩ to 200 GΩ	20 %
	> 200 GΩ	unspecified
2500 V	< 200 kΩ	unspecified
	200 kΩ to 50 GΩ	5 %
	50 GΩ to 500 GΩ	20 %
	> 500 GΩ	unspecified
5000 V	< 200 kΩ	unspecified
	200 kΩ to 100 GΩ	5 %
	100 GΩ to 1 TΩ	20 %
	> 1 TΩ	unspecified
10000 V (1555 only)	< 200 kΩ	unspecified
	200 kΩ to 200 GΩ	5 %
	200 GΩ to 2 TΩ	20 %
	> 2 TΩ	unspecified

Functions	Range	Accuracy (± reading)
Leakage current	1 nA to 2 mA	± (5 % + 2 nA)
Capacitance measurement	0.01 uF to 15.00 μF	± (15 % rdg + 0.03 μF)
Live circuit indicator	30 V to 600 V ac/dc, 50/60 Hz	± (5 % + 2 V)

## Ordering information

Included accessories	Models	
Test leads with alligator clips, ruggedized alligator clips (kits and 1555 only), infrared adapter with interface cable, FlukeView Forms software, ac power cord, soft carrying case, quick reference guide, users manual.	FLUKE-1550C	5 kV Insulation Tester
	FLUKE-1550C/Kit	5 kV Insulation Tester Kit
	FLUKE-1555	10 kV Insulation Tester
	FLUKE-1555/Kit	10 kV Insulation Tester Kit

## Recommended accessories

### Fluke 1550C



**TLK1550-RTLC**  
Integral Test Lead and 10 kV Clamp



**FVF-Basic**  
FlukeView Forms Software  
See page 72



**IR189USB**  
USB-IR Cable  
See page 72



**CXT1555**  
Pelican Carrying Case

## Recommended kits

### 1550C/Kit includes:

- 5 kV insulation resistance tester
- Ruggedized 10 kV alligator clips with integral silicone, dual extruded leads
- Test leads with large alligator clips
- IP67 hard carrying case
- USB-IR cable
- NIST traceable certificate of calibration



### 1555/Kit includes:

- 10 kV insulation resistance tester
- Ruggedized 10 kV alligator clips with integral silicone, dual extruded leads
- Test leads with large alligator clips
- IP67 hard carrying case
- Logging software
- USB-IR cable
- NIST traceable certificate of calibration



Check price and availability at  
[www.fluke.com/wtb](http://www.fluke.com/wtb)

# Power quality tools

## For industrial and commercial applications

		Single-Phase			Three-Phase				
Basic measurements	Application use	VR 1710	345	43B	1735	1740	430-II	1750	1760
<b>Energy studies</b>									
Measure V, I, kW, Cos/DPF, kWhr	Get detailed power and energy consumption profiles during energy audits and pinpoint savings opportunities.		•	•	•	•	•	•	•
Measure MIN/MAX and AVG values			•	•	•	•	•	•	•
10 day logging			•	•	•	•	•	•	•
Waste energy monetization								•	
<b>Basic harmonics study</b>									
THD measurement (V & I)	Discover the source of distortion in your installation, so that you can filter those loads or move them to separate circuits.	•	•	•	•	•	•	•	•
Harmonics 1 to 25 for V & I		• (V only)	•	•	•	•	•	•	•
<b>Advanced harmonics study</b>									
Full harmonic spectrum	If distorting loads are causing problems in your installation, you need comprehensive data to identify the source and create a solution.		•	•	•	•	•	•	•
Power harmonics			•	•			•	•	•
<b>Basic industrial PQ troubleshooting</b>									
Oscilloscope function	When troubleshooting in the field, graphical data enables you to trace the source of the problem at hand.		•	•	•	•	•	•	•
Voltage dips and swells		•		•			•	•	•
<b>Advanced industrial PQ troubleshooting</b>									
Comprehensive logging capability	Complex installations often require a deeper dive into measurement data. Multiple loads may be interacting randomly to cause a single problem.		•	•		•	•	•	•
Transient capture		•		•			•	•	•
Flicker		•					•	•	•

## Fluke 1735 Three-Phase Power Logger



The Fluke 1735 Three-Phase Power Logger is the ideal electrician or technician's tool for conducting energy studies and basic power quality logging. Set up the 1735 in seconds, with the included flexible current probes and color display. The 1735 logs most electrical power parameters and harmonics and captures voltage events.

- **Ideal for field operation:** Compact, rugged instrument; easy to use, quickly confirm instrument setup with color display of waveforms and trends
- **Full system electrical measurement capability:** Three phases and neutral with included four flexible current probes
- **Prove the benefit of efficiency improvements:** Record power and associated parameters for up to 45 days. Monitor maximum power demand over user-defined averaging periods
- **Check the power quality effects energy saving devices:** Measure harmonics and distortion caused by loads and improve reliability by capturing voltage dips and swells from load switching
- **Easy PC connectivity and operation:** USB interface for plug and play operation; download, view graphs and automatically generate reports with included Power Log software
- **Reliable operation:** Two-year warranty

### Recommended accessories

#### Fluke 1735



**I 1A/10A**  
Mini Current Clamp, PQ4



**I 5A/50A**  
Mini Current Clamp, PQ4



**I 20A/200A**  
Mini Current Clamp, PQ4



**FS3000A/6000A TF-4**  
36 in, 4 phase Thin Flex

### Ordering information

Included accessories	Models
Four flexible current probes (15 A/150 A/3000 A), Power Log software, voltage leads and clips, color localization set, PC interface cable, international ac adapter (115 V/230 V, 50 Hz/60 Hz), soft carrying case, users manual and multi-language manual on CD.	FLUKE-1735 Three-Phase Power Logger

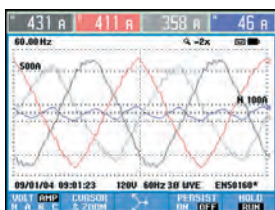
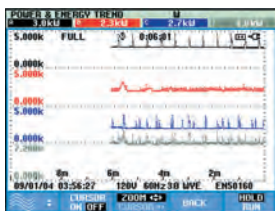
Check price and availability at [www.fluke.com/wtb](http://www.fluke.com/wtb)

# Fluke 430-II Series Three-Phase Power Quality Analyzers



The new Fluke 434-II, 435-II and 437-II help locate, predict, prevent and troubleshoot power quality problems in three- and single-phase power distribution systems. Additionally, the Fluke-patented energy loss algorithm, Unified Power Measurement, measures, quantifies and monetizes energy losses due to harmonics and unbalance issues, allowing the user to pinpoint the origin of energy waste within a system.

- **Patented energy loss management:** Classic active and reactive power measurements unbalance and harmonic power and energy are quantified to pinpoint true system energy losses.
- **Realtime PowerWave data capture:** Capture fast rms data, show single cycle rms value to characterize electrical system dynamics (generator start-ups, UPS switching etc.).
- **Highest safety rating in the industry:** CAT IV 600 V/ CAT III 1000 V rated for use at the service entrance
- **Automatic transient mode:** Capture 200 kHz waveform data on all phases simultaneously up to 6 kV
- **Fully Class-A compliant:** Conduct tests according to the stringent international IEC 61000-4-30 Class-A standard intervals for 435-II and 437-II
- **Troubleshoot real-time:** Analyze the trends using the cursors and zoom tools—even while background recording continues
- **Measure all three phases and neutral:** With included four iFlex flexible current probes
- **Monitize energy loss caused by power quality issues**



## Recommended accessories



**ISsPQ3**  
3 pack of 5 A precision current clamps



**i6000s FLEX**  
AC Current Clamp  
See page 69



**C437-II**  
Water-tight hard case with rollers



**GPS430**  
GPS time synchronization module

## Energy loss calculator

Useful kilowatts (power available) – Effective kW  
 Reactive (unusable) power – Reactive kvar  
 Kilowatts made unusable by unbalance issues – Unbalance kVA  
 Kilowatts made unusable by harmonics – Distortion kVA  
 Neutral Current – Neutral  
 Total cost of wasted kilowatt hours

## Energy Loss Calculator

	Total	Loss	Cost
Effective kW	35.9	W 488	\$ 48.83 /hr
Reactive kvar	21.5	W 175	\$ 17.49 /hr
Unbalance kVA	2.52	W 1.5	\$ 0.15 /hr
Distortion kVA	7.17	W 57.2	\$ 5.72 /hr
Neutral A	29.3	W 57.7	\$ 5.77 /hr
<b>Total</b>		k \$ 683	/y

11/10/11 10:49:38 230V 50Hz 3Ø WYE EN50160  
 LENGTH 100 m DIAMETER 25 mm2 METER RATE 0.10 /kWh HOLD RUN

## Features

Features	434-II	435-II	437-II
Measures voltage, current, dips, swells, interruptions, harmonics, power, energy loss monitoring, frequency, inrush and power inverter efficiency	•	•	•
Flicker	–	•	•
Transients	–	•	•
Mains signaling	–	•	•
Power wave	–	•	•
Event waveform capture	–	•	•
400 Hz	–	–	•
C1740 Soft Case	•	•	–
C437-II Hard Case with rollers	–	–	•
SD card (Max 32 GB)	8 GB	8 GB	8 GB

## Ordering information (basic versions do not include current probes)

Included accessories	Models
Four thin flexible current probes (i430-TF), five test leads and clips, battery charger, Power Log software, USB cable, color localization set, soft carrying case, 8 GB SD memory card, users manual on CD.	FLUKE-434-II Three-Phase Energy Analyzer FLUKE-435-II Three-Phase Power Quality and Energy Analyzer
Four thin flexible current probes (i430-TF), five test leads and clips, battery charger, Power Log software, USB cable, color localization set, hard carrying case with wheels, 8GB SD memory card, users manual on CD.	FLUKE-437-II 400 Hz Three-Phase Power Quality and Energy Analyzer

Check price and availability at [www.fluke.com/wtb](http://www.fluke.com/wtb)



# Fluke 345 Power Quality Clamp Meter

The ideal meter to troubleshoot modern electrical loads



The Fluke 345 is more than a power meter. Combining the functions of a clamp meter, oscilloscope, data logger and digital power meter into one handy device. The Fluke 345 is ideal for working with variable frequency motor drives, high efficiency lighting and other loads using switching electronics.

- **AC/DC current:** Clamp-on measurement of ac current up to 1400 A rms and dc current up to 2000 A without breaking the circuit
- **Highest safety rating:** CAT IV 600 V power analyzer is rated for use at the service entrance
- **Accurate in noisy environments:** Clamp meter performs even with distorted waveforms present on electronic loads with low-pass filter
- **Data logging:** Identify intermittent faults by logging any power quality parameter for minutes, or over a month, including harmonics
- **Troubleshoot harmonics:** Analyze and log harmonics digitally or graphically
- **Inrush current:** Capture and analyze nuisance tripping from 3 seconds to 300 seconds
- **View graphs and generate reports:** Use power analyzer with included Power Log software

## Recommended accessories Fluke 345



**TP220**  
Industrial Test Probes  
See page 66



**AC220**  
Alligator Clips  
See page 66



**TLK291**  
Fused Test Probe Set



**C550**  
Tool Bag  
See page 63

# Fluke 43B Power Quality Analyzer



The Fluke 43B Power Quality Analyzer performs the measurements you need to maintain power systems, troubleshoot power problems, and diagnose equipment failures. The 43B has 20 storage locations and can store data as well as screens.

- **Basic measurements:** Voltage, current and power harmonics up to 51st, THD
- **Oscilloscope function:** View voltage and current waveforms
- **Transients:** Capture up to 40 voltage transients and waveform events
- **Detailed event capture:** Cursors give time and date of sags and swells
- **FlukeView® software:** Analysis and reporting, supplied with USB connection lead
- **Warranty:** Three-years for analyzer, one-year for accessories



# Fluke VR1710 Power Quality Recorder

- **Fast and easy recording of voltage trends, dropouts and power quality:** Easily pinpoint the root cause of single phase voltage problems
- **Extremely easy to use:** Plugs directly into the mains power socket and capture data
- **Quickly see what happened and when:** Min, Max, and Average RMS values (1/4 cycle) with time stamp, transient display (>100 µs) with time stamp
- **Easily identify problems:** Power quality or equipment related Flicker recording to EN 61000-4-15, individual harmonic and THD values with trends
- **Includes PowerLog software:** For quick download, analysis and automatic reporting
- **Save time:** Generate power quality reports automatically with pre-set templates



## Ordering information

Included accessories	Models
Test leads, alligator clips, test probes, Power Log software, USB cable, international ac adapter/battery eliminator, soft carrying case, users manual, multi-language manual on CD.	FLUKE-345      Clamp-On Power Meter
Voltage and current probes, FlukeView® software, power quality instructional CD, USB interface cable, line voltage adapter/battery charger, hard case, users manual.	FLUKE-43B      Power Quality Analyzer
USB cable, Power Log software CD, universal power cord adapters.	FLUKE-VR1710      Voltage Quality Recorder

Check price and availability at [www.fluke.com/wtb](http://www.fluke.com/wtb)

# Fluke Norma 4000 and 5000 Precision Power Analyzers



Fluke Norma 4000

## Fluke Norma 4000 and 5000 are ideal for field and laboratory testing

Fluke Norma Analyzers offer easy and straightforward operation with unmatched price performance. Features include: 1 to 6 power phases, 144 mm (5.7 in) color display, harmonic analysis, scope mode, vector diagram display, recorder function, Fluke NormaView PC software and 4 MB RAM data memory.



Fluke Norma 5000

- **Choose the right model for your application:** A variety of standard configurations allows users to choose the exact functionality required for their unique application
- **Electrical measurement integrity and safety:** Inputs are galvanically isolated to avoid short circuits in all applications, and simultaneous parallel acquisition of all phases allows for accurate viewing of dynamic events dc to 3 MHz/10 MHz bandwidth for reliable measurement precision
- **Voltage, current and power harmonics FFT analysis:** To the 40th harmonic, vector diagram, and Digital Oscilloscope (DSO) mode included in the base unit for complete analysis capability
- **Complete electrical and mechanical analysis:** PII process interface to measure torque and speed with external sensors, plus four analog outputs for easy use on motor and drive applications
- **Data download, analysis and report writing with:** Supplied Fluke NormaView PC software

## Recommended accessories



**i5s**  
AC Current Clamp



**32 A**  
Planar Shunt  
(Norma 4000/5000)



**150 A**  
Shunt with Cables  
(Norma 4000/5000)



**100 A**  
Shunt with Cables  
(Norma 4000/5000)

## Fluke 1740 Series Three-Phase PQ Loggers Memobox

The Fluke 1740 Series Three-Phase Power Quality Loggers are instruments for technicians who troubleshoot and analyze power distribution systems. The included PQ Log software quickly assesses the quality of power at the service entrance, substation, or at the load, according to the latest EN50160 standard.

- **Plug and play:** Setup in minutes with automatic current probe detection and powering
- **Installs inside the cabinet:** Compact, fully-insulated housing and accessories fit easily in tight spaces, next to live power
- **Determines the root cause:** Included PQ Log software quickly analyzes trends, creates statistical summaries, and generates detailed graphs and tables
- **Measure voltage with premium accuracy:** IEC61000-4-30 Class-A compliant voltage accuracy (0.1 %)



Fluke  
1744/1743



Fluke 1745

Check price and availability at  
[www.fluke.com/wtb](http://www.fluke.com/wtb)

## Specifications

Features	1743/1744	1745	1750
Measures common power parameters: V, A, W, VA, VAR, PF, energy, flicker, voltage events, and THD	•	•	•
Measures voltage and current harmonics to the 50 <sup>th</sup> , unbalance, and mains signaling	•	•	•
Transient capture	—	—	•
PDA support	—	—	•
GPS clock synchronization	—	—	—
UPS ride through	3s	>5 hours	5 min per interruption, 60 min total
Dimensions	170 mm x 125 mm x 55 mm (6.9 in x 5.1 in x 2.2 in)	282 mm x 216 mm x 74 mm (11.5 in x 8.8 in x 3 in)	215 mm x 310 mm x 35 mm (8.5 in x 12.2 in x 3.5 in)
Weight (approx.)	0.9 kg (2 lb)	1.4 kg (3 lb)	6.3 kg (14 lb)

## Ordering information

Included accessories	Models
Power supply cable, NormaView PC software, test certificate, calibration values, users manual.	Norma 4000 High Precision Power Analyzer
	Norma 5000 High Precision Power Analyzer
Four flexible probes 15/150/1500/3000 A with 2 m cable, PQ Log software, RS-232 interface cable and USB adapter, four dolphin clips, test leads for voltages and power supply, color localization kit, carrying bag, test certificate with measurement values, users manual, multi-language manual CD.	FLUKE-1745 Power Quality Logger – Memobox
	FLUKE-1744 Power Quality Logger – Memobox
	FLUKE-1743 Power Quality Logger – Memobox

In the U.S., these power quality recorders are sold exclusively through power quality representatives. To request a demonstration, or to order, call 1-888-257-9897 or email questions to [fpqsupport@fluke.com](mailto:fpqsupport@fluke.com).

# Fluke 1750 Three-Phase Power Recorder

## Never miss capturing a disturbance



- **Power quality that meets the standard:** All measurements comply with IEC61000-4-30 standards for correct evaluation of all measured values including voltage, current, power, harmonics, flicker etc.
- **Quick and reliable configuration:** PDA wireless “front panel interface” provides a window into what the instrument is recording, enabling quick and reliable configuration even in awkward test locations
- **Threshold-free set up:** Apply thresholds after data is collected with Fluke Power Analyze Software—no need to worry about missed information due to incorrect setups
- **Captures everything:** Cross-channel and current triggering capture every measurement, on every channel, every time
- **Intuitive PC software:** Easily analyze data and generate reports with automated EN50160 reporting and compliance
- **Measure every parameter:** Voltage and current on three phases, neutral and ground

# Fluke 1760 Three-Phase Power Quality Recorder

- **Fully Class-A compliant:** Conduct tests according to the stringent international IEC 61000-4-30 Class-A standard
- **GPS time synchronization:** Correlate data with events or datasets from other instruments with precision
- **Flexible and fully configurable thresholds and scale factors:** Allows user to pinpoint specific issues by defining the detailed criteria for detection and recording of disturbances.
- **10 MHz, 6000 Vpk waveform capture:** Get a detailed picture of even the shortest event
- **2 GB data memory:** Enables detailed, simultaneous recording of numerous power parameters for long periods of time
- **Comprehensive software included:** Provides trend diagrams for root cause analysis, statistical summaries, report writing and real-time data monitoring in the online mode
- **Plug and play:** Allows quick setup with automatic sensor detection; sensors are instrument powered, eliminating the need for batteries



### Specifications

Features	1760TR	1760	1760TR BASIC	1760 BASIC
Online mode (oscilloscope, transients and events)	•	•	•	•
Fast transient analysis up to 10 MHz	•	–	•	–
Four 600 V voltage probes	•	•	–	–
Four dual-range flexible current probes (1000 A/200 A ac)	•	•	–	–
GPS time sync receiver	•	•	–	–

### Ordering information

Included accessories	Models	
Acquisition unit, PDA and charger, power plug adapters, four 400 A current probes, five test leads and clips, SD memory card, Fluke Power View and Fluke Power Analyze software, power cord with international plug set, ethernet cable, color localization set, users manual and CD.	FLUKE-1750	Three-Phase Power Recorder
	FLUKE-1750-TF	Three-Phase Power Recorder Including Four Flexi Clamps
Acquisition unit, voltage and current probes (depending on model orders) Fluke PQ Analyze software, power cord with international plug set, ethernet cable, color localization set, users manual and CD.	FLUKE-1760	Three-Phase Power Recorder
	FLUKE-1760TR	Three-Phase Power Recorder
	FLUKE-1760 BASIC	Three-Phase Power Recorder
	FLUKE-1760TR BASIC	Three-Phase Power Recorder

In the U.S., these power quality recorders are sold exclusively through power quality representatives. To request a demonstration, or to order, call 1-888-257-9897 or email questions to [fpqsupport@fluke.com](mailto:fpqsupport@fluke.com).

### Recommended accessories 1750/1760



**3210-PR-TF**  
1000 A Thin Flexi Clamp



**3310-PR-TF**  
5000 A Thin Flexi Clamp



**1750/Case**  
Soft Carry Bag

### Recommended accessories 1760 only



**TPS Flex 24-TF**



**TPS Clamp 10 A/1 A**



**TPS VoltProbe 600 V**

Check price and availability at [www.fluke.com/wtb](http://www.fluke.com/wtb)

# Pick the right process tool for you

## Process Tools Selection Guides

	Process mA Clamp Meter	ProcessMeter* Test Tool	Loop Calibrator	Pressure Calibrator	Temperature Calibrator	Precision Multifunction Process Calibrator	Intrinsically Safe Calibrator	Documenting Process Calibrator
Models	773	789	715	719	724	726	725Ex	754
<b>Measure</b>								
V dc	30 V	1000 V	25 V	–	30 V	30 V	30 V	300 V
V ac (true-rms)	–	1000 V	–	–	–	–	–	300 V
Resistance	–	40 MΩ	–	–	3200 Ω	4000 Ω	3200 Ω	11 kΩ
A dc	20.99, 99.9 mA	30 mA, 1 A	24 mA	24 mA	24 mA	24 mA	24 mA	110 mA
A ac	–	•	–	–	–	–	–	–
Frequency	–	20 kHz	–	–	–	15 kHz	10 kHz	50 kHz
Pressure	–	–	–	30 psi, 100 psi	–	• <sup>1</sup>	• <sup>5</sup>	• <sup>1</sup>
Temperature: RTDs	–	–	–	–	7 types	8 types	7 types	8 types
Temperature: TCs	–	–	–	–	12 types	13 types	12 types	13 types
<b>Source/Simulate</b>								
V dc	10 V	–	20 V	–	10 V	20 V	10 V	15 V
Resistance	–	–	–	–	3200 Ω	4000 Ω	3200 Ω	11 kΩ
mA dc	24 mA	24 mA	24 mA	24 mA	–	24 mA	24 mA	22 mA
mA source; auto step, auto ramp	•	•	•	•	–	•	•	•
Frequency	–	–	–	–	–	15 kHz	10 kHz	50 kHz
Temperature: RTDs	–	–	–	–	7 types	8 types	7 types	8 types
Temperature: TCs	–	–	–	–	12 types	13 types	12 types	13 types
<b>Record</b>								
Min/Max	–	•	–	•	–	–	–	•
Hold	•	•	–	•	–	–	–	•
As found/As left results	–	–	–	–	–	–	–	•
Log data	–	–	–	–	–	–	–	•
Upload data to PC	–	–	–	–	–	–	–	•
Remote operation	–	•	–	–	–	•	–	–
<b>Features</b>								
24 V loop supply	•	•	•	•	•	•	12 V	•
Non-contact mA measurement	•	–	–	–	–	–	–	–
HART communication	–	–	–	–	–	–	–	•
Integrated hand pressure pump	–	–	–	Electric	–	–	–	–
Intrinsically safe (ATEX)	–	–	–	–	–	–	•	–
Warranty	Three-year	Three-year	Three-year	One-year	Three-year	Three-year	Three-year	Three-year
Traceable calibration certification	–	–	•	•	•	•	•	•
<b>Accessories<sup>3</sup></b>								
Pressure enabled <sup>4</sup>	–	A/B	A/B	C	A/B	A/B	–	–
<b>See page</b>								
	33	34	35	40	38	37	43	36

<sup>1</sup>Fluke 700 Pressure Modules required.

<sup>2</sup>Either the internal sensor or a Fluke 700 Pressure Module may be used.

<sup>3</sup>Accessories: A. Compatible with LockPak B. Compatible with TPAK C. Accepts hanging straps from TPAK D. Optional accessories.

<sup>4</sup>Fluke Process Calibrators in this guide displaying the Pressure Enabled symbol display readings from the 700 Series Pressure Modules.

<sup>5</sup>Fluke 700PEX Pressure Module required.

Model	914x	P3000	152X	9103/ 9140/ 9141	418X	1620A	P5500	2700G	7526A
Temperature	-25°C to 660 °C		-200 °C to 420 °C	-25 °C to 650 °C	-15 °C to 500 °C	0 °C to 50 °C			•
Pressure									•
Min/Max	•		•			•			
Log data	•		•			•			
Upload to PC	•		•			•			
Ethernet						•			
Wireless						•			
RS-232	•		•	•	•	•			•
USB								•	
Temperature	-25°C to 660 °C			-25 °C to 650 °C	-15 °C to 500 °C				
Pressure		To 60,000 psi (400 MPa)					To 20,000 psi (70 MPa)	-15 psi to 10,000 psi (70 MPa)	Optional
RTD									•
Thermocouples									•
DC volt									•
DC current									•
Loop power	•								•
<b>See page</b>	39	41	42	39	39	39	41	41	42

# Fluke 771, 772 and 773 mA Process Clamp Meters



Fluke 771

Fluke 772

Fluke 773



## Use the Fluke 771, 772 and 773 to:

- Measure 4-20 mA signals without "breaking the loop," save time and money troubleshooting 4-20 mA signals

## Use the Fluke 772 and 773 to:

- Source 4-20 mA signals for testing control system I/O or I/Ps
- Simulate 4-20 mA signals for testing control system I/O
- Measure 4-20 mA signals with in-circuit measurement
- Power a transmitter with the 24 V loop power supply
- Automatically ramp and step change the 4-20 mA output for remote testing

## Use the Fluke 773 to:

- Measure dc voltage to verify 24 V power supplies or voltage I/O signals
- Source dc voltage to test voltage input devices
- Scaled mA output signal enables a logging DMM (289) to record 4-20 mA signal without breaking the loop
- mA in/out: simultaneously source a mA signal while measuring a mA signal with the clamp

## Fluke 771, 772 and 773 mA Process Clamp Meters pay for themselves.

- The more you use them the more money you save
- Measuring 4 to 20 mA signals (five) times without operator intervention can pay for the 771
- Saving a trip back to shop to get a loop calibrator can pay for the price difference of the 772
- Saving a trip back to the shop for a voltage test source can pay for the price difference of the 773

## Recommended accessories



**TL220**  
SureGrip Industrial  
Test Lead Set  
See page 64



**C550**  
Tool Bag  
See page 64

## Features

	mA measure w/jaw	mA measure in circuit	mA source	mA sim	Loop power 24 V	DCV source 0-10 V	DCV measure 0-30 V	Scaled mA output to mA input	mA in/out
771	•	–	–	–	–	–	–	–	–
772	•	•	•	•	•	–	–	–	–
773	•	•	•	•	•	•	•	•	•

## Specifications

	Function	Resolution and range	Accuracy	Notes
771, 772, 773	mA measurement	0 mA to 20.99 mA	0.2 % + 5 counts	Measured by clamp
		21.0 mA to 100.0 mA	1 % + 5 counts	
772 and 773	mA measurement	0 mA to 24.00 mA	0.2 % + 2 counts	Measured in series with test jacks
772 and 773	mA source	0 mA to 24.00 mA	0.2 % + 2 counts	Maximum mA drive: 24 mA into 1,000 ohms
772 and 773	mA simulate	0 mA to 24.00 mA	0.2 % + 2 counts	Maximum voltage 50 V dc
773	Voltage source	0 V dc to 10.00 V dc	0.2 % + 2 counts	2 mA maximum drive current
773	Voltage measure	0 V dc to 30.00 V dc	0.2 % + 2 counts	–

General specifications	771	772	773
Battery	Two 1.5 V, Alkaline, IEC LR6	Four 1.5 V, Alkaline, IEC LR6	
Working hours	20 hours typical	12 hours @ 12 mA source into 500 ohms	
Size (HxWxL)	59 mm x 38 mm x 212 mm (2.32 in x 1.5 in x 8.35 in)	41.3 mm x 76 mm x 248 mm (1.625 in x 3 in x 9.75 in)	
Weight	260 g (9.1 oz)	415 g (14 oz)	
Operating temperature	-10 °C to 50 °C		
IP rating	IP 40		
Warranty	Three-year, one-year on mA clamp assembly and cable		

## Ordering information

Included accessories	Models
Soft carrying case, users manual.	FLUKE-771 Milliamp Process Clamp Meter
Test leads, alligator clips and hanging strap, soft carrying case, users manual.	FLUKE-772 Milliamp Process Clamp Meter
	FLUKE-773 Milliamp Process Clamp Meter

Check price and availability at [www.fluke.com/wtb](http://www.fluke.com/wtb)

# Fluke 789 and 787 ProcessMeter™ Test Tools



Fluke 789



(Fluke 789 only)



## Fluke 789 ProcessMeter

With the Fluke 789 ProcessMeter, process technicians can do a lot more while carrying a lot less.

- 24 V loop power supply
- CAT IV 600V rating
- HART mode setting with loop power (adds 250 ohm resistor)
- Double-sized, dual display
- 20 mA drive into 1200 ohms
- Backlight with two brightness settings
- 0 % to 100 % mA Span Check buttons to toggle between 4-20 mA
- Infrared I/O serial port compatible with FlukeView® Forms Software
- Improved battery power with four AA batteries
- Plus all the proven 787 features

## Fluke 787 ProcessMeter

- Simultaneous mA and % of scale readout on mA output
- 25 % Manual Step plus Auto Step and Auto Ramp on mA output
- Min/Max/Avg/Hold/Relative modes
- Externally accessible battery for easy changes



Fluke 787

## Recommended accessories



**TPAK**  
Magnetic Meter Hanger  
See page 71



**TL220**  
SureGrip Industrial Test Lead Set  
See page 64



**80T-150UA**  
Universal Temperature Probe  
See page 68



**TL175**  
TwistGuard™ Test Leads  
See page 66



**C115**  
Soft Carrying Case  
See page 63



**80PK-8**  
Pipe Clamp Temperature Probe  
See page 68

## Specifications

Measurement function	Best accuracy range and resolution	(% of reading + LSD)	
V dc	400.0 mV, 4.000 V, 40.00 V, 400.0 V, 1000 V	0.1 % + 1	
V dc (true-rms)	400.0 mV, 4.000 V, 40.00 V, 400.0 V, 1000 V	0.7 % + 2	
mA dc	30.000 mA	.05 % + 2	
A dc	1.000 A (0.440 A continuous)	0.2 % + 2	
A ac	1.000 A (0.440 A continuous)	1 % + 2	
Resistance	400.0 Ω, 4.000 k, 40.00 k, 400.0 k, 4.0 M, 40 M	0.2 % + 1	
Frequency (0.5 Hz to 20 kHz)	199.99 Hz, 1999.9 Hz, 19.999 kHz	.005 % + 1	
Diode test	789: 2.000 V (shows diode voltage drop) 787: 2.400 V (shows diode voltage drop)	2 % + 1 2 % + 1	
Continuity	Beeps for resistance < approx. 100 ohms		
Output function	Range and resolution	Drive capability	Accuracy (% of span)
DC current output (internal battery operation)	0.000 mA to 20.000 mA or 4.000 mA to 20.000 mA (selectable at power-up) Over-range to 24.000 mA	789: 24 V compliance or, 1,200 ohms, @ 20 mA 787: 12 V compliance or, 500 ohms, @ 20 mA	.05 %
DC current simulate (external 24 V loop supply, up to 48 V on 789 only)	0.000 mA to 20.000 mA or 4.000 mA to 20.000 mA, (selectable at power-up) Over-range to 24.000 mA	1000 ohms, @ 20 mA	.05 %
24 V loop supply	789: Minimum 24 V, 787: Not available	250 ohms @ 20 mA	> 24 V
Current adjustment modes	Manual: coarse, fine, 25 % and 100 % step (100 % step 789 only) Automatic: slow ramp, fast ramp, 25 % step		

Temperature range of 18 °C to 28 °C, for one year after calibration.

Maximum voltage applied between any jack and earth ground: 1000 V rms. Storage temperature: -40 °C to 60 °C.

Operating temperature: -20 °C to 55 °C. Relative humidity: 95 % up to 30 °C; 75 % up to 40 °C; 45 % up to 50 °C; 35 % up to 55 °C.

Safety: Designed in accordance with EN61010, ANSI/ISA S82.01-1994 and CAN/CSA C22.2 No. 61010.1-92 Over-voltage CAT III.

Size (HxWxL)/weight (787 with holster): 52 mm x 98 mm x 201 mm (2.06 in x 3.86 in x 7.93 in)/638 g (1.4 lb).

Size (HxWxL)/weight (789): 50 mm x 100 mm x 203 mm (1.97 in x 3.94 in x 8.00 in)/600 g (1.3 lb).

Warranty: Three-year.

## Ordering information

Included accessories	Models
Test leads, alligator clips, 4 AA alkaline batteries (installed), quick reference guide, users manual, multi-language manual CD.	FLUKE-789 ProcessMeter
Test leads, alligator clips, holster with test lead storage, one 9 V alkaline battery (installed), quick reference guide, users manual, multi-language manual CD.	FLUKE-787 ProcessMeter

Check price and availability at [www.fluke.com/wtb](http://www.fluke.com/wtb)

# Fluke 715, 707 and 705 Loop Calibrators

## Complete family of volt/mA calibrators



Fluke 715

### Fluke 715 Volt/mA Calibrator

- Source voltage to 200 mV or 20 V
- Measure loop current (0-20 mA, 4-20 mA) signals with 0.01 % accuracy and 1 µA resolution
- Measure voltage output process signals from PLCs, transmitters
- Source or simulate 4-20 mA loop current
- 24 V loop supply with simultaneous current measurement
- Ramp and Step Ramp output functions

### Fluke 707 and 705

- Innovative output adjustment dial on 707 provides 1 µA and 100 µA resolution and one-hand operation
- Large display and simple interface for ease of use
- Simultaneous mA and % readout for quick, easy interpretation of readings
- mA accuracy of 0.015 % on the Fluke 707 and 0.02 % on the 705
- HART™ mode on 707 connects 250 ohm resistor in series with 24 V loop for compatibility with HART communicators
- Push button 25 % steps for fast, easy linearity checks
- “Span Check” for fast confirmation of zero and span



Fluke 707



- Selectable slow and fast linear step ramp provide ramping outputs for valve slewing, remote testing and loop functional tests
- 24 V internal loop supply, so you can power and read a transmitter at the same time without carrying a DMM
- 0-20 mA or 4-20 mA default start up modes

### Specialty models

#### Fluke 707 Ex Intrinsicly Safe Loop Calibrator

See page 40 for more information.



### Recommended accessories



**TL28A**  
Heavy Duty  
Test Lead Set



**TL220**  
SureGrip Industrial  
Test Lead Set  
See page 64



**C550**  
Tool Bag  
See page 63



**PV350**  
Pressure Vacuum  
Module  
See page 72

## Specifications

Functions	Fluke 705 and 707	Fluke 715	
<b>Voltage measurement</b>			
Range	0 V to 28 V	0 mV to 200 mV	0 V to 25 V
Resolution	1 mV	10 µV	1 mV
Accuracy	705: 0.025 % Rdg + 1 LSD 707, 707Ex: 0.015 % Rdg + 2 LSD	0.01 % Rdg + 2 LSD	
<b>Current measurement</b>			
Range	0 mA to 24 mA	0 mA to 24 mA	
Resolution	0.001 mA	0.001 mA	
Accuracy	705: 0.02 % Rdg + 2 LSD 707, 707Ex: 0.015 % Rdg + 2 LSD	0.01 % + 2 LSD	
<b>Current sourcing</b>			
Range	0 mA to 20 mA or 4 mA to 20 mA	0 mA to 20 mA or 4 mA to 20 mA	
Accuracy	705: 0.025 % Rdg + 2 LSD 707, 707Ex: 0.015 % Rdg + 2 LSD	0.01 % Rdg + 2 LSD	
Drive capability	705: 1000 Ω @ 24 mA 707: 1200 Ω @ 24 mA 707Ex: 700 Ω @ 20 mA	1000 Ω @ 24 mA	
Loop power while measuring mA	24 V	24 V	
<b>Voltage sourcing</b>			
Display current and % of span	Yes	mA or %	
Auto step, auto ramp	Yes	Yes	
Span Check	Yes	Yes	
Battery life	18 hours typical, at 12 mA	18 hours typical, at 12 mA	
Warranty	Three-year		

## Ordering information

Included accessories	Models
Test leads, alligator clips, holster, traceable calibration report and data, single 9 V alkaline battery, instruction sheet (14 languages).	FLUKE-715 Volt/mA Calibrator
	FLUKE-707 Loop Calibrator
	FLUKE-707 Ex Intrinsicly Safe Loop Calibrator
	FLUKE-705 Loop Calibrator

Check price and availability at [www.fluke.com/wtb](http://www.fluke.com/wtb)

# Fluke 753 and 754 Calibrators

## Calibrate/troubleshoot process control instrumentation



Fluke 754

- Calibrate temperature, pressure, voltage, current, resistance and frequency instruments
- Built-in procedures for transmitters, square root transmitters, pressure and temperature switches
- Simultaneously measure and source
- Automatically capture calibration results
- Document procedures and results to meet ISO 9000, EPA, FDA, OSHA and other requirements
- Measure/simulate 13 types of thermocouples and eight RTDs
- Store up to 8,000 readings in data logging mode
- Protected against dirt, dust and moisture; unaffected by vibration
- Includes a USB interface
- Operate in English, French, German, Italian and Spanish
- One- and two-year calibration cycles and a three-year warranty (one-year for pressure modules)

### 754: Get HART-ability™

The Fluke 754 offers all of the capabilities of the 753, plus the ability to calibrate, maintain and troubleshoot HART instrumentation. Integrated HART communication functions permit you to monitor, control and calibrate HART instrumentation. It handles fast pulsed instruments such as RTD transmitters and PLCs responding to pulses within 1 ms.



Fluke 753

### 753: A complete documenting calibrator

The 753 is a complete multifunction documenting calibrator and includes a PC interface that lets you load procedures, lists and instructions created with software—or unload data for printing, archiving, and analysis. The 753 can hold a full week of calibrations and procedures.

## Specifications

Functions	Measure	Sourcing
DC voltage	0.020 % reading + 0.005 % full scale	0.01 % output + 0.005 % full scale
DC current	0.01 % reading + 5 µA	0.01 % output + 0.003 mA
Resistance	0.05 % reading + 50 mΩ	0.01 % output + 240 mΩ
Frequency	0 to 50 KHz, ± 0.5 Hz to 1100 Hz	0 to 50 KHz, ± 0.1 Hz to 1099.9 Hz
Thermocouples	0.3 °C	0.2 °C
RTDs	0.3 °C	0.1 °C
Pressure	To 0.025 % of full scale, per pressure module specifications	

Summary specifications: best case, mid-range, one year.

**Battery life:** Typically over eight hours  
**Internal battery pack:** Li ion 4400 mAh  
**Battery replacement:** Via twist lock fastener without opening calibrator; no tools required  
**Weight:** 1.2 kg (2.7 lb)  
**Size (HxWxD):** 245 mm x 136 mm x 63 mm (9.6 in x 5.4 in x 2.5 in)

## Ordering information

Included accessories	Models
Three sets of stackable test leads, three sets of test probes with three sets of "extended tooth" alligator clips, two sets of hook clips, li-ion battery pack, battery charger, field soft case, USB communication cable, getting started guide, instruction manual on CD, traceable certificate of calibration, DPC/TRACK2 sample software that enables upload and printing of calibration records. Model Fluke-754 includes HART communication cable.	FLUKE-754 Documenting Process Calibrator-HART FLUKE-753 Documenting Process Calibrator
Software media, instruction manual, USB cable.	FLUKE-750SW DPC/TRACK2 Software
Test leads, test probes and alligator clips. Quick reference guide, traceable certificate of calibration, manual on CD. Additional hook clips (709H only) for HART communication.	FLUKE-709 Precision Current Loop Calibrator FLUKE-709H Precision Current Loop Calibrator-HART
Special Lemo to USB cable for upload-download, software media and manual on CD.	FLUKE-709H/ TRACK Datalogging Cable and Software

HART is a registered trade mark of the HART Communications Foundation.

## Recommended software

### Instrumentation management software

The Fluke 753 and 754 are compatible with Fluke 750SW DPC/TRACK2 software and with software from Cornerstone, Emerson, Honeywell, On Time Support, Prime Technologies, Yokogawa, Intools, Meridium and Beamex.

For more information, visit [www.fluke.com/software](http://www.fluke.com/software)

## Recommended accessories



**700Pxx**  
Pressure Modules  
See page 40



**750SW**  
DPC/TRACK2 Software  
See page 40



**700PTP-1**  
Pneumatic Test Pump  
See page 68



**C799**  
Field Soft Case  
See page 63

## Fluke 709/709H Precision Current Loop Calibrators

- Best-in-class accuracy at 0.01 % reading
- HART Communication (709H only) communicate with and test HART smart instruments
- Compact rugged design
- Intuitive user interface with quick-set knob for fast setup, easy to use
- 24 V dc loop power with mA measure mode
- Resolution of 1 µA on mA ranges
- Built in selectable 250 Ω resistor for HART communications
- Simple two wire connection for all measurements
- Valve test (source and simulate defined mA values with % keys)
- Upload logged mA measurements and HART device data using the 709H with optional 709H/ TRACK software



Check price and availability at [www.fluke.com/wtb](http://www.fluke.com/wtb)



# Fluke 9040/9062 Phase Rotation Indicators

Take the guess work out of phase/motor rotation measurements

## Fluke 9040

The Fluke 9040 is effective for measuring phase rotation in all areas where three-phase supplies are used to feed motors, drives and electrical systems. The Fluke 9040 is a rotary field indicator and can provide clear indication of the 3 phase via an LCD display and the phase rotation direction to determine correct connections. It allows rapid determination of phase sequence and has a voltage (up to 700 V) and frequency range suitable for commercial and industrial applications. Test probes supplied with the instrument have a variable clamping range for safe contact, especially in industrial sockets.

## Fluke 9062

The unique Fluke 9062 provides rotary field and motor rotation indication with the benefits of contact-less detection. Purpose made for commercial and industrial environments, the Fluke 9062 provides rapid indication of 3 phase rotation using test leads supplied or can be used to determine motor rotation on synchronous and asynchronous 3 phase motors. The contact-less detection is ideal for use on motors where the shaft is not visible.

Test probes supplied with the instrument have a variable clamping range for safe contact, especially in industrial sockets.



## Features

	9040	9062
3 phase indication	Via LCD	Via LED
Indication of phase rotation	•	•
Indication of motor rotation direction		•
Contact free determination of the rotation direction of running motors		•
Clear LCD display	•	
No battery required	•	

## Specifications

	9040	9062
Voltage range	40 - 700 V	Up to 400 V
Phase display	-	120 - 400 V AC
Frequency range	15 - 400 Hz	2 - 400 Hz
Operating time	Continuous	Continuous
Size (HxWxD)	124 mm x 61 mm x 27 mm	124 mm x 61 mm x 27 mm
Power supply	from unit under test	1 x 9 V
Weight	0.20 kg	0.15 kg
Warranty	Two-year	

## Ordering information

Included accessories	Models
Alligator clips - black (3), Flexible test probes - black (3).	FLUKE-9040 Phase Rotation Indicator
Alligator clips - black (3), Flexible test probes - black (3), Test leads - black (3).	FLUKE-9062 Motor and Phase Rotation Indicator

## Fluke 9062 Applications



Determine the presence of phase sequence of multiphase electrical supplies.



Determine the rotation of running motors simply by placing the instrument on the motor casing.



Check the correct rotation of motors prior to connection.

## Recommended accessories



TLK290



TLK291



C25

# Fluke 2042 Cable Locator

## The multipurpose solution to cable location

The Fluke 2042 is a professional general purpose cable locator. It is ideal for tracing cables in walls and underground, locating fuses/breakers on final circuits and locating interruptions and short-circuits in cables and electrical floor heating systems.

It can also be used for tracing metallic water and heating pipes. The unit is supplied as a complete kit comprising of a transmitter and receiver in a purpose-made carry case. The receiver also incorporates a torch function for working in dimly lit locations.

- For all applications (live or dead cables) without additional instruments
- Set includes a transmitter and a receiver
- Proven digitally coded sender signal guarantees clear signal identification
- Transmitter with LCD-display for transmitting level, transmitting code and external voltage
- Receiver with a backlight LCD-display for level of receiving signal, code of receiving signal and live voltage indication
- Automatic or manual adjustment of receiving signal sensitivity
- Switchable acoustic receiving signal
- Auto-Power-Off
- Additional torch lamp function for working in dark environments
- Additional transmitters are available for extension or to distinguish between several signals.



Receiver

Transmitter

### Fluke 2042



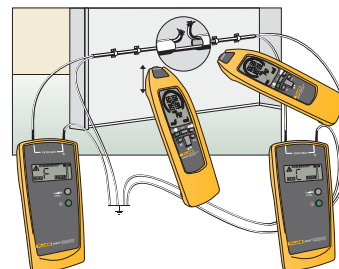
### Fluke 2042 Applications



Location of fuses/breakers and assignment to circuits



Tracing of underground cables (max. depth 2.5m)



Precise location of cable interruptions with additional transmitter

### Recommended accessories



Fluke 2042T

### Specifications

	Transmitter	Receiver
Voltage measurement range	12 V, 50 V, 120 V, 230 V, 400 V	
Frequency range	0..60 Hz	
Output signal	125 kHz	
Voltage	Up to 400 V AC/DC	
Tracing depth cable location		0..2.5m wall/underground cables
Main voltage detection		0..0.4m
Batteries	6 pc batteries 1.5 V	1 pc battery 9 V
Size (HxWxD)	190 mm x 85 mm x 50 mm	250 mm x 65 mm x 45 mm
Weight receiver		0.36 kg
Weight locator		0.45 kg
Warranty		Two-year

### Ordering information

Included accessories	Models
TL27 Heavy duty test lead set (2), TP74 Lantern tip test probe set, AC285 Alligator clip set, Soft carrying case, Hard case.	FLUKE-2042 Cable Locator (transmitter + receiver)
	FLUKE-2042T Cable Locator Transmitter

# Fluke 1650 Series Multifunction Installation Testers

Extra functionality, faster testing, and as rugged as ever

Safer, easier installation testing. The new 1650 Series builds on the rugged reputation of the earlier 1650 Series, only it's re-designed to meet your need for more productive test tools. With new features like the fast, high current loop test (including a non-trip test) and a variable RCD trip current setting, accuracy is even better and the test cycle even faster. And with the addition of a unique zero adapter accessory for accurate mains test lead compensation, the 1650 Series continues to set the standard in installation testers. The 1650 Series testers verify the safety of electrical installations in domestic, commercial and industrial applications. They can ensure that fixed wiring is safe and correctly installed to meet the requirements of IEC 60364, HD 384 and BS 7671 17th Edition wiring regulations.

### 1654B - The complete tester for advanced users

This is the instrument that has it all, in a word: it's complete. From all the test functions you need to in-built memory for documenting results. This makes it the complete solution for professionals, especially contractors, everyone who would want to have the best tool available and always understands (or know) how to use.

### 1653B - The ideal tester for professional trouble-shooters

This is the instrument that is indeed ideal for professional users due to its additional functionality. It is also ideal since even though it has high-end features, it is still easy to use – even after longer periods of non-use; because operating it is intuitive and not forgotten easily.

### 1652C - The everyday tester, for every electrical installer

This is the instrument that can be used every single day (day in, day out), and covers all the basic needs. It is the preferred tester for every front-line electrician/installer.



Fluke 1654B



Fluke 1653B



Fluke 1652C

## Features

Measurement Function	1652C	1653B	1654B
Voltage & frequency	•	•	•
Wiring polarity checker	•	•	•
Insulation resistance	•	•	•
Continuity & resistance	•	•	•
Loop & line resistance	•	•	•
Loop & line resistance-mΩ resolution	•	•	•
Prospective earth fault current (PEFC/IK)	•	•	•
Prospective short-circuit current (PSC/IK)	•	•	•
RCD switching time	•	•	•
RCD tripping level	ramp test	ramp test	ramp test
RCD variable current	•	•	•
Automatic RCD test sequence	•	•	•
Test pulse current sensitive RCDs (Type A)	•	•	•
Test smooth dc sensitive RCDs (Type B)	•	•	•
Earth resistance	•	•	•
Phase sequence indicator	•	•	•
<b>Other Features</b>			
Self-test	•	•	•
Illuminated display	•	•	•
<b>Memory, Interface</b>			
Memory	•	•	•
Extended memory	•	•	•
Computer interface	•	•	•
Time and date (When used with FukeView software)	•	•	•
Software	•	•	•

## Ordering information

Included accessories	Models
6 AA Cell batteries, C1600 Hard carrying case, Zero adapter, Mains test cord, TL165X STD Standard test lead set, TL165/UK Fused test lead set (UK only), Padded carrying strap, Quick reference guide, TP165X Remote control probe and lead, Users manual on CD-ROM.	FLUKE-1652C Multifunction Installation Tester
	FLUKE-1653B Multifunction Installation Tester
	FLUKE-1654B Multifunction Installation Tester

Check the Fluke website for the various software modules.



BS7671 17th Edition IEE Wiring Regulations IEC 60364.6.61, HD 384

## Recommended accessories



TLK290



MTC1363 (UK)



MTC77 (Europe)



ES165X1653B & 1654B



FVF-SC2

# Fluke 1650 Series Multifunction Installation Testers

Extra functionality, faster testing, and as rugged as ever

## Specifications

AC Voltage Measurement					
Range	Resolution	Accuracy 50 Hz - 60 Hz	Input Impedance	Overload Protection	
500 V	0.1 V	± (0.8% + 3 digits)	3.3 MΩ	660 Vrms	
Continuity Testing					
Range (autoranging)	Resolution	Test Current	Open Circuit Voltage	Accuracy	
20 Ω	00.1 Ω	> 200 mA	> 4 V	± (1.5% + 3 digits)	
200 Ω	0.1 Ω				
2000 Ω	1 Ω				
Insulation Resistance Measurement					
Model	Test Voltage	Insulation Resistance Range	Resolution	Test Current	Accuracy
1653B / 1654B	50 V	10 kΩ to 50 MΩ	0.01 MΩ	1 mA @ 50 kΩ	± (3% + 3 digits)
1653B / 1654B	100 V	20 kΩ to 100 MΩ	0.01 MΩ 0.1 MΩ	1 mA @ 100 kΩ	± (3% + 3 digits)
1653B / 1654B	250 V	20 kΩ to 200 MΩ	0.01 MΩ 0.1 MΩ	1 mA @ 250 kΩ	± (1.5% + 3 digits)
1653B / 1654B 1652C 1653B / 1654B	500 V	20 MΩ 200 MΩ 500 MΩ	0.01 MΩ 0.1 MΩ 1 MΩ	1 mA @ 500 kΩ	± (1.5% + 3 digits) + 10%
1653B / 1654B 1652C	1000 V	20 MΩ 200 MΩ 1000 MΩ	0.1 MΩ 1 MΩ	1 mA @ 1 MΩ	± (1.5% + 3 digits) + 10%
Loop Impedance Measurement					
Range	Resolution	Accuracy <sup>[1]</sup>			
10 Ω	0.001 Ω	Hi Current mΩ mode: ± (2% + 15 digits) No Trip mode: ± (3% + 6 digits)			
20 Ω	0.01 Ω	Hi Current mode: ± (2% + 4 digits) No Trip mode: ± (3%)			
200 Ω	0.1 Ω	Hi Current mode: ± (2%)			
2000 Ω	1 Ω	± 6% <sup>[2]</sup>			
Notes					
[1] Valid for resistance of neutral circuit <20 Ω and up to a system phase angle of 30°. Test leads must be zeroed before testing.					
[2] Valid for mains voltage >200 V.					
PFC, PSC Test					
Range	1000A / 10kA(50kA)				
Resolution and Units	1A / 0.1kA				
Accuracy	Determined by accuracy of loop resistance and mains voltage measurements				
Computation Prospective Earth Fault Current (PEFC) or Prospective Short Circuit Current (PSC) determined by dividing measured mains voltage by measured loop (L-PE) resistance or line (L-N) resistance, respectively.					
RCD Testing					
RCD Type <sup>[6]</sup>		Model 1652C	Model 1653B	Model 1654B	
AC <sup>[1]</sup>	G <sup>[2]</sup>	•	•	•	
AC	S <sup>[3]</sup>	•	•	•	
A <sup>[4]</sup>	G	•	•	•	
A	S	•	•	•	
B <sup>[5]</sup>	G			•	
B	S			•	
Notes					
[1] AC - Responds to ac		[5] B - Responds to smooth dc			
[2] G - General, no delay		[6] RCD test inhibited for V >265 ac			
[3] S - Time delay		RCD tests permitted only if the selected current, multiplied by earthing resistance, is <50V.			
[4] A - Responds to pulsed signal					
Tripping Time Test (ΔT)					
Current Settings	Multiplier	Test Current Accuracy	Trip Time Accuracy		
10, 30, 100, 300, 500, 1000 mA, VAR	X 1/2	+ 0% - 10%	± (1% Reading + 1 digit)		
10, 30, 100 mA	X 5	+ 10% - 0%	± (1% Reading + 1 digit)		
Tripping Current (Ramp) Test					
Current Range	Step Size	Dwell Time		Measurement Accuracy	
		Type G	Type S		
30% to 110% of RCD rated current <sup>[1]</sup>	10% of 1 Δ N <sup>[2]</sup>	300 ms/step	0 ms/step	±5%	
Notes					
[1] 30% to 150% for Type A Δ N > 10 mA		50% to 100% for Type AC			
30% to 210% for Type A Δ N = 10 mA		35% to 140% for Type A ( > 10 mA)			
20% to 210% for Type B		35% to 200% for Type A ( ≤ 10 mA)			
Specified trip current ranges (EN 61008-1):		50% to 200% for Type B			
		[2] 5% for type B			
Earth Resistance Test (RE) - Fluke 1654B and 1653B only					
Range	Resolution	Accuracy			
200 Ω	0.1 Ω	± (2% + 5 digits)			
2000 Ω	1 Ω	± (3.5% + 10 digits)			
General Specifications					
Battery type	Alkaline supplied. Usable with 1.2 V NiCD or NiMH rechargeable batteries				
Size (HxWxD)	100 mm x 250 mm x 125 mm				
Weight	1.3 kg				
Warranty	Three-year				

Check the Fluke website for detailed specifications.



### Slim probe design

Thanks to its slim probe with integral test button, you can safely make one-handed measurements on hard to reach points, while keeping your eyes on the panel. This remote probe is powered by the tester so always operable (does not require additional batteries!).



### Zero Adaptersign

For easy, always reliable and accurate compensation for test leads and mains cords. This adapter can be used for all different kind of mains plugs as well as test accessories like probes, alligator clips etc.



### Complete kit

All 1650 models are equipped with detachable leads that can be replaced in case of damage or loss. A durable hard case will protect your instrument in tough field conditions.

# Fluke 726 and 725 Multifunction Process Calibrators



## Fluke 726 Precision Multifunction Process Calibrator

The Fluke 726 measures and sources nearly all process parameters and can calibrate almost anything. Interpret results without the help of a calculator and store measurement data for later analysis.

- Precise measurement and calibration source performance, accuracies of 0.01 %
- Transmitter error % calculation, interpret calibration results without a calculator
- Memory storage for up to eight calibration results, return stored calibration data from the field for later analysis
- Frequency totalizer and frequency pulse train source mode for enhanced flowmeter testing
- HART mode inserts 250 ohm resistor in mA measure and source for compatibility with HART instrumentation
- Integrated pressure switch test allows you to capture the set, reset and deadband of a switch
- Custom RTD curves, add calibration constants for certified RTD probes for temperature measurement
- Voltage input protection design for improved reliability



## Fluke 725 Multifunction Process Calibrator

- Measure volts, mA, RTDs, thermocouples, frequency and ohms to test sensors and transmitters
- Source/simulate volts, mA, thermocouples, RTDs, frequency, ohms and pressure to calibrate transmitters
- Measure/source pressure using any of 29 Fluke 700Pxx Pressure Modules
- Source mA with simultaneous pressure measurement to conduct valve and I/P tests
- Support flow meter testing with frequency and counts per minute (CPM) functions
- Perform fast linearity tests with auto step and auto ramp features



Intrinsically safe version available (see page 43)

## Specifications

### Measure and source

Functions	Range or type	Resolution	Accuracy	Notes
Voltage	0 to 100 mV 0 to 10 V (source) <b>0 to 20 V (source)</b> 0 to 30 V (measure)	0.01 mV 0.01 V 0.01 V 0.01 V	<b>0.01 %</b> , 0.02 % Rdg + 2 LSD	Max load, 1 mA
mA	0 to 24	0.001 mA	<b>0.01 %</b> , 0.02 % Rdg + 2 LSD	Max load, 1000 Ω
mV (TC terminals)	-10.00 mV to +75.00 mV	.01 mV	<b>0.01 %</b> , 0.02 % of range + 1 LSD	—
Ohms	15 Ω to 3,200 Ω <b>5 Ω to 4,000 Ω</b>	0.01 Ω to 0.1 Ω	0.10 Ω to 1.0 Ω <b>0.015 %</b>	—
Hz - CPM	2.0 to 1,000 CPM 1 to 1000 Hz 1.0 to 10.0 kHz <b>10.0 to 15.0 kHz</b>	0.1 CPM 1 Hz 0.1 kHz <b>0.1 kHz</b>	± 0.05 % ± 0.05 % ± 0.25 % <b>± 0.05 %</b>	Source; 5 V p-p <b>1 V to 20 V p-p</b> squarewave, -0.1 V offset
Loop supply	24 V dc	N/A	10 %	—
T/C	J, K, T, E, L, N, U, XK	0.1 °C, 0.1 °F	to 0.7 °C <b>to 0.2 °C</b>	—
T/C	B, R, S, BP	1 °C, 1 °F	to 1.7 °C <b>to 1.2 °C</b>	—
RTDs	<b>Cu (10)</b> , Ni120 (672) Pt 100, 200, 500, 1000 (385) Pt 100 (3916), Pt 100 (3926)	<b>0.01 °C</b> , <b>0.01 °F</b>  0.1 °C, 0.1 °F	<b>to 0.15 °C</b>  to 0.2 °C	—

Unique 726 specifications are bolded.

### General specifications

**Storage temperature:** -20 °C to 71 °C  
**Operating temperature:** -10 °C to 55 °C  
**Relative humidity:** 90 % (10 °C to 30 °C); 75 % (30 °C to 40 °C); 45 % (40 °C to 50 °C); 35 % (50 °C to 55 °C)  
**Shock:** 1 meter drop test  
**Safety:** CSA C22.2 No. 1010.1:1992  
**EMC:** EN50082-1:1992 and EN55022:1994 Class B  
**Size (HxWxD):** 200 mm x 96 mm x 47 mm (7.9 in x 3.8 in x 1.9 in)  
**Weight:** 650 g (23 oz)  
**Battery:** Four AA alkaline batteries  
**Battery life:** 25 hours typical  
**Warranty:** Three-years

## Recommended accessories



**TPAK**  
Magnetic Meter Hanger  
See page 71

**80PK-27**  
Industrial Surface Temperature Probe  
See page 67

**700Pxx**  
Pressure Modules  
See page 40

**C125**  
Soft Carrying Case  
See page 63

Simultaneous function capability	Channel A	Channel B
24.000 mA dc	M	M or S
24.000 mA dc with 24 V loop supply	M	—
100.00 mV dc	—	M or S
30.000 V dc measure	M	—
20.000 V dc measure; 10.000 V dc source; 20.000 V dc source	—	M or S
15 Ohms to 3200 Ohms (725); 5 Ohms to 4000 Ohms (726)	—	M or S
Thermocouple J, K, T, E, R, S, B, M, L, U, N, XK, BP	—	M or S
RTD Cu 10, Ni120; Pt100 (392); Pt100 (JIS); Pt100, 200, 500, 1000 (385), XK and BP	—	M or S
Pressure (requires Fluke 700PXX Modules)	M	M used as S
Frequency: 10 kHz; (15 kHz 726)	—	M or S

M = Measure, S = Source/Simulate

## Ordering information

Included accessories	Models
Test leads, test clips, one pair of stackable test leads, product overview manual, users manual in 14 languages on CD.	FLUKE-726 Precision Multifunction Process Calibrator
	FLUKE-725 Ex Intrinsically Safe Precision Multifunction Process Calibrator
	FLUKE-725 Multifunction Process Calibrator

Check price and availability at [www.fluke.com/wtb](http://www.fluke.com/wtb)

# Fluke 712, 714 and 724 Temperature Calibrators



The Fluke 710 Series temperature calibrators deliver outstanding performance, durability and reliability. And with a push-button interface, similar to the multifunction Fluke 750 Series Documenting Process Calibrators, the 710 Series are easy to use. Each calibrator is EMI tolerant, dust- and splash-resistant, and features a removable battery door for quick battery changes.

## Fluke 714 Thermocouple Calibrator

- Measure temperature from TC probes
- Simulate TC output
- Operable with nine types of thermocouples
- Calibrate linear TC transmitter with mV source function
- Selectable °F or °C
- 25 % stepping, auto-step and auto-ramp
- Available as accessories: Fluke 700TC1 and TC2 Thermocouple Mini-plug Kits
- Ramp and Step Ramp output functions

## Fluke 712 RTD Calibrator

- Compatible with pulsed current transmitters
- Measure temperature from an RTD probe
- Simulate RTD output
- Operates with seven types of RTD
- Measure additional RTDs using ohms measurement function
- Simulate additional RTDs using ohms source function
- °F or °C selectable
- 25 % stepping, auto-step and auto-ramp
- Ramp and Step Ramp output functions



## Specialty model

### Fluke 724 Temperature Calibrator

- Source/measure TCs, RTDs, volts and ohms
- Measure mA while supplying loop power
- 25 % and 100 % stepping, auto-step and auto ramp



## Recommended accessories



**TL175 (712/724)**  
TwistGuard™ Test Leads  
See page 66



**TL220 (712/724)**  
SureGrip Industrial Test Lead Set  
See page 64



**80PK-24 (714/724)**  
SureGrip Air Temperature Probe  
See page 67



**80PK-3A (712/724)**  
Surface Probe  
See page 67



**TPAK**  
Magnetic Meter Hanger  
See page 71



**AC220**  
SureGrip Alligator Clips  
See page 66



**C101 (724)**  
Meter Hard Case  
See page 63



**C25 (712/714)**  
Large Soft Case  
See page 63

## Specifications

Models	Functions	Range	Resolution	Accuracy	Notes
Fluke 712	Measure/simulate RTD	-200 °C to 800 °C (Pt 100-385)	0.1 °C, 0.1 °F	0.2 °C, 0.4 °F (Pt 100-385)	Pt; 100 200 500 1000 (385); Pt 100 (392); Pt 100 (392) JIS; Ni 120 (672)
	Measure/simulate resistance	5 Ω to 4000 Ω	0.1 Ω	0.025 %	—
Fluke 714	Measure/simulate thermocouple	-200 °C to 1800 °C, depending on type (K, -200 °C to 1370 °C)	0.1 °C or °F (1 °C or °F; BRS)	0.5 °C, 0.8 °F (Type K)	9 TC types; J K T E R S B per NIST 175 and ITS-90 L U per DIN 43710 and PTS-68
	Measure/simulate mV	-10 mV to 75 mV	0.01 mV	0.015 % +10 μV	—

**General specifications for all Fluke 712 through 718 calibrators.**  
**Maximum voltage:** 30 V. **Non-operating temperature:** -40 °C to 60 °C. **Operating temperature:** -10 °C to 55 °C.  
**Relative humidity:** 95 % (10 °C to 30 °C); 75 % (30 °C to 40 °C); 45 % (40 °C to 50 °C); 35 % (50 °C to 55 °C).  
**Operating altitude:** 3,000 m max. **Shock:** 1 m drop test. **Vibration:** Random, 2 g, 5-500 Hz.  
**Safety:** CSA C22.2 No. 1010.1-1992. **EMC:** EN50082-1:1992 and EN55022:1994 Class B.  
**Size/weight (HxWxD) (712-717):** 187 mm x 87 mm x 32 mm (7.35 in x 3.41 in x 1.25 in) 330 g (12 oz).  
**Size/weight (HxWxD) (712-717 with holster):** 201 mm x 98 mm x 52 mm (7.93 in x 3.86 in x 2.06 in) 600 g (21 oz).  
**Size/weight (HxWxD) (718):** 210 mm x 83 mm x 62 mm (8.25 in x 3.27 in x 2.44 in) 737 g (26 oz).  
**Size/weight (HxWxD) (718 with holster):** 216 mm x 94 mm x 66 mm (8.50 in x 3.72 in x 2.60 in) 992 g (35 oz).  
**Power:** 9 V battery ANSI/NEDA 1604A or IEC 6LR619V alkaline; two batteries in 718.  
**Battery life:** 4 to 20 hours, typical, depending on functions used.  
**Warranty:** Three-year (one-year on pressure pump in Fluke 718).

## Ordering information

Included accessories	Models
Test leads, test clips, one pair of stackable test leads, product overview manual, users manual in 14 languages on CD.	FLUKE-724 Temperature Calibrator
Test leads, alligator clips (excluding model 714), holster with test lead storage, single 9 V alkaline battery and instruction sheet (14 languages).	FLUKE-714 Thermocouple Calibrator
	FLUKE-712 RTD Calibrator

Check price and availability at [www.fluke.com/wt8](http://www.fluke.com/wt8)

# Fluke Calibration Temperature Sources



## 9142/9143/9144 Field Metrology Wells

### Small dry wells for big field applications

- Lightweight, portable, and fast
- Cool to -25 °C in 15 minutes and heat to 660 °C in 15 minutes
- Built-in two-channel readout for PRT, RTD, thermocouple, 4-20 mA current
- Stability to ± 0.01 °C



## 9103/9140/9141 Field Dry-Well Calibrators

- Lightweight and very portable
- Three models ranging from -25 °C to 650 °C
- Accuracy to ± 0.25 °C
- Stability to ± 0.02 °C



## 4180/4181 Precision Infrared Calibrators

### Accredited performance for point-and-shoot calibrations

- Calibrated radiometrically for meaningful, consistent results
- Accredited calibration included
- Accurate, reliable performance from -15 °C to 500 °C

## Recommended accessories



**9142-CASE**  
Carrying Case



**9936A LogWare III**  
Temperature Data Logging Software



**4180-CASE**  
Carrying Case



**4080-DCAS**  
Carrying Case w/wheels



## 1620A Digital Thermometer-Hygrometer

### The most accurate temperature and humidity graphical data logger on the market

- Superior accuracy
- Network enabled
- Powerful logging and analysis tools

## Ordering information

Models		Specify X, X = A, B, C, or D included insert
9103-X	Field Dry-Well Calibrator, -25 °C to 140 °C	Insert A: 1/16" (1.6 mm), 1/8" (3.2 mm), 3/16" (4.8 mm), 1/4" (6.35 mm), 3/8" (9.5 mm) and 1/2" (12.7 mm) Insert B: 2 at 3/16" (4.8 mm), 2 at 1/4" (6.35 mm), and 2 at 3/8" (9.5 mm) Insert C: 6 at 1/4" (6.35 mm) Insert D: 2 at 3 mm, 2 at 4 mm, and 2 at 6 mm
9140-X	Field Dry-Well Calibrator, 35 °C to 350 °C	
9141-X	Field Dry-Well Calibrator, 50 °C to 650 °C	

Models		Well inserts
9142-X	Field Metrology Well, -25 °C to 150 °C	9142-INSA Insert A, 9142, misc holes 9142-INSB Insert B, 9142, comp holes 9142-INSC Insert C, 9142, 6 x 0.25 in holes
9142-X-P	Field Metrology Well, -25 °C to 150 °C, process version	
9143-X	Field Metrology Well, 33 °C to 350 °C	
9143-X-P	Field Metrology Well, 33 °C to 350 °C, process version	9143-INSA Insert A, 9143, misc holes 9143-INSB Insert B, 9143, comp holes 9143-INSC Insert C, 9143, 6 x 0.25 in holes
9144-X	Field Metrology Well, 50 °C to 660 °C	
9144-X-P	Field Metrology Well, 50 °C to 660 °C, process version	

Included accessories	Models
Report of Calibration (NVLAP accredited), power cord, user's guide, documentation CD, target cover, serial cable.	4180 Precision Infrared Calibrator, -15 °C to 120 °C
	4181 Precision Infrared Calibrator, 35 °C to 500 °C

Included accessories	Models
Accessories vary by model. For details see <a href="http://www.flukecal.com/DewK">www.flukecal.com/DewK</a>	1621A "DewK" Thermo-Hygrometer*
	1622A "DewK" Thermo-Hygrometer*

\*Each model comes in "-H" version (High-Accuracy Value Kit) and "-S" version (Standard-Accuracy Value Kit).

# Fluke 717, 718 and 719 Pressure Calibrators

## Accurate and rugged, temperature calibration tools



Fluke 719



### Fluke 719 Electric Pressure Calibrators

- Electric pump enables one-handed pressure pumping and makes pressure calibration quicker and easier
- Best in class 0.025 % pressure measurement accuracy
- Programmable pump limit settings can eliminate over-pressurization—set 'pump to' pressure values
- Two ranges, 30 psi and 100 psi

### Fluke 718 Pressure Calibrators

- 1, 30, 100 and 300 psi ranges available
- Pump to 300 psi, 20 bar with internal pump (718-300G)
- 718-1G includes special low volume pump and high measurement resolution for low pressure calibration

### Fluke 717 Pressure Calibrators

- Measure up to 10,000 psi/690 bar sensor (10000G model)
- Compatible with non-corrosive gases and liquids

### 718 and 719

- Precision vernier for fine pressure adjustment
- Variable release rate bleed valve for controlled pressure release



Fluke 718



Fluke 717

### 717, 718 and 719 common features

- Pressure switch test makes a difficult task easy, captures set, reset and deadband values of a pressure switch
- 717 and 718, measure pressure to 0.025 % of full scale with internal sensor
- Measure mA with 0.015 % accuracy and 0.001 mA resolution, while sourcing 24 V loop power

### Specifications

Models	Range	Resolution	Comment
717-1	+/- 1 psi, 27.5 in H <sub>2</sub> O, (-7 - +7 kPa)	+0.0001 psi, 0.0001 kPa, 0.0001 in H <sub>2</sub> O	Fluke 718 dry air only and includes on board pump
718-1G			
717-15G	-12 to 15 psi, -83 to 103 kPa	0.001 psi, 0.01 kPa, 0.01 in H <sub>2</sub> O	—
717-30G	-12 to +30 psi, (-83 to 207 kPa)	0.001 psi, 0.001 kPa, 0.001 in H <sub>2</sub> O	Fluke 718 and Fluke 719 dry air only and includes on board pump
718-30G* and 719-30G			
717-100G	-12 to +100 psi, (-83 to 690 kPa)	0.01 psi, 0.01 kPa, 0.01 in H <sub>2</sub> O	Fluke 718 and Fluke 719 dry air only and includes on board pump
718-100G* and 719-100G			
717-300G	-12 to +300 psi, (-83 to +2070 kPa)	0.01 psi, 0.01 kPa, 0.01 in H <sub>2</sub> O	Fluke 718 dry air only and includes on board pump
718-300G* and 719-300G			
717-500G	0-500 psi, 0-3450 kPa	0.01 psi, 0.1 kPa	Compatible with non-corrosive gases and fluids
717-1000G	0-1000 psi, 0-6900 kPa	0.01 psi, 0.1 kPa	Compatible with non-corrosive gases and fluids
717-1500G	0-1500 psi, 0-10342 kPa	0.1 psi, 1 kPa	Compatible with non-corrosive gases and fluids
717-3000G	0-3000 psi, 0-20700 kPa	0.1 psi, 1 kPa	Compatible with non-corrosive gases and fluids
717-5000G	0-5000 psi, 0-34500 kPa	0.1 psi, 1 kPa	Compatible with non-corrosive gases and fluids
717-10000G	0-10000 psi, 0-69000 kPa	1 psi, 1 kPa	Compatible with non-corrosive gases and fluids
Pressure accuracy	0.035 % of range, 1 year. 0.025 % for 6 months, 717 and 718-1G: 0.05 % 6 months, 1 year, 718 and 717-300G 0.035 % 6 months, 0.05 % 1 year		
mA measurement	0-24 mA range	0.001 mA resolution	Accuracy: ± 0.015 % + 1 count
Loop power	24 V dc		Accuracy: ± 10 %

\*Intrinsically safe models available, see page 39. **Warranty:** Three-year on calibrator, one-year on pump.

### Ordering information

Included accessories	Models			
Test leads, alligator clips, holster, test hose (719), one 9 V alkaline battery (two 9 V batteries in 718 and 719), safety sheet.	FLUKE-719 30G	Electric Pressure Calibrator	FLUKE-719-100G	Electric Pressure Calibrator
	FLUKE-718 1G	Pressure Calibrator	FLUKE-718 30US	Pressure Calibrator
	FLUKE-718 100US	Pressure Calibrator	FLUKE-718 300G	Pressure Calibrator
	FLUKE-717 1G	Pressure Calibrator		
	FLUKE-717 15G	Pressure Calibrator	FLUKE-717 30G	Pressure Calibrator
	FLUKE-717 100G	Pressure Calibrator	FLUKE-717 300G	Pressure Calibrator
	FLUKE-717 500G	Pressure Calibrator	FLUKE-717 1000G	Pressure Calibrator
	FLUKE-717 1500G	Pressure Calibrator	FLUKE-717 3000G	Pressure Calibrator
	FLUKE-717 5000G	Pressure Calibrator	FLUKE-717 10000G	Pressure Calibrator

For a full list of Fluke 700 Pressure Modules, visit [www.fluke.com/pressure](http://www.fluke.com/pressure).

### Pressure modules

#### Fluke 700 Series Pressure Modules

- 29 pressure modules
- 8 intrinsically safe pressure modules\*
- Ranges from 1,000 in H<sub>2</sub>O (0.2491 kPa) to 10,000 psi (68.948 MPa)
- Gage, differential, dual (compound), absolute and vacuum modules
- Rugged cases protect the modules from harsh environments
- Full-accuracy performance from 0 °C to 50 °C



\*For use with 718Ex and 725Ex only



Fluke Process Calibrators in this catalog displaying the Pressure Enabled symbol display readings from the 700 Series Pressure Modules.

### Recommended accessories



**700ILF**  
In-Line Filter  
See page 68



**700LTP-1**  
Low Pressure Test Pump  
See page 68



**700HTP-2**  
Hydraulic Test Pump  
See page 68



**C116**  
Large Soft Case  
See page 63

Check price and availability at [www.fluke.com/wt8](http://www.fluke.com/wt8)



# 2700G Series Reference Pressure Gauges




The 2700G Reference Pressure Gauges provide best-in-class measurement performance in a rugged, easy-to-use, economical package. Improved measurement accuracy allows it to be used for a wide variety of applications. It is ideal for calibrating pressure measurement devices such as pressure gauges, transmitters, transducers, and switches. In addition, it can be used as a check standard or to provide process measurements with data logging.

- Precision pressure measurement from 100 kPa (15 psi) to 70 MPa (10,000 psi)
- Accuracy to 0.02 % of full scale
- Easy-to-use, rugged construction for reliable performance
- Combine with a Fluke PTP or HTP pump kit or P551X comparison test pump for a complete pressure testing solution

Combine P5500 comparison test pumps with one or more 2700G reference pressure gauge for a complete 0.02 % accuracy calibration system:

- **P5510:** integrated pneumatic hand pump with pressure generation to 300 psi (2 MPa), vacuum to -12 psi (-80 kPa)
- **P5513:** pneumatic pressure adjustment to 3,000 psi (21 MPa) with fine adjust inlet and outlet valves and precise screw press
- **P5514:** hydraulic pressure generation and adjustment to 10 k psi (70 MPa) with fine screw press and reservoir
- **P5515:** integrated hydraulic pressure generation and adjustment to 20 k psi (140 MPa) with high volume priming pump and fine screw press

All P5500 comparison test pumps feature two pressure ports to connect both 2700G and the device to be tested. Test ports are unique o-ring design allowing quick, hand-tight operation to full pressure without the need for PTFE tape or wrenches. Includes adapters for 10 different NPT, BSP and metric sizes.



5514



5515

## Specialty models

### P3000 Deadweight Testers



With features designed to improve accuracy and performance, increase reliability and simplify operation these high performance deadweight testers can be used to calibrate virtually any pressure sensing device, including transducers, transmitters, gauges or pressure switches.

- Piston/cylinder design provides stability and repeatability
- Built-in pressure generation and control options for vacuum, gas and hydraulic models
- Mounted spirit level and adjustable feet
- Test station design with O-rings eliminates the need for PTFE tape or wrenches
- Sturdy enclosure and weight boxes for easy transport

### P5500 Comparison Test Pumps



These test pumps are designed for testing pressure measuring instruments against master test instruments.

## Ordering information

Included accessories	Models
Items included with gauge: Manual on CD-ROM in 14 languages, calibration certificate, ¼ NPT female to ¼ BSP male adapter, ¼ NPT female to M20X1.5 adapter, universal ac power supply, USB communication cable	2700G-BG100K Reference Pressure Gauge, -15 to 15 psi (-100 to 100 kPa)
	2700G-BG200K Reference Pressure Gauge, -15 to 30 psi (-100 to 200 kPa)
	2700G-BG700K Reference Pressure Gauge, -12 to 100 psi (-80 to 700 kPa)
	2700G-BG2M Reference Pressure Gauge, -12 to 300 psi (-80 kPa to 2 MPa)
	2700G-BG3.5M Reference Pressure Gauge, -12 to 500 psi (-80 kPa to 3.5 MPa)
	2700G-BG7M Reference Pressure Gauge, -12 to 1000 psi (-80 kPa to 7 MPa)
	2700G-G20M Reference Pressure Gauge, 0 to 3000 psi (0 to 20 MPa)
	2700G-G35M Reference Pressure Gauge, 0 to 5000 psi (0 to 35 MPa)
	2700G-G70M Reference Pressure Gauge, 0 to 10 000 psi (0 to 70 MPa)

Included accessories	Base model	Available ranges	Accuracy
Included: Traceable certificate of calibration, transportable carry cases, M20X1.5, M14X1.5 and 1/8 inch, 1/4 inch, 3/8 inch and 1/2 inch NPT and BSP female adapters, operating fluid (where applicable) and spare seals.	P301X and P302X gas/vacuum deadweight tester, 1 or 2 pistons	Ranges from vacuum to 500 psi (3.5 MPa)	0.15 % rdg (0.008 % optional)
	P303X, liquid lubricated gas deadweight tester, single piston	Ranges to 2000 psi (14 MPa)	0.15 % rdg (0.008 % optional)
	P31XX oil deadweight tester, 1 or 2 pistons	Ranges to 20 k psi (140 MPa)	0.15 % rdg (0.008 % optional)
	P32XX, water-operated deadweight tester, 1 or 2 pistons	Ranges to 10 k psi (70 MPa)	0.15 % rdg (0.008 % optional)
	P38XX, oil deadweight tester, single piston	Ranges to 60 k psi (400 MPa)	0.2 % rdg (0.015 % optional)

Base model	Available ranges
P5510, gas/vacuum comparison test pump	Generation and control from vacuum to 300 psi (2 MPa)
P5513, high pressure gas comparison test pump	Ranges to 3000 psi (20 MPa)
P5514, hydraulic comparison test pump	Generation and control to 10 k psi (70 MPa)
P5515, hydraulic comparison test pump	Generation and control to 20 k psi (140 MPa)

# Fluke 1523/1524 Reference Thermometers



Fluke 1524

The 1523/1524 Reference Thermometers from Fluke Calibration measure, graph and record PRTs, thermocouples and thermistors. You can measure up to 0.3 seconds per sample and plot and scale trends in real time. Both thermometers have memory for up to 25 readings with statistics. The 1524 has two inputs with data logging memory for 15,000 measurements with date and time stamps.

- High accuracy PRTs:  $\pm 0.011\text{ }^{\circ}\text{C}$ ;  
Thermocouples:  $\pm 0.24\text{ }^{\circ}\text{C}$ ;  
Thermistors:  $\pm 0.002\text{ }^{\circ}\text{C}$
- A simple user interface to see trends quickly
- Smart connectors to load probe information automatically
- Use a PC and optional LogWare II software to monitor and log more data over time



Fluke 1523

## 1551A/1552A “Stik” Thermometers



1551A/1552A

### Best substitute for precision mercury-filled glass thermometers

Finally, a digital substitute for your mercury-in-glass thermometers! Accurate and repeatable to  $\pm 0.05\text{ }^{\circ}\text{C}$  over its full range, the 1551A/1552A “Stik” Thermometer is the new gold standard of industrial temperature calibration. Whether working outdoors in environments where potentially explosive gases may be present or on the floor of a processing plant, the intrinsically-safe, battery operated, portable reference thermometer is designed to go where you work.

- Accuracy of  $\pm 0.05\text{ }^{\circ}\text{C}$  ( $\pm 0.09\text{ }^{\circ}\text{F}$ ) over full range
- Intrinsically safe (ATEX and IECEx compliant)
- Two models to choose from ( $-50\text{ }^{\circ}\text{C}$  to  $160\text{ }^{\circ}\text{C}$  or  $-80\text{ }^{\circ}\text{C}$  to  $300\text{ }^{\circ}\text{C}$ )

### Specifications

Temperature	Accuracy – 1523/1524 with 5616-12 PRT	Accuracy – 1523/1524 with 5610-9 Thermistor
$-200\text{ }^{\circ}\text{C}$ ( $-328\text{ }^{\circ}\text{F}$ )	0.014	–
$0\text{ }^{\circ}\text{C}$ ( $32\text{ }^{\circ}\text{F}$ )	0.021	0.009
$100\text{ }^{\circ}\text{C}$ ( $212\text{ }^{\circ}\text{F}$ )	0.027	0.030
$300\text{ }^{\circ}\text{C}$ ( $572\text{ }^{\circ}\text{F}$ )	0.040	–
$420\text{ }^{\circ}\text{C}$ ( $788\text{ }^{\circ}\text{F}$ )	0.050	–

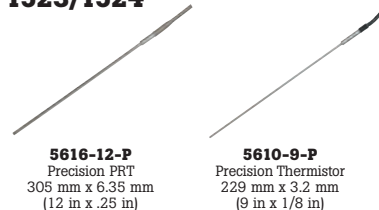
Equivalent temperature readout accuracy for measuring type K thermocouples is  $\pm 0.24\text{ }^{\circ}\text{C}$  ( $\pm 0.43\text{ }^{\circ}\text{F}$ ) from  $0\text{ }^{\circ}\text{C}$  to  $1370\text{ }^{\circ}\text{C}$  ( $32\text{ }^{\circ}\text{F}$  to  $2498\text{ }^{\circ}\text{F}$ ) and  $\pm 0.61\text{ }^{\circ}\text{C}$  ( $\pm 1.10\text{ }^{\circ}\text{F}$ ) from  $-200\text{ }^{\circ}\text{C}$  to  $0\text{ }^{\circ}\text{C}$  ( $-328\text{ }^{\circ}\text{F}$  to  $32\text{ }^{\circ}\text{F}$ ). Additional errors for thermocouple accuracy or calibration must be added separately.

### Ordering information

Included accessories	Models
12 V dc universal power supply, RS-232 cable, NIST traceable calibration certificate, technical manual and 9940 IO Toolkit software on CD, three AA batteries, users guide.	FLUKE-1524 Thermometer Readout (2 inputs)
	FLUKE-1523 Thermometer Readout (1 input)
TPAK, 2373-LTC, carrying case.	FLUKE-1524-P1 1524 Bundled with 5616 PRT
	FLUKE-1523-P1 1523 Bundled with 5616 PRT
	FLUKE-5616-12-P Precision PRT w/calibration, 305 mm x 6.35 mm ( $-200\text{ }^{\circ}\text{C}$ to $420\text{ }^{\circ}\text{C}$ )
	FLUKE-5610-9-P Precision Thermistor w/calibration, 229 mm x 3.2 mm ( $0\text{ }^{\circ}\text{C}$ to $100\text{ }^{\circ}\text{C}$ )
NVLAP-accredited report of calibration, user’s guide on CD-ROM, 3 AAA batteries.	1551A-9 Thermometer, Fixed RTD, $-50\text{ }^{\circ}\text{C}$ to $160\text{ }^{\circ}\text{C}$ , 3/16 x 9 in
	1551A-12 Thermometer, Fixed RTD, $-50\text{ }^{\circ}\text{C}$ to $160\text{ }^{\circ}\text{C}$ , 1/4 x 12 in
	1552A-12 Thermometer, Fixed RTD, $-80\text{ }^{\circ}\text{C}$ to $300\text{ }^{\circ}\text{C}$ , 1/4 x 12 in
Traceable calibration report, user manual CD, getting started guide, power cord, thermocouple shorting jumper, and USB-to-serial adapter cable.	7526A Precision Process Calibrator

Model number appended with a -9, -12, -20 indicates probe sheath length in inches. All probe diameters are 6.35 mm (1/4 in) with the exception of the 1551A-9, which is 4.8 mm diameter (3/16 in).

### Recommended accessories 1523/1524



**5616-12-P**  
Precision PRT  
305 mm x 6.35 mm  
(12 in x .25 in)

**5610-9-P**  
Precision Thermistor  
229 mm x 3.2 mm  
(9 in x 1/8 in)



**1523-CASE**  
1523/1524 Readout and Probe Carrying Case



**2384-P, 2384-T**  
INFO-CON Connectors, PRT (gray cap) or TC (blue cap)

### Recommended accessories 1551A/1552A



**1551-CASE**  
Carrying Case

### 7526A Precision Process Calibrator



- Source and measure dc voltage, current, resistance, thermocouples and RTDs
- Precision pressure measurement
- Built-in 24 V dc transmitter loop power supply
- Measure 4 mA to 20 mA loop current

# Intrinsically Safe Products

## Calibrators, thermometers and multimeters designed to intrinsic safety standards

### What is "Intrinsically Safe"?

Intrinsic safety is a protection method employed in potentially explosive atmospheres. Devices that are certified as "intrinsically safe" are designed to be unable to release sufficient energy, by either thermal or electrical means, to cause ignition of flammable material (gas or dust/particulates).

There are no global intrinsically safe standards or certifications, but there are organizations that influence directives in certain world geographies.



**Factory Mutual** – In the United States, Factory Mutual Research, managed by Factory Mutual (FM) Global, is a non-profit scientific and testing organization that has tested and certified over 40,000 products in the last 165 years. FM Research has set certification guidelines for equipment used in potentially explosive atmospheres.

**Canadian Standards Association (CSA)** – Accreditation body for North American regulations, based in Toronto, Canada.

**ATEX** – The primary intrinsically safe standard, which has been set in the European Union with the Directive 94/9/EC, commonly called ATEX (Atmosphères Explosibles), French for explosive atmospheres.


Fluke products	ATEX certified	North American Certification	For additional product detail
 28 II Ex: Intrinsically Safe True-rms Multimeter	 II 2 G Ex ia IIC T4	FM Approval Pending	See page 11
 707Ex: Intrinsically Safe mA Calibrator	 II 2 G Ex ia IIC T4	 N.I. Class I, Div 2, Groups A-D T4	See page 35
 718Ex: Intrinsically Safe Pressure Calibrator	 II 1 G Ex ia IIC T4	 LR 11040 I.S. Class I, Div 1, Groups A-D T4	See page 40
 725Ex: Intrinsically Safe Multifunction Calibrator	 II 1 G Ex ia IIB 171 °C	 LR 11040 I.S. Class I, Div 1, Groups B-D, 171 °C	See page 37
 700PEX: Intrinsically Safe Pressure Modules	 II 1 G Ex ia IIC T4	 22189 I.S. Class I, Div 1, Groups A-D T4	See page 40
 574-NI Nonincendive Infrared Thermometer		 Class I, Division 2, Groups A, B, C, D; Class I, Zone 2 IIC	See page 55
 700G Series Intrinsically Safe Pressure Gauges	 II 3 G Ex ia IIB T6	 LR 11040 CSA Class I, Div. 2 Groups A-D rating	See page 43

### Ordering information

Models	Models
FLUKE-28 II Ex IS True-rms Multimeter	FLUKE-707Ex IS Loop Calibrator
FLUKE-718Ex IS Pressure Calibrator	FLUKE-725Ex IS Multifunction Process Calibrator
FLUKE-700PEX Pressure Modules (700P: 01, 5, 6, 9, 24, 27, 29, A4Ex)	FLUKE-574-NI Precision Infrared Thermometer w/Logging SW Nonincendive
FLUKE-700G Pressure test Gauge, (9) models Fluke-700G04 0-15 psi, 1 BAR Fluke-700G05 0 to 30 psi, 2 BAR Fluke-700G06 0 to 100 psi, 7 BAR Fluke-700G27 0 to 300 psi, 20 BAR	Fluke-700G07 0 to 500 psi, 34 BAR Fluke-700G08 0 to 1000 psi, 70 BAR Fluke-700G29 0 to 3000 psi, 200 BAR Fluke-700G30 0 to 5000 psi, 345 BAR Fluke-700G31 0 to 10000 psi, 690 BAR

### Pressure gauges

#### Fluke-700G Series Pressure Gauges

- Rugged robust design
- Nine pressure ranges from 0-15 psi up to 10,000 psi
- CSA Class I, Div. 2 Groups A-D rating
-  ii 3 G Ex ia IIB T6 ATEX certification
- 0.05 % of full scale accuracy
- Measurement logging to internal memory for upload (requires optional 700G/Track Software)
- Backlit display



#### Fluke 574-NI Nonincendive Thermometer

For data loading and extra safety the Fluke 574 Nonincendive (NI) Thermometer has the same great features as the 574 model thermometer with the extra confidence of a Factory Mutual approval for use in hazardous environments.



Class I, Division 2, Groups A, B, C, D; Class I, Zone 2 IIC; T4 Ta=50 °C when used with 1.5 V alkaline batteries.

Check price and availability at [www.fluke.com/wtb](http://www.fluke.com/wtb)

# Fluke ScopeMeter® Test Tools

## Handheld oscilloscopes for industrial, instrumentation and electronic applications

ScopeMeter test tools are the rugged, safe choice for a wide variety of field service installation and maintenance applications. These handheld battery-powered oscilloscopes are easy to use, with a built-in multimeter, paperless recording and analysis capabilities. They are rugged and IP 51 dust- and drip-proof rated to IEC529 standards to withstand harsh environments.

The new 190 Series II, with two and four isolated input channels and 60 MHz, 100 MHz, 200 MHz or 500 MHz bandwidth, are ideal for industrial electronics, automation, process control, and industrial machinery applications measuring three-phase power electronic circuits, or three-axis control systems comparing and contrasting multiple signals simultaneously. These tools are safety rated at CAT III 1000 V/ CAT IV 600 V with longer battery life and up-to-date USB interface technology.

The 120 series with 20 MHz or 40 MHz bandwidth, dual DMMs and paperless recording is the optimal choice for electrical and electro-mechanical applications, safety rated to IEC EN61010-1 CAT III 600 V.

For Industrial network applications, the Fluke 125 adds industrial network physical layer analog measurement algorithms to validate the network bus health.



Connect  
and  
View™

## Selection guide

	120 Series			190 Series II					
	123	124	125	190-062	190-102	190-202	190-104	190-204	190-502
<b>Bandwidth</b>									
20 MHz	•	–	–	–	–	–	–	–	–
40 MHz	–	•	•	–	–	–	–	–	–
60 MHz	–	–	–	•	–	–	–	–	–
100 MHz	–	–	–	–	•	–	•	–	–
200 MHz	–	–	–	–	–	•	–	•	–
500 MHz	–	–	–	–	–	–	–	–	•
<b>Input channels</b>									
2Ch + 2 DMM	•	•	•	–	–	–	–	–	–
2Ch + DMM	–	–	–	•	•	•	•	•	•
4Ch	–	–	–	–	–	–	•	•	•
Isolated inputs	–	–	–	•	•	•	•	•	•
<b>Triggering</b>									
Connect-and-View	•	•	•	•	•	•	•	•	•
Advanced triggering	–	–	–	•	•	•	•	•	•
<b>Advanced measurement function</b>									
Cursors	–	•	•	•	•	•	•	•	•
TrendPlot	•	•	•	•	•	•	•	•	•
ScopeRecord	–	–	–	•	•	•	•	•	•
100 screen replay	–	–	–	•	•	•	•	•	•
Industrial BusHealth	–	–	•	–	–	–	–	–	–
Harmonics	–	–	•	–	–	–	–	–	–
FPT	–	–	–	•	•	•	•	•	•
Power measurements	–	–	–	•	•	•	•	•	•
Waveform mathematics	–	–	•	•	•	•	•	•	•
<b>EN61010-1 safety</b>									
CAT II 1000 V	–	–	–	•	•	•	•	•	•
CAT III 600 V	•	•	•	•	•	•	•	•	•
CAT III 1000 V	–	–	–	•	•	•	•	•	•
CAT IV 600 V	–	–	–	•	•	•	•	•	•
<b>Interface</b>									
Optical RS-232	•	•	•	–	–	–	–	–	–
USB PC interface	Opt	Opt	Opt	•	•	•	•	•	•
USB memory port	–	–	–	•	•	•	•	•	•
<b>Power</b>									
Ni-MH	•	•	•	–	–	–	–	–	–
Li-Ion	–	–	–	•	•	•	•	•	•
Battery (hours)	7	7	7	4 (opt 8)	4 (opt 8)	4 (opt 8)	7	7	7
<b>General specifications</b>									
Size (HxWxD)	232 mm x 115 mm x 50 mm (9.2 in x 4.5 in x 2 in)			270 mm x 190 mm x 70 mm (10.5 in x 7.5 in x 2.8 in)					
Weight	1.2 kg (2.6 lb)			2.2 kg (4.8 lb)					

# Fluke 123, 124 and 125 ScopeMeter® Test Tools



- Dual-input 40 MHz or 20 MHz digital oscilloscope
- Two 5,000-count true-rms digital multimeters
- A dual-input TrendPlot™ recorder
- Connect-and-View™ trigger simplicity for hands-off operation
- Shielded test leads for oscilloscope, resistance and continuity measurements
- Bus Health mode gives a clear “Good/Weak/Bad” indication for the electrical signals on industrial buses and networks (Fluke 125)
- CAT III 600 V safety certified
- Optically isolated RS-232 interface
- IP51 rated, rugged compact case

### Connect-and-View™ triggering for an instant, stable display

Scope users know how difficult triggering can be. Incorrect settings show unstable and sometimes incorrect results. Fluke’s unique Connect-and-View recognizes signal patterns and automatically and continuously sets up correct triggering. It provides a stable, reliable and repeatable display of virtually any signal.

### Use TrendPlot™ to help find intermittents

The toughest faults to find are those that happen only once in a while—intermittents. They can be caused by bad connections, dust, dirt, corrosion or simply broken wiring or connectors. Other factors, like line outages and sags, can also cause a machine to stop. You may not be around to see it—your Fluke ScopeMeter will. In this “paperless recorder” mode, you can plot the minimum and maximum peak values and average over time—up to 16 days.

### Battery powered mobility

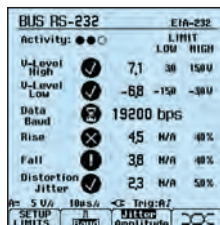
Up to seven hours of battery operation frees you from mains outlets for true on-the-move working. The rugged and drip proof case assures long life and reliable operation in the harshest industrial environments.

### Safety rated

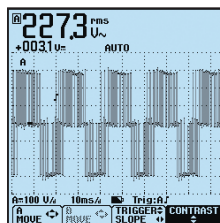
The ScopeMeter 123 and 124 are safety rated for measurements on CAT III 600 V rms industrial power systems with the included test leads.

### Three-in-one simplicity


The compact ScopeMeter 123 and 124 are the rugged solution for industrial troubleshooting and installation applications. Each is a truly integrated test tool, with oscilloscope, multimeter and “paperless” recorder in one affordable, easy-to-use instrument. Find fast answers to problems in machinery, instrumentation, control and power systems.



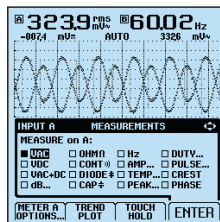
125 quickly tests critical bus physical layer characteristics.



Connect-and-View captures even the most complex motor drive signals.



Use TrendPlot to help find intermittents, fast.



Dual input oscilloscope, meter and paperless recorder.

### Recommended accessories



**AC120**  
Alligator Clip Set



**i30s**  
AC/DC Current Clamp  
See page 70



**DP120**  
Differential Probe Kit



**i410**  
AC/DC Current Clamp  
See page 70



**C125**  
Soft Carrying Case  
See page 63



**i5s**  
AC Current Clamp



**BHT190**  
Bus Health Test Adapter,  
DB-9 and M-12

### Recommended kit



**SCC 120 Kit**

- Software
- Cable
- Hard carrying case

## Ordering information

Included accessories	Models
Test lead set, alligator clips, hook clips, battery pack, battery charger/line voltage adapter, BNC adapter, getting started guide, users manual on CD.	FLUKE-124S Industrial ScopeMeter, 40 MHz, with SCC120 kit
	FLUKE-124 Industrial ScopeMeter, 40 MHz
	FLUKE-123S Industrial ScopeMeter, 20 MHz, with SCC120 kit
	FLUKE-123 Industrial ScopeMeter, 20 MHz
Test lead set, battery charger/line voltage adapter, battery pack (installed), getting started guide, multi-lingual users manual on CD.	FLUKE-125 Industrial ScopeMeter, Bus Health, Power and Harmonics
	FLUKE-125S Industrial ScopeMeter, Bus Health, Power and Harmonics with SCC-Kit
	SCC120 Kit containing FlukeView software for Windows, USB interface adapter/cable and hard case

Check price and availability at [www.fluke.com/wtb](http://www.fluke.com/wtb)

# Fluke 190 Series II ScopeMeter® Test Tools

## See more, fix more, in harsh industrial environments



Fluke 190-204



**Goes where ordinary scopes can't go**  
Safety rated for industrial applications, the 190 Series ScopeMeter portable oscilloscopes combine rugged portability with high performance to take you all the way from troubleshooting microelectronics to power electronic applications.

**The first high-performance four-channel scopes built for harsh industrial environments**

For the first time, plant maintenance engineers and technicians can take a high-performance four-channel scope into the harsh world of industrial electronics. The new Fluke 190 Series II is the only portable oscilloscope with two or four independent isolated input channels, a CAT III 1000 V/CAT IV 600 V safety rating, and sealed case IP 51 dust-proof and drip-proof rated.

- 60 MHz, 100 MHz or 200 MHz bandwidth
- 2 or 4 independent isolated inputs, up to 1000 V
- High-speed sampling: Up to 2.5 GS/sec
- Deep memory: 10,000 points per trace waveform capture
- CAT III 1000 V/CAT IV 600 V safety rated for high voltage environments

- 5,000 count multimeter 2 channel models or 999 count volt meter 4 channel models
- Li-Ion battery and easy-access battery door for extended usage
- Isolated USB host port for direct data storage to a USB memory
- USB-B-device port for PC connectivity
- Sealed compact case weighing only 2.2 kg (4.8 lb)

**Automatic capture and replay of 100 screens**

ScopeMeter users know how frustrating it is to see a one-time anomaly flash by—never to be seen again. Not with the ScopeMeter 190 Series II. Now you can look back in time with a touch of the replay button. In normal use, the instrument continuously memorizes the last 100 screens, on a first in—first out basis. At any moment you can “freeze” the last 100 screens and scroll through picture-by-picture or replay as a “live” animation. Cursors can be used for further analysis.

**ScopeRecord™ mode for high-resolution waveform recording up to 48 hours**

ScopeRecord memory stores up to 27,000 data points per channel, capturing fast intermittents and glitches as short as 8ns.

- Stores events like motion profiles, UPS, power supply and motor start-ups

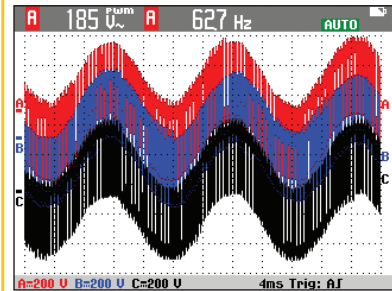
- In Stop On Trigger mode, ScopeMeter automatically recognizes a power failure and stores the waveform data
- With the waveform zoom (up to 100x) you can look at the smallest details, like individual power cycles

**TrendPlot™ Paperless Recorder**

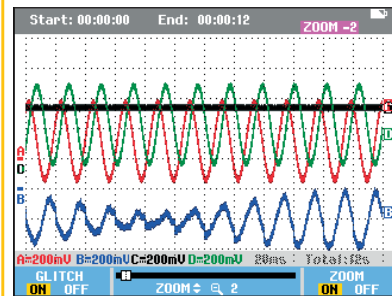
The toughest faults to find are those that happen once in a while. These intermittents can be caused by bad connections, dust, dirt, corrosion, or simple broken wiring or connectors. Line outages, sags or starting and stopping of a motor can also cause a machine to stop. You may not be around when it happens, but the Fluke ScopeMeter will.

- Plot minimum and maximum plot values and average over time up to 16 days
- Plot any combination of voltages, amps, temperature, frequency and phase for all four inputs, all with time and date stamp to pinpoint faults

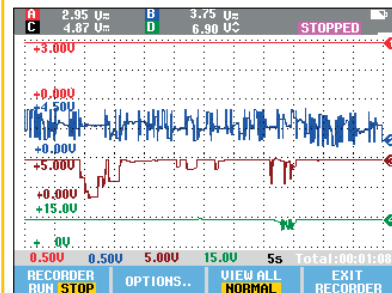
**Sample screens**



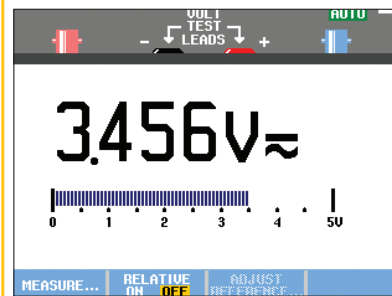
Connect-and-View™ captures even the most complex motor drive signals.



Use the 27,000 points memory of ScopeRecord and zoom in for maximum detail.



Cursors and zoom features of the Fluke 190 Series II help you to analyze the captured TrendPlot.



5,000 count dedicated digital multimeter on 2 channel models.

Check price and availability at [www.fluke.com/wtb](http://www.fluke.com/wtb)

**Ordering information**

Included accessories	Models
Battery charger/mains adapter, Li-Ion battery pack, voltage probe sets, test leads, handstrap affixed to instrument, hangstrap (user selectable for left- or righthand use), multi-language users manuals on CD-ROM, FlukeView™ demo package (with restricted functionality), USB interface cable for PC connectivity.	FLUKE-190-204 Color ScopeMeter, 200 MHz, 4 channels
	FLUKE-190-204/S Color ScopeMeter, 200 MHz, 4 channels, with SCC-290 kit included
	FLUKE-190-104 Color ScopeMeter, 100 MHz, 4 channels
	FLUKE-190-104/S Color ScopeMeter, 100 MHz, 4 channels, with SCC-290 kit included
	FLUKE-190-202 Color ScopeMeter, 200 MHz, 2 channels plus DMM/Ext.input
	FLUKE-190-202/S Color ScopeMeter, 200 MHz, 2 channels plus DMM/Ext.input, with SCC-290 kit included
	FLUKE-190-102 Color ScopeMeter, 100 MHz, 2 channels plus DMM/Ext.input
	FLUKE-190-102/S Color ScopeMeter, 100 MHz, 2 channels plus DMM/Ext.input, with SCC-290 kit included
	FLUKE-190-062 Color ScopeMeter, 60 MHz, 2 channels plus DMM/Ext.input
	FLUKE-190-062/S Color ScopeMeter, 60 MHz, 2 channels plus DMM/Ext.input, with SCC-290 kit included
	SCC290 Kit containing FlukeView software for Windows, USB interface adapter/cable and hard case

# Fluke 190-502 ScopeMeter® Handheld Oscilloscope



**New**

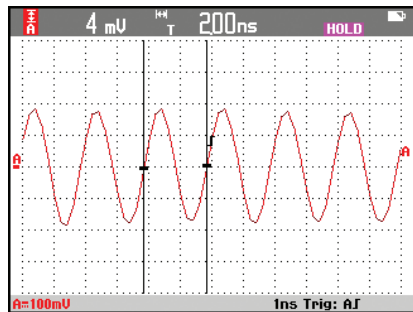
**500 MHz, 5 GS/sec—the legacy of leadership continues**  
After 20 years, Fluke ScopeMeter® industrial scopes still lead, now with 500 MHz bandwidth and 5 GS/s sampling speed.

The Fluke 190 Series II extends your troubleshooting arsenal, showing you waveform shape, timing, distortion and disturbance in greater detail than ever before. Two- and four-channel models fit any application, measuring signals from 60 MHz to 500 MHz. ScopeMeter® test tools are number one in ruggedness, the only completely sealed, drip-proof, dust-proof IP51 rated handheld scopes.

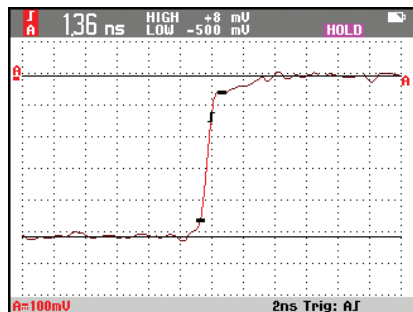
- 500 MHz bandwidth
- Two independent isolated inputs, up to 1000 V
- High-speed sampling: Up to 5.0 GS/sec
- Deep memory: 10,000 points per trace waveform capture
- CAT III 1000 V/CAT IV 600 V safety rated for high voltage environments
- 5000 count multimeter
- Li-ion battery and easy-access battery door for extended usage
- Isolated USB host port for direct data storage to a USB memory
- USB-B-device port for PC connectivity
- Sealed compact case weighing only 2.2 kg (4.8 lb)

## New 500 MHz two-channel ScopeMeter test tool advantages in today's applications?

A faster sample rate and higher bandwidth means greater accuracy and clarity. The scope will capture and display unknown waveform shapes, amplitudes and any disturbances. In order to display at least the fifth harmonic component of a signal, a good rule of thumb is to select a scope with a bandwidth of at least five times the maximum clock rate of the device under test. The faster the sample interval, the more accurate and detailed the scope will display a signal edge (dV/dt) and peaks of any reflections or transients.



Accurately capture noise, distortion and other signal characteristics with 500 MHz bandwidth and 5 GS/sec sampling rate.




1.7 ns rise time response accurately captures signals with fast edges with signs of reflections.

## Recommended accessories



**"S" version kit includes mainframe and carry case and software**



**VPS510-x**  
Red, Green, Blue and Grey Voltage Probes



**TRM50**  
50 Ohm Termination

## Ordering information

Included accessories	Models
Battery charger/mains adapter, li-ion battery pack, voltage probe sets, 50 Ohm terminator, test leads, and strap affixed to instrument, hangstrap (user selectable for left- or righthand use), multilanguage users manuals on CD-ROM, FlukeView® demo package (with restricted functionality), USB interface cable for PC connectivity.	FLUKE-190-502 Color ScopeMeter, 500 MHz, 2 channels plus DMM/Ext. input
	FLUKE-190-502S Color ScopeMeter, 500 MHz, 2 channels plus DMM/Ext. input, with SCC-290 kit included

Check price and availability at [www.fluke.com/wtb](http://www.fluke.com/wtb)

# TEMPERATURE THERMAL IMAGERS/ INFRARED/VISUAL IR/ CONTACT



## **THERMAL IMAGERS**

Thermal imaging is the non-contact detection and calculation of apparent surface temperature, and the creation of a thermal image based upon those temperature variations.  
(see page 49)



## **VISUAL IR THERMOMETERS**

Breakthrough new tool category - the ultimate in-between tool category - the single temperature reading for when a high-resolution thermal image is more than you need or can afford!  
(see page 56)



## **INFRARED THERMOMETERS**

Ultra-rugged, handheld IR non-contact thermometers instantly measure surface temperatures in hard-to-reach or hazardous areas.  
(see page 54)



## **CONTACT THERMOMETERS**

Handheld digital thermometers designed to use with external thermocouples for temperature measurement for laboratory accuracy where ever you go.  
(see page 55)



# High Performance Industrial Thermal Imagers



Ti32 shown with optional telephoto lens

## The ultimate tools for troubleshooting and maintenance

The perfect tools to add to your problem solving arsenal. Built for tough work environments, these high-performance, fully radiometric imagers are ideal for troubleshooting electrical systems, electro-mechanical equipment, process equipment, HVAC/R equipment and others.

- Enhanced problem detection and analysis capabilities with patented IR-Fusion® Technology—only available from Fluke
- Optimized for field use in harsh work environments
  - Engineered and tested to withstand a 2 m (6.5 ft) drop
  - Withstands dust and water—tested to an IP 54 rating
  - Innovative protective lens cover protects the lens when not in use
- Delivers clear, crisp images needed to find problems fast
  - Identify even small temperature differences that could indicate problems with excellent thermal sensitivity (NETD)
  - Even the smallest details become visible with the large, widescreen full color LCD display
- Intuitive, three-button menu is easy to use... simply navigate with the push of a thumb

See page 53 recommended accessories—only available from Fluke.

## Specifications


Features	Ti32	Ti29	Ti27
Temperature measurement range (not calibrated below -10 °C)	-20 °C to +600 °C (-4 °F to +1112 °F)		
Temperature measurement accuracy	± 2 °C or 2 % (at 25 °C nominal, whichever is greater)		
On-screen emissivity correction	Yes		
On-screen reflected background temperature compensation	Yes		
On-screen transmission correction	Yes		
Image capture frequency	9 Hz refresh rate or 60 Hz refresh rate depending upon model variation		
Detector type	320 X 240 Focal Plane Array, uncooled microbolometer	280 x 210 Focal Plane Array, uncooled microbolometer	240 x 180 Focal Plane Array, uncooled microbolometer
Thermal sensitivity (NETD)	≤ 0.45 °C at 30 °C target temp. (45 mK)	≤ 0.05 °C at 30 °C target temp. (50 mK)	
Field of view (standard lens)	23 ° x 17 °		
Spatial resolution (IFOV)	1.25 mRad	1.43 mRad	1.67 mRad
Optional telephoto infrared lens	Yes		
Optional wide-angle infrared lens	Yes		
Standard palettes	Ironbow, Blue-Red, High Contrast, Amber, Amber Inverted, Hot Metal, Grayscale, Grayscale Inverted		
Ultra Contrast™ palettes	Ironbow Ultra, Blue-Red Ultra, High Contrast Ultra, Amber Ultra, Amber Inverted Ultra, Hot Metal Ultra, Grayscale Ultra, Grayscale Inverted Ultra		
IR-Fusion®	Yes		
Color alarms (user-selectable)	High-temperature alarm		
Voice annotation	60 seconds maximum recording time per image; reviewable playback on imager		
Storage medium	SD Memory Card (2 GB memory card will store at least 1200 fully radiometric (.is2) IR and linked visual images each with 60 seconds voice annotations, or 3000 basic bitmap (.bmp) images, or 3000 jpeg (.jpeg) images; transferrable to PC via included multi-format USB card reader		
Export file formats w/SmartView® software	BMP, DIB, GIF, JPE, JFIF, JPEG, JPG, PNG, TIF, and TIFF		
Batteries	Two Lithium Ion rechargeable smart battery packs with 5-segment LED Display to show charge level. Battery life: 4+ hours; Battery charge: 2.5 hours to full charge		
AC battery charging	Two-bay AC battery charger (110 V ac to 220 V ac, 50/60 Hz) (included), or in-imager charging, ac mains adapters included		
AC operation	AC operation with included power supply (110 V ac to 220 V ac, 50/60 Hz), ac mains adapters included		
Enclosure rating	IP54		
Drop tested	2 m (6.5 ft)		
Warranty	Two-year (additional optional extended warranty available)		

A complete specification list for these products can be downloaded at [www.fluke.com/tidatasheet](http://www.fluke.com/tidatasheet)

## Ordering information

Included accessories	Models
AC power supply and battery charger (including mains adapters); SD memory card, multi format USB memory card reader for downloading images to your computer, SmartView® software with free upgrades for life, rugged, hard carrying case, soft transport bag, adjustable hand strap, users manual and warranty registration card. Ti32, Ti29, Ti27 also come with two, rugged lithium-ion smart battery packs.	FLK-Ti32 9 Hz Industrial-Commercial Thermal Imager
	FLK-Ti32 60 Hz Industrial-Commercial Thermal Imager
	FLK-Ti29 9 Hz Industrial-Commercial Thermal Imager
	FLK-Ti29 60 Hz Industrial-Commercial Thermal Imager
	FLK-Ti27 9 Hz Industrial-Commercial Thermal Imager
	FLK-Ti27 60 Hz Industrial-Commercial Thermal Imager


## The flexibility of Fluke IR-Fusion® technology



Full infrared.



IR-Fusion® Picture-in-picture, AutoBlend™ mode.



IR-Fusion® with color alarms.



IR-Fusion® Full visible light – viewed in SmartView® software.

Check price and availability at [www.fluke.com/wtb](http://www.fluke.com/wtb)

# Fluke Ti125, Ti110, Ti105 and Ti100 Industrial-commercial thermal imagers



Fluke Ti125



Fluke Ti110



Fluke Ti100



Fluke Ti105

A Fluke thermal imager can save you time and money by finding potential problems before they become costly failures. With the innovative features and functionality in the Fluke Ti125, Ti110, Ti105 and Ti100 imagers, you can perform infrared inspections faster and more efficiently and thoroughly document problem areas for additional follow-up.


## Key features

- Exclusive IR-OptiFlex™ focus system—ensures that images are in good focus from 1.2 meters (4 feet) and beyond for optimum image clarity and scanning convenience. For shorter distances change to manual mode with the touch of a finger (Ti110 and Ti125)
- Capture additional measurements fast and conveniently from up to five Fluke CNX wireless modules at once
- Always have references handy—IR-PhotoNotes™ annotation system—Quickly identify and keep track of inspection locations by adding digital images of important information and surrounding areas (Ti110 and Ti125)
- Find problems faster and easier with Fluke IR-Fusion® technology (Ti125, Ti110, Ti105). Accurately identify potential issues by combining digital and IR images
- Get further clarification with AutoBlend™ mode—the blending of a digital and partially transparent IR image into a single information-filled image (Ti125 only)
- Multi-mode video recording—focus-free video in visible light and infrared with full IR-Fusion. (Ti110 and Ti125 only)
- Easily communicate the location of problems with the Electronic 8-Point Cardinal Compass (Ti110 and Ti125 only)


See page 53 recommended accessories—only available from Fluke.

## New features – Ti1XX Series

### The Fluke IR-OptiFlex™ focus system difference



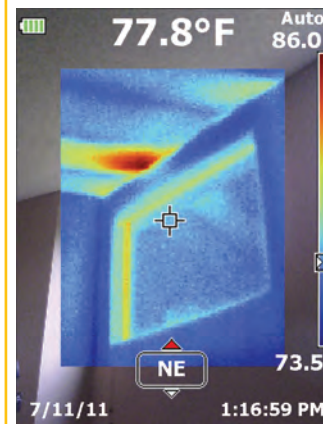
From 1.2 m (4 ft) and beyond, you're in clear focus.



Plus, you have the option to manually focus for closer views.

## Electronic Compass

Make sure you and others know the location of the problem. Compass readings easily appear in images and reports.



Check price and availability at [www.fluke.com/wtb](http://www.fluke.com/wtb)

## Specifications

	Ti125	Ti110	Ti105	Ti100
	Industrial-Commercial			General use
CNX Wireless enabled	Yes			
IR resolution (FPA size)	160 x 120 FPA Uncooled Microbolometer			
Spectral band	7.5 µm to 14 µm (long wave)			
Capture or refresh rate	9 Hz or 30 Hz versions			9 Hz
NETD (Thermal sensitivity)	≤ 0.10 °C at 30 °C target temp (100 mK)			
FOV (Field of view)	22.5 °H x 31 °V			
IPOV (Spatial resolution)	3.39 mRad			
Temperature measurement range (not calibrated below -10 °C)	-20 °C to +350 °C (-4 °F to +662 °F)	-20 °C to +250 °C (-4 °F to +482 °F)		
Temperature measurement accuracy	± 2 °C or 2 % (at 25 °C nominal, whichever is greater)			
Focus mechanism	IR-OptiFlex™ focus system			Focus-free 1.2 m (4 ft) and beyond
IR-Fusion® technology	PIP, FULL IR, FULL VISIBLE, AutoBlend™	PIP, FULL IR, FULL VISIBLE	PIP (1.2 m (4 ft) to 4.6 m (15 ft)), FULL IR, FULL VISIBLE	No, full IR only
Color alarms	High temperature, low temperature, isotherm	High temperature	—	
Standard palettes	Blue-Red, Grayscale, Inverted Grayscale, High-contrast, Hot Metal, Ironbow, Amber, Inverted Amber		Blue-Red, Ironbow, Grayscale, Amber	
Ultra Contrast™ palettes	Blue-Red, Grayscale, Inverted Grayscale, High-contrast, Hot Metal, Ironbow, Amber, Inverted Amber	Blue-Red, Grayscale, Ironbow	—	
Hot/cold markers	Yes	—		

Specifications continued

	Ti125	Ti110	Ti105	Ti100
	Industrial-Commercial			General use
User definable spot markers	Three on camera and in SmartView®			in SmartView® only
Centerpoint	Yes			
Centerbox (MIN/AVG/MAX)	Yes	-		
Level and span control	Manual and auto			
Minimum span in auto mode	5 °C			
Minimum span in manual mode	2.5 °C			
Minimum IR focus distance	15.25 cm (6 in)		122 cm (48 in)	
Weight	0.726 kg (1.6 lb)			
Size	28.4 x 8.6 x 13.5 cm (11.2 x 3.4 x 5.3 in)			
LCD display	3.5 inch diagonal (portrait format)			
Visible camera	2 megapixel industrial-grade			N/A
Minimum parallax	~45.7 – 55.9 cm (~ 18 in – 22 in)		~122 cm (48 in)	N/A
IR-PhotoNotes™ annotation system	Yes (3 images)			-
Laser pointer	Yes			
Torch	Yes			
Electronic (cardinal) compass	Yes			-
Emissivity correction	Yes			
Transmission correction	Yes			-
Background (reflected) compensation	Yes			
Voice annotation (audio)	Yes (60 seconds) per image			-
Video output	Streaming USB video output (infrared, visible and IR-Fusion modes)			-
Video recording (standard avi w/mpeg encoding)	Yes (AVI with MPEG encoding, up to 5 minutes)			-
Video recording (radiometric .is3)	Yes, radiometric .is3 for approx. 2.5 to 5 minutes depending upon thermal scene			-
Memory review	thumbnail review			
Battery (field-replaceable, rechargeable)	Two			One
Battery life	4+ hours (each)*			
External battery charging base	Yes			Optional (accessory)
Charging power supply	Yes			
Drop test	2 meter (6.5 feet)			
Ingress protection (IP) rating (IEC 60529)	IP54			
Recommended calibration cycle	Two-years			
Multifunction card reader	Included			-
Memory storage	2 GB SD memory card			
Direct download capability	mini USB download direct to PC			
Operating temperature range	-10 °C to +50 °C (14 °F to 122 °F)			
Storage temperature range	-20 °C to +50 °C (-4 °F to 122 °F)			
Operating humidity	Operating and storage 10 % to 95 %, non-condensing			
Vibration and shock	2G, IEC 68-2-26 and 25G, IEC 68-2-29			
Safety standards	CSA (US and CAN): C22.2 No. 61010-1-04, UL: UL STD 61010-1 (2nd Edition), ISA: 82.02.01			
C Tick	IEC/EN 61326-1			
EMI, RFI, EMC	EN61326-1; FCC Part 5			
User manuals	Czech, English, Finnish, French, German, Italian, Japanese, Korean, Polish, Portuguese, Russian, Simplified Chinese, Spanish, Swedish, Traditional Chinese, Turkish, Dutch, and Hungarian			
Standard warranty period	Two-years (additional optional extended warranty available)			
Extended warranty and service plans	Yes			

\*Assumes 50 % brightness of LCD.

Ordering information

Included accessories	Models
Thermal imagers are shipped with ac power adapter, lithium ion smart battery (Ti125 includes 2 each, other models 1 each), USB cable, SD memory card, hard carrying case, soft transport bag, adjustable hand strap (left- or right-handed use), printed users manual, all other manuals on CD, SmartView® software and warranty registration card. Ti125 models also include a two-bay charging base and a multi-format USB memory card reader.	FLK-Ti125 30 Hz Industrial-Commercial Thermal Imager
	FLK-Ti125 9 Hz Industrial-Commercial Thermal Imager
	FLK-Ti110 30 Hz Industrial-Commercial Thermal Imager
	FLK-Ti110 9 Hz Industrial-Commercial Thermal Imager
	FLK-Ti105 30 Hz Industrial-Commercial Thermal Imager
	FLK-Ti105 9 Hz Industrial-Commercial Thermal Imager
	FLK-Ti100 9 Hz General Use Thermal Imager

New features cont.


IR-Fusion® technology

The industry's first point-and-shoot IR-Fusion technology camera gives you aligned digital and infrared images.



Excellent alignment in Picture-in-Picture mode.

Capture additional measurements with Fluke CNX Wireless Modules



Up to five additional measurements can be added to your thermal image with Fluke CNX wireless modules.

Check price and availability at [www.fluke.com/wtb](http://www.fluke.com/wtb)

# Ti Series Buildings Thermal Imagers

## Optimized for energy audits and building inspection



TiR32 shown with optional wide angle lens

The ultimate tools for energy audits, building maintenance, restoration and remediation.

- Enhanced problem detection and analysis capabilities with patent-pending IR-Fusion® Technology—only available from Fluke
- Capture additional measurements fast and conveniently from up to five wireless modules at once (Fluke Ti1XX Series only)
- Optimized for field use
  - Engineered and tested to withstand a 2 m (6.5 ft) drop
  - Withstands dust and water—tested to an IP 54 rating
  - Innovative protective lens cover protects the lens when not in use
- Delivers the clear, crisp images needed to find problems fast
  - Identify even small temperature differences that could indicate problems with excellent thermal sensitivity (NETD)
  - Even the smallest details become visible with the large, full color LCD display
- Intuitive menu is easy to use... simply navigate with the push of a thumb



Fluke TiR125

See page 53 recommended accessories—only available from Fluke.

## Specifications

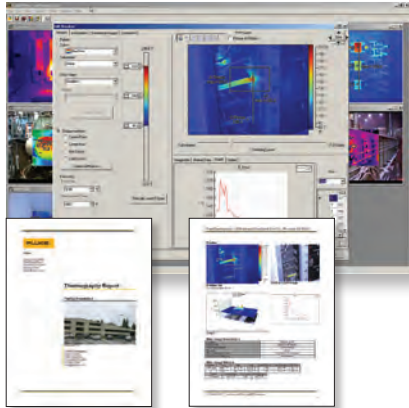
Features	TiR32	TiR29	TiR27	TiR125	TiR110	TiR105
CNX Wireless enabled		–			Yes	
Temperature measurement range (not calibrated below -10 °C)	-20 °C to +150 °C (-4 °F to +302 °F)					
Temperature measurement accuracy	± 2 °C or 2 % (at 25 °C nominal, whichever is greater)					
On-screen emissivity correction	Yes					
On-screen reflected background temperature compensation	Yes					
On-screen transmission correction	Yes					
Image capture frequency	9 Hz refresh rate or 60 Hz refresh rate depending upon model variation			9 Hz refresh rate		
Detector type	320 X 240 Focal Plane Array, uncooled microbolometer	280 x 210 Focal Plane Array, uncooled microbolometer	240 x 180 Focal Plane Array, uncooled microbolometer	160 X 120 Focal Plane Array, uncooled microbolometer		
Thermal sensitivity (NETD)	≤ 0.04 °C at 30 °C target temp. (40 mK)	≤ 0.045 °C at 30 °C target temp. (45 mK)		≤ 0.08 °C at 30 °C target temp. (80 mK)		
Field of view (standard lens)	23 ° x 17 °; Minimum focus distance: 15 cm (approx. 6 in)			22.5 °H x 31 °V		
Spatial resolution (IFOV)	1.25 mRad	1.43 mRad	1.67 mRad	3.39 mRad		
Optional telephoto infrared lens	Yes			–		
Optional wide-angle infrared lens	Yes			–		
Standard palettes	Ironbow, Blue-Red, High Contrast, Amber, Amber Inverted, Hot Metal, Grayscale, Grayscale Inverted				Ironbow, Blue-Red, Amber, Grayscale	
Ultra Contrast™ palettes	Ironbow Ultra, Blue-Red Ultra, High Contrast Ultra, Amber Ultra, Amber Inverted Ultra, Hot Metal Ultra, Grayscale Ultra, Grayscale Inverted Ultra			Ironbow, Blue-Red, High Contrast, Amber, Amber Inverted, Hot Metal, Grayscale, Grayscale Inverted	Ironbow, Blue-Red, Grayscale	–
IR-Fusion®	Yes					
Color alarms (user-selectable)	Dewpoint temperature alarm			High temperature, low temperature (dewpoint), and isotherm	low temperature (dewpoint)	–
Voice annotation	60 seconds maximum recording time per image; reviewable playback on imager					
Video output	Streaming USB video output (infrared, visible and IR-Fusion modes)				–	
Video recording (standard avi w/mpeg encoding)	Yes (AVI with MPEG encoding, up to 5 minutes)					
Video recording (radiometric .is3)	Yes, radiometric .is3 for approx. 2.5 to 5 minutes depending upon thermal scene				–	
Storage medium	SD Memory Card (2 GB memory card will store at least 1200 fully radiometric (.is2) IR and linked visual images each with 60 seconds voice annotations, or 3000 basic bitmap (.bmp) images, or 3000 jpeg (.jpeg) images; transferrable to PC via included multi-format USB card reader					
Export file formats w/SmartView® software	BMP, DIB, GIF, JPE, JFIF, JPEG, JPG, PNG, TIF, and TIFF					
Batteries	Two Lithium Ion rechargeable smart battery packs with 5-segment LED Display to show charge level. Battery life: 4+ hours; Battery charge: 2.5 hours to full charge				One Lithium Ion rechargeable smart battery packs with 5-segment LED Display to show charge level. Battery life: 4+ hours; Battery charge: 2.5 hours to full charge	
AC battery charging	Two-bay AC battery charger (110 V ac to 220 Vac, 50/60 Hz) (included), or in-imager charging, ac mains adapters included			Optional (accessory)		
AC operation	AC operation with included power supply (110 V ac to 220 V ac, 50/60 Hz), ac mains adapters included					
Enclosure rating	IP54					
Drop tested	2 m (6.5 ft)					
Warranty	Two-year					

## Ordering information

Included accessories	Models
AC power supply and battery charger (including mains adapters), SD memory card, multi format USB memory card reader for downloading images to your computer, SmartView® software with free upgrades for life, hard carrying case, soft transport bag, adjustable hand strap, users manual and warranty registration card. Ti32, Ti29, Ti27 also come with two, rugged lithium-ion smart battery packs.	FLK-TiR32 9 Hz Building Diagnostics Thermal Imager
	FLK-TiR32 60 Hz Building Diagnostics Thermal Imager
	FLK-TiR29 9 Hz Building Diagnostics Thermal Imager
	FLK-TiR29 60 Hz Building Diagnostics Thermal Imager
	FLK-TiR27 9 Hz Building Diagnostics Thermal Imager
	FLK-TiR27 60 Hz Building Diagnostics Thermal Imager
AC power adapter, lithium ion smart battery (TiR125 includes two each—other models one each), USB cable, SD memory card, SmartView® software, hard carrying case, soft transport bag, adjustable hand strap (left- or right-handed use), users manual and warranty registration card. TiR125 model also includes a two-bay charging base and a multi-format USB memory card reader.	FLK-TiR125 9 Hz Building Diagnostics Thermal Imager
	FLK-TiR110 9 Hz Building Diagnostics Thermal Imager
	FLK-TiR105 9 Hz Building Diagnostics Thermal Imager

# Fluke SmartView® Software

## Analysis and reporting software



### Powerful

Everything you need for image optimization, analysis and reporting.

- Extensive optimization tools and viewing options with full IR-Fusion® capabilities
- Complete analysis tools including CNX measurements to characterize potential problems
- Multiple reporting options and templates to generate reports with the push of a button or completely customize professional reports

### View, optimize and analyze infrared video recordings

- SmartView tools and controls allow easy access to viewing and editing functions
- Step through videos frame by frame and convert frames to still images for analysis and to include in reports

# Fluke Training Solutions

## Getting started with Fluke Ti Thermal Imagers

### Unsure where to begin with your new thermal imager?

Don't worry. Fluke utilizes an extensive network of industry experts to deliver a full portfolio of training solutions.

- Free online webinars
- Hands-on training seminars
- Advanced training

Visit [www.fluke.com/titraining](http://www.fluke.com/titraining) for training options and schedules.



Fluke authorized training is provided by our partner,



# Fluke IR-Windows

## Got switchgear



### Why open enclosures and expose yourself to arc flash hazards when you don't have to?

NFPA 70E compliant infrared inspections are time consuming and painful without IR Windows. So skip the headache of lock-out/tag-out, live work permits and cumbersome PPE. IR Windows provide increased safety, speed and frequency of inspection.

### Fluke IR Windows offer NFPA 70E compliance without having to compromise on product performance:

- **ClirVu® optic** – Gives you a clear, unobstructed view
- **AutoGround™** – Effortless compliance with grounding requirements
- **Ease of installation** – Installs quickly and easily to the front of the panel only



## Specifications

	Outdoor			Indoor
	FLK-050-CLKT	FLK-075-CLKT	FLK-100-CLKT	FLK-075-CLKTO
Crystal insert diameter	50 mm (1.97 in)	73 mm (2.96 in)	100 mm (3.94 in)	75 mm (2.96 in)
Viewing aperture diameter	43 mm (1.7 in)	68 mm (2.7 in)	89 mm (3.5 in)	68 mm (2.7 in)
Viewing aperture area	1452 mm <sup>2</sup> (2.25 in <sup>2</sup> )	3632 mm <sup>2</sup> (5.63 in <sup>2</sup> )	6322 mm <sup>2</sup> (9.79 in <sup>2</sup> )	3632 mm <sup>2</sup> (6.36 in <sup>2</sup> )
Warranty	Lifetime replacement against manufacturing defects			

For more detailed specifications download datasheets at [www.fluke.com/irwindows](http://www.fluke.com/irwindows)

## Ordering information

Included accessories	Models	
Installation CD, self-adhesive drilling template, security access key, warranty statement.	FLK-075-CLKT	75 mm (3 in) C-Range IR Window, KwikTwist
	FLK-050-CLKT	50 mm (2 in) C-Range IR Window, KwikTwist
	FLK-100-CLKT	100 mm (4 in) C-Range IR Window, KwikTwist
	FLK-075-CLKTO	75 mm (3 in) Kwik-twist aluminium cover KT

## Recommended accessories



**BOOK-ITP**  
Introduction to Thermography Principles Book



**FLK-LENS/TELE1**  
Telephoto Infrared Lens (Ti32, TiR32, Ti29, TiR29, Ti27 and TiR27 only)



**FLK-LENS/WIDE1**  
Wide-Angle Infrared Lens (Ti32, TiR32, Ti29, TiR29, Ti27 and TiR27 only)



**TI-CAR-CHARGER**  
Thermal Imager Car Charger



**TI-VISOR**  
Thermal Imager Sun Visor (Ti32, TiR32, Ti29, TiR29, Ti27 and TiR27 only)



**TI-SBP3**  
Smart Battery Pack



**TI-SBC3**  
Charging Base



**TI-TRIPOD**  
Ti Tripod Mounting Base

For models Ti125, TiR125, Ti110, TiR110, Ti105, Ti100 only



**TI-VISOR2**  
Sun Visor



**TI-TRIPOD2**  
Tripod Mounting Accessory

# Fluke 560 Series Infrared Thermometers



## Fluke 566 and 568 IR and Contact Thermometers

With a straight-forward user interface and soft-key menus, the Fluke 566 and 568 make even complex measurements easy. With just a few pushes of a button you can easily adjust emissivity, start data logging, or turn on and off alarms. With a rugged, easy-to-use design, the Fluke 566 and 568 can stand up to tough industrial, electrical, and mechanical environments.

- Measure up to 800 °C (1470 °F)
- Easily access advanced features with the soft-key buttons and graphical display
- Measure smaller objects from further away
- Compatibility with most type K thermocouples
- Confidently measure more surfaces, with adjustable emissivity and built-in materials table
- Log and download measurements for reporting (568)
- Two levels of backlight
- Audible and visual alarms alert you to measurements outside of set limits
- Min/Max/Avg/Dif functions
- Includes KTC bead probe
- 1 % measurement accuracy
- Versatile interface with six languages

## Specialty models

### Fluke 561 Infrared and Contact Thermometer

The Fluke 561 combines the temperature measurement functions that professionals need for most HVAC and industrial jobs, all in one tool.

- Pipe probe for superheat and sub-cooling and other contact and ambient measurements
- Min/Max/Dif functions help you quickly identify problems
- Scan large areas or small objects quickly and efficiently



### Fluke 61 Infrared Thermometers

- Easy to use one button operation
- Easy targeting with bright laser
- Shock-absorbing molding increases ruggedness
- Two-year conditional warranty
- Temperature measurement range up to 275 °C (525 °F)
- 8:1 optics
- Accurate to within  $\pm 2\%$  of reading or 2 °C, whichever is greater
- Recommended optional carrying case, C25



## Specifications

Models	Fluke 561	Fluke 566	Fluke 568
Infrared temperature range	-40 °C to 550 °C (-40 °F to 1022 °F)	-40 °C to 650 °C (-40 °F to 1200 °F)	-40 °C to 800 °C (-40 °F to 1470 °F)
Accuracy	greater of $\pm 1\%$ or $\pm 1\text{ °C}$ (2 °F)		
Distance to Spot (D:S)	12:1	30:1	50:1
Sighting	Laser point		
Typical distance to target	Up to 2.5 m (7 ft)	Up to 4.5 m (15 ft)	Up to 7.5 m (25 ft)
Probe type	Thermocouple K		
Contact temperature range	-40 °C to 550 °C (-40 °F to 1022 °F)	-270 °C to 1372 °C (-454 °F to 2501 °F)	
Number of on-board memory locations	—	20	99
PC download and software	—	—	Yes, with FlukeView® Forms
Soft-key feature menu navigation	—	Yes	
Min/Max/Avg/Dif	Min/Max/Dif	Min/Max/Avg/Dif	
English, French, Chinese, Spanish, Portuguese, German user interface	—	Yes	
Material type adjustment (emissivity)	Hi/Med/Lo	Material table or 0.1 to 1.00 by 0.01	
Two levels of backlight	—	Yes	
High and low alarms	—	High and low alarms	
Hands-free logging	—	—	Yes
Battery	2 AA		
Included case	Hard case (except 561/R and 561/P)	Hard case	
Warranty	Two-year		

## Ordering information

Included accessories	Models	Models
USB cable, FlukeView® Forms software, thermocouple type K bead probe, carrying case, two AA batteries, users manual, quickstart guide.	FLUKE-568	Infrared Thermometer
Thermocouple type K bead probe, carrying case, two AA batteries, users manual and quickstart guide.	FLUKE-566	Infrared Thermometer
Thermocouple type K pipe probe, carrying case, two AA batteries, users manual.	FLUKE-561	Infrared Thermometer
9 V battery, instruction sheet.	FLUKE-61	Infrared Thermometer

## Recommended accessories



**80PK-11**  
Pipe Clamp Probe  
See page 67



**80PK-27**  
Industrial Surface  
Temperature Probe  
See page 67



**80PK-8**  
Pipe Clamp Probe  
See page 68



**80PK-18**  
Pipe Clamp Probe Kit  
See page 68



**80PK-22**  
SureGrip™ Immersion Probe  
See page 67



**C1600**  
Gear Tool Box  
See page 63

Check price and availability at  
[www.fluke.com/wtb](http://www.fluke.com/wtb)

# Fluke 62 Max and 62 Max+ Infrared Thermometers



- **Dust and water-resistant:** IP54 rated for dust/water resistance
- **Rugged:** 3 m (9.8 ft) drop tested
- **Ergonomically designed:** Completely redesigned for a more natural hand fit
- **Distance to spot:** Precise laser technology makes for more accurate and repeatable measurements
- **Dual lasers:** The 62 MAX+ has dual rotating lasers to help you identify area to be measured. The measurement area is the spot between the dots
- **Min/Max/Avg/Dif:** Displays the minimum, maximum or average temperature, or the difference between two measurements
- **Alarm:** Hi and Lo alarms for rapid display of measurements outside the limits

	62 Max	62 Max+
Temperature range	-30 °C to 500 °C (-22 °F to 932 °F)	-30 °C to 650 °C (-22 °F to 1202 °F)
Accuracy	± 1.5 °C or ± 1.5 % of reading, whichever is greater -10 °C to 0 °C: ± 2.0 -30 °C to -10 °C: ± 3.0	± 1.0 °C or ± 1.0 % of reading, whichever is greater -10 °C to 0 °C: ± 2.0 -30 °C to -10 °C: ± 3.0
Emissivity	0.10 to 1.00	
Optical resolution	10:1 (calculated at 90 % energy)	12:1 (calculated at 90 % energy)
Power	AA battery	
Compliance	EN/IEC 61010-1: 2001	
Laser safety	FDA and EN 60825-1 Class II	
Warranty	Three-year (conditional)	

## Fluke 50 Series II Thermometers

Lab accuracy in a field thermometer



### All models offer:

- Laboratory accuracy: ± (0.05 % + 0.3 °C)
- Large backlit dual display
- Min/Max/Avg
- Electronic offset function maximizes overall accuracy
- Supports a wide range of thermocouple types
- Temperatures displayed in °C, °F, or Kelvin (K)

### Powerful data logging capabilities

The Fluke 53 II B and 54 II B can log up to 500 points of data to internal memory.

- User-adjustable recording intervals
- Real-time clock captures the exact event time
- Recall function lets logged data be easily reviewed
- Download data to optional FlukeView® PC software



### Features

Features	54 II B	53 II B	52	51
Thermocouple types	K,J,T,E,N,R,S	K,J,T,E,N,R,S	K,J,T,E	K,J,T,E
Number of inputs	Dual	Single	Dual	Single
Time stamp	Time of day	Time of day	-	-

### Ordering information

Included accessories	Models	
Instruction sheet and battery.	FLUKE-62 Max	Infrared Thermometer
	FLUKE-62 Max+	Infrared Thermometer, Dual Lasers
	FLUKE-62 Max+/T+PRO/1AC	IR Thermometer, Voltage Tester and Voltage Detector Kit
	FLUKE-T5-600/62 Max+/1AC	IR Thermometer, Electrical Tester and Voltage Detector Kit
	FLUKE-62 Max+/323/1AC	IR Thermometer, Clamp Meter and Voltage Detector Kit
	FLUKE-414D/62 Max+	IR Thermometer and Laser Distance Meter Kit
Bead thermocouple(s), batteries, overview manual and instructional guide on CD.	FLUKE-54-2-B	Datalogging Thermometer, Dual Input
	FLUKE-53-2-B	Datalogging Thermometer, Single Input
	FLUKE-52-2	Digital Thermometer, Dual Input
	FLUKE-51-2	Digital Thermometer, Single Input
Thermocouple K probe (574), power supply (574), RS-232 data cable (574), data graphing, storage and analysis software on CD (574), hard case, two AA batteries, operator's guide on CD.	FLUKE-574-CF	Precision Infrared Thermometer w/Logging SW Close Focus
	FLUKE-574	Precision Infrared Thermometer w/Logging SW
	FLUKE-572-CF	Precision Infrared Thermometer with Close Focus Option
	FLUKE-572	Precision Infrared Thermometer

### Specialty models

#### Fluke 570 Series Infrared Thermometers

The Fluke 572 and 574 are ideal diagnostic tools for maintenance professionals requiring accurate temperature readings at all distances. Predictive maintenance professionals requiring analysis and documentation use the 574 model, with 100-point data logging with the included software for graphing and analysis for follow-up reporting and documentation.



- Backlit display for poorly lit areas
- Displays last ten temperature readings
- Enhanced optics (distance to spot ratio up to 60:1)

Intrinsically safe model on page 43.

### Recommended kits

#### 62 MAX+/T+PRO/1AC Kit

- 62 MAX+ IR Thermometer
- T+PRO Electrical Tester
- 1AC-II Voltage Detector
- Carrying case



#### T5-600/62 MAX+/1AC-II Kit

- 62 MAX+ IR Thermometer
- T5-600 Voltage Electrical Tester
- 1AC-II Voltage Detector
- Carrying case



#### 62 MAX+/323/1AC-II Kit

- 62 MAX+ IR Thermometer
- 323 Clamp Meter
- 1AC-II Voltage Detector
- Test leads
- Carrying case



#### 414D/62 MAX+ Kit

- 62 MAX+ IR Thermometer
- 414D Laser Distance Meter
- Soft pouch for 414D



# Fluke VT02 Visual IR Thermometer

## See beyond temperature



The VT02 Visual IR Thermometer combines the convenience of an infrared thermometer with the visual advantage of a thermal imager creating a brand new tool category—a troubleshooting camera with infrared heat map.

- Blend between thermal and visual images on camera and in included software. Captures both visual and thermal image with every pull of the trigger
- Incredibly intuitive Point & Shoot focus free design; built-in intelligence requires little to no training required
- Hot and cold spot trackers identify issues quickly
- NEAR/FAR feature, exclusive to Fluke Visual IR Thermometer products, allows the user to take simultaneous visual images with thermal heat map images that are accurately aligned close in  $\leq 15.25$  cm (6 in) with the NEAR feature, as well as beyond with the FAR feature
- On-screen emissivity improves accuracy across a wide range of materials
- On-screen center spot cursor easily identifies specific target of temperature reading
- Store up to 10,000 images on micro-SD card, easy download to PC and import into included software


### VT02 revolutionizes temperature measurements with thermal blending



**Traditional IR thermometer**  
Optimized for single point measurements.



**Visual IR thermometer**  
Visual and thermal blending provide context and instantly tells you the exact location.



**Full infrared only thermal imagers**  
Challenging to see exact location without visual context.

## Specifications

<b>Temperature</b>	
Temperature measurement range	-10 °C to +250 °C (14 °F to 482 °F)
Temperature measurement accuracy	$\pm 2$ °C or $\pm 2$ % of reading in °C, whichever is greater (at 25 °C nominal), as tested
<b>Imaging performance</b>	
Detector type	Uncooled hyper-thin pyroelectric ceramic
Infrared spectral band	6.5 $\mu$ m to 14 $\mu$ m
Field of view	20° X 20°
<b>Image presentation</b>	
Level and span	Auto
Viewing options	Blending of the visual and the infrared from full infrared to full visual in 25 % steps.
<b>Image capture and data storage</b>	
Storage medium	4 GB micro SD card
File format	.is2 format saved to SD card. When imported to included SmartView® reporting software, user can create professional reports or images can be exported into multiple formats (BMP, DIB, GIF, JPE, JFIF, JPEG, JPG, PNG, TIF AND TIFF)
Memory review	Scroll through all saved images and view on screen
<b>General specifications</b>	
Operating temperature	-10 °C to +45 °C (14 °F to 113 °F)
Storage temperature	-20 °C to +60 °C (-4 °F to 140 °F)
Relative humidity	10 % to 90 % non-condensing
Display	2.2 in diagonal
Controls and adjustments	Select color palette User selectable temperature scale (°F/°C) Time/date set Emissivity selection
Software	SmartView® analysis and reporting software, included
Batteries	Four AA
Battery life	Eight hours
Power savings	Power down after 10 minutes of inactivity
Electromagnetic compatibility	CE/EN61326-1:2006
US FCC	CFR47: 2009 Class A. Part 15 subpart B
Size (HxWxD)	21 cm x 7.5 cm x 5.5 cm (8.3 in x 3 in x 2.2 in)
Weight (battery included)	< 300 gm (10.5 oz)
Warranty	Two-year

## Ordering information

Included accessories	Models
Hard case, micro, SD card, Micro SD conversion adapter to standard, 4 AA batteries, lanyard, printed quick start guides, SmartView® software, manual and quick start guides on CD.	FLK-VT02 Visual IR Thermometer

Check price and availability at  
[www.fluke.com/wtb](http://www.fluke.com/wtb)




**FIND TEMPERATURE ISSUES WITH CONFIDENCE.**  
 Learn more about the new Fluke VT02 Visual IR Thermometer.




**Blend between thermal and visual images on camera and in included software**

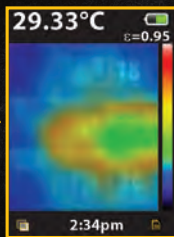
25 % thermal blending



50 % thermal blending



75 % thermal blending



**The Fluke VT02 Visual IR Thermometer**  
 It's everything you want, but until now, never existed.

- Measure with confidence
- Detect issues instantaneously
- Find and document the exact location of the issue
- Pinpoint with hot and cold markers
- Document problems with SmartView® software
- Troubleshoot efficiently

**Get more details on page 56 or contact your local Fluke distributor.**

**Product Quick Find Card**

**Clamp Meters**

- FLUKE-365 .....3
- FLUKE-381 .....3
- FLUKE-373 .....4
- FLUKE-374 .....4
- FLUKE-375 .....4
- FLUKE-376 .....4
- FLUKE-902 .....5
- FLUKE-360 .....5
- FLUKE-323 .....6
- FLUKE-324 .....6
- FLUKE-325 .....6
- FLUKE-353 .....7
- FLUKE-355 .....7

**Multimeters**

- FLUKE-289 .....9
- FLUKE-289/FVP .....9
- FLUKE-287 .....9
- FLUKE-287/FVP .....9
- FLUKE-87-5 .....10
- FLUKE-83-5 .....10
- FLUKE-27-II .....11
- FLUKE-28-II .....11
- FLUKE-28-II EX .....11
- FLUKE-179 .....12
- FLUKE-175 .....12
- FLUKE-177 .....12
- FLUKE-233 .....13
- FLUKE-117 .....14
- FLUKE-117/323 .....14
- FLUKE-115 .....14
- FLUKE-113 .....14
- FLUKE-116 .....15
- FLUKE-116/62 Max+ .....15
- FLUKE-116/323 .....15
- FLUKE-114 .....15
- FLUKE-88-5 .....16
- FLUKE-88-5/A KIT .....16
- FLUKE-77-4 .....16
- FLUKE-1577 .....17
- FLUKE-1587 .....17
- FLUKE-1587/ET .....17
- FLUKE-1587/MDT .....17

**Bench Multimeters**

- FLUKE-8846A .....18
- FLUKE-8845A .....18
- FLUKE-8808A .....18

**Laser Distance Meters**

- FLUKE-414D .....19
- FLUKE-419D .....19
- FLUKE-424D .....19
- FLUKE-414D/62 Max+ .....19

**Earth Ground Testers**

- FLUKE-1625 .....20
- FLUKE-1625 Kit .....20
- FLUKE-1623 .....20
- FLUKE-1623 Kit .....20
- FLUKE-1630 .....21
- FLUKE-1621 .....21
- FLUKE-1621 Kit .....21

**Electrical Testers**

- T+PRO .....22
- T+ .....22
- T+PRO-1AC Kit .....22
- T5-1000 .....22
- T5-600 .....22
- 1AC-II .....22
- 1LAC-II .....22
- 2AC .....22
- LVD2 .....22

**Indoor Air Quality Tools**

- FLUKE-975 .....23
- FLUKE-975V .....23
- FLUKE-922 .....23
- FLUKE-922/Kit .....23
- FLUKE-971 .....24
- FLUKE-985 .....24
- FLUKE-CO-205 .....24
- FLUKE-CO-220 .....24
- FLUKE-RLD2 .....24

**Insulation Testers/MegOhmMeters**

- FLUKE-1507 .....25
- FLUKE-1503 .....25
- FLUKE-1550C .....26
- FLUKE-1555 .....26

Product Quick Find Card

**Power Quality Analyzers**

FLUKE-1735 .....27  
 FLUKE-437-II.....28  
 FLUKE-435-II.....28  
 FLUKE-434-II.....28  
 FLUKE-345 .....29  
 FLUKE-43B .....29  
 VR1710 .....29  
 Norma 4000/5000 .....30  
 FLUKE-1743/1744/1745 .....30  
 FLUKE-1750/1760 .....31

**Process Calibration Tools**

FLUKE-771 .....33  
 FLUKE-772 .....33  
 FLUKE-773 .....33  
 FLUKE-789 .....34  
 FLUKE-787 .....34  
 FLUKE-715 .....35  
 FLUKE-707 .....35  
 FLUKE-705 .....35  
 FLUKE-753 .....36  
 FLUKE-754 .....36  
 FLUKE-726 .....37  
 FLUKE-725 .....37  
 FLUKE-712 .....38  
 FLUKE-714 .....38  
 FLUKE-724 .....38  
 FLUKE-9103/9140/9141 .....39  
 FLUKE-9142/9143/9144 .....39  
 FLUKE-4180/4181 .....39  
 FLUKE-1620A .....39  
 FLUKE-717/718/719 .....40  
 FLUKE-700 Series .....40  
 FLUKE-2700G Series.....41  
 FLUKE-P3000 .....41  
 FLUKE-5500 .....41  
 FLUKE-1523 .....42  
 FLUKE-1524 .....42  
 FLUKE-1551 .....42  
 FLUKE-1552 .....42  
 FLUKE-7526A .....42  
 FLUKE-28 II Ex. ....43  
 FLUKE-707Ex.....43  
 FLUKE-718Ex.....43  
 FLUKE-725Ex.....43  
 FLUKE-700PEX.....43  
 FLUKE-574-NI .....43  
 FLUKE-700G Series.....43

**ScopeMeter® Test Tools**

FLUKE-123/124/125.....45  
 FLUKE-190 Series II .....46  
 FLUKE-190-502 .....47

**Temperature**

FLK-Ti27 .....49  
 FLK-Ti29 .....49  
 FLK-Ti32 .....49  
 FLK-Ti100 .....50  
 FLK-Ti105 .....50  
 FLK-Ti110 .....50  
 FLK-Ti125 .....50  
 FLK-TiR27 .....52  
 FLK-TiR29 .....52  
 FLK-TiR32 .....52  
 FLK-TiR105 .....52  
 FLK-TiR110 .....52  
 FLK-TiR125 .....52  
 FLUKE-CLKT/CLKTO .....53  
 SmartView Software .....53  
 FLUKE-61 .....54  
 FLUKE-561 .....54  
 FLUKE-566 .....54  
 FLUKE-568 .....54  
 FLUKE-62 Max. ....55  
 FLUKE-62 Max+ .....55  
 FLUKE-50 Series II .....55  
 FLUKE-572/574 .....55  
 FLUKE-62 Max+/T+PRO/1AC .....55  
 FLUKE-62 Max+/T5-600/1AC .....55  
 FLUKE-62 Max+/323/1AC .....55  
 FLK-VTO2.....56

**Vibration**

FLUKE-810 .....58  
 FLUKE-805 .....59

**Wireless Test**

FLUKE-CNX Series .....60

**Accessories**

.....62

# 5 KEY BENEFITS

1



## MEASURE WITH CONFIDENCE

Traditional infrared thermometers only show an average temperature of an area that doesn't accurately identify what you are measuring. The VTO2 gives you the visual image of exactly what you are measuring.

2



## DETECT ISSUES INSTANTANEOUSLY

Eliminate the task of taking multiple grid readings and manual temperature measurements. In one blended image, you get the complete picture and can compare readings from different dates.

3



## PINPOINT WITH HOT AND COLD MARKERS

A picture speaks a thousand words. The blended image of the VTO2 captures a center point temperature measurement and hot and cold markers all at once with a click of a button. Pinpoint the exact location of potential problems faster and easier.

4



## DOCUMENT PROBLEMS WITH SMARTVIEW® SOFTWARE

Producing a professional report with Smartview® is just as powerful as the VTO2. You will be able to communicate issues or document that repairs have been fixed.

5




## TROUBLESHOOT EFFICIENTLY

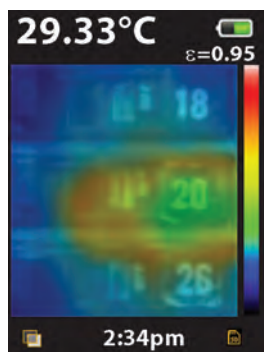
Compact and intuitive, the point and shoot focus-free design of the VTO2 starts finding problems right out of the box with little to no training required.

## Visual and thermal blending with the VT02

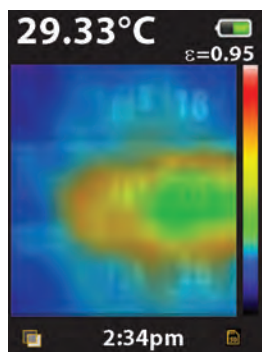
Until now, it hasn't been possible to combine the convenience of a digital camera with a thermal heat map at breakthrough affordability. Unlike other technologies, the blended image eliminates guesswork and tells you the exact location of the issue.



25 % visual



50 % blend



75 % blend

### Key benefits

- **Measure with confidence:** Traditional infrared thermometers only show an average temperature of an area that doesn't accurately identify what you are measuring. The VT02 gives you the visual image of what you are measuring.
- **Detect issues instantaneously:** Eliminate the task of taking multiple grid readings and manual temperature measurements. In one blended image, you get the complete picture and can compare readings from different dates.
- **Pinpoint with hot and cold markers:** A picture speaks a thousand words. The blended image of the VT02 captures a center point temperature measurement and hot and cold markers all at once with a click of a button. Pinpoint the exact location of potential problems faster and easier.
- **Document problems with SmartView® software:** Producing a professional report with Smartview is just as powerful as the VT02. You will be able to communicate issues or document that repairs have been fixed.
- **Troubleshoot efficiently:** Compact and intuitive, the point and shoot focus-free design of the VT02 starts finding problems right out of the box with little to no training required.

### Key applications

#### Industrial maintenance

Identify possible malfunctions by pinpointing hot spots and identifying wear conditions of equipment. Maintain optimum production efficiency and safety conditions.

- Motors
- Pumps, bearings and windings
- Belts and drive shafts
- Electrical overloads and wiring issues
- Performance verifications

#### Electrical

Eliminate the tedious tasks of taking multiple grid readings and manual recording of temperature readings. Show work was completed properly with saved images and professional reports.

- Check temperature of equipment and transformers
- Detect heating of fuses, wires, insulators, connectors, splices and switches
- Prevent overloaded motors due to possible harmonic currents

#### HVAC/R

See beyond temperature with 25 %, 50 % and 75 % blended images that help you see potential issues faster and with more detail. Show work was completed properly with saved images and professional reports.

- Heating and cooling systems
- Troubleshoot failed bearing components
- Verify surface temperatures and calibrate zone temperatures

#### Automotive

Detect blockages in heater cores and cooling systems. Diagnose automotive electrical issues. Determine failed bearing components quickly without the use of other less-efficient tools

- Check engine, brakes and heating/cooling systems
- Performance verification
- Wiring, bearings and exhaust systems
- Hydraulics, compressor and seals

### SmartView® software

#### Document problems

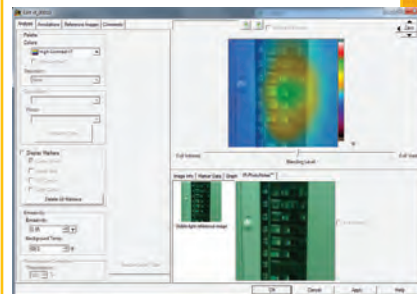
Producing a professional report with Smartview software is just as powerful as the VT02 tool itself. You will be able to communicate the issues that you've detected or document repairs that have been fixed.

#### Free upgrades. Free to share.

We don't charge you for software upgrades. They're free for the life of the product. We enable you to share this software with others.

#### The smart choice

- Extensive optimization and analysis tools with multiple viewing options
- Multiple reporting options and templates
- Enhance and analyze images quickly and easily
- Report Wizard guides you through automatic report generation
- Communicate image details with text annotation drag and drop feature
- Lifetime software upgrades, and no sharing limitations



Sample SmartView software view.

Check price and availability at [www.fluke.com/wtb](http://www.fluke.com/wtb)

# Fluke 810 Vibration Tester

Take a vibration expert along



## Get answers now!

The Fluke 810 Vibration Tester is the most advanced troubleshooting tool for mechanical maintenance teams who need an answer now. It is a unique new kind of troubleshooting tool, engineered to detect and evaluate the most common mechanical problems.

The Fluke 810 Vibration Tester uses a simple step-by-step process to report on machine faults the first time measurements are taken, without prior machine history.

### Use the Fluke 810 to:

- Easily determine the root cause, location and severity of common mechanical faults
- Efficiently prioritize and plan equipment repair or replacement
- Effectively deploy maintenance resources at the point of greatest impact


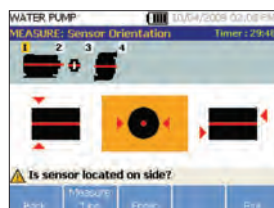
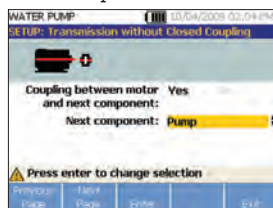
### Simple 3 step process

The Fluke 810 helps you locate and diagnose common mechanical problems and prioritize repair actions in three simple steps:

**1. Setup:** Vibration testing has never been easier. The Fluke 810 asks for basic machine information you already know, like RPM and horsepower. Its onboard Info feature gives you field tips for setting up and taking measurements like a pro.

**2. Measure:** The Fluke 810 easily fits into your maintenance routine. Use it to quickly troubleshoot problems or monitor machine condition.

**3. Diagnose:** Fix it right the first time with the press of a button, the Fluke 810 identifies the root cause, its location, and the problem's severity.



## Specifications

Diagnostic specifications	
Analysis for	Motors, fans, blowers, belts and chain drives, gearboxes, couplings, centrifugal pumps, piston pumps, sliding vane pumps, propeller pumps, screw pumps, rotary thread/gear/lobe pumps, piston compressors, centrifugal compressors, screw compressors, closed coupled machines, spindles
Standard faults	Unbalance, looseness, misalignment and bearing failures
Motor rotational speed range	200 rpm to 12000 rpm
Diagnosis details	Plain-text diagnosis, fault severity (slight, moderate, serious, extreme), repair details, cited peaks, spectra
Tester specifications	
IP rating	IP 54
A/D converter	4 channel, 24 bit
Dynamic range	128 dB
FFT resolution	800 lines
Battery	Lithium-ion, rechargeable, 8 hours operating life
Onboard storage capacity	2 GB internal + user accessible slot for additional storage
Warranty	Three-years (tester), One-year (sensor and tachometer)
Sensor specifications	
Sensor type	Tri-axial accelerometer, 100 mV/g ( $\pm 5\%$ , 25 °C)
Tachometer specifications	
Tachometer type	Laser Diode Class 2

## Ordering information

Included accessories	Models
Tri-axial accelerometer, magnet mount, mounting pad kit with adhesive, quick-disconnect accelerometer cable, laser tachometer with storage pouch, battery pack with cable and adapters, shoulder strap, adjustable hand strap, Viewer PC software, mini USB to USB cable, carrying case, training DVD, getting started guide, quick reference guide, users manual on DVD.	FLUKE-810 Vibration Tester
Additional accessories	810SC-20 Sensor Cable, 20 ft

## Breakthrough diagnostic technology

The Fluke 810's diagnostic technology combines powerful algorithms with a database of real-world measurement experience, making the Fluke 810 the most advanced troubleshooting tool for mechanical maintenance teams.

### Analyze most common equipment:

- Motors
- Fans and blowers
- Belt and chain drives
- Gearboxes
- Pumps
- Compressors
- Spindles

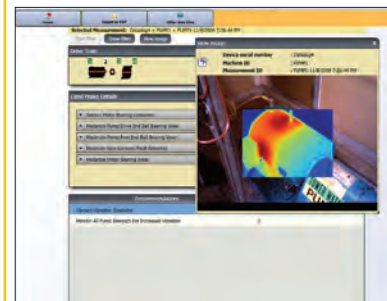
### Detect the most common causes of mechanical failure:

- Bearing problems
- Misalignment
- Unbalance
- Looseness

## Software and resources

### Viewer PC Software

- Store and track your data
- Generate diagnostic reports and track the severity of your machine's condition
- Import and store JPEG images



### Interactive, self-paced training on DVD

Learn more about the basics of vibration and how to fully utilize the features and functionality of the Fluke 810. Fluke has partnered with Mobius Institute, an industry leader in vibration training, to develop an interactive training DVD included with each Fluke 810.

Check price and availability at [www.fluke.com/wtb](http://www.fluke.com/wtb)

# Fluke 805 Vibration Meter

## Forget the pens. Think METER.



The Fluke 805 is not a vibration pen; it's a meter. A Fluke meter that eliminates the confusion of vibration screening and provides reliable measurements you can trust to make critical go or no-go maintenance decisions. With the Fluke 805, you can identify the strength and severity of vibration and easily track the data over time to monitor an asset's condition.

### Trust the Fluke 805 for:

- Reliable bearing assessments** with Crest Factor+ technology.
- Repeatable measurements** time after time with an innovative sensor design.
- Consistent data quality** at both low and high frequency ranges.

### Key features:

- Four-level severity scale assesses urgency of vibration problems
- Exportable data via USB and trending in Microsoft® Excel using built-in templates
- Overall vibration measurement (10 Hz to 1,000 Hz) for acceleration, velocity and displacement units of measurement for a wide variety of machines
- Colored lighting system (green, red) and on-screen comments indicate how much pressure needs to be applied to take measurements
- Non-contact temperature measurement increases diagnostic capabilities
- On-board memory stores up to 3,500 measurements
- Audio output enables listening to bearing tones directly
- External accelerometer support for hard to reach locations
- Flashlight for viewing measurement locations in dark areas
- Large screen with high resolution for easy navigation and viewing

## Specifications

<b>Vibration meter</b>	Low frequency range (overall measurement)	10 Hz to 1,000 Hz
	High frequency range (CF+ measurement)	4,000 Hz to 20,000 Hz
	Severity levels	Good, Satisfactory, Unsatisfactory, Unacceptable
	Vibration limit	50 g peak (100 g peak-peak)
	A/D converter	16-bit
	Signal to noise ratio	80 dB
	Sampling rate	Low frequency: 20,000 Hz; high frequency: 80,000 Hz
	Real time clock backup	Coin battery
	<b>Sensor</b>	Sensitivity
Measurement range		0.01 g to 50 g
Low frequency range (overall measurement)		10 Hz to 1,000 Hz
High frequency range (CF+ measurement)		4,000 Hz to 20,000 Hz
Resolution		0.01 g
Accuracy		At 100 Hz ± 5 % of measured value
<b>Amplitude units</b>	Acceleration	g, m/sec <sup>2</sup>
	Velocity	in/sec, mm/sec
	Displacement	mils, mm
<b>Infrared thermometer (temperature measurement)</b>	Range	-20 °C to 200 °C (-4 °F to 392 °F)
	Accuracy	±2 °C (4 °F)
	Focal length	Fixed, at ~3.8 cm (1.5 )
<b>External sensor (Fluke supports, but does not provide, external sensors)</b>	Frequency range	10 Hz to 1,000 Hz
	Bias voltage (to supply power)	20 V dc to 22 V dc
	Bias Current (to supply power)	Maximum 5 mA
<b>Firmware</b>	External interfaces	USB 2.0 (full speed) communication
	Data capacity	Database on internal flash memory
	Upgrade	through USB
	Memory	Up to 3,500 measurements
<b>Environmental</b>	IP rating	IP54
	Drop test	1 meter
<b>General specifications</b>	Battery type	AA (2) Alkaline or Lithium-ion 2 V dc
	Battery life	250 measurements
	Size (L x W x H)	25.72 cm x 16.19 cm x 9.84 cm (10.13 in x 6.38 in x 3.875 in)
	Weight	1.16 kg (2.55 lb)
	Connectors	USB mini-B 7-pin, stereo audio output jack (3.5 mm Audio Plug), external sensor jack (SMB connector)

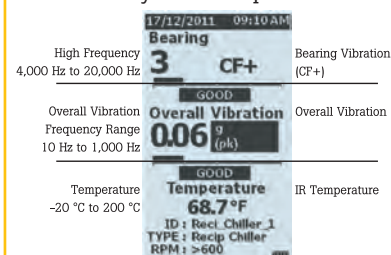
## Ordering information

Included accessories	Models
USB cable, storage case, belt holster, quick reference guide, CD-ROM (includes MS Excel template and documentation), and two AA batteries.	FLUKE-805 Vibration Meter

## What is Crest Factor+?

Crest Factor (CF) is used to identify bearing faults and is the ratio of the peak value/RMS value of a time domain vibration signal. A key limitation of using Crest Factor is that it does not increase linearly as the bearing degrades. In fact, it can actually decrease as a bearing nears failure due to large RMS values.

To overcome this limitation, Fluke uses a proprietary algorithm known as Crest Factor + (CF+). CF+ values range from 1 to 16. As the bearing condition worsens, the CF+ value increases. Fluke has also included a four-level severity scale that identifies the bearing health as Good, Satisfactory, Unsatisfactory or Unacceptable.



## Exporting and trending in Excel

Trending, or repeated vibration measurements kept in a spreadsheet over time, is the best method to track machine health. With the Fluke 805 you can easily:

- Export your results to Excel through a USB connection
- Trend the readings with the pre-built Excel templates and plot graphs
- Compare the overall vibration readings to ISO Standards (10816-1, 10816-3, 10816-7)

Import measurements from the 805 Vibration Meter to an Excel template on your PC in order to trend the bearing parameters: overall vibration, CF+, and temperature. The user can now see a clear picture of the changing bearing condition and deteriorating health of the machine.



Sample trend plot using the Fluke 805 trending template.

Check price and availability at [www.fluke.com/wtb](http://www.fluke.com/wtb)

# CNX Wireless System (3000 Series Test Tools)

**New**



## Find it. Fix it. Fast.

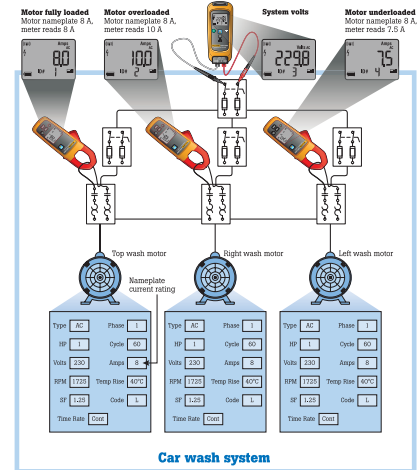
Take readings quicker and solve problems faster with a CNX Wireless System. All CNX 3000 Series tools operate independently, but with the push of a button, they can also work together wirelessly as a team to save you time and keep you safe.

All CNX 3000 Series tools are sold individually and in kits so you can create your own team.

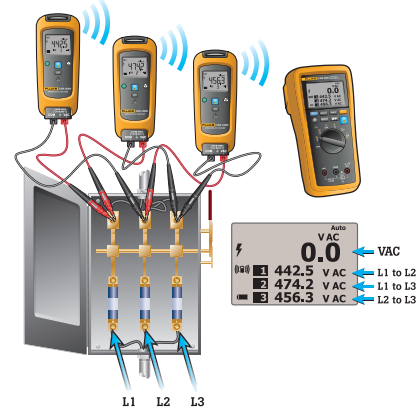
- **Isolate problems quickly** by viewing multiple live measurements at once, on the DMM screen
- **Stay out of harm's way** by separating yourself from the test point
- **Spend less time waiting** for intermittents or keeping records by logging with the CNX modules

## Possible applications

### Load study



### Measure voltage unbalance



## Meet the team (see specs on pg 8)



### Fluke CNX Wireless Multimeter

The CNX 3000 Wireless Multimeter has all the essentials for convenient troubleshooting. Plus, the CNX 3000 Multimeter can wirelessly display the measurements from up to three CNX modules at the same time—from up to 20 m (66 ft) away!

- AC and dc voltage measurements to 1000 V
- AC and dc current to 400 mA with 0.01 mA resolution
- Continuity, resistance, diode test, capacitance and frequency measurements
- MIN/MAX recording
- CAT III 1000 V, CAT IV 600 V; IP54

### Fluke CNX i3000 Wireless iFlex™ AC Current Module

- True-rms ac flexible current probe
- Measure up to 2500 A
- Log MIN/MAX/AVG readings

### Fluke CNX v3000 Wireless AC Voltage Module

- Measure up to 1000 V true-rms ac
- Log MIN/MAX/AVG readings

### Fluke CNX a3000 Wireless AC Current Clamp Module

- True-rms ac current clamp
- Measure up to 400 A
- Log MIN/MAX/AVG readings

### Fluke CNX t3000 Wireless Temperature Module

- K-type thermocouple thermometer
- Measure up to 1372 °C
- Log MIN/MAX/AVG readings

### Fluke CNX pc3000 Wireless PC Adapter

- Communicate real-time readings from CNX tools to your computer
- Download logged data from CNX Wireless Modules to your computer



## Recommended accessories



Check price and availability at  
[www.fluke.com/wtb](http://www.fluke.com/wtb)

# Fluke CNX 3000 Wireless Kits

## Kits tailored for your specific application

### Industrial



#### CNX 3000 Industrial System

- CNX 3000 Wireless Multimeter
- CNX v3000 AC Wireless Voltage Module
- Three CNX i3000 iFlex AC Wireless Current Modules
- Three iFlex i2500-10 Flexible Current Probes
- CNX pc3000 Wireless PC Adapter and Software
- TL224 Test Leads
- TL175 Test Leads
- AC175 Alligator Clips
- AC285 Alligator Clips
- Four magnetic hanging straps

### HVAC



#### CNX 3000 HVAC System

- CNX 3000 Wireless Multimeter
- CNX a3000 AC Wireless Current Clamp Module
- CNX t3000 K-Type Wireless Temperature Module
- CNX pc3000 Wireless PC Adapter and Software
- TL175 Test Leads
- AC175 Alligator Clips
- 80PK-1 K-Type Bead Thermocouple
- Magnetic hanging strap
- Soft carrying case

### General maintenance



#### CNX 3000 General Maintenance System

- CNX 3000 Wireless Multimeter
- CNX v3000 AC Wireless Voltage Module
- CNX i3000 iFlex AC Wireless Current Module
- iFlex i2500-10 Flexible Current Probe
- CNX pc3000 Wireless PC Adapter and Software
- TL224 Test Leads
- TL175 Test Leads
- AC175 Alligator Clips
- AC285 Alligator Clips
- Two magnetic hanging straps
- Soft carrying case

### Additional kits



#### CNX a3000 AC Current Clamp Kit

- CNX 3000 Wireless Multimeter
- CNX a3000 AC Wireless Current Clamp Module
- TL175 Test Leads
- AC175 Alligator Clips
- Soft carrying case



#### CNX i3000 iFlex AC Current Kit

- CNX 3000 Wireless Multimeter
- CNX i3000 iFlex AC Wireless Current Module
- iFlex i2500-10 Flexible Current Probe
- TL175 Test Leads
- AC175 Alligator Clips
- Magnetic hanging strap
- Soft carrying case



#### CNX t3000 Temperature Kit

- CNX 3000 Wireless Multimeter
- CNX t3000 K-Type Wireless Temperature Module
- TL175 Test Leads
- AC175 Alligator Clips
- 80PK-1 K-Type Bead Thermocouple
- Magnetic hanging strap
- Soft carrying case



#### CNX v3000 AC Voltage Kit

- CNX 3000 Wireless Multimeter
- CNX v3000 AC Wireless Voltage Module
- TL224 Test Leads
- TL175 Test Leads
- AC175 Alligator Clips
- AC285 Alligator Clips
- Magnetic hanging strap
- Soft carrying case

## Ordering information

Included accessories	Models	
Test leads, alligator clips, info pack	FLK-CN3000	Wireless Multimeter
Flexible current probe, magnetic hanging strap, info pack	FLK-CN3000	iFlex™ AC Current Clamp Module
	FLK-CN3000	AC Current Clamp Module
Test leads, alligator clips, magnetic hanging strap, info pack	FLK-CN3000	AC Voltage Module
K-type bead thermocouple, magnetic hanging strap, info pack	FLK-CN3000	K-Type Temperature Module
	FLK-CN3000	PC Adapter and Software
Industrial kit: all accessories included with individual items	FLK-CN3000 IND	Industrial System
All other kits: all accessories included with individual items, plus C3003	FLK-CN3000 GM	General Maintenance System
	FLK-CN3000 HVAC	HVAC System
	FLK-CN3000 Kit	Temperature Measurement Kit
	FLK-CN3000 Kit	iFlex AC Current Measurement Kit
	FLK-CN3000 Kit	AC Current Clamp Kit
	FLK-CN3000 Kit	AC Voltage Kit

---

# ACCESSORIES AS TOUGH AS YOUR METER


---



**TPAK Meter Hanger**—  
hang your meter from  
magnetic surfaces and  
free both hands  
(see page 71)



**iFlex® Flexible Current Probe**  
Expands measurement  
range to 2500 A ac  
and provides ultimate  
measurement flexibility  
(see page 4)



**TL175 TwistGuard™ Test  
Leads**—get two category  
ratings with one set of  
test leads and a wire that  
changes color when the  
leads need to be replaced  
(see page 66)



When your job depends on your meter... your  
meter depends on Fluke Genuine Accessories





# Fluke accessory sets and kits

Get an outstanding value with our most popular accessories



### TL220 Industrial Test Lead Set

- Starter kit for industrial applications
- TP238 has insulated stainless steel tip
- Includes 1 pair: AC220, TP220, TL222
- CAT III 1000 V, CAT IV 600 V, 10 A



### TL223 Electrical Test Lead Set

- Starter kit for electrical applications
- TP1 has flat blades for wall sockets
- Includes 1 pair: AC220, TP1, TL224
- CAT II 1000 V, 10 A



### TLK-220 SureGrip™ Accessory Kit with Meter Carrying Case

- Plunger style alligator clips
- Large jaw alligator clips
- Sharp test probes
- Right to straight test leads
- Zippered vinyl carry case with moveable divider
- Holds large DMMs



### TLK287 Electronics Master Test Lead Set

The perfect test lead kit for today's electronics test and design.

- Precision electronic probes with multiple spring-loaded sharp tips to maximize contact with SMD test points
- Micro-grabbers and leads to enable fine SMD test
- Modular mini-alligator clips, grabbers, leads, probes, and couplers for virtually every electronics need



### TLK289 Industrial Master Test Lead Set and Case

Designed for electrical and electronics test in today's industrial environment.

- SureGrip™ alligator clips, grabbers and hook clips for dependable contact with a variety of test points
- TP175 TwistGuard™ Test Probes
- Magnetic hanger for suspension of your DMM
- Temperature adapter with type K thermocouple for direct temperature measurement with your DMM's



### TLK-225 SureGrip™ Master Accessory Kit

- TP175 TwistGuard™ Test Probes
- Plunger style alligator clips
- Plunger style hook clips
- Plunger style pincer clips
- Large jaw alligator clips
- Right to straight test leads
- Six-pocket storage pouch, keeps the entire set together



### T5-Kit, Tester Starter Kit

Getting started kit for electricians who already own a Fluke T5 Tester.

- Test probes
- Large jaw alligator clips
- Zippered soft case

Test Lead Kits Selection Guide	113/114/115/116/117	27 II/28 II/27	77 IV	175/177/179	83V/87V/233	287/289	434/435	8845A/8846A/8808A	120 Series	190 Series	225C	321/322	355	365/373	374/375/376/381	902	705/707	71X Series	724/725/726	753/754	787/789	T+/T+Pro	T5-600/T5-1000	1503/1507/1577/1587
TLK287	•	•	•	•	•	•	•	•	•	•	•	•	•	•	•	•	•	•	•	•	•	•	•	•
TLK289	116	•	•	•	•	•	•	•	•	•	•	•	•	•	•	•	•	•	•	•	•	•	•	•
TL220	•	•	•	•	•	•	•	•	•	•	•	•	•	•	•	•	•	•	•	•	•	•	•	•
TL223	•	•	•	•	•	•	•	•	•	•	•	•	•	•	•	•	•	•	•	•	•	•	•	•
TL225	•	•	•	•	•	•	•	•	•	•	•	•	•	•	•	•	•	•	•	•	•	•	•	•
TL238	•	•	•	•	•	•	•	•	•	•	•	•	•	•	•	•	•	•	•	•	•	•	•	•
TL80A	•	•	•	•	•	•	•	•	•	•	•	•	•	•	•	•	•	•	•	•	•	•	•	•
TL81A	•	•	•	•	•	•	•	•	•	•	•	•	•	•	•	•	•	•	•	•	•	•	•	•
80K-8, 80K-1S, 80K-40	dc only	•	•	•	•	•	•	•	•	•	•	•	•	•	•	•	•	•	•	•	•	•	•	•

# Fluke test leads, probes and clips

The best leads for all your measurement needs



## For electronic applications



### TL80A Basic Electronic Test Lead Set

- Six piece set with zippered case
- Probes, alligator clips and tip extenders for electronic applications
- CAT II 300 V
- CAT III 1000 V, CAT IV 600 V with protective cap

### TL910 Electronic Test Probes with Replacement Tips

- Small profile provides accessibility
- Comes with five sets of replaceable tips
- Replacement tips: TP912
- CAT II 1000 V, 3 A

### TP80 Electronic Test Probes

- Tapered tip ideal for probing electronic components or boards
- Removable guard for IC probing
- CAT III 1000 V, 10 A

### TP920 Test Probe Adapter Kit

- IC test tip adapters, extended tips, medium alligator clips fit over TL71 and TL75 test lead sets
- IC test tip Adapter, 3 A
- Extended probe tip, 3 A
- Med. alligator clip, 5 A
- CAT II 300 V

### TL40 Retractable Probe Assembly

- Retractable, insulated sharp probe tip
- CAT III 300 V, 3 A

### TL26A Telecom Test Lead Set

- Five-way multi-point test clips for telecommunications applications
- Flexible silicone insulated leads are heat and cold resistant
- CAT I 30 V, 8 A

## For automotive applications

### TP81 and TP82

- Stainless steel probe pierces insulation on 14, 16 and 18 gauge wire
- Design provides complete insulation while working on fuel injectors or sensors
- TP81 for use with modular test leads (Fluke TL224)
- TP82 slips over probe tips (Fluke TL71)
- Rated to 60 V dc



### TP88 Rigid Backprobe Pin Set

- Two inch long pins pass between the weather pack seal and wire
- Use with Fluke TL71 or TL75 test lead sets
- Rated to 60 V dc



### TP40 Automotive Back Probe Pin Set

- Set of five 1.5 inch pins
- Rated to 60 V dc
- Provide an easy connection past weather pack seals to connector conductors
- Use with Fluke TL71 or TL75 test lead sets



### TL82 Automotive Pin & Socket Adapter Set

- Collection of male and female adapters allows you to make firm connection to pin and socket connectors
- Adapters with flexible tips come in the following sizes: 22, 20, 16 and 12
- Rated to 60 V dc



### TLK281 Automotive Test Lead Kit

- Insulation piercing probes
- SureGrip™ silicone test leads
- SureGrip test probes
- SureGrip plunger style alligator clips
- SureGrip alligator clips
- Carrying case



### TLK282 Deluxe Automotive Test Lead Kit

- Insulation piercing probes
- Set of five automotive back probe pins
- SureGrip silicone test leads
- SureGrip test probes
- SureGrip plunger style alligator clips
- SureGrip alligator clips
- SureGrip hook clips
- Carrying case



## High-voltage probes

### 80K-6, 80K-15, 80K-40 High Voltage Probes

- Allows a digital multimeter to measure up to 6,000 volts peak, 15,000 volts peak and 40,000 volts peak respectively
- 1000:1 division ratio output when connected to 10 MΩ multimeter
- Ground clip included
- Intended for low energy applications that are referenced to ground
- 80K-15 (not available in Europe)



# Fluke SureGrip™ accessories

As tough as your meter



## Modular test leads and test probes (use test probes with test leads)

### TP175, TwistGuard™ Test Probes

- Converts probe tip length between 4 mm, a CAT III 1000 V, CAT IV 600 V measurement and 19 mm, a CAT II 1000 V measurement
- Fits standard modular test leads



### FTPL-1 SureGrip™ Fused Test Probes with Leads

- FTP-1 Fused Test Probes with built-in fuses for added protection
- TL224 Silicone Insulated Test Leads
- CAT III 1000 V, CAT IV 600 V, 10 A



### TL221 SureGrip™ Silicone Test Lead Extension Kit

- Superior strain relief
- Includes two adapters to extend leads 1.5 m
- CAT III 1000 V, CAT IV 600 V, 10 A



### TL222 SureGrip™ Silicone Insulated Test Leads

- Superior strain relief
- Recommended for use with AC220, AC280, AC283 test clips
- CAT III 1000 V, CAT IV 600 V, 10 A



## Modular clips (use with test leads, includes one red, one black)

### AC220 SureGrip™ Alligator Clips

- Insulated, nickel plated jaws grip objects up to .375 inch
- Blunt tip grabs round screw heads
- CAT III 1000 V, CAT IV 600 V, 10 A



### AC280 SureGrip™ Hook Clips

- Profile narrows to .22 inch at tip
- Hook opening .20 inch at front, .08 inch at base
- CAT III 1000 V, CAT IV 600 V, 3 A



### AC283 SureGrip™ Pincer Clips

- 4.5 inch flexible, insulated shaft
- Nickel plated pincers open to .20 inch
- CAT III 1000 V, CAT IV 600 V, 1 A



### AC285 SureGrip™ Alligator Clips

- Multi-purpose tooth pattern grips anything from fine gauge wire to a .75 inch nut
- Nickel-plated steel jaws
- Accepts standard modular 4 mm test leads
- CAT III 1000 V, CAT IV 600 V, 10 A



### TL224 SureGrip™ Silicone Insulated Test Leads

- Superior strain relief
- 1.5 m silicone-insulated wire resists heat and cold
- CAT III 1000 V, CAT IV 600 V, 10 A



### FTP-1 SureGrip™ Fused Test Probes

- Built-in fuses for added protection
- 2 mm threaded probe tips include removable 4 mm lantern-style spring contacts
- Removable GS38 insulated caps
- CAT III 1000 V, CAT IV 600 V, 10 A



### TP1, TP2, TP4 and TP38 Slim Reach™ Test Probes

- Slender probe bodies for probing closely spaced or recessed points
- TP1 has a flat blade
- TP2 has 2 mm diameter tip
- TP4 has 4 mm diameter tip
- TP38 has stainless steel insulated probe to help lessen the risk of arc flash explosion
- CAT II 1000 V, 10 A
- CAT III 1000 V, CAT IV 600 V (TP38 only)



### TP220 SureGrip™ Industrial Test Probes

- Sharp, .5 inch stainless steel tip provides reliable contact
- Flexible finger barrier improves grip
- CAT II 1000 V, 10 A



### AC175 Threaded Alligator Clips

- Threads securely onto TL175 or TP175 probes
- Insulated alligator clips with flexible boots
- Jaw opening: 7 mm (0.275 in), jaw contact material: nickel-plated steel
- CAT III 1000 V, CAT IV 600 V



### AC173 Extended Tooth Alligator Clips

- Extended tooth jaw with front placement for attaching to screw heads
- Accepts standard 4 mm modular test leads
- Jaw opening: 8 mm (0.31 in), jaw contact material: nickel-plated steel
- CAT III 1000 V, CAT IV 600 V



## The new standard for safety


### TL175 TwistGuard™ Test Leads

- Probes meet new IEC 61010-031 requirements for safety
- Patented extendable tip guard meets new CAT III 1000 V, CAT IV 600 V requirements while providing the flexibility you need for CAT II measurements
- **New Wear-Guard™** test lead wear indicator that changes color when leads are damaged and in need of replacement
- Probes always show correct category rating for tip being used
- Advanced strain relief exceeds 5,000 bend life
- TP175 probes fit modular test leads



### TL238 SureGrip™ Test Lead Set for high energy environments

- Insulated tip probes help lessen risk of arc flash explosion
- Probe extenders keep hands away from live current
- Includes one pair each, insulated test tip probes, probe extenders and TL224 Test Leads
- Probes and leads CAT III 1000 V, CAT IV 600 V, 10 A, extenders CAT III 1000 V 10 A



### TL71 Premium DMM Test Lead Set

- Flexible silicone insulated leads are heat and cold resistant
- Distinctive comfort grip probes
- Recommended for  $\mu$ V measurements
- CAT II 1000 V, 10 A
- CAT III 1000 V, CAT IV 600 V with protective cap



### TL75 Hard Point Test Lead Set

- Extremely hard alloy tips resist wear
- Distinctive comfort grip probes
- 1.5 m PVC leads
- CAT II 1000 V, 10 A
- CAT III 1000 V, CAT IV 600 V with protective cap



# Fluke temperature accessories

## Hot probes with cool designs




**FLUKE**®

### SureGrip™ temperature accessories

The innovative SureGrip™ design from Fluke is now available in select temperature probes. The soft rubber handle combined with a new ergonomic shape is so comfortable to hold that you'll forget about the probe and focus on the measurement. All SureGrip probes have an improved, more flexible strain relief for a long life.



Cleans up with soap and water



Soft rubber handle provides a secure grip

	Bead	Bead	HVAC	Immersion	Surface	Air	Piercing	General purpose	Industrial surface
	<b>80BK-A</b>	<b>80PK-1 80PJ-1</b>	<b>80PK-11</b>	<b>80PK-22</b>	<b>80PK-3A</b>	<b>80PK-24</b>	<b>80PK-25 80PT-25</b>	<b>80PK-26</b>	<b>80PK-27</b>
Lowest temperature	-40 °C (-40 °F)	-40 °C (-40 °F)	-30 °C (-22 °F)	-40 °C (-40 °F)	0 °C (32 °F)	-40 °C (-40 °F)	KType: -40 °C (-40 °F) TType: -196 °C (-321 °F)	-40 °C (-40 °F)	-127 °C (-196 °F)
Highest temperature	260 °C (500 °F)	260 °C (500 °F)	105 °C (221 °F)	1090 °C (1994 °F)	260 °C (500 °F)	816 °C (1500 °F)	350 °C (662 °F)	816 °C (1500 °F)	600 °C (1112 °F)
Probe material	Type K wire with teflon insulation		Velcro	Inconel 600	Type K sensor with teflon body	Inconel	316 Stainless Steel	304 Stainless Steel	
Probe length	1 m lead wire		19 in Velcro cuff	21.27 cm (8.375 in)	9.525 cm (3.75 in)	21.59 cm (8.5 in)	10.16 cm (4 in)	21.57 cm (8.5 in)	20.32 cm (8 in)
Cable length	1 m (3.3 ft)				1.3 m (4 ft)	1 m (3.3 ft)			
Connection	Standard banana jack		Molded thermocouple plug						
SureGrip handle	No	No	No	Yes	No	Yes	Yes	Yes	Yes
Key feature	Ideal for initial troubleshooting. Can be secured in place with a magnet.		Velcro probe allows hands free temperature measurement.	For use in liquids or in gels.	Exposed junction for direct contact with flat or slightly convex surfaces.	Perforated baffle for air and non-caustic gas measurements.	Probe material safe for use in foods. Sharp tip pierces solid surfaces.	Use for general purpose air or surface measurements.	Low conductivity stainless steel minimizes thermal shunting. Extra rugged.
Thermocouple types	K	K, J	K	K			K, T	K	
<b>Typical use</b>									
General purpose	•	•	•	•	•	•	•	•	•
HVAC	-	-	•	•	•	•	-	•	•
Food service	-	-	-	•	-	-	•	-	-
Industrial	•	•	•	-	-	-	-	-	-
Residential	•	•	-	-	-	-	-	-	-
Commercial	•	•	•	•	•	•	•	•	•

The 80TK enables your meter to read temperature using mV.  
For the Fluke Thermometer, 51, 52, 53, and 54 III, no adapter is necessary for thermocouple types K, J, T and E.

Temperature Accessories Selection Guide	110/111/112	114/115/117	116	27 II	28 II	175/177	179	233	80 Series III/83V	87V	187/189	287/289	45/8845/8846	43B	120 Series	190 Series	51-II/52-II/53-II B/54-II B	561	574/576	714	715	725/726	741/743/744/754	787/789	902	1587	1577	
80BK-A	-	-	•	-	-	-	•	•	•	•	•	•	•	-	-	-	-	-	-	-	-	-	-	-	-	-	-	-
All 80PK Probes	*	*	▲	*	▲	*	▲	▲	*	▲	▲	▲	*	*	*	*	-	-	-	-	*	-	-	*	•	▲	▲	
80PJ-1/80PJ-9	-	-	-	-	-	-	-	-	-	-	-	-	-	-	-	-	•	-	-	-	-	•	•	-	-	-	-	
80PT-25	-	-	-	-	-	-	-	-	-	-	-	-	-	-	-	-	•	-	-	-	-	•	•	-	-	-	-	
80TK	•	•	-	•	-	•	-	-	•	-	-	-	•	•	•	•	-	-	-	-	•	-	-	•	•	-	-	
80T-150UA	•	•	-	•	-	•	-	-	-	-	-	-	•	•	•	•	-	-	-	-	•	-	-	•	•	-	-	
80PJ-EXT	-	-	-	-	-	-	-	-	-	-	-	-	-	-	-	-	•	-	-	-	-	•	•	-	-	-	-	
80PK-EXT	*	*	▲	*	▲	*	▲	▲	*	▲	▲	▲	*	*	*	*	-	-	-	-	*	-	-	*	•	▲	-	
80PT-EXT	-	-	-	-	-	-	-	-	-	-	-	-	-	-	-	-	•	-	-	-	-	•	•	-	-	-	-	
80CK-M	*	*	▲	*	▲	*	▲	▲	*	▲	▲	▲	*	*	*	*	•	-	-	-	*	•	•	*	-	▲	-	
80CJM	-	-	-	-	-	-	-	-	-	-	-	-	-	-	-	-	•	-	-	-	-	•	•	-	-	-	-	

\* Requires 80TK ▲ Requires 80AK-A - N/A

# Fluke Temperature accessories

Turn your digital multimeter into a thermometer



## Other temperature accessories

### 80TK Thermocouple Module

- Converts type K thermocouple signals into mV output
- Connects to DMM via standard banana plugs
- Switch selectable °C or °F
- Range: -50 °C to 1000 °C (-58 °F to 1832 °F)
- Includes 80PK-1 probe



### 80T-150UA Universal Solid State Temperature Probe

- For measurement of air, surface and non-corrosive materials
- Measurement range: -50 °C to 150 °C (-58 °F to 302 °F)
- Output: 1 mV/°C or 1 mV/°F (switch selectable)
- Connects to DMM via standard banana plugs



### 80PK-8, 80PK-10, Pipe Clamp Temperature Probes

- Type K thermocouples clamp securely onto pipes for fast temperature and superheat measurements
- Durable ribbon sensors
- 1 m (39 in) lead
- Measure from -29 °C to 149 °C
- 80PK-8 for 6.4 mm to 34.9 mm (0.25 in to 1.375 in)
- 80PK-10 for 32 mm to 64 mm (1.25 in to 2.5 in)



## Thermocouple Plug Kits


### 700TC1

A kit of ten mini-plug connectors. One each of the following:  
 Type J (black)  
 Type K (yellow)  
 Type T (blue)  
 Type E (purple)  
 Type R/S (green)  
 Type B or Cu (white)  
 Type L (J-DIN) (blue)  
 Type U (T-DIN) (brown)  
 Type C (red)  
 Type N (orange)



### 700TC2

A kit of seven mini-plug connectors.  
 Type J (black), two  
 Type K (yellow), two  
 Type E (purple), one  
 Type T (blue), one  
 Type R/S (green), one




### 80PK-18, Pipe Clamp Temperature Probe Kit

- Includes both 80PK-8 and 80PK-10 Type K clamps
- Provides full range of pipe measurement sizes
- Includes soft carrying case to conveniently keep both clamps handy for any situation




### 80CK-M and 80CJ-M Type K and J Male Mini-Connectors

- Isothermal screw terminal for K or J wire
- Suitable for up to 20 gauge thermocouple wire
- Color coded to industry standards (K-yellow, J-black)
- Two per package



### 80PJ-EXT, 80PK-EXT, 80PT-EXT Thermocouple Wire Extension Kits

- For extending and repairing type J, K or T thermocouple wires.
- Kit includes 3 m (9 ft) of thermocouple wire and 1 pair of male/female mini-connectors
  - Maximum continuous exposure temperature: 260 °C (500 °F)
  - 80PK-EXT is compatible with type K thermometers; 80PJ-EXT is designed for type J thermometers, and 80PT-EXT is designed for type T thermometers



## Process tools accessories

### BP7240

- Li-ion rechargeable battery; nominal 7.2 volt, 4400 mA hr
- Use with 750 Series Calibrators



### BP7235

- NiMH rechargeable battery; nominal 7.2 volt, 3500 mA hr
- Use in 700 and 740 Series Calibrators



### 700LTP-1 Low Pressure Test Pump

Hand operated pressure pump designed to generate either vacuum to -13 psi/-0.90 bar or pressures to 100 psi/6.9 bar. Ideal for low pressure applications requiring accurate low pressure testing.



### 700ILF In-line Filter

The Fluke 700ILF can be used to isolate the calibrator from incidental contact with fluids. Particularly useful with the 718 calibrator to help keep moisture or oils from contaminating the on-board pump.



### 700PTP-1 Pneumatic Test Pump

The Fluke 700PTP is a handheld pressure pump designed to generate either vacuum to -11.6 psi/-0.8 bar or pressure to 600 psi/40 bar.




### 700HTP-2 Hydraulic Test Pump

The Fluke 700HTP is designed to generate pressures up to 10,000 psi/700 bar. Use the Fluke 700PRV adjustable relief valves to limit pressures from 1360 psi to 5450 psi.



### 700HTH-1 Hydraulic Test Hose

The 700HTH is a 10,000 psi, 700 bar test hose that connects to a calibration unit under test from a Fluke 700HTP hydraulic test pump.



### 700PMP Pressure Pump

The 700PMP is a hand-operated pressure pump to provide pressures up to 150 psi/1000 kPa. Output fitting is 1/8 FNPT.



### Fluke 700-IV Current Shunt

Conversion factor: 10 mV = 1 mA  
 Accuracy (% of input, one-year): 0.025 %  
 Input current: 0 mA to 55 mA  
 Input resistance: 250 Ω nominal  
 Output resistance: 10 Ω nominal  
 Accuracy specification applies from +18 °C and 28 °C to 50 °C  
 Maximum input voltage: 30 V dc



# Fluke current clamps

For use with multimeters, portable oscilloscopes and power quality analyzers



i3000s Flex-24 (24 in dia), i3000s Flex-36 (36 in dia), i6000s Flex-24 (24 in dia) i6000s Flex-36 (36 in dia)

## AC current clamp specifications

	i200	i200s	i400	i400s	i800	i1000s	i3000s	i2000 Flex	i3000s Flex	i6000s
AC current range	1 A to 200 A	1 A to 200 A	1 A to 400 A	0.5 A to 400 A	1 A to 800 A	0.2 A to 1000 A	1 A to 3000 A	2 A to 2000 A	3 A to 3000 A	60 A to 6000 A
Accuracy	± 3% + 0.5 A 48 to 65 Hz	± 1% + 0.5 A 48 Hz to 65 Hz	± 2% + 0.06 A 45 Hz to 400 Hz	± 2% + 0.015 A, 5 A to 400 A, 2% + 0.04 A, 45 to 400 Hz	± 3% + 0.1 A, 10 A to 200 A ± 2%, 200 A to 800 A ± 1%	0.2 to 10 A: ± 3% + 0.1 A, 10 A to 100 A: ± 2%, 100 A to 1000 A: 1% + 1 A 48 to 65 Hz	1 to 30 A: ± 1% of range, 30% + 0.1 A, 10 A to 100 A: 2% + 0.5 A, 100 A to 1000 A: 2% + 2 A 48 to 65 Hz	± 1% of range, 45 to 65 Hz Ranges: 20 A, 200 A, 2000 A	± 1% of range, 45 Hz to 65 Hz Ranges: 30 A, 300 A, 3000 A	± 1% of range, 45 to 65 Hz
Bandwidth (-3 dB)	40 Hz to 40 kHz	40 Hz to 40 kHz	5 kHz to 20 kHz	5 Hz to 10 kHz	30 Hz to 10 kHz (typical)	5 Hz to 100 kHz	10 Hz to 100 kHz	10 Hz to 20 kHz	10 Hz to 50 kHz	10 Hz to 50 kHz, (-3 dB)
Maximum conductor diameter	20 mm (0.8 in)	20 mm (0.8 in)	32 mm (1.25 in)	32 mm (1.25 in)	54 mm (2.13 in)	54 mm (2.13 in)	64 x 100 mm (2.52 x 3.94 in)	177 mm (7 in)	177 mm (7 in) or 285 mm (10.4 in)	193 mm (7.6 in) or 289 mm (11.4 in)
Maximum conductor size	300 MCM	300 MCM	750 MCM	750 MCM	2-500 MCM or 1-1000 MCM	2-500 MCM or 1-1000 MCM	64 mm (2.52 in) circumference	610 mm (24 in) circumference	610 mm or 915 mm circumference	610 mm (24 in) or 915mm (36 in)
Output levels	1 mA/A	10 mV/A 100 mV/A	1 mA/A	10 mV/A 1 mV/A	1 mA/A	1 mV/A 10 mV/A 100 mV/A	10 mV/A 1 mV/A 0.1 mV/A	100 mV/A 10 mV/A 1 mV/A	100 mV/A 10 mV/A 1 mV/A	50 mV/A 5 mV/A 0.5 mV/A
Output cable	1.5 m shrouded banana plugs	2 m to BNC termination	1.5 m shrouded banana plugs	2.5 m to BNC termination	1.6 m shrouded banana plugs	1.6 m to BNC termination	2.1 m to BNC termination	2 m with double shrouded banana plugs	2.1 m to BNC termination	2 m to BNC, 4 mm plug adapter supplied
Warranty	One-year	One-year	One-year	One-year	One-year	One-year	One-year	One-year	One-year	One-year
Safety rating	CAT III 600 V	CAT III 600 V	CAT III 1000 V CAT IV 600 V	CAT III 1000 V CAT IV 600 V	CAT III 600 V	CAT III 600 V	CAT III 600 V	CAT III 600 V	CAT III 600 V	CAT III 600 V

## AC current clamp selection guide

Meter	i200	i200s	i400	i400s	i800	i1000s	i3000s	i2000 Flex <sup>1</sup>	i3000s Flex	i6000s
114/116		1 A to 200 A		0.6 A to 400 A*		0.6 A to 1000 A*	1 A to 3000 A	2 A to 2000 A	3 A to 3000 A	Best to use i430Flex-TF
115/117	60 A to 200 A	1 A to 200 A	60 A to 400 A	0.6 A to 400 A*	60 A to 800 A	0.6 A to 1000 A*	1 A to 3000 A	2 A to 2000 A	3 A to 3000 A	Best to use i430Flex-TF
233	60 A to 200 A	1 A to 200 A	60 A to 400 A	0.6 A to 400 A*	60 A to 800 A	0.6 A to 1000 A*	1 A to 3000 A	2 A to 2000 A	3 A to 3000 A	Best to use i430Flex-TF
27II	2 A to 200 A	1 A to 200 A	2 A to 400 A	1 A to 400 A*	2 A to 800 A	0.1 A to 1000 A*	1 A to 3000 A	2 A to 2000 A	3 A to 3000 A	Best to use i430Flex-TF
28II	1.8 A to 200 A	1 A to 200 A	1.8 A to 400 A	1.8 A to 400 A	1.8 A to 800 A	0.2 A to 1000 A*	2 A to 3000 A	2 A to 2000 A	3 A to 3000 A	Best to use i430Flex-TF
77 IV		1 A to 200 A		1 A to 400 A*		0.1 A to 1000 A*	1 A to 3000 A	2 A to 2000 A	3 A to 3000 A	Best to use i430Flex-TF
175/177/179	3 A to 200 A	1 A to 200 A	3 A to 400 A	1 A to 400 A*	3 A to 800 A	0.3 A to 1000 A*	3 A to 3000 A	2 A to 2000 A	3 A to 3000 A	Best to use i430Flex-TF
1577/1587 Insulation Meter	3 A to 200 A	1 A to 200 A	3 A to 400 A	3 A to 400 A*	3 A to 400 A	0.3 A to 1000 A*	3 A to 3000 A	2 A to 2000 A	3 A to 3000 A	Best to use i430Flex-TF
83V/88V	2 A to 200 A	1 A to 200 A	2 A to 400 A	1 A to 400 A*	2 A to 800 A	0.1 A to 1000 A*	1 A to 3000 A	2 A to 2000 A	3 A to 3000 A	Best to use i430Flex-TF
87V	2 A to 200 A	1 A to 200 A	2 A to 400 A	2 A to 400 A*	2 A to 800 A	0.2 A to 1000 A*	2 A to 3000 A	2 A to 2000 A	3 A to 3000 A	Best to use i430Flex-TF
287/289	1 A to 200 A	1 A to 200 A	1 A to 400 A	0.5 A to 400 A*	1 A to 800 A	0.2 A to 1000 A*	1 A to 3000 A	2 A to 2000 A	3 A to 3000 A	Best to use i430Flex-TF
43B Power Quality Analyzer		1 A to 200 A		0.35 A to 400 A		0.1 A to 1000 A	1 A to 3000 A	2 A to 2000 A	3 A to 3000 A	Best to use i430Flex-TF
434/435 Power Quality Analyzer		1 A to 200 A		1.2 A to 400 A		0.3 A to 1000 A	1.2 A to 3000 A	Best to use i430Flex	Best to use i430Flex-TF	
120 Series ScopeMeters		1 A to 200 A		2.5 A to 400 A		0.25 A to 1000 A	2.5 A to 3000 A	2 A to 2000 A	3 A to 3000 A	Best to use i430Flex-TF
190 Series Scopemeters		1 A to 200 A		1 A to 400 A		0.1 A to 1000 A	1 A to 3000 A	2 A to 2000 A	3 A to 3000 A	Best to use i430Flex-TF
8808A	1 A to 200 A	1 A to 200 A	1 A to 400 A	0.5 A to 400 A*	1 A to 800 A	0.1 A to 1000 A*	1 A to 3000 A	2 A to 2000 A	3 A to 3000 A	Best to use i430Flex-TF
8845A/8846A	1 A to 200 A	1 A to 200 A	1 A to 400 A	1 A to 400 A*	1 A to 800 A	0.2 A to 1000 A*	1 A to 3000 A	2 A to 2000 A	3 A to 3000 A	Best to use i430Flex-TF
787/789 Process Meters	50 A to 200 A	1 A to 200 A	50 A to 400 A	2 A to 400 A*	50 A to 440 A	0.2 A to 1000 A*	2 A to 3000 A	2 A to 2000 A	3 A to 3000 A	Best to use i430Flex-TF

\* Requires PM9081/001 Adapters.

<sup>1</sup> Three range version.

<sup>2</sup> Current and watt readings will be multiples of 10 higher or lower than actual on some ranges.


# Fluke current clamps

For use with multimeters, portable oscilloscopes and power quality analyzers



## AC/DC models

80i-110s



i1010



i30s



i410



i310s



**i310s, i30s and i30  
Hall Effect AC/DC  
Current Clamps**  
Especially useful for low  
current measurements  
down to 30 milliamps.

i30



## AC/DC current clamp specifications

	80i-110s	i410	i1010	i30	i30s	i310s
DC range	0.1 A to 100 A	1 A to 400 A	1 A to 1000 A	30 mA to 30 A	30 mA to 30 A	0.1 A to 450 A
AC range	0.1 A to 70 A	1 A to 400 A	1 A to 600 A	30 mA to 20 A rms	30 mA to 20 A rms	0.1 A to 300 A
Accuracy	0.1 A to 10 A; dc to 1 kHz: $\pm 3\%$ + 50 mA; up to 100 A add 15%; up to 20 kHz add 12%	3.5% + 0.5 A for dc or ac (45 to 400 Hz)	2% + 0.5 A for dc or ac (45 to 400 Hz)	$\pm 1\%$ of reading, $\pm 2$ mA	$\pm 1\%$ of reading, $\pm 2$ mA	30 A range: 1% + 50 mA 300 A range: 1% + 300 mA
Bandwidth (-3 dB)	100 kHz	3 kHz	10 kHz	dc to 20 kHz (-0.5 dB)	dc to 100 kHz (-0.5 dB)	DC to 20 kHz
Zero error adjustment	Yes	Yes	Yes	Yes	Yes	Yes
Maximum conductor diameter	11.8 mm (0.46 in)	30 mm (1.18 in)	30 mm (1.18 in)	19 mm (0.75 in)	19 mm (0.75 in)	19 mm (0.75 in)
Maximum conductor size	1 AWG	750 MCM or 2-500 MCM	750 MCM or 2-500 MCM	250 MCM	250 MCM	250 MCM
Output levels	10 mV/A, 100 mV/A	1 mV/A	1 mV/A	100 mV/A	100 mV/A	1 mV/A, 10 mV/A
Output cable	1.6 meter with BNC termination	1.2 meter with shrouded banana plugs	1.2 meter with shrouded banana plugs	1.5 meter with shrouded dual banana plug	2 meter with BNC termination	2 meters with BNC termination and a BNC to safety shrouded banana adapter
Battery life	40 hours	60 hours	60 hours	30 hours	30 hours	30 hours
Warranty	One-year	One-year	One-year	One-year	One-year	One-year
Safety	CAT II 600 V; CAT III 300 V	CAT III 600 V	CAT III 600 V	CAT III 300 V	CAT III 300 V	CAT III 300 V

## AC/DC current clamp selection guide

Meter	80i-110s	i410	i1010	i30	i30s	i310s
114/115/116/117	0.1 A to 100 A dc/ 0.1 A to 70 A ac*	1.4 A to 400 A dc/ 6 A to 400 A ac	1.4 A to 1000 A dc/ 6 A to 600 A ac	30 mA to 30 A dc/ 60 mA to 20 A ac	30 mA to 30 A dc/ 60 mA to 20 A ac	0.1 A to 450 A dc/ 0.6 A to 300 A ac
233	0.1 A to 100 A dc/ 0.1 A to 70 A ac*	1.4 A to 400 A dc/ 6 A to 400 A ac	1.4 A to 1000 A dc/ 6 A to 600 A ac	30 mA to 30 A dc/ 60 mA to 20 A ac	30 mA to 30 A dc/ 60 mA to 20 A ac	0.1 A to 450 A dc/ 0.6 A to 300 A ac
27II	0.1 A to 100 A dc/ 0.1 A to 70 A ac*	1 A to 400 A dc/ 1 A to 400 A ac	1 A to 1000 A dc/ 1 A to 600 A ac	30 mA to 30 A dc/ 30 mA to 20 A ac	30 mA to 30 A dc/ 30 mA to 20 A ac	0.1 A to 450 A dc/ 0.1 A to 300 A ac
28II	0.1 A to 100 A dc/ 0.2 A to 70 A ac*	1 A to 400 A dc/ 6 A to 400 A ac	1 A to 1000 A dc/ 6 A to 600 A ac	30 mA to 30 A dc/ 60 mA to 20 A ac	30 mA to 30 A dc/ 60 mA to 20 A ac	0.1 A to 450 A dc/ 2 A to 300 A ac
77-IV	0.1 A to 100 A dc/ 0.1 A to 70 A ac*	1 A to 400 A dc/ 5 A to 400 A ac	1 A to 1000 A dc/ 5 A to 600 A ac	30 mA to 30 A dc/ 40 mA to 20 A ac	30 mA to 30 A dc/ 40 mA to 20 A ac	0.1 A to 450 A dc/ 0.4 A to 300 A ac
175/177/179	0.11 A to 100 A dc/ 0.3 A to 70 A ac*	1.6 A to 400 A dc/ 30 A to 400 A ac	1.6 A to 1000 A dc/ 30 A to 600 A ac	30 mA to 30 A dc/ 300 mA to 20 A ac	30 mA to 30 A dc/ 300 mA to 20 A ac	0.1 A to 450 A dc/ 3 A to 300 A ac
1577/1587 Insulation Meter	0.1 A to 100 A dc/ 0.3 A to 70 A ac*	1.2 A to 400 A dc/ 30 A to 400 A ac	1.2 A to 1000 A dc/ 30 A to 600 A ac	30 mA to 30 A dc/ 300 mA to 20 A ac	30 mA to 30 A dc/ 300 mA to 20 A ac	0.1 A to 450 A dc/ 3 A to 300 A ac
83V/88V	0.1 A to 100 A dc/ 0.1 A to 70 A ac*	1 A to 400 A dc/ 1 A to 400 A ac	1 A to 1000 A dc/ 1 A to 600 A ac	30 mA to 30 A dc/ 30 mA to 20 A ac	30 mA to 30 A dc/ 30 mA to 20 A ac	0.1 A to 450 A dc/ 0.1 A to 300 A ac
87V	0.1 A to 100 A dc/ 0.2 A to 70 A ac*	1 A to 400 A dc/ 20 A to 400 A ac	1 A to 1000 A dc/ 20 A to 600 A ac	30 mA to 30 A dc/ 200 mA to 20 A ac	30 mA to 30 A dc/ 200 mA to 20 A ac	0.1 A to 450 A dc/ 2 A to 300 A ac
287/289	0.1 A to 100 A dc/ 0.1 A to 70 A ac*	1 A to 400 A dc/ 1 A to 400 A ac	1 A to 1000 A dc/ 1 A to 600 A ac	30 mA to 30 A dc/ 30 mA to 20 A ac	30 mA to 30 A dc/ 30 mA to 20 A ac	0.1 A to 450 A dc/ 0.1 A to 300 A ac
123/124 Scopemeters	0.1 A to 100 A dc/ 0.25 A to 70 A ac*	1 A to 400 A dc/ 25 A to 400 A ac**	1 A to 1000 A dc/ 25 A to 600 A ac**	30 mA to 30 A dc/ 250 mA to 20 A ac**	30 mA to 30 A dc/ 250 mA to 20 A ac**	0.1 A to 450 A dc/ 2.5 A to 300 A ac
190 Series Scopemeters	0.1 A to 100 A dc/ 0.1 A to 70 A ac	1 A to 400 A dc/ 5 A to 400 A ac**	1 A to 1000 A dc/ 5 A to 600 A ac**	30 mA to 30 A dc/ 50 mA to 20 A ac**	30 mA to 30 A dc/ 50 mA to 20 A ac	0.1 A to 450 A dc/ 0.5 A to 300 A ac
8808A	0.1 A to 100 A dc/ 0.1 A to 70 A ac*	1 A to 400 A dc/ 2 A to 400 A ac	1 A to 1000 A dc/ 2 A to 600 A ac	30 mA to 30 A dc/ 30 mA to 20 A ac	30 mA to 30 A dc/ 30 mA to 20 A ac	0.1 A to 450 A dc/ 0.2 A to 300 A ac
8845A/8846A	0.1 A to 100 A dc/ 0.1 A to 70 A ac*	1 A to 400 A dc/ 1 A to 400 A ac	1 A to 1000 A dc/ 1 A to 600 A ac	30 mA to 30 A dc/ 30 mA to 20 A ac	30 mA to 30 A dc/ 30 mA to 20 A ac	0.1 A to 450 A dc/ 0.1 A to 300 A ac
705/707	0.1 A to 100 A dc, No ac*	4 A to 400 A dc, No ac	4 A to 1000 A dc, No ac	40 mA to 30 A dc, No ac	40 mA to 30 A dc, No ac	0.4 A to 450 A dc, No ac
715	0.1 A to 100 A dc, No ac*	4 A to 400 A dc, No ac	4 A to 1000 A dc, No ac	40 mA to 30 A dc, No ac	40 mA to 30 A dc, No ac	0.1 A to 450 A dc, No ac
787/789 Process Meters	0.1 A to 100 A dc/ 0.2 A to 70 A ac*	1 A to 400 A dc/ 20 A to 400 A ac	1 A to 1000 A dc/ 20 A to 600 A ac	30 mA to 30 A dc/ 200 mA to 20 A ac	3 mA to 30 A dc/ 200 mA to 20 A ac	0.1 A to 450 A dc/ 2 A to 300 A ac

\* Requires PM9081 Adapter

\*\* Requires PM9082/001 Adapter

\*\*\*Only for use with the 430 Series Power Quality Analyzers





# Fluke lights and hangers

Free your hands and shed light on the contact point



### LVD1 Volt Light

- Exclusive dual-sensitivity
- Detects voltages from 40 V ac to 300 V ac
- Voltage detector glows blue at 50 Hz to 60 Hz or 2.5 cm to 38 cm (1 in to 5 in) away from source
- Ultra-bright white LED with 100,000 hour bulb life
- AAA battery included



### LVD2 Volt Light

- Non-contact ac voltage detector and bright white LED flashlight
- Detects voltage from 90 V to 600 V ac from one to five inches away
- CAT IV rated, one-year warranty



### L205 Mini Hat Light

Rugged, high-intensity Xenon worklight.

- Attaches to a baseball cap
- Includes a hat clip
- Includes two AAA batteries
- Waterproof



### L206 Deluxe LED Hat Light

(hard hat not included)

Attach it to a hard hat, a baseball cap, or even a panel door.

- Three super bright white LEDs—never burn out
- Special hard-hat attachment included
- 40-hour battery life
- Includes three AAA batteries

### TPAK ToolPak™ Magnetic Meter Hanger

- Free both hands to make measurements
- Hang your meter from metallic surfaces like panels and pipes
- Kit includes universal hanger clips (two), hook and loop straps (two lengths), adapter and strong magnet
- Attaches to back of many Fluke meters, including 110, 170, 180, 280 Series, 87V and 83V DMMs, 724, 725 and 789 Process Calibrators, 70 Series III DMMs, 1503, 1507, 1577 and 1587 Insulation Multimeters and 50 Series II Digital Thermometers



### LeadWrap Test Lead Fasteners

- Keep your favorite leads together
- Hook and loop fasteners
- Three per package



### L215 SureGrip™ Kit with Probe Light and Probe Extenders

- L200 probe light
- TP220 SureGrip test probes
- TL224 SureGrip test leads
- TP280 test probe extenders
- Soft foldable pouch, keeps the entire set together



### L210 Probe Light and Probe Extenders

- 8 inch probe extenders fit modular test probes
- Probe and extender length complies with NFPA recommendations
- Bright white LED illuminates contact area
- Probe light fits on extender or test probe

# Specialty accessories and software

## Get more out of your multimeter



### Stray voltage

#### SV225

- Eliminates stray voltage due to capacitance between wires in electrical installations
- Compatible with all instruments and test leads that accept standard 4 mm shrouded banana connectors



### Pressure and vacuum

#### PV350 Pressure Vacuum Module

- Digital pressure and vacuum measurements in a single module
- Measures HVAC/R, hydraulic and pneumatic pressures to 350 psig/2413 kPa (usable to 500 psig)
- Measures to 76 cm Hg (29.9 in Hg) vacuum (not intended for measuring microns of vacuum)
- Compatible with most digital multimeters



### Fiber optics

#### FOM Fiber Optic Meter

The Fluke Fiber Optic Meter (FOM) helps you test and maintain fiber optic cable without having to buy a whole new meter. Plug the FOM directly into any DMM with a mV dc function and a 10 mΩ input impedance, and quickly and accurately verify fiber optic cable system loss. Light sources and patch cords sold separately.



#### FOS 850 and FOS 850/1300 Fiber Optic Light Sources

A variety of LED light sources allow you to test different cables.



### Fuse selection guide

Replacement fuses for Fluke DMMs are available from your distributor. To order direct from Fluke call 1-800-44-FLUKE (U.S.) or email fluke-info@fluke.com.

Model	Fuse Requirements
21-III/75-III/73-III	P/N 871173 630mA 250V fuse P/N 803293 11A 1000V fuse
27 (S/N<7247001)	P/N 871173 630mA 250V fuse P/N 871202 3A 600V fuse P/N 892583 15A 600V fuse
27 (S/N>7247001)	P/N 943121 440mA 1000V fuse P/N 803293 11A 1000V fuse
83/85/87 (S/N>6565000)	P/N 943121 440mA 1000V fuse P/N 803293 11A 1000V fuse
83-III/85-III/87-III 87-IV/89-IV/187/189/287/289/ 77-III/79-III/23-III/26-III/175/177/179/77-IV/27-II/28-II 111/112/115/117/233	P/N 943121 440mA 1000V fuse P/N 803293 11A 1000V fuse
1577/1587	P/N 943121 440mA 1000V fuse
1503/1507	P/N 2279339 315mA 1000V fuse
787/789	P/N 943121 440mA 1000V fuse (Qty 2)

Selection Guide	110/111/112	114/115/116/117	27 II/28 II/27	175/177	179	80 Series III/83V	87/89 IV	87V	233	287/289/187/189	43B	120 Series	190 Series	51/52/53/54 II	709/707	715	725/726	741/743	744	787/789	1587	1577	
TPak	•	•	•	•	•	•	•	•	•	•	•	•	•	•	•	•	•	•	•	•	•	•	•
PV350 (pressure)	•	•	•	•	•	•	•	•	•	•	•	•	•	•	•	•	•	•	•	•	•	•	•
FOM (fiber optic)	•	•	•	•	•	•	•	•	•	•	•	•	•	•	•	•	•	•	•	•	•	•	•
CO-210	•	•	•	•	•	•	•	•	•	•	•	•	•	•	•	•	•	•	•	•	•	•	•

\*53 B II, 54 B II only.

Model	Instrument compatibility	Cable
FVF-BASIC	Fluke 280 Series, 789, 1550B, 1653, 180 Series	USB / IR
FVF-SC2	Fluke 280 Series, 789, 1550B, 1653, 180 Series	USB / IR
FVF-SC4	Fluke 8808A, 8845A, 8846A, 45*	USB / Serial
IR189USB	USB cable for Fluke-18X, 28X DMMs	USB / IR

### Logging software



#### FlukeView® Forms

Harness the power of the data logging function on your Fluke Digital Multimeter, Thermometer or ProcessMeter. Log live readings while connected to a PC, or leave your Fluke 289, 789 or 54-II in place to capture up to 1,000 readings for download to a PC.

#### Choose the model that's right for you:

- FVF-SC2:** Includes software and cable used with 280 Series DMMs and 789 ProcessMeters, and the 1550B Insulation Tester
- FVF-SC3:** Includes software and cable used with 45 Bench Meters
- FVF-SC4:** Includes software and cable used with 8845A and 8846A Multimeters

Go to [www.fluke.com/flukeviewforms](http://www.fluke.com/flukeviewforms) to download the demo.

#### FlukeView® Forms Basic

An abridged version of FlukeView Forms.

- Available for use with 280 Series DMMs and 789 ProcessMeters, only
- Upgrade to the full FlukeView Forms with FVF-UG
- Compatible with the 280 and 789 series only

#### Choose the model that's right for you:

- FVF-Basic:** FlukeView Forms Basic transfers data from Fluke test tool to a PC. Displays readings in table or graphical format.
- FVF-SC2, -SC4:** FlukeView Forms Full provides Basic software functions plus customizable documents and templates.
- FVF-UG:** FlukeView Forms Upgrade, compatible with all forms of FlukeView Forms (Basic and Full)

# Featured products



## Fluke 709H Precision Loop Calibrator with HART

The 709H offers HART communication and supports a select set of the HART universal and common practice commands.

For information on the new 709H Precision Loop Calibrator see page 36.



## Fluke 325 True-rms Clamp Meter

True-rms measurements and optimized ergonomics make the 320 Series Clamp Meters the best general troubleshooting tools for commercial and residential electricians.

For information on the new 325 True-rms Clamp Meter see page 6.



## Fluke 419D Laser Distance Meter

This professional-grade laser distance meter extends your reach to 80 meters (260 feet) with even greater accuracy.

## Fluke 62 MAX, 62 MAX+ Infrared Thermometers

Takes the heat. And the dust, water and three-meter drop. The Fluke 62 MAX and 62 MAX+ are the only IR thermometers you can handle without care.

For information on the new 62 MAX, 62 MAX+ Infrared Thermometers see page 55.



## Join the conversation

We design our products with you in mind. Yeah, we have guys in lab coats, developing and testing our tools in rooms we dare not enter. But our ideas, the things that drive our intense development process, come straight from the job site—from pros like you. You are the voice of innovation. Tell us what you think. Visit our social media sites, and get the conversation started. **We're listening.**



**Ask. Share. Find.**  
User-authored community  
for test and measurement  
tool users.



[www.facebook.com/fluke.corporation](http://www.facebook.com/fluke.corporation)



[www.twitter.com/flukecorp](http://www.twitter.com/flukecorp)



[www.youtube.com/flukecorporation](http://www.youtube.com/flukecorporation)

**Fluke.** *The Most Trusted Tools in the World.*

**Fluke Corporation**  
PO Box 9090,  
Everett, WA 98206 U.S.A.

**Fluke Europe B.V.**  
PO Box 1186, 5602 BD  
Eindhoven, The Netherlands

**For more information call:**

In the U.S.A. (800) 443-5853 or Fax (425) 446-5116  
In Europe/M-East/Africa +31 (0) 40 2675 200 or Fax +31 (0) 40 2675 222  
In Canada (800)-36-FLUKE or Fax (905) 890-6866  
From other countries +1 (425) 446-5500 or Fax +1 (425) 446-5116  
Web access: <http://www.fluke.com>

©2003-2013 Fluke Corporation. Specifications subject to change without notice.  
Microsoft is a registered trademark of Microsoft Corporation.  
7/2013 1274458U\_EN\_SEA Volume 43

Modification of this document is not permitted without written permission from Fluke Corporation.

## More Fluke info online

- Complete digital catalog
- Measurement safety
- Newest products
- Where to buy
- Extended specs
- Online store
- How-to information

[www.fluke.com/catalog](http://www.fluke.com/catalog)

### Contact us:

**Fluke South East Asia Pte Ltd**  
1 Clementi Loop, #06-02/03/04, Singapore 129808

General product and sales information:  
Tel: +65-6799-5566 Fax: +65-6799-5577  
[info.asean@fluke.com](mailto:info.asean@fluke.com)

Service, parts and calibration:  
Tel: +65-6799-5588 Fax: +65-6799-5589  
[service.asean@fluke.com](mailto:service.asean@fluke.com)

### Web access

For Singapore and other Southeast Asia countries  
<http://www.fluke.com.sg>

For Indonesia <http://www.fluke.com/id>  
For Malaysia <http://www.fluke.com/my>  
For Philippines <http://www.fluke.com/ph>  
For Thailand <http://www.fluke.com/th>  
For Vietnam <http://www.fluke.com/vn>

### Indonesia office

**BUT. Fluke South East Asia Pte Ltd**  
Menara Satu Sentra Kelapa Gading #06-05  
Jl. Bulevar Kelapa Gading Kav.  
LA3 No. 1, Summarecon Kelapa Gading  
Kelapa Gading, Jakarta Utara 14240  
Tel: +62-21-2938-5922 Fax: +62-21-2937-5682

### Malaysia office

**Fluke Electronics (M) Sdn Bhd**  
Suite D-3A-4, Level 3A, Block D  
SouthGate Commercial Centre, No. 2, Jalan Dua  
Off Jln Chan Sow Lin, 55200 Kuala Lumpur, Malaysia  
Tel: +60-3-9223-1216 Fax: +60-3-9223-1218

### Vietnam office

**Representative Office of Fluke South East Asia Pte Ltd  
c/o Danaher Vietnam**  
Green Power Tower, 11th Floor Unit 2  
35 Ton Duc Thang Street, District 1  
Ho Chi Minh City, Vietnam  
Tel: +84-8-2220-5371 (ext 103) Fax: +84-8-2220-5370