



NEW

SUNSHINE PHONICS Decodable Books

New Australian Series with **real stories** using words that children **can** read!



Kookaburra
Educational Resources



Phone 1300 766 997

Email orders@kookaburra.com.au

www.kookaburra.com.au

Sunshine Phonics Decodable Books

New Australian series with **real stories** using words that children **can** read.

The program teaches children phonics skills in a sequential and systematic way so that they can learn the sounds (phonemes) and the letters that represent them (graphemes) and then practise and apply this knowledge through reading a text that makes sense. This ensures that every beginning reader will experience success in their reading from their very first book!

The program features:

- Decodable vocabulary with some high-frequency words
- 70 enjoyable stories
- Systematic progression for learning the sounds (phonemes) and the letters that represent them (graphemes)
- Full-colour illustrations to support meaning
- Comprehensive Teachers' Books that include lesson plans, activity sheets and assessment
- The first 50 books feature characters from the same family along with their pets and friends.



Key Series Author – Paul George

We need to ensure that all children experience success as they begin the exciting journey of learning to read. The right teaching and the right resources can make all the difference.

Sunshine Decodables – Phonics Overview

Teaching the 44 Phonemes of English

SET 1 10 BOOKS

s a t p i n m d

SET 2 10 BOOKS

g o b h e r f u l

SET 3 10 BOOKS

c k ck j qu v w x y z zz ff ll ss

SET 4 10 BOOKS

th/th ch ng sh ai ee igh oa oo/oo

SET 5 10 BOOKS

ar or ur ow oi ear air ure er

SET 6 10 BOOKS

Phonemes	f w	ai	ee	igh	oa	oo	or	ur	ow	oi
Graphemes	ph	ay	ea	y	ow	ew	aw	ir	ou	oy
	wh	a-e	e-e	ie	o-e	ue	au	er		
		eigh	ie	i-e	oe	u-e	al	ear		
		ey	y	i	o	u	our			
		ei	ey			oul				
		a	e							

SET 7 10 BOOKS

Phonemes	ear	air	j, s	c	u, e, r	ar, o, m	n, i	l, v, z	sh, ch	zh
Graphemes	ere	are	g	k	o	a	kn	le	ch	s(ion)
	eer	ear	dge	ck	ea	(w)a	gn	ve	t(ion)	
			c	qu	wr	mb	y	se	ss(ion, ure)	
			sc	x					s(ion, ure)	
				ch					c(ion, ious, ial)	
									tch	







The first three sets of the program cover 23 phonemes of English.

- There are 10 books in each set (30 total).
- Sets 1–3 introduce all consonants and short vowels.
- Sets 1–3 focus is on predominantly VC and CVC words and a few tricky words.

9781990011450

Sets 1–3 Single Pack - 1 x 30 titles \$147.28




SET 1 Phonemes: s a t p i n m d



High-frequency words:
in it at am and did Dad

Tricky Words:
I is the




SET 2 Phonemes: g o b h e r f u l



High-frequency words:
on get up big Mum got had not but

Tricky Words:
go no to A/a his into has of

SET 3 Phonemes: c k ck j qu v w x y z zz ff ll ss



High-frequency words:
will off can

Tricky Words:
too she he be my for her



The next four sets of the program cover 21 phonemes of English.

- There are 10 books in each set (40 total).
- Sets 4–5 introduce consonant digraphs, vowel digraphs and trigraphs and adjacent consonants.
- Sets 6–7 introduce new graphemes for known phonemes.

9781990030123

Sets 4–7 Single Pack - 1 x 40 titles \$229.09



SET 4 Phonemes: th/th ch ng sh ai ee igh oa oo/oo



High-frequency words:
that this then them
with see went from
just help

Tricky Words:
we, me, as, all, was,
you, they, are, have, out





SET 5 Phonemes: ar or ur ow oi ear air ure er



High-frequency words:
down it's, now

Tricky Words:
so, do, oh, there, said,
your, one



SET 6 Alternative Graphemes



High-frequency words:
look, saw, make, day, very,
by, don't, children, looked,
made

Tricky Words:
come, what, people, put,
could, some, when, like,
here, called, were, asked

SET 7 Alternative Graphemes



High-frequency words:
came, house, little, about,
I'm

Tricky Words:
Mr, Mrs, their

Sunshine Phonics

Decodable Books

New Australian Series with **real stories** using words that children can read!

Real Stories

While the Sunshine Phonics books are decodable texts, they are also **real stories!** The stories follow the adventures of Nat, Dan and Sam and their pets and friends. All young children can relate to the fun storylines and always enjoy the humorous endings.

Words Children Can Read

The Sunshine Phonics books allow students to practise their developing phonic knowledge by reading books that only include the sounds that they have learnt. Some tricky words (not easily decodable high-frequency words) are also learnt as these words are necessary for any story. The result is reading success for all children!

Clear, colourful illustrations to support the text and storyline

Real stories featuring the same key characters – Dan, Nat and Sam



Sam, Dan and Pam sit in the pit.


Some "tricky words" are introduced. These are high-frequency words that are not easy to decode at this stage.



Sam sat on his mat but did not go.


Decodable text featuring mostly CVC words in Sets 1–3.

Large, well-spaced text



It will be a big job to get the mud off the van.

In Set 3, double letters are introduced.



I am at Nan and Pop's. Nan has six hens and lots of lemons.

In Set 3, two-syllable decodable words are introduced.



Consonant digraphs are introduced in Set 4.

That night they get in the tent.

Adjacent consonants are introduced from Set 4.



They have a light on in the tent. It is too bright. Nat yells, "Get that light off!"

Each book in Sets 4 and 5 has a focus digraph or trigraph. In this book it is the trigraph /igh/.

Sunshine Phonics Decodable Books

TEACHING SUPPORT

Before Reading

Sounds to say

g o b h e r f u l

Practise blending the sounds

top

fit

hot

sips

hops

log

hut

set

Hop

Run

did

and

but

on

up

Get

Tricky Words

to is the go Go

Inside Front Cover

The inside front cover of each book provides the **Before Reading** focus for the children. Here they will review the sounds they have learnt and practise blending those sounds to make the words that they will meet in the story.

Tricky Words are also reviewed as children will need to know these by sight at the early stages.



Scope and Sequence

A Scope and Sequence Chart is available to download from our website. This provides a clear overview of the program with the teaching focus for each book along with the words used in each book.

s a t p i n m d

Title	Tricky Words	Teaching Point	VC Words	CVC Words	VCC	CV	CVCC
1. Sam, Dan and Nat		<ul style="list-style-type: none"> capital letters sound the same as lower case letters ending -s, sips 	it	Dan, Sam, Nat, sip, Sip	and		sips
2. Pam		<ul style="list-style-type: none"> capital letters sound the same as lower case letters ending -s, pats, sits, sips, nips speech bubble introduced 		Dan, Sam, Nat, Pam, pat, Sit, Pat	and		nips, pats, sits, sips
3. Dip in	is	<ul style="list-style-type: none"> use of capital letters for names, and at the start of a sentence full stop at the end of a sentence is = /i/ /z/ 	in	Dan, Sam, Nat, Pam, sit, tip, Dip, Tip	and		sits, dips
4. Tap it	is, I	<ul style="list-style-type: none"> use of commas to show pauses and to separate words full stops show the end of a sentence review use of speech bubbles 	in, it	Dan, Sam, Pam, Dad, tap, did, Tap	and		taps
5. Sid	is, the, I	<ul style="list-style-type: none"> how the addition of 's' at the end of a verb shows who does the action, I pat, he pats 	in, am	Sid, tin, sip, Nat			naps, pats, sits, sips, taps
6. Tip it	is, the	<ul style="list-style-type: none"> use of capital letters for names, and at the start of a sentence full stop at the end of a sentence lower case and capitals have the same sound 	it, at	Dan, Pam, tip, tap, Nat, pat, Tip	and		tips
7. At the dam	is, the, I, Is	<ul style="list-style-type: none"> use of the question mark review speech bubbles 	in, at, it, am, At	Dan, Sam, Nat, dam, Dad, sit	and		sits
8. In the pit	is, the	<ul style="list-style-type: none"> review use of capital letters review the addition of 'y' to the end of words 	in, In	Sam, Dan, Sid, Pam, pit, mad, pat, sit	and		sits, naps
9. Tap the tin	is, the, The	<ul style="list-style-type: none"> use of the apostrophe 's to show possession 	It	Sid, Pam, tap, tin, Sid's, Tap	and		taps
10. Nat	is, I	<ul style="list-style-type: none"> review punctuation review use of speech bubbles 	am, it	Nat, Sid, dip, mad, sad, Dip			sips, tips, dips

Get fit, Dan!

SET 2: Story 15

Before Reading

Say the sounds: g o b h e r f u l

Ensure children use the pure sounds for the consonants without the added “u” sound.

Practise blending the sounds: top fit hot runs log hut set sips hops Hop Run Dan

High-Frequency Words: get Get but up it and on did

Tricky Words: the is go Go to

Vocabulary Check: fit – What does it mean to “be fit” or “to get fit”? What does “Get set, go” mean? When is this used? Sometimes it’s, “Ready, get set, go”. top – What different meanings does this word have? Discuss the meaning of “top” in different contexts, e.g. I am wearing a red top. She took the top off the bottle.

Story Discussion: Look at the cover. Who is this story about? What does the title tell us about this story? What kind of things could Dan do to get fit?

Teaching Points: Discuss the use of speech and thought bubbles in this story to show the talking (speech) or thoughts of a character. Ask children to find examples in the book. Introduce the purpose of an exclamation mark to show emphasis. Review s on the end of a verb, e.g. hop/hops.

After Reading

Comprehension:

- What are some of the things Dan did to get fit?
- How was Sam helping Dan?
- What was Sam holding in his hand? What does a stopwatch do?
- Can you think of other things you can do to help keep yourself fit?

Fluency: Speed read the words again from the inside front cover.



Teaching Notes







At the end of each book, teachers will find a summary of teaching points for **Before Reading** and **After Reading**. This includes:

- the list of focus phonemes
- words to blend
- vocabulary
- pre-reading discussion
- comprehension
- fluency



Other Support Materials

The Sunshine Alphabet Flash Cards are ideal for use when introducing new phonemes and graphemes. There are 26 double-sided laminated cards. On one side is the lower-case letter and illustration and on the other side is the capital letter and illustration.



Sets 1-3 Multipack

9781990011467

\$638.18

That's only
\$4.25 per book!



Sets 4-7 Multipack

9781990030130

\$981.82

That's only
\$4.90 per book!

Teachers' Books



In addition to the summary of teaching points provided in each book, we also offer two comprehensive Teachers' Books.

Each Teacher's Book includes:

- Phonics Overview for the whole program
- Scope and Sequence
- Explicit teaching plans
- Photocopiable activity pages for every book
- Word Banks
- Assessment

9781990021480
9781990021497

Sets 1-3 Teachers' Book
Sets 4-7 Teachers' Book

\$53.18
\$53.18

The picnic

SET 3: Story 30

Nat, Meg and Mack, the rabbit, are having a picnic. There are buns for the girls but nothing for Mack so he heads off to get a carrot from the garden and has his own picnic.

Set 3 phonemes: c k ck j qu v w x y z zz ff ll ss

Learning Intention
Phonics: Recap the graphemes and phonemes **g o b h e r f u l**, and read words using these and the new graphemes and phonemes **c k j x ff**. Check that children can sound out and blend these sounds to read a range of words, including words with two syllables.
Comprehension: Make sure that children understand and can talk about the story and make predictions. Check that they can read with appropriate pace and expression to show understanding, taking account of punctuation, including question marks.
High-frequency words: off, at, and, not, but
Tricky words: she, too, no, he, has, for, is
Decodable words using new graphemes and phonemes: picnic, jug, cups, Mack, six, off.

Before Reading
Story discussion: Look at the cover, and read the title together. Ask: What has Nat got for her picnic? Do you think she is going to have the picnic by herself, or with someone else? (Point out, if necessary, that there are two cups.) What kinds of things might happen on a picnic?
Link to prior learning: Turn to the Before Reading page inside the front cover. Encourage children to read the graphemes and say the sounds as quickly as they can, and reinforce any that they are not sure of. Ensure they use pure sounds for the consonants without any added uh sound, e.g. c, not cuh. Practise blending the sounds to read the words on the Before Reading page.
Vocabulary check: Picnic – a meal or snack outdoors. Share children's experiences of having picnics or snacks in the open air.
Decoding practice: Display the words picnic and Mack, and ask children to circle the letters that make the /k/ sound in each word (c in picnic, ck in Mack). Ask: Do you know another way of spelling this sound? (The letter k on its own also makes the /k/ sound.) Display these words: kit, cap, cup, rock, can, kick, duck. Can children sound out and blend each word and identify the grapheme that makes the /k/ sound?
Tricky word practice: Display the words she and he. Ask: Can you tell me the tricky part of this word? Elicit that it's the e, which has an ee sound. Practise writing and reading these words.



During Reading
Read the story: Ask children to read the story aloud at their own pace, running a finger under the words as they read. On page 7, check that children can read this longer sentence fluently and with understanding. Ask: Who didn't get a bun? Why?
Phonics support: Remind children to sound out and blend the letters as necessary to read the words but encourage them to read words with familiar letters and sounds fluently on sight if they can, without sounding out. If children get stuck on a word, model how to sound out and blend the sounds in the word. Encourage them to help each other with decoding if they get stuck on a word, and praise good examples of sounding out and blending, especially in two-syllable words.
Comprehension support: Pause occasionally to talk about the story and encourage children to make predictions, e.g. on page 9, say: What do you think Mack is going to do? What will the girls do next? Turn the page to see if they were right.

After Reading
Apply learning: Ask: What do you think will happen next, after the end of the story? Will the girls let Mack eat his carrot, or stop him? Why do you think that?
Comprehension
• Who else came to Nat's picnic?
• What clue can you spot on page 12 that helps you work out where Mack is?
• How do you think the girls feel at the end of the story? How might Mack feel?
Fluency
• Ask children to speed-read the words on the inside front cover.
• Ask children to re-read page 13. Check that they can read the question with appropriate intonation.

Follow-up Activities
Activity 1 – Phonics: Children practise tracing the graphemes **f** and **z**, and identifying both capitals and lower case letters in print. They match lower case and capital letters **Ff** and **Zz**.
Extension: Give children letter cards or magnetic letters **f, z, i, p, t**. Can they make the words **zip** and **fit**?
Activity 2 – Comprehension: Children circle objects they would take on a picnic. They make a cover for their favourite book drawing a picture and writing the name.

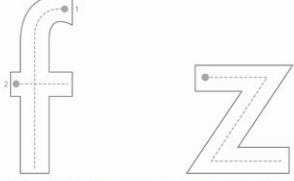
134 © Wendy Pye Publishing Ltd 135 © Wendy Pye Publishing Ltd

Teaching notes

Activity 1

SET 3: Story 30
The picnic

Say the phonemes and trace the graphemes.



Circle the double letters **ff**.

v ff x V ff y j l ff

Circle the letters that say the sound /z/.

x z c k Z qu K z f y k Z


Draw lines to match the capital and lowercase letters.

f	Z
z	F


Activity 2

SET 3: Story 30
The picnic

Circle things you would take to a picnic.



Make a cover for your favourite book, draw a picture and write the name.



136 © Wendy Pye Publishing Ltd 137 © Wendy Pye Publishing Ltd

Activity sheets

Assessment (Teacher sheet)

ASSESSMENT 1

TEACHER SHEET

Student: _____ Class: _____ Date: _____

SET 1	
New Phonemes and Graphemes	Say the sound. p m a d n i s t
Segment and Blend to Read	Sound out and blend. a-m/am i-t/it a-n/an d-i-d/did m-a-n/man s-i-p/sip
Segment and Blend to Read Nonsense Words	Sound out and blend. m-i-p/mip s-a-n/san d-i-t/dit t-a-m/tam
NOTES	

SET 2	
New Phonemes and Graphemes	Say the sound. b g e l r o f u h
Segment and Blend to Read	Sound out and blend. o-n/on b-i-g/big r-o-b/rob l-e-d/led f-i-t/fit h-u-t/hut
Segment and Blend to Read Nonsense Words	Sound out and blend. g-e-f/gef l-u-b/lub h-e-t/het r-i-t/rit b-o-n/bon
NOTES	

140

© Wendy Pye Publishing Ltd

ASSESSMENT 1

TEACHER SHEET

Student: _____ Class: _____ Date: _____

SET 3	
New Phonemes and Graphemes	Say the sound. z j c s s y f f v c k x q u k z z l l w
Segment and Blend to Read	Sound out and blend. y-e-t/yet z-i-p/zip w-i-l/will q-u-i-t/quit o-ff/off k-i-ck/kick
Segment and Blend to Read Nonsense Words	Sound out and blend. v-o-c/voc y-a-g/yag c-u-j/cuj j-i-x/jix w-e-zz/wezz l-i-pp-a-t/lippat
NOTES	

TRICKY WORDS	
Assess these words at the completion of reading each set of books or once all three sets have been read – not as a pre-test.	
Set 1	Read without sounding out. I is the
Set 2	go his A to of has no a into
Set 3	too she he for be her
NOTES	

© Wendy Pye Publishing Ltd

141

Assessment (Student sheet)

ASSESSMENT 1 SET 1

STUDENT SHEET

Say the sound.

p	m	a	d
n	i	s	t

Sound out and blend.

am	it	an
did	man	sip

Sound out and blend.

mip	san	dit	tam
-----	-----	-----	-----

144

© Wendy Pye Publishing Ltd

ASSESSMENT 1 SET 2

STUDENT SHEET

Say the sound.

b	g	e	l	r
o	f	u	h	

Sound out and blend.

on	big	rob
led	fit	hut

Sound out and blend.

gef	lub	het	rit	bon
-----	-----	-----	-----	-----

© Wendy Pye Publishing Ltd

145

Word Banks

Bank of words using Set 1 and Set 2 sounds (87 words)
 These words use Set 1 and Set 2 phonemes and graphemes. Because children already know these sounds, they can be encouraged to sound them out and blend them for reading, e.g. /f/ /u/ /n/ = fun. When spelling these words, encourage children to say the whole word first and then attempt to sound out each sound (blend then segment), e.g. fun = /f/ /u/ /n/.
 The words in blue are decodable high-frequency words.

g o b h e r f u l

run	rid	fun	got	bun
bag	pot	net	rap	mat
mud	hit	hop	fit	not
top	bat	big	lid	tug
set	leg	hen	bug	hip
dog	bin	pad	fan	nut
rug	log	on	hot	men
get	red	ten	had	fat
bus	Gus	bad	dig	rub
fig	rat	pen	hut	lip
mug	mum	up	ran	hug
rot	ram	peg	him	if
pop	sun	bed	pet	rip
but	us	lot	rod	hat

OUR DEDICATED SALES TEAM - CALL FOR AN ON-SITE CONSULTATION*

New South Wales



Donna Brown

Wollongong & South Coast
0408 426 387
donna@kookaburra.com.au



Mark Reilly

Metro Sydney – South East & South West
0408 962 918
mark@kookaburra.com.au



Judy Learmont

Metro Sydney – North, East & Inner West
0433 131 955
judy@kookaburra.com.au



Sanesh Chandra

Metro Sydney – North West & West
0417 101 028
sanesh.chandra@kookaburra.com.au



Wayne Harris

Central Coast, Lake Macquarie & Central West NSW
0437 145 981
wayne@kookaburra.com.au



David Wood

Hunter Region
0439 497 216
david.wood@kookaburra.com.au



Phil Lowrey

Mid & North Coast NSW
0413 674 490
philip.lowrey@kookaburra.com.au



Carmen Watkins

K-12 Education National BDM
0438 528 341
carmen.watkins@kookaburra.com.au

Queensland



Paul McGee

Gold Coast & South West QLD
0419 244 204
paul@kookaburra.com.au



Cameron Provan

Brisbane North to Bundaberg
0458 119 913
cameron@kookaburra.com.au



David Langsford

North Queensland
0458 119 919
david.langsford@kookaburra.com.au



Lydia McGuigan

Early Years National BDM
0437 696 498
lydia.mcguigan@kookaburra.com.au

Victoria



Dean Charge

Victorian Sales Manager – Metro Melbourne & Mornington Peninsula
0400 202 499
dean.charge@kookaburra.com.au



Leanne McAleese

Metro Melbourne & Gippsland
0458 119 920
leanne.mcaleese@kookaburra.com.au



Deb Hunter

Geelong & South West Victoria
0448 431 382
deb.hunter@kookaburra.com.au



National Customer Experience Team

P: 1300 766 997
F: 1300 768 997
support@kookaburra.com.au

Personalised on-site consultations*

Let us help you navigate our vast range so you can be sure you're choosing **the best resource for your outcome.**

Contact **your local Account Manager for more details.**

*Not available in all areas.



Kookaburra
Educational Resources



Phone 1300 766 997

Email orders@kookaburra.com.au

www.kookaburra.com.au