

Staying connected to school has never been easier with Alexa and Blackboard. For parents or students 13 years or older, Alexa and Blackboard provide a convenient way to access school and coursework updates with the power of voice. Enjoy the ease of no longer needing to remember your logins or open an app -- just ask Alexa.

## How to get started?



1. Confirm that your school uses Blackboard Learn version 3400.9.0 or newer.
2. Create a student or parent login through your school's Blackboard portal.
3. Follow the steps in the Blackboard Alexa Skill setup guide below.

## What can I ask Alexa?



Homework and Assignment Due Dates

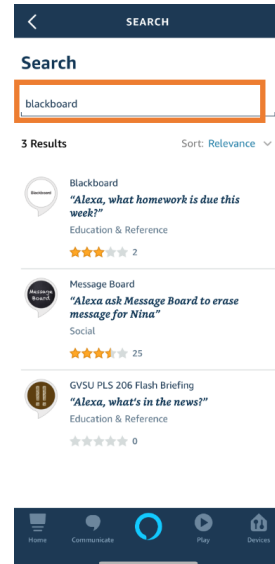
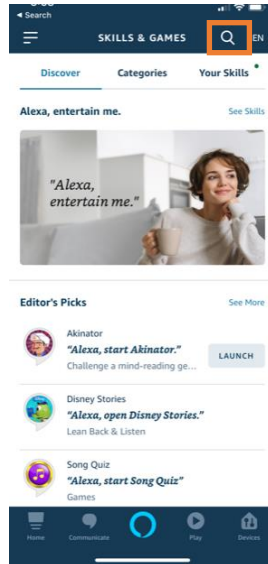
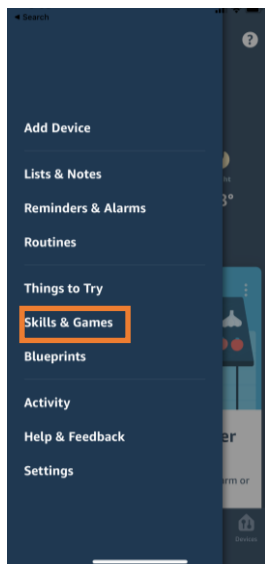
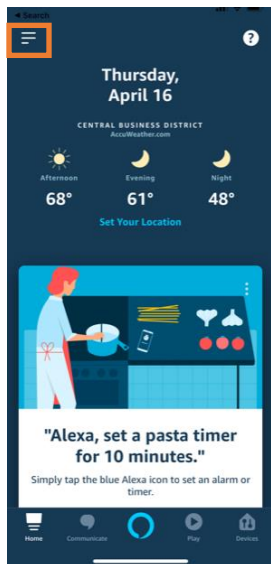
*"Alexa, what homework is due this week?"*

*"Alexa, does Jamie have any homework due?"*

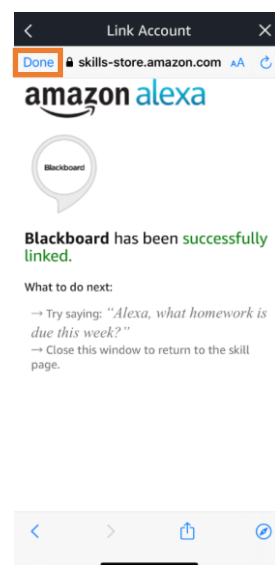
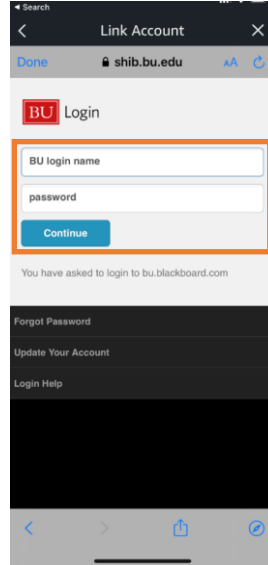
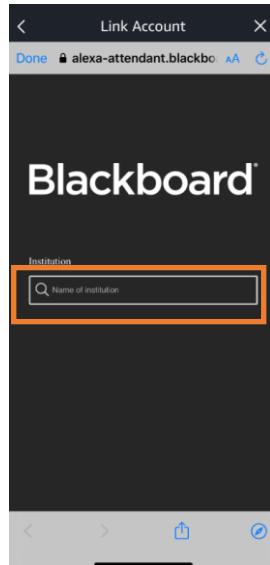
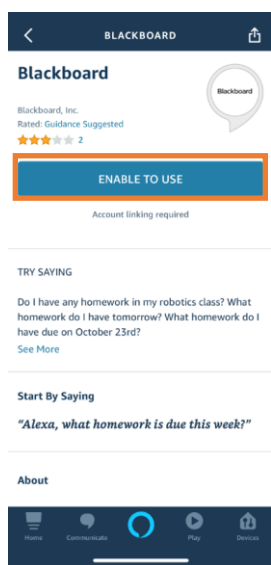
*"Alexa, do I have any homework in History?"*

## Blackboard Alexa Skill Setup Guide

1. Open the Alexa Mobile App. If you do not have the app, you can download it from your phone's app store by searching for "Amazon Alexa."
2. Click the navigation bar on the top left corner, then select "Skills and Games." Within "Skills and Games," click on the magnifying glass at the top right corner and enter "[Blackboard](#)" into the search bar. Then, select the Blackboard skill in the search results.



3. Then on the skill page, click "Enable To Use." Next, enter your school's or district's name and click "Continue." On the next page, enter your Blackboard Student's or Parent's user name and password and click "Sign in." Once signed in, you will see a confirmation that your Blackboard account successfully linked. Tap "Done" to close the window.



4. Want to control who can access your Blackboard skill on Alexa? Set up Limit Access and Alexa will verify your voice before providing a response. To set up Limit Access, go to the Blackboard skill settings page within the Alexa mobile app and click on "Settings." Next, toggle on the "Limit Access" to green. From here, you will be prompted to set up a voice profile along with a 4-digit passcode.
5. To use your Blackboard Alexa skill, just ask your Alexa devices. For additional help and information visit Blackboard Alexa Skill FAQs: [https://help.blackboard.com/Learn/Administrator/SaaS/Integrations/Alexa\\_Education\\_Skill/FAQs](https://help.blackboard.com/Learn/Administrator/SaaS/Integrations/Alexa_Education_Skill/FAQs)