



AGES  
10+ | 2+ PLAYERS

## Virtual Rules

### Object of the Game

Come up with unique answers for each category. Score points if your answers are different from all the other players' answers. Win by scoring the most points!

### Hosts & Digital Players

The **Host player** is the player who owns the physical copy of the game. Host players will be in charge of setting the timer, shuffling the physical cards, and rolling the twenty-sided die. Hosts can play the game along with **Digital players**.

**Digital players** are players who do not own a physical copy of the game, but can utilize at-home materials and video chatting services to play along.

Make sure that the Category List PDF matches the Host player's version. If the Host Player's version does not match, use the Category List PDF included.

### Game Setup

Each **Digital player** needs:

- A pen/pencil
- Access to a video chatting service
- A piece of paper to be used as an answer sheet
- Category List PDF document

*NOTE: Digital players should divide their answer sheet into 3 columns. Starting from the top of each column, write the numbers 1 through 12, leaving space for you to write your answers. Reference Fig. 1 for example*




Fig. 1

Each **Host Player** needs:

- A pen/pencil
- Access to a video chatting service
- A physical copy of the game
- A timer with an audible alarm (a phone timer app works well)
- Category list cards

*NOTE: Host players can use the provided answer sheets, and do not need to create their own.*

### Optional Game Setup

You may decide to play with **Teams**. **Teams** should be made up of people at the same location to collaborate on answers. Each **Team** needs:

- A piece of paper to be used as an answer sheet
- Category List PDF document

*NOTE: Teams will share 1 answer sheet among the team members. They should divide their answer sheet into 3 columns. Starting from the top of each column, write the numbers 1 through 12, leaving space for you to write your answers. Reference Fig. 1 for example*

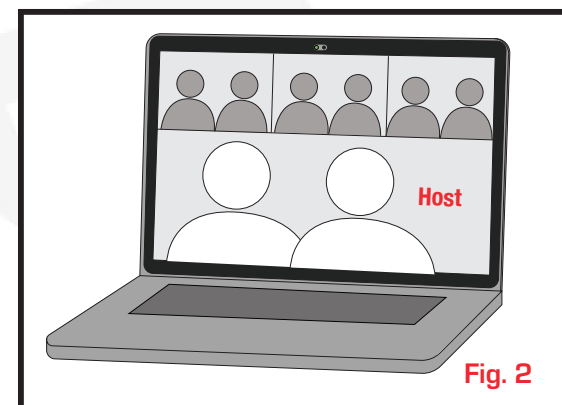


Fig. 2

HASBROGAMING.COM





## Phase 1: Be Creative!

1. The Host will roll the die and call out the letter showing.
2. The Host will chose a **Category List** for the round and announce the number to the Digital Players. Digital Players will find that Category List number on their PDF.
3. The Host will start a timer for 3 minutes.
4. All players should begin writing answers for categories 1-12 on the Category List until the timer runs out.
  - Answers must fit the category, and must begin with the rolled letter.
  - You can write up to 3 answers for each category. Using Columns 1-3 on your sheet.
5. When time runs out, all players must stop writing.

## Phase 2: Be Unique!

Order the players from youngest to oldest, reference Fig 3. The host will read out each category then players take turns reading their answers aloud, one category at a time.

Players score 1 point for each different, acceptable answer. [See **Rules for Acceptable Answers.**] Answers may also be Challenged if players do not think it is acceptable. [See **Rules for Challenging Answers.**]

Score double points for repeating the rolled letter as a first letter. *Example: If the category is TV SHOW and the rolled letter is S, "SpongeBob SquarePants" scores 2 points.*

Keep track of your score at the top of your answer sheet.

## Start a New Round:

Hosts will roll a new letter, start the timer, and all players will continue playing. Use the same category list you did in the previous round.

Fill in a different sheet with your new answers.

NOTE: If the same letter is rolled twice in a game, roll the die again for a different letter.

## Winning the Game

After playing two rounds, add up the two scores on your answer sheets.  
The player with the highest total wins!  
If there is a tie, play a third round.

## Rules for Acceptable Answers

- **The first word of your answer must begin with the rolled letter.** The second word in a phrase does not have to begin with the rolled letter
- The articles *a*, *an* and *the* cannot be used as first letters. For example, H is the first letter for the MOVIE TITLE The Hobbit.
- The same answer cannot be given more than once in a given round. For example, you cannot answer with Gary for A BOY'S NAME and for CITIES.
- Creative answers can be acceptable. For example, if the category is SPICES/HERBS and the rolled letter is P, you could answer with Posh. But if one player Challenges the answer, the group must vote on its acceptability.

## Rules for Challenging Answers

If a player does not believe the answer stated is acceptable, you go to a Challenge phase.

Each player that wants to argue for or against the answer gets 1 minute to make their case. The Host will set the timer for each player who would like to argue. To prevent players from talking over one another, use the order previously established referenced in Fig. 3.

After the arguments have been made, all players (even the challenged player) vote on whether the answer is acceptable. Majority rules. *In the case of a tie, the challenged player's vote does not count.*

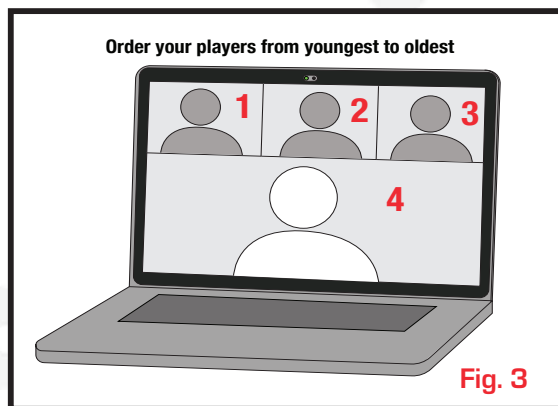


Fig. 3