



2017 ACCESSORIES & WARRANTY

A STEP ABOVE THE STANDARD



COMMERCIAL FOODSERVICE EQUIPMENT MANUFACTURER

Table of Contents

Reasons for Choosing Everest	03
Parts & Sales Distribution Network	04

ACCESSORIES

Casters & Legs	05
Back Splashes	05
Shelf Clips	05
Door Locks	05
Door Handles	05
Draft Arms	05

Shelves

Top Mount Upright Reach-In Refrigerators & Freezers	06
Top Mount Upright Reach-In Dual Temps	06
Top Mount Upright Reach-In Door & Drawer Combos	06
Top Mount Upright Reach-In Glass Door Refrigerators	06
Bottom Mount Upright Reach-In Refrigerators & Freezers	07
Bottom Mount Deep Upright Reach-In Refrigerators & Freezers	07
Bottom Mount Upright Reach-In Dual Temps	07
Bottom Mount Upright Reach-In Glass Door Refrigerators	07
Glass Door Merchandiser Refrigerators & Chromatography Refrigerators	07
Glass Door Merchandiser Freezers	08
Back Mount Undercounter Refrigerators & Freezers	08
Drawered Undercounter Refrigerators	08
Side Mount Undercounter Refrigerators & Freezers	09
Side Mount Undercounter Dual Temps	09
Side Mount Glass Door Undercounter Refrigerators	09
Back Mount Sandwich Prep. Tables & Mega-Top Sandwich Prep. Tables	09
Drawered Sandwich Prep. Tables	09
Open Top Prep. Tables	10
Side Mount Sandwich Prep. Tables	10
Pizza Prep. Tables	10
Back Bar Coolers & Glass Door Back Bar Coolers	11
24" Deep Back Bar Coolers & 24" Deep Glass Door Back Bar Coolers	11

Shelves [continued]

24" Deep Sliding Glass Door Back Bar Coolers	12
Back Bar & Direct Draw Keg Refrigerators	12
24" Deep Back Bar & Direct Draw Keg Refrigerators	12
Club Top Direct Draw Keg Refrigerators	12
Horizontal Bottle Coolers	13
Solid Slide Lid Glass & Plate Chillers	13
Shelf Images	13

Pan Dividers

Drawers	14
Condiment Pans (Top Pan Section)	14

Top Pan Configurations

Back Mount Sandwich Prep. Tables & Drawered Sandwich Prep. Tables	15
Open Top Prep. Tables & Back Mount Mega-Top Sandwich Prep. Tables	16
Side Mount Sandwich Prep. Tables	17
Side Mount Pizza Prep. Tables	18

Drawer Pan Configurations

Top Mount Upright Reach-In Door & Drawer Combos	19
Drawered Undercounter Refrigerators & Drawered Sandwich Prep. Tables	19
Drawered Pizza Prep. Tables	20
Chef Bases	21

WARRANTY	22
-----------------------	----

Reasons for Choosing Everest

1

Quality

Everest prides itself in being a step above the industry standard. Top grade materials and components, highly skilled engineers, state of the art assembly lines and stringent quality measures all come together to create foodservice equipment that can withstand the most intense application.

Dependable Technology

Everest runs on reliable technology designed for superior performance and maintenance. Optimum refrigeration function is guaranteed thanks to high performance compressors supported by oversized condenser coils that allow excellent heat dispersion while large-scale, high velocity condenser fan motors and blades provide powerful ventilation. Fast temperature recovery is made possible by oversized, self-maintaining evaporator coils and dual evaporator fan motors. These self-contained condensing units are completely detachable for unsurpassed accessibility in service and repair.

2

3

Excellent Warranty Program

Everest offers the best warranty in the industry. All equipment are backed with a solid 3-year parts and labor warranty and a 5-year compressor warranty. An expansive service network of factory trained service representatives and over 1,000 Everest authorized service companies nationwide are ready to provide immediate technical assistance.

Availability

Inventory fill rate is a primary focus of Everest's operations. The success of replenishment orders and factory and shipping schedules is achieved through precise inventory management and strategic asset movement and storage. Our expansive list of warehouses nationwide ensures local availability and support.

4

5

Competitive Pricing

Everest offers high quality products at affordable, competitive prices – an accomplishment made possible in the current market through careful planning. Direct control and strategizing of factory assets and operations give us the room to manage profits. Order discounts, shipping perks and premiums, rebate programs and flexibility in terms are just some of the incentives Everest has on offer.

Outstanding Customer Service

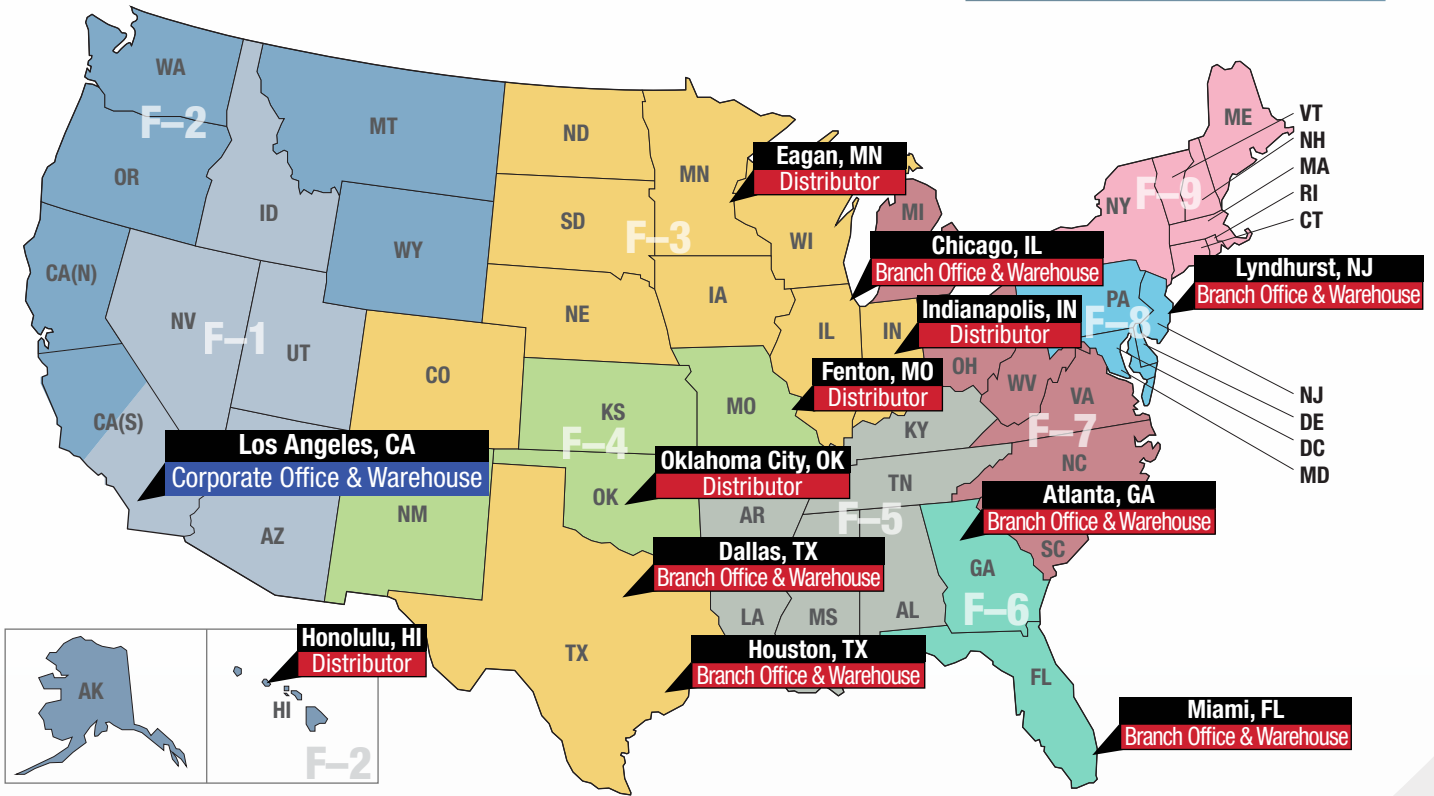
Behind Everest's success is our dedicated team of in-house, factory-trained sales, financial, shipping, service and parts executives ready to support customers every step of the way, from pre-sale to post-sale proceedings. Providing a solid customer service experience is our priority.

6

Parts & Sales Distribution Network



MOST DELIVERIES WITHIN 2 TO 3 DAYS!!!



CORPORATE OFFICE & WAREHOUSE LOS ANGELES, CA

Address 201 W. Artesia Blvd., Compton, CA 90220
Phone 310. 323. 6586 | 800. 444. 6285
Fax 310. 323. 7524 | 310. 761. 1127
Email joey@EVERESTref.com | sdilucca@EVERESTref.com
 po.ca@EVERESTref.com

BRANCH OFFICE & WAREHOUSE ATLANTA, GA

Address 1325 Oakbrook Dr., Norcross, GA 30093
Phone 786. 409. 3540
Fax 786. 409. 3735
Email vkagan@EVERESTref.com | jpei@EVERESTref.com
 po.fl@EVERESTref.com

BRANCH OFFICE & WAREHOUSE LYNDHURST, NJ

Address 1270 Valley Brook Ave., Ste. 100C, Lyndhurst, NJ 07071
Phone 201. 302. 0217
Fax 201. 302. 0218
Email jpei@EVERESTref.com | jjim@EVERESTref.com
 darakawa@EVERESTref.com | po.nj@EVERESTref.com

BRANCH OFFICE & WAREHOUSE CHICAGO, IL

Address 1159 Ellis Ave., Bensenville, IL 60106
Phone 214. 792. 9133
Fax 214. 792. 9435
Email hchang@EVERESTref.com | clee@EVERESTref.com
 twhitman@EVERESTref.com | po.tx@EVERESTref.com

BRANCH OFFICE & WAREHOUSE DALLAS, TX

Address 1950 Hurd Dr., Irving, TX 75038
Phone 214. 792. 9133
Fax 214. 792. 9435
Email hchang@EVERESTref.com | clee@EVERESTref.com
 twhitman@EVERESTref.com | po.tx@EVERESTref.com

FACTORY SALES REPRESENTATIVES

- F-1** Staci DiLucca 310. 710. 6508 | sdilucca@EVERESTref.com
- F-2** Joey Lee 310. 612. 2339 | joey@EVERESTref.com
- F-3** Harry Chang 713. 818. 9852 | hchang@EVERESTref.com
- F-4** Teri Whitman 682. 717. 5499 | twhitman@EVERESTref.com
- F-5** Choon-Lee 214. 551. 9726 | clee@EVERESTref.com
- F-6** Victoria Kagan 786. 453. 0751 | vkagan@EVERESTref.com
- F-7** Jun Pei 972. 996. 7357 | jpei@EVERESTref.com
- F-8** Devin Arakawa 646. 957. 1717 | darakawa@EVERESTref.com
- F-9** James Yim 917. 747. 2172 | jjim@EVERESTref.com

BRANCH OFFICE & WAREHOUSE HOUSTON, TX

Address 1217 N. Post Oak Rd., Houston, TX 77055
Phone 214. 792. 9133
Fax 214. 792. 9435
Email hchang@EVERESTref.com | clee@EVERESTref.com
 twhitman@EVERESTref.com | po.tx@EVERESTref.com


BRANCH OFFICE & WAREHOUSE MIAMI, FL

Address 6000 N.W. 97th Ave., Ste 5-8, Doral, FL 33178
Phone 786. 409. 3540
Fax 786. 409. 3735
Email vkagan@EVERESTref.com | po.fl@EVERESTref.com

ACCESSORIES

Casters & Legs

Part Number	Description
CAS01-00	5" Overall Height Caster With Brake
CAS02-00	5" Overall Height Caster Without Brake
CAS04-00	3 1/2" Overall Height Caster With Brake
CAS05-00	3 1/2" Overall Height Caster Without Brake
AJL03-00	6" Interchangeable Leg
CASA5-01	5" Overall Height Caster Combo Set - (2) Front & (2) Rear
CASA5-02	5" Overall Height Caster Combo Set - (3) Front & (3) Rear
CASA3-01	5" Overall Height Caster Combo Set - (2) Front & (2) Rear
CASA3-02	5" Overall Height Caster Combo Set - (3) Front & (3) Rear



Back Splashes

Part Number	BKSPL05-00	BKSPL01-00	BKSPL02-00	BKSPL03-00	BKSPL04-00	
Family	Description (Length)	27 1/2"	35 1/2"	47 1/2"	59 1/2"	71 1/2"
Back Undercounter Ref.	ETBR1	ETBSR2	ETBR2	ETBWR2	ETBR3	
Drawered Undercounter Ref.	ETBR1-D2	ETBSR2-D2	ETBR2-D4	ETBWR2-D4	ETBR3-D2	
Back Mount Undercounter Frz.	ETBF1	ETBSF2	ETBF2	ETBWF2	ETBF3	
Side Mount Undercounter Ref.		ETR1	ETR2	ETWR2	ETR3	
Side Mount Undercounter Frz.		ETF1	ETF2	ETWF2	ETF3	
Side Mount Undercounter Dual Temps.				ETRF2	ETRF3	
Side Mount Glass Door Undercounter Ref.			ETGSR2	ETGR2	ETGWR2	



Back Splashes

*All Back Splashes are made 4" high and 2" deep.

Shelf Clips

Part Number	Description
PI03-00	Stainless Steel Shelf Clip



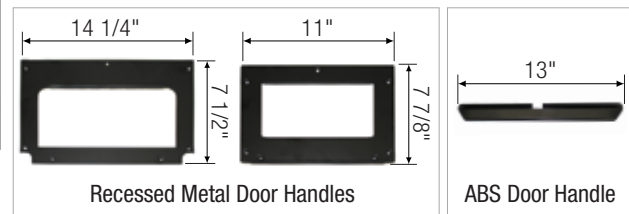
Shelf Clip

Door Handles

Part Number	Description
CSTP14-00	Recessed Metal Door Handle (small)
CSTP15-00	Recessed Metal Door Handle (large)
GDH02-00	ABS Sliding Door Handle



Ratchet Lock



Recessed Metal Door Handles

ABS Door Handle

Door Locks


Part Number	Description
DLT02-00	Ratchet Lock Assembly With Key

Draft Arms

Part Number	Description
ODA01-00	Single Faucet NSF Stainless Steel Draft Arm
ODA02-00	Dual Faucets NSF Stainless Steel Draft Arm
OAD01-00	Two-Way Trapper Manifold (Air Distributor)
OAD02-00	Three-Way Trapper Manifold (Air Distributor)



Single Headed Draft Tower



Three-Way Trapper Manifold

Two-Way Trapper Manifold

For orders or general inquiries, please contact the Everest Parts Department at 1-800-444-6285.

Shelves



Top Mount Upright Reach-In Refrigerators & Freezers

Model	Part Number	Description (Length × Width)		
ESR1 • ESF1	SHC01-00	23 1/4" × 24"	590mm × 610mm	
ESRH2 • ESFH2	SHC01-00	23 1/4" × 24"	590mm × 610mm	
ESR2 • ESF2 • ESRH4	SHC02-00	21 1/2" × 24"	545mm × 610mm	
ESWR2 • ESWF2	SHC14-00	26 3/16" × 24"	665mm × 610mm	
ESR3 • ESF3	Left	SHC01-00	23 1/4" × 24"	590mm × 610mm
	Middle	SHC01-00	23 1/4" × 24"	590mm × 610mm
	Right	SHC02-00	21 1/2" × 24"	545mm × 610mm

Top Mount Upright Reach-In Dual Temps

Model	Part Number	Description (Length × Width)			
ESRFH2	SHC01-00	23 1/4" × 24"	590mm × 610mm		
ESRF2A	SHC12-00	20 1/2" × 24"	520mm × 610mm		
ESWRF2	SHC15-00	25" × 24"	635mm × 610mm		
ESWQ3	Top Right	SHC15-00	25" × 24"	635mm × 610mm	
	Bottom Left	SHC16-00	26" × 24"	660mm × 610mm	Air Flow Guard Cut-Out
	Bottom Right	SHC16-01	26" × 24"	660mm × 610mm	
	Top Left	SHC17-00	25" × 24"	635mm × 610mm	Air Flow Guard Cut-Out
ESRF3	Left / Middle	SHC02-00	21 1/2" × 24"	545mm × 610mm	
	Right	SHC03-00	21 1/16" × 24"	535mm × 610mm	

*See page 13 for shelf images.

Top Mount Upright Reach-In Door & Drawer Combos

Model	Part Number	Description (Length × Width)			
ESR1D2	SHC01-00	23 1/4" × 24"	590mm × 610mm		
	PSHC01-00	23 1/4" × 24"	590mm × 610mm	Partition Shelf w/ Slide-Out Tray	
ESR2D2	SHC02-00	21 1/2" × 24"	545mm × 610mm		
	PSHC02-00	21 1/2" × 24"	545mm × 610mm	Partition Shelf w/ Slide-Out Tray	
ESR2D4	SHC02-00	21 1/2" × 24"	545mm × 610mm		
	PSHC02-00	21 1/2" × 24"	545mm × 610mm	Partition Shelf w/ Slide-Out Tray	
ESRF2D2	SHC12-00	20 1/2" × 24"	520mm × 610mm		
	PSHC03-00	20 1/2" × 24"	520mm × 610mm	Partition Shelf w/ Slide-Out Tray	
ESWQ2D2	Top Right	SHC15-00	25" × 24"	635mm × 610mm	
	Bottom Left	SHC16-00	26" × 24"	660mm × 610mm	Air Flow Guard Cut-Out
	Top Left	SHC17-00	25" × 24"	635mm × 610mm	Air Flow Guard Cut-Out

*See page 13 for shelf images.

Top Mount Upright Reach-In Glass Door Refrigerators

Model	Part Number	Description (Length × Width)			
ESGR1	SHC18-00	23 1/4" × 24"	590mm × 610mm	Right Cut-Out	
ESGR2	Left	SHC19-00	21 1/4" × 24"	540mm × 610mm	Right Cut-Out
	Right	SHC20-00	21 1/4" × 24"	540mm × 610mm	Left Cut-Out
ESGWR2	Left	SHC21-00	26" × 24"	660mm × 610mm	Right Cut-Out
	Right	SHC22-00	26" × 24"	660mm × 610mm	Left Cut-Out
ESGR3A	Left	SHC50-00	21 1/2" × 24"	545mm × 610mm	Right Cut-Out
	Middle	SHC51-00	23 1/4" × 24"	590mm × 610mm	Left & Right Cut-Out
	Right	SHC52-00	22 1/2" × 24"	570mm × 610mm	Left Cut-Out

*See page 13 for shelf images.



Shelves [continued]



Bottom Mount Upright Reach-In Refrigerators & Freezers

Model	Part Number	Description (Length × Width)		
EBR1 · EBF1	SHC03-00	21 1/16" × 24"	535mm × 610mm	
EBWR1 · EBWRH2 · EBWF1 · EBWFH2	SHC01-00	23 1/4" × 24"	590mm × 610mm	
EBSR2 · EBSF2	SHC02-00	21 1/2" × 24"	545mm × 610mm	
EBNR2 · EBNF2	SHC54-00	16 1/2" × 24"	420mm × 610mm	
EBR2 · EBF2	SHC55-00	24" × 24"	610mm × 610mm	
EBR3 · EBF3	Left	SHC01-00	23 1/4" × 24"	590mm × 610mm
	Middle	SHC01-00	23 1/4" × 24"	590mm × 610mm
	Right	SHC02-00	21 1/2" × 24"	545mm × 610mm

Bottom Mount Deep Upright Reach-In Refrigerators & Freezers

Model	Part Number	Description (Length × Width)		
EBR1D · EBF1D	SHC88-00	21 1/16" × 27 1/8"	535mm × 690mm	
EBNR2D · EBNF2D	SHC54-01	16 1/2" × 27 1/8"	420mm × 690mm	
EBR2D · EBF2D	SHC55-01	24" × 27 1/8"	610mm × 690mm	

Bottom Mount Upright Reach-In Dual Temps

Model	Part Number	Description (Length × Width)		
EBWRFH2	SHC01-00	23 1/4" × 24"	590mm × 610mm	
EBSRF2	SHC12-00	20 1/2" × 24"	520mm × 610mm	
EBRF2	SHC56-00	22 3/4" × 24"	578mm × 610mm	
EBRF2D (Deep Series)	SHC56-01	22 3/4" × 27 1/8"	578mm × 690mm	
EBRF3	Left/Middle	SHC02-00	21 1/2" × 24"	545mm × 610mm
	Right	SHC03-00	21 1/16" × 24"	535mm × 610mm

Bottom Mount Upright Reach-In Glass Door Refrigerators

Model	Part Number	Description (Length × Width)			
EBGR1	SHC57-00	21 1/16" × 24"	535mm × 610mm	Right Cut-Out	
EBGNR2	Left	SHC59-00	16 1/2" × 24"	420mm × 610mm	Right Cut-Out
	Right	SHC58-00	16 1/2" × 24"	420mm × 610mm	Left Cut-Out
EBGR2	Left	SHC61-00	23 3/4" × 24"	605mm × 610mm	Right Cut-Out
	Right	SHC60-00	23 3/4" × 24"	605mm × 610mm	Left Cut-Out

*See page 13 for shelf images.

Glass Door Merchandiser Refrigerators & Chromatography Refrigerators

Model	Part Number	Description (Length × Width)			
EMGR5	Top	ECS19-00	20 1/4" × 18 1/4"	515mm × 465mm	
	Bottom	ECS20-00	20 1/4" × 9 1/4"	515mm × 235mm	
EMGR8	ECS10-00	19 1/4" × 17 3/4"	490mm × 450mm		
EMGR10	ECS10-00	19 1/4" × 17 3/4"	490mm × 450mm		
EMGR20	ECS09-00	22" × 20 7/8"	565mm × 530mm		
EMGR24 · EMGR24B · EMGR24C	ECS01-00	24 1/4" × 23 5/8"	615mm × 600mm	Right Cut-Out	
EMGR48 · EMGR48B	Left	ECS02-00	24 1/4" × 23 5/8"	615mm × 600mm	Right Narrow Cut-Out
	Right	ECS03-00	24 1/4" × 23 5/8"	615mm × 600mm	Left Narrow Cut-Out
EMSGR48	Left	ECS02-00	24 1/4" × 23 5/8"	615mm × 600mm	Right Narrow Cut-Out
EMSGR48C	Right	ECS03-00	24 1/4" × 23 5/8"	615mm × 600mm	Left Narrow Cut-Out

*See page 13 for shelf images.

For orders or general inquiries, please contact the Everest Parts Department at 1-800-444-6285.

Shelves [continued]



Glass Door Merchandiser Refrigerators & Chromatography Refrigerators (continued)

Model		Part Number	Description (Length × Width)		
EMGR33 • EMGR33B • EMGR33C	Left	ECS04-00	17 3/4" × 23 5/8"	450mm × 600mm	Right Narrow Cut-Out
	Right	ECS05-00	17 3/4" × 23 5/8"	450mm × 600mm	Left Narrow Cut-Out
EMSGR33 • EMSGR33C	Left	ECS04-00	17 3/4" × 23 5/8"	450mm × 600mm	Right Narrow Cut-Out
	Right	ECS05-00	17 3/4" × 23 5/8"	450mm × 600mm	Left Narrow Cut-Out
EMGR69 • EMGR69B • EMGR69C	Left	ECS06-00	22 1/2" × 23 5/8"	570mm × 600mm	Right Narrow Cut-Out
	Middle	ECS07-00	22 3/4" × 23 5/8"	578mm × 600mm	Left & Right Narrow Cut-Out
	Right	ECS08-00	22 1/2" × 23 5/8"	570mm × 600mm	Left Narrow Cut-Out
EMSGR69 • EMSGR69C	Left	ECS06-00	22 1/2" × 23 5/8"	570mm × 600mm	Right Narrow Cut-Out
	Middle	ECS07-00	22 3/4" × 23 5/8"	578mm × 600mm	Left & Right Narrow Cut-Out
	Right	ECS08-00	22 1/2" × 23 5/8"	570mm × 600mm	Left Narrow Cut-Out

*See page 13 for shelf images.

Glass Door Merchandiser Freezers

Model		Part Number	Description (Length × Width)		
EMGF23		ECS11-00	23 1/4" × 22"	590mm × 560mm	
EMGF36	Left	ECS12-00	17 1/2" × 22 1/2"	445mm × 570mm	Right Narrow Cut-Out
	Right	ECS13-00	17 1/2" × 22 1/2"	445mm × 570mm	Left Narrow Cut-Out
EMGF48	Left	ECS14-00	24 7/16" × 22 1/2"	620mm × 570mm	Right Narrow Cut-Out
	Right	ECS15-00	24 7/16" × 22 1/2"	620mm × 570mm	Left Narrow Cut-Out
EMGF69	Left	ECS16-00	21 7/8" × 22 1/2"	555mm × 570mm	Right Narrow Cut-Out
	Middle	ECS17-00	24 7/16" × 22 1/2"	620mm × 570mm	Right & Left Narrow Cut-Out
	Right	ECS18-00	21 7/8" × 22 1/2"	555mm × 570mm	Left & Right Narrow Cut-Out

*See page 13 for shelf images.

Back Mount Undercounter Refrigerators & Freezers

Model		Part Number	Description (Length × Width)		
ETBR1 • ETBF1	Top	SHC32-00	22 5/8" × 24 3/8"	575mm × 620mm	
	Bottom	SHC24-00	22 5/8" × 14 3/4"	575mm × 375mm	
ETBSR2 • ETBSF2	Top	SHC33-00	15 1/8" × 24 3/8"	385mm × 620mm	
	Bottom	SHC25-00	15 1/8" × 14 3/4"	385mm × 375mm	
ETBR2 • ETBF2	Top	SHC34-00	21 1/16" × 24 3/8"	535mm × 620mm	
	Bottom	SHC23-00	21 1/16" × 14 3/4"	535mm × 375mm	
ETBWR2 • ETBWF2	Top	SHC66-00	27" × 24 3/8"	685mm × 620mm	
	Bottom	SHC67-00	27" × 14 3/4"	685mm × 375mm	
ETBR3 • ETBF3	Top Left	SHC06-00	20 5/8" × 24 3/8"	525mm × 620mm	
	Bottom Left	SHC64-00	20 5/8" × 14 3/4"	525mm × 375mm	
	Top Middle	SHC63-00	23" × 24 3/8"	585mm × 620mm	
	Bottom Middle	SHC65-00	23" × 14 3/4"	585mm × 375mm	
	Top Right	SHC06-00	20 5/8" × 24 3/8"	525mm × 620mm	
	Bottom Right	SHC64-00	20 5/8" × 14 3/4"	525mm × 375mm	

Drawered Undercounter Refrigerators

Model		Part Number	Description (Length × Width)		
ETBR3-D2	Top	SHC69-00	25 1/4" × 24"	640mm × 610mm	
	Bottom	SHC68-00	25 1/4" × 14 3/4"	640mm × 375mm	

Specifications subject to change without notice.

www.EVERESTref.com



5 YEAR Compressor
3 YEAR Parts & Labor

Shelves [continued]



Side Mount Undercounter Refrigerators & Freezers

Model	Part Number	Description (Length × Width)		
ETR1 • ETF1	SHC06-00	20 5/8" × 24 3/8"	525mm × 620mm	
ETR2 • ETF2	SHC07-00	16 1/8" × 24 3/8"	410mm × 620mm	
ETWR2 • ETWF2	SHC35-00	21 7/8" × 24 3/8"	555mm × 620mm	
ETR3 • ETF3	Left	SHC08-00	18 1/8" × 24 3/8"	460mm × 620mm
	Middle	SHC39-00	19 1/4" × 24 3/8"	490mm × 620mm
	Right	SHC08-00	18 1/8" × 24 3/8"	460mm × 620mm

Side Mount Undercounter Dual Temps

Model	Part Number	Description (Length × Width)		
ETRF2	SHC06-00	20 5/8" × 24 3/8"	525mm × 620mm	
ETRF3	Right / Middle	SHC07-00	16 1/8" × 24 3/8"	410mm × 620mm
	Left	SHC06-00	20 5/8" × 24 3/8"	525mm × 620mm

Side Mount Glass Door Undercounter Refrigerators

Model	Part Number	Description (Length × Width)		
ETGSR2	Left	SHC26-00	15 15/16" × 23 1/4"	405mm × 590mm Right Narrow Cut-Out
	Right	SHC27-00	15 15/16" × 23 1/4"	405mm × 590mm Left Narrow Cut-Out
ETGR2	Left	SHC28-00	21 7/8" × 23 1/4"	555mm × 590mm Right Narrow Cut-Out
	Right	SHC29-00	21 7/8" × 23 1/4"	555mm × 590mm Left Narrow Cut-Out
ETGWR2	Left	SHC30-00	27 3/4" × 23 1/4"	705mm × 590mm Right Narrow Cut-Out
	Right	SHC31-00	27 3/4" × 23 1/4"	705mm × 590mm Left Narrow Cut-Out

*See page 13 for shelf images.

Back Mount Sandwich Prep. Tables & Mega-Top Sandwich Prep. Tables

Model	Part Number	Description (Length × Width)		
EPBnr1 • EPBR1	SHC24-00	22 5/8" × 14 3/4"	575mm × 375mm	
EPBNSR2 • EPBSR2	SHC25-00	15 1/8" × 14 3/4"	385mm × 375mm	
EPBnr2 • EPBR2	SHC23-00	21 1/16" × 14 3/4"	535mm × 375mm	
EPBNWR2 • EPBWR2	SHC67-00	27" × 14 3/4"	685mm × 375mm	
EPBnr3 • EPBR3	Left	SHC64-00	20 5/8" × 14 3/4"	525mm × 375mm
	Middle	SHC65-00	23" × 14 3/4"	585mm × 375mm
	Right	SHC64-00	20 5/8" × 14 3/4"	525mm × 375mm

Drawered Sandwich Prep. Tables

Model	Part Number	Description (Length × Width)		
EPBnr3-D2	SHC68-00	25 3/16" × 14 3/4"	640mm × 375mm	

For orders or general inquiries, please contact the Everest Parts Department at 1-800-444-6285.

Shelves [continued]



Open Top Prep. Tables

Model	Part Number	Description (Length × Width)		
EOTP1	SHC24-00	22 5/8" × 14 3/4"	575mm × 375mm	
EOTPS2	SHC25-00	15 1/8" × 14 3/4"	385mm × 375mm	
EOTP2	SHC23-00	21 1/16" × 14 3/4"	535mm × 375mm	
EOTPW2	SHC67-00	27" × 14 3/4"	685mm × 375mm	
EOTP3	Left	SHC64-00	20 5/8" × 14 3/4"	525mm × 375mm
	Middle	SHC65-00	23" × 14 3/4"	585mm × 375mm
	Right	SHC64-00	20 5/8" × 14 3/4"	525mm × 375mm

Side Mount Sandwich Prep. Tables

Model	Part Number	Description (Length × Width)			
EPR1	Bottom	SHC06-00	20 5/8" × 24 3/8"	525mm × 620mm	
	Top	SHC11-00	20 5/8" × 19 1/8"	525mm × 485mm	S/N : BPR1-0104-XXXX~BPR1-0601-XXXX ①
		SHC11-01	20 5/8" × 17 1/2"	525mm × 445mm	S/N : BPR1-0602-XXXX~BPR1-1409-XXXX ②
EPR2	Bottom	SHC06-00	20 5/8" × 24 3/8"	525mm × 620mm	S/N : BPR1-1410-XXXX~Present ③
	Top	SHC07-00	16 1/8" × 24 3/8"	410mm × 620mm	
		SHC10-00	16 1/8" × 19 1/8"	410mm × 485mm	S/N : BPR2-0104-XXXX~BPR2-0510-XXXX ①
EPR3	Bottom	SHC10-01	16 1/8" × 19 1/4"	410mm × 445mm	S/N : BPR2-0511-XXXX~BPR2-1407-XXXX ②
	Top	SHC07-00	16 1/8" × 24 3/8"	410mm × 620mm	S/N : BPR1-1408-XXXX~Present ③
		SHC07-00	16 1/8" × 24 3/8"	410mm × 620mm	S/N : BPR1-1408-XXXX~Present ③
EPWR2	Bottom	SHC35-00	21 13/16" × 24 3/8"	555mm × 620mm	
	Top	SHC36-00	21 13/16" × 17 1/2"	555mm × 445mm	S/N : BPWR2-0602-XXXX~BPWR2-1407-XXXX ②
		SHC35-00	21 13/16" × 24 3/8"	555mm × 620mm	S/N : BPWR2-1408-XXXX~Present ③
EPR3	Bottom Left / Bottom Right	SHC08-01	17 1/8" × 24 3/8"	455mm × 620mm	S/N : BPR3-0104-XXXX~BPR3-1408-XXXX ① ②
		SHC08-00	18 1/8" × 24 3/8"	460mm × 620mm	S/N : BPR3-1409-XXXX~Present ③
	Bottom Middle	SHC39-01	19 1/8" × 24 3/8"	485mm × 620mm	S/N : BPR3-0104-XXXX~BPR3-1408-XXXX ① ②
		SHC39-00	19 1/4" × 24 3/8"	490mm × 620mm	S/N : BPR3-1409-XXXX~Present ③
	Top Left / Top Right	SHC09-00	17 7/8" × 19 1/8"	455mm × 485mm	S/N : BPR3-0104-XXXX~BPR3-0509-XXXX ①
		SHC09-01	17 7/8" × 17 1/2"	455mm × 445mm	S/N : BPR3-0510-XXXX~BPR3-1408-XXXX ②
		SHC08-00	18 1/8" × 24 3/8"	460mm × 620mm	S/N : BPR3-1409-XXXX~Present ③
	Top Middle	SHC40-00	19 5/16" × 19 1/8"	490mm × 485mm	S/N : BPR3-0104-XXXX~BPR3-0509-XXXX ①
		SHC40-01	19 5/16" × 17 1/2"	490mm × 445mm	S/N : BPR3-0510-XXXX~BPR3-1408-XXXX ②
	SHC39-00	19 1/4" × 24 3/8"	490mm × 620mm	S/N : BPR3-1409-XXXX~Present ③	

- ① 1st Generation
Narrow-depth evaporator coil located in back side interior.
- ② 2nd Generation
Wide-depth evaporator coil located in back side interior.
- ③ 3rd Generation
Wide-depth evaporator coil located in left side interior.

Serial Number Nomenclature

S/N : BPR1-0104-XXXX

Serial Number	Model Number	Production Year / Month	Production Sequence
---------------	--------------	-------------------------	---------------------

Pizza Prep. Tables

Model	Part Number	Description (Length × Width)		
EPPR1	SHC06-00	20 5/8" × 24 3/8"	525mm × 620mm	
EPPSR2	Left	SHC72-00	28" × 24 3/8"	710mm × 620mm
	Right	SHC07-00	16 1/8" × 24 3/8"	410mm × 620mm
EPPR2	SHC37-00	28" × 24 3/8"	710mm × 620mm	



Shelves [continued]



Pizza Prep. Tables (continued)

Model		Part Number	Description (Length × Width)		
EPPR3	Left / Right	SHC71-00	24" × 24"	610mm × 610mm	
	Middle	SHC69-00	25 1/4" × 24"	640mm × 610mm	
EPPR2-D2		SHC37-00	28" × 24 3/8"	710mm × 620mm	
EPPR3-D2	Left	SHC63-01	23" × 24"	585mm × 610mm	
	Right	SHC35-00	21 7/8" × 24"	555mm × 610mm	
EPPR3-D4		SHC73-00	16 3/8" × 24"	415mm × 610mm	

Back Bar Coolers & Glass Door Back Bar Coolers

Model		Part Number	Description (Length × Width)			
EBB23 · EBB23G	Top	SHC41-00	19" × 23 1/4"	483mm × 590mm		
	Bottom	SHC45-00	19" × 16 5/8"	483mm × 424mm		
EBB48 · EBB48G	Bottom Left	SHC93-00	16 1/2" × 20 7/8"	420mm × 530mm		
	Top Left	SHC94-00	18 1/2" × 20 7/8"	470mm × 530mm		
EBB59 · EBB59G	Right	SHC93-00	16 1/2" × 20 7/8"	420mm × 530mm		
	Left	SHC46-00	32 1/4" × 20 7/8"	820mm × 530mm	Before S/N: BBB59-1210-XXXX BBB59G-1210-XXXX	①
	Top Left	SHC74-00	22 7/8" × 20 7/8"	580mm × 530mm	After S/N: BBB59-1211-XXXX~Present BBB59G-1211-XXXX~Present	②
	Bottom Left	SHC42-00	20 7/8" × 20 7/8"	530mm × 530mm	After S/N: BBB69-1211-XXXX~Present BBB69G-1211-XXXX~Present	②
EBB69 · EBB69G	Right	SHC42-00	20 7/8" × 20 7/8"	530mm × 530mm		
	Left	SHC47-00	34 7/16" × 20 7/8"	874mm × 530mm	Before S/N: BBB69-1210-XXXX BBB69G-1210-XXXX	①
	Top Left	SHC75-00	27 15/16" × 20 7/8"	710mm × 530mm	After S/N: BBB69-1211-XXXX~Present BBB69G-1211-XXXX ~ Present	②
	Bottom Left	SHC43-00	26" × 20 7/8"	661mm × 530mm	After S/N: BBB69-1211-XXXX~Present BBB69G-1211-XXXX~Present	②
EBB90 · EBB90G	Right	SHC43-00	26" × 20 7/8"	661mm × 530mm		
	Left	SHC49-00	37 7/16" × 20 7/8"	951mm × 530mm	Before S/N: BBB90-1210-XXXX BBB90G-1210-XXXX	①
	Top Left	SHC76-00	25" × 20 7/8"	634mm × 530mm	After S/N: BBB90-1211-XXXX BBB90G-1211-XXXX	②
	Bottom Left	SHC44-00	23" × 20 7/8"	584mm × 530mm	After S/N: BBB90-1211-XXXX BBB90G-1211-XXXX	②
	Middle	SHC48-00	26 15/16" × 20 7/8"	684mm × 530mm		
Right	SHC44-00	23" × 20 7/8"	584mm × 530mm			

① **1st Generation**
Narrow-depth evaporator coil located in back side interior.

② **2nd Generation**
Wide-depth evaporator coil located in left side interior.

Serial Number Nomenclature

S / N : BBB59 - 1 2 1 0 - X X X X

Serial Number	Model Number	Production Year / Month	Production Sequence
------------------	-----------------	----------------------------	------------------------

24" Deep Back Bar Coolers & 24" Deep Glass Door Back Bar Coolers

Model		Part Number	Description (Length × Width)		
EBB48-24 ·	Top Left	SHC94-01	18 1/2" × 18 1/2"	470mm × 470mm	
EBB48G-24	Bottom Left / Right	SHC93-01	16 1/2" × 18 1/2"	420mm × 470mm	
EBB59-24 ·	Top Left	SHC92-00	22 3/16" × 18 1/2"	580mm × 470mm	
EBB59G-24	Bottom Left / Right	SHC91-00	20 7/8" × 18 1/2"	530mm × 470mm	

For orders or general inquiries, please contact the Everest Parts Department at 1-800-444-6285.

Shelves [continued]



24" Deep Back Bar Coolers & 24" Deep Glass Door Back Bar Coolers (continued)

Model	Part Number	Description (Length × Width)
EBB69-24 · Top Left	SHC89-00	27 15/16" × 18 1/2" 710mm × 470mm
EBB69G-24 Bottom Left / Right	SHC90-00	26" × 18 1/2" 661mm × 470mm
EBB90-24 · Top Left	SHC76-01	25" × 18 1/2" 634mm × 470mm
EBB90G-24 Middle	SHC48-01	26 15/16" × 18 1/2" 684mm × 470mm
Bottom Left / Right	SHC44-01	23" × 18 1/2" 584mm × 470mm

24" Deep Sliding Glass Door Back Bar Coolers

Model	Part Number	Description (Length × Width)
EBB48G-SD	Top Left	SHC95-00 18 1/2" × 16 7/8" 470mm × 430mm Right Narrow Cut-Out
	Bottom Left	SHC96-00 16 1/2" × 16 7/8" 420mm × 430mm Right Narrow Cut-Out
	Right	SHC97-00 16 1/2" × 16 7/8" 420mm × 430mm Left Narrow Cut-Out
EBB59G-SD	Top Left	SHC98-00 22 3/16" × 16 7/8" 580mm × 430mm Right Narrow Cut-Out
	Bottom Left	SHC99-00 20 7/8" × 16 7/8" 530mm × 430mm Right Narrow Cut-Out
	Right	SHC100-00 20 7/8" × 16 7/8" 530mm × 430mm Left Narrow Cut-Out
EBB69G-SD	Top Left	SHC101-00 27 15/16" × 16 7/8" 710mm × 430mm Right Narrow Cut-Out
	Bottom Left	SHC102-00 26" × 16 7/8" 660mm × 430mm Right Narrow Cut-Out
	Right	SHC103-00 26" × 16 7/8" 660mm × 430mm Left Narrow Cut-Out
EBB90G-SD	Top Left	SHC104-00 26 3/4" × 16 7/8" 680mm × 430mm Right Narrow Cut-Out
	Bottom Left	SHC105-00 24 13/16" × 16 7/8" 630mm × 430mm Right Narrow Cut-Out
	Middle	SHC106-00 23 1/4" × 16 7/8" 590mm × 430mm Left & Right Narrow Cut-Out
	Right	SHC107-00 24 13/16" × 16 7/8" 630mm × 430mm Left Narrow Cut-Out

*See page 13 for shelf images.

Back Bar & Direct Draw Keg Refrigerators

Model	Part Number	Description (Length × Width)
EBD2-BB · EBD2-BBG	SHC42-00	20 7/8" × 20 7/8" 530mm × 530mm
EBD3-BB · EBD3-BBG	SHC43-00	26" × 20 7/8" 661mm × 530mm

24" Deep Back Bar & Direct Draw Keg Refrigerators

Model	Part Number	Description (Length × Width)
EBDS2-BB-24	SHC93-01	16 1/2" × 18 1/2" 420mm × 470mm
EBD2-BB-24	SHC91-00	20 7/8" × 18 1/2" 530mm × 470mm
EBD3-BB-24	SHC90-00	26" × 18 1/2" 661mm × 470mm
EBDS2-BBG-24	SHC93-01	16 1/2" × 18 1/2" 420mm × 470mm
EBD2-BBG-24	SHC91-00	20 7/8" × 18 1/2" 530mm × 470mm
EBD3-BBG-24	SHC90-00	26" × 18 1/2" 661mm × 470mm

Club Top Direct Draw Keg Refrigerators

Model	Part Number	Description (Length × Width)
EBD2-CT · EBD3-CT · EBD4-CT	SHC77-00	11" × 20 7/8" 280mm × 530mm

Specifications subject to change without notice.

www.EVERESTref.com



5 YEAR Compressor
3 YEAR Parts & Labor

Shelves [continued]



Horizontal Bottle Coolers

Model	Part Number	Description (Length × Width)			
EBC37	SHC83-00	18 3/4" × 21 5/8"	476mm × 551mm		
	BCP01-00	24 1/2" × 21"	622mm × 533mm	Bin Divider	Before S/N: BBC37-1608-XXXX 1
	BCP01-01	24 1/2" × 19 7/8"	622mm × 503mm	Bin Divider	After S/N: BBC37-1609-XXXX 2
EBC50	SHC78-00	15 1/2" × 21 5/8"	394mm × 551mm		
	BCP01-00	24 1/2" × 21"	622mm × 533mm	Bin Divider	Before S/N: BBC50-1602-XXXX 1
	BCP01-01	24 1/2" × 19 7/8"	622mm × 503mm	Bin Divider	After S/N: BBC50-1603-XXXX 2
EBC65	SHC79-00	23 1/8" × 21 5/8"	587mm × 551mm		
	BCP01-00	24 1/2" × 21"	622mm × 533mm	Bin Divider	Before S/N: BBC65-1603-XXXX 1
	BCP01-01	24 1/2" × 19 7/8"	622mm × 503mm	Bin Divider	After S/N: BBC65-1604-XXXX 2
EBC80	SHC80-00	20 1/2" × 21 5/8"	522mm × 551mm		
	BCP01-00	24 1/2" × 21"	622mm × 533mm	Bin Divider	Before S/N: BBC80-1608-XXXX 1
	BCP01-01	24 1/2" × 19 7/8"	622mm × 503mm	Bin Divider	After S/N: BBC80-1609-XXXX 2
EBC95	SHC81-00	25 7/16 × 21 5/8"	647mm × 551mm		
	BCP01-00	24 1/2" × 21"	622mm × 533mm	Bin Divider	Before S/N: BBC95-1608-XXXX 1
	BCP01-01	24 1/2" × 19 7/8"	622mm × 503mm	Bin Divider	After S/N: BBC95-1609-XXXX 2

1st Generation
Narrow-depth evaporator coil located in back side interior.

2nd Generation
Wide-depth evaporator coil located in back side interior.

Serial Number Nomenclature


S / N : BBC37 - 1608 - XXXX

Serial Number	Model Number	Production Year / Month	Production Sequence
------------------	-----------------	----------------------------	------------------------


Solid Slide Lid Glass & Plate Chillers

Model	Part Number	Description (Length × Width)			
EGC37	Top	SHC82-00	15 3/4" × 18 1/2"	400mm × 470mm	
	Bottom	SHC83-01	20 1/2" × 21 7/8"	520mm × 555mm	
EGC50	Top	SHC84-00	14 9/16" × 18 1/2"	370mm × 470mm	
	Bottom	SHC85-01	16 1/2" × 21 7/8"	420mm × 555mm	
EGC65	Top	SHC84-00	14 9/16" × 18 1/2"	370mm × 470mm	
	Bottom	SHC86-01	16 1/8" × 21 7/8"	410mm × 555mm	


Shelf Images




Left Cut-Out




Right Cut-Out




Left & Right Cut-Out




Air Flow Guard Cut-Out




Bin Divider



Left Narrow Cut-Out



Right Narrow Cut-Out



Left & Right Narrow Cut-Out



Partition Shelf w/
Slide-Out Tray

For orders or general inquiries, please contact the Everest Parts Department at 1-800-444-6285.

Pan Dividers



Drawers

Model	Part Number	Description (Length × Width)	
ECB36D2 · ECB48D2 · ECB52D2 · ECB52-60D2 · ECB72D4 · ECB82D4 · ECD82-84D4 · ECB82-86D4 · ECB96D4 · EPPR1-D2 · EPPR2-D2 · EPPR2-D4 · EPPR3-D2 · EPPR3-D4	VS22-00	20 7/16" × 15/16"	525mm × 24mm
ESR1D2	VS08-00	25 7/8" × 1 1/16"	655mm × 27mm
ESR1D2(optional)	VS09-00	25 7/8" × 1 5/16"	655mm × 34mm
ESR2D2 · ESR2D4 · ESRF2D2	VS10-00	25 7/8" × 2 5/16"	655mm × 65mm
ESWQ2D2	VS11-00	25 7/8" × 3 1/2"	655mm × 88mm
ETBR1-D2 · EPBNR1-D2	Top Drawer	VS12-00	19 1/2" × 1 3/16"
	Bottom Drawer	VS13-00	13 1/8" × 1 3/16"
ETBSR2-D2 · EPBNSR2-D2	Top Drawer	VS14-00	19 1/2" × 1 9/16"
	Bottom Drawer	VS15-00	13 1/8" × 1 9/16"
ETBR2-D4 · EPBNR2-D4	Top Drawer	VS16-00	19 1/2" × 1 3/4"
	Bottom Drawer	VS17-00	13 1/8" × 1 3/4"
ETBWR2-D4 · EPBNWR2-D4	Top Drawer	VS18-00	19 1/2" × 1 5/16"
	Bottom Drawer	VS19-00	13 1/8" × 1 5/16"
ETBR3-D2 · EPBNR3-D2	Top Drawer	VS20-00	19 1/2" × 1"
	Bottom Drawer	VS21-00	13 1/8" × 1"

Condiment Pans (Top Pan Section)

Model	Part Number	Description (Length × Width)	
EPBNR1 · EPBNSR2 · EPBNR2 · EPBNWR2 · EPBNR3 EPBNR1-D2 · EPBNSR2-D2 · EPBNR2-D4 · EPBNR3-D2 EPR1 · EPR2 · EPWR2 · EPR3 EPPR1 · EPPSR2 · EPPR2 · EPPR3 EPPR1-D2 · EPPR2-D2 · EPPR2-D4 · EPPR3-D2 · EPPR3-D4	VS06-00	12 5/8" × 1"	320mm×26mm
EPBR1 · EPBSR2 · EPBR2 · EPBWR2 · EPBR3 EOTP1 · EOTPS2 · EOTP2 · EOTPW2 · EOTP3	VS07-00	20 1/4" × 1 1/16"	515mm×27mm



Pan Dividers



Pizza Prep. Tables



Sandwich Prep. Tables

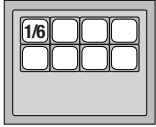


Top Pan Configurations

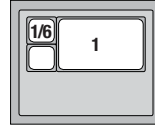
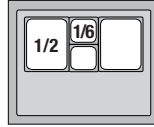
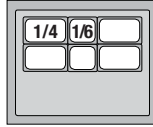
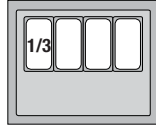


Back Mount Sandwich Prep. Tables & Drawered Sandwich Prep. Tables

EPBNR1† • EPBNR1-D2† • EPBNSR2 • EPBNSR2-D2

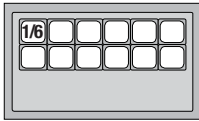


Standard:
(8) 1/6 size pans (6" deep)
w/ (3) pan dividers

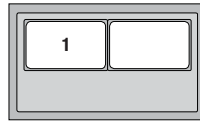
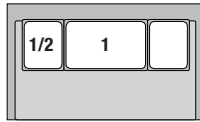
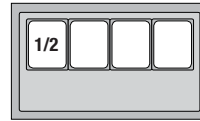
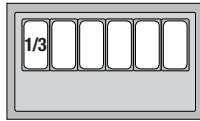
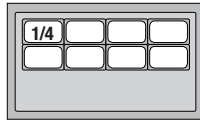


† : Pan count applicable for units manufactured from May 2016.

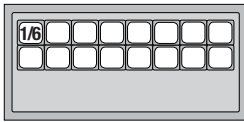
EPBNR2 • EPBNR2-D4



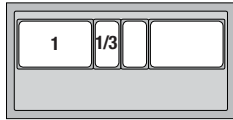
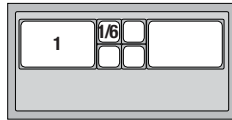
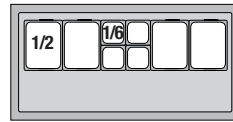
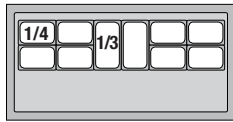
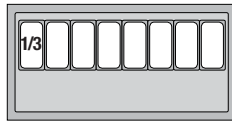
Standard:
(12) 1/6 size pans (6" deep)
w/ (5) pan dividers



EPBNWR2† • EPBNWR2-D4†

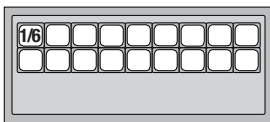


Standard:
(16) 1/6 size pans (6" deep)
w/ (7) pan dividers

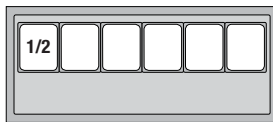
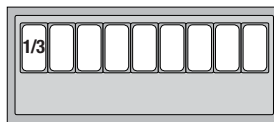
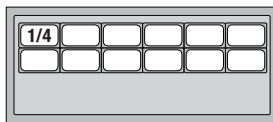


† : Pan count applicable for units manufactured from May 2016.

EPBNR3 • EPBNR3-D2



Standard:
(18) 1/6 size pans (6" deep)
w/ (8) pan dividers

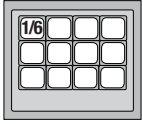


Top Pan Configurations [continued]

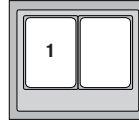
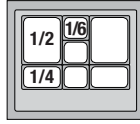
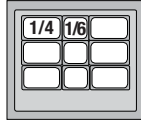
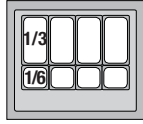


Open Top Prep. Tables & Back Mount Mega-Top Sandwich Prep. Tables

EOTP1† • EPBR1† • EOTPS2 • EPBSR2

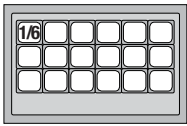


Standard:
(12) 1/6 size pans (6" deep)
w/ (3) pan dividers

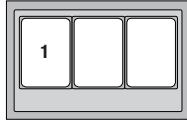
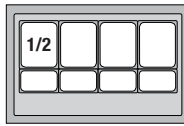
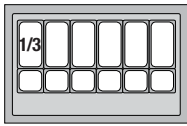
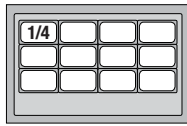


† : Pan count applicable for units manufactured from May 2016.


EOTP2 • EPBR2



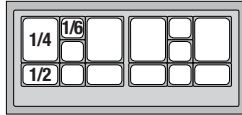
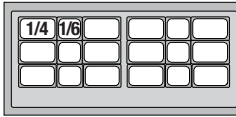
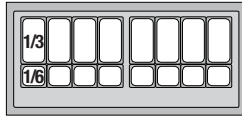
Standard:
(18) 1/6 size pans (6" deep)
w/ (5) pan dividers



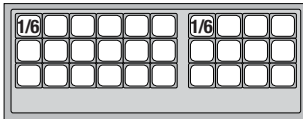
EOTPW2 • EPBWR2



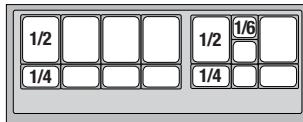
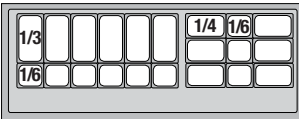
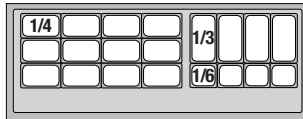
Standard:
(24) 1/6 size pans (6" deep)
w/ (6) pan dividers



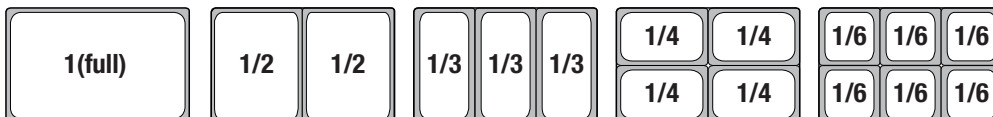
EOTP3 • EPBR3



Standard:
(30) 1/6 size pans (6" deep)
w/ (8) pan dividers



Pan Size Variation



Incremental pan sizes designed to fit in full size pan opening in many variations.

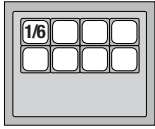


Top Pan Configurations [continued]

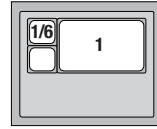
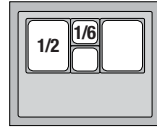
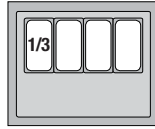
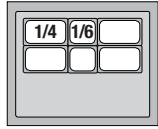


Side Mount Sandwich Prep. Tables

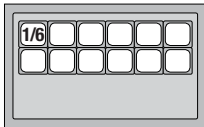
EPR1



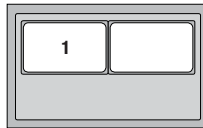
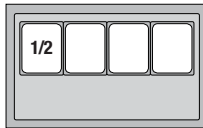
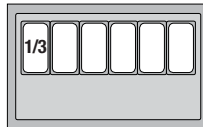
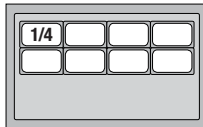
Standard:
(8) 1/6 size pans (6" deep)
w/ (3) pan dividers



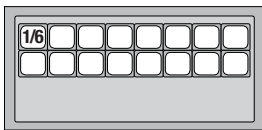
EPR2



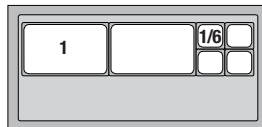
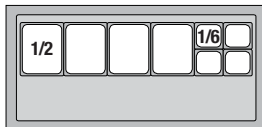
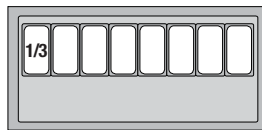
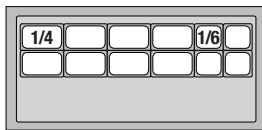
Standard:
(12) 1/6 size pans (6" deep)
w/ (5) pan dividers



EPWR2†

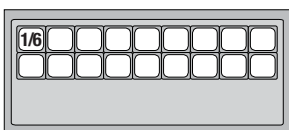


Standard:
(16) 1/6 size pans (6" deep)
w/ (7) pan dividers

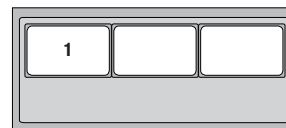
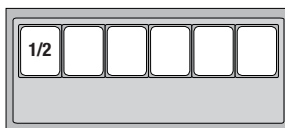
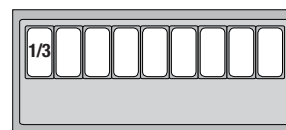
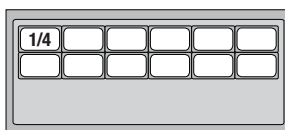


† : Pan count applicable for units manufactured from May 2016.

EPR3†



Standard:
(18) 1/6 size pans (6" deep)
w/ (8) pan dividers



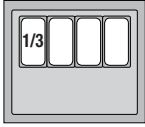
† : Pan count applicable for units manufactured from May 2016.

Top Pan Configurations [continued]

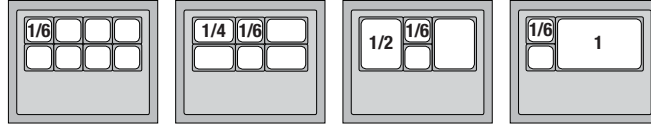


Side Mount Pizza Prep. Tables

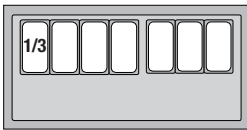
EPPR1



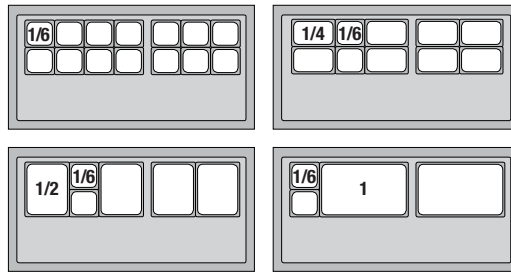
Standard:
(4) 1/3 size pans (6" deep)
w/ (3) pan dividers



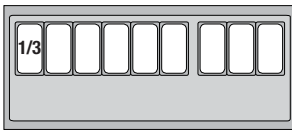
EPPSR2



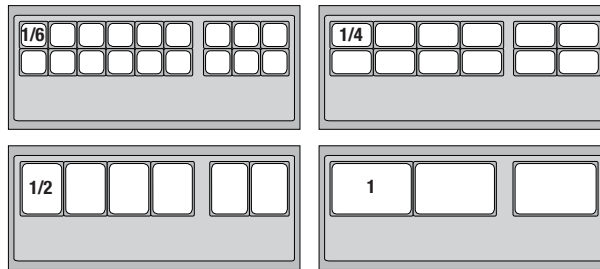
Standard:
(7) 1/3 size pans (6" deep)
w/ (5) pan dividers



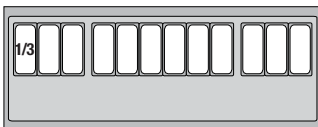
EPPR2



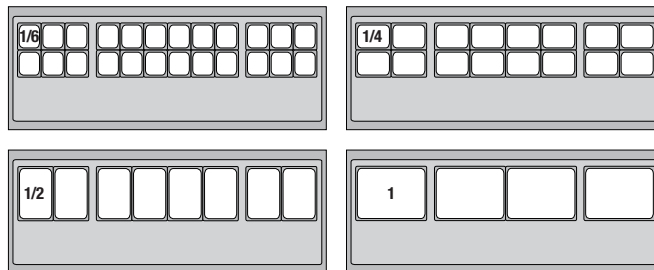
Standard:
(9) 1/3 size pans (6" deep)
w/ (7) pan dividers



EPPR3



Standard:
(12) 1/3 size pans (6" deep)
w/ (9) pan dividers



Pan Size Variation



Incremental pan sizes designed to fit in full size pan opening in many variations.

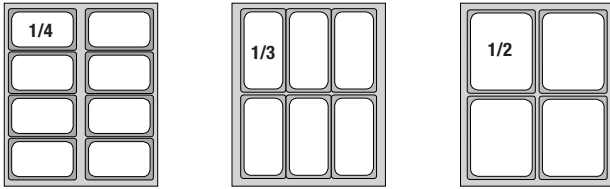


Drawer Pan Configurations



Top Mount Upright Reach-In Door & Drawer Combos

ESR1D2†

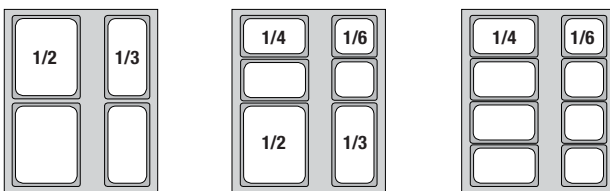


(1) Pan divider per drawer included (6" deep)



† : Drawer pans are not included in this product as standard and must be purchased separately.

ESR2D2† • ESR2D4† • ESRF2D2†

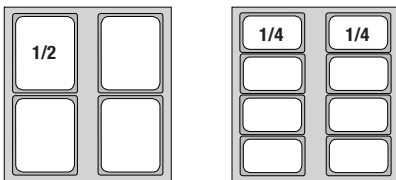


(1) Pan divider per drawer included (6" deep)



† : Drawer pans are not included in this product as standard and must be purchased separately.

ESWQ2D2†



(1) Pan divider per drawer included (6" deep)



† : Drawer pans are not included in this product as standard and must be purchased separately.

Drawered Undercounter Refrigerators & Drawered Sandwich Prep Tables

ETBR1-D2† • EPBNR1-D2†



Top Drawer (4" deep pan)

Bottom Drawer (6" deep pan)

(1) Pan divider per drawer included



† : Drawer pans are not included in this product as standard and must be purchased separately.

ETBSR2-D2† • EPBNSR2-D2†



Top Drawer (4" deep pan)

Bottom Drawer (6" deep pan)

(2) Pan dividers per drawer included



† : Drawer pans are not included in this product as standard and must be purchased separately.

For orders or general inquiries, please contact the Everest Parts Department at 1-800-444-6285.

Drawer Pan Configurations [continued]



Drawered Undercounter Refrigerators & Drawered Sandwich Prep. Tables (continued)

ETBR2-D4† • EPBNR2-D4†



Top Drawer (4" deep pan)
(1) Pan divider per drawer included

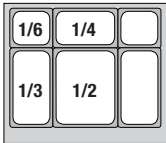


Bottom Drawer (6" deep pan)

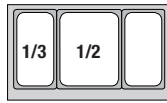


† : Drawer pans are not included in this product as standard and must be purchased separately.

ETBWR2-D4†* • EPBNWR2-D4†*



Top Drawer (4" deep pan)
(2) Pan dividers per drawer included

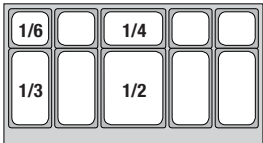


Bottom Drawer (6" deep pan)



† : Drawer pans are not included in this product as standard and must be purchased separately.
* : Custom pan dividers required to fit standard full sized pans. Contact manufacturer for details.

ETBR3-D2† • EPBNR3-D2†



Top Drawer (4" deep pan)
(4) Pan dividers per drawer included



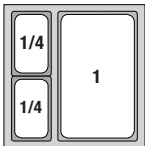
Bottom Drawer (6" deep pan)



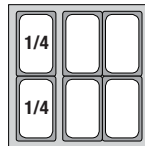

† : Drawer pans are not included in this product as standard and must be purchased separately.

Drawered Pizza Prep. Tables

EPPR1-D2†

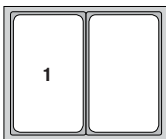


(1) Pan divider per drawer included (6" deep)


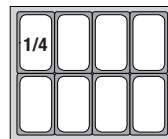
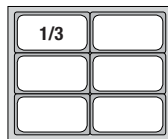
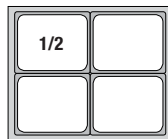


† : Drawer pans are not included in this product as standard and must be purchased separately.

EPPR2-D2† • EPPR2-D4† • EPPR3-D2† • EPPR3-D4†

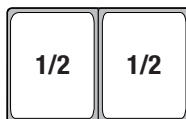



(1) Pan divider per drawer included (6" deep)



† : Drawer pans are not included in this product as standard and must be purchased separately.

Pan Size Variation



Incremental pan sizes designed to fit in full size pan opening in many variations.

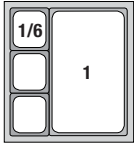


Drawer Pan Configurations [continued]

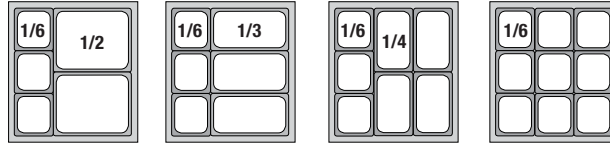


Chef Bases

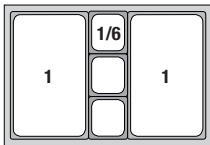
ECB36D2



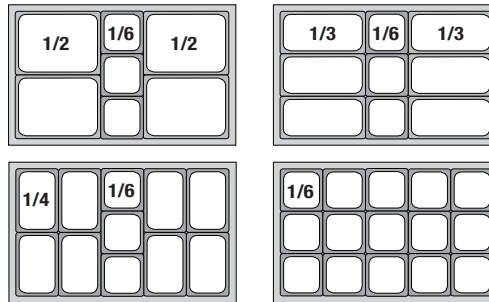
Standard:
 (1) 1 size pan &
 (3) 1/6 size pans (4" deep)
 w/ (1) pan divider per drawer included



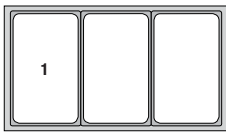
ECB48D2



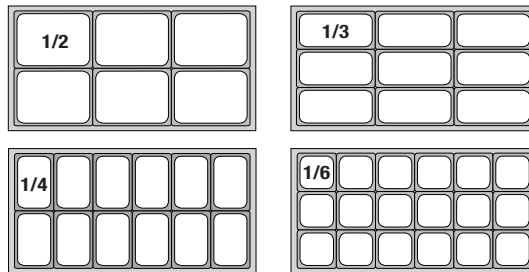
Standard:
 (2) 1 size pans
 (3) 1/6 size pans (4" deep)
 w/ (2) pan dividers per drawer included



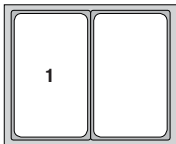
ECB52D2 • ECB52-60D2 • ECB82D4 • ECB82-84D4 • ECB82-86D4 • ECB96D4



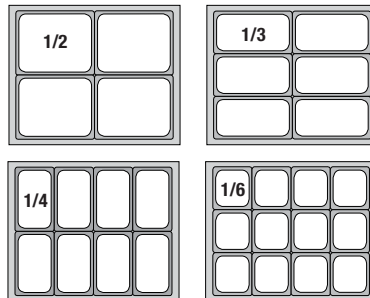
Standard:
 (3) 1 size pans (4" deep)
 w/ (2) pan dividers per drawer included



ECB72D4 • ECB82D4 • ECB82-84D4 • ECB82-86D4



Standard:
 (2) 1 size pans (4" deep)
 w/ (1) pan divider per drawer included



Pan Size Variation



Incremental pan sizes designed to fit in full size pan opening in many variations.



EVEREST LIMITED WARRANTY

EVEREST warrants to the original purchaser of every new EVEREST unit, the cabinet and all parts thereof, to be free from defects in material or workmanship, under normal and proper use and maintenance service as specified by EVEREST and upon proper installation and start-up in accordance with the instruction packet supplied with each unit. Our obligation under this warranty is limited to a period of three (3)* years from the date of original installation or thirty six (36)* months after shipment date from EVEREST, whichever occurs first (applicable to units purchased after July 1, 2014). Any part covered under this warranty that is determined by EVEREST to have been defective within three (3)* years of original installation or thirty six (36)* months after shipment date from the manufacturer, whichever occurs first, is limited to the repair or replacement, including labor charges, of defective parts or assemblies. The labor warranty shall include standard straight time labor charges only and reasonable travel time, as determined by EVEREST.

WARRANTY CLAIMS

All warranty claims for labor or parts must be made directly through EVEREST. All claims shall include: unit model number, cabinet serial number, proof of new product purchase, installation date, and all pertinent information related to the reported defect. For compressor warranty claims, the compressor tag shall be returned to EVEREST along with the above listed information.

WARRANTY EXCLUSIONS

EVEREST's sole obligation under this warranty is limited to either the repair or replacement of parts, subject to the additional limitations below. This warranty neither assumes nor authorizes any person to assume obligations other than those expressly covered by this warranty.

- A. **NON WARRANTY PARTS.** EVEREST excludes specific parts exposed to normal wear and tear. These parts include, but are not limited to, lamps, gaskets, casters, shelves and shelf clips, pans, bin and pan dividers and airflow guards.
- B. **INDIRECT OR CONSEQUENTIAL DAMAGE.** EVEREST does not warrant economic loss, profit loss, or special, indirect or consequential damages including without limitation, losses or damages arising from food or product spoilage claims caused by refrigeration failure.
- C. **IMPROPER USAGE.** EVEREST is not responsible for parts or labor coverage for component failure and or other damages resulting from improper usage, installation or failure to clean and/or maintain the unit as set forth in the user's manual provided with this unit. All EVEREST units are designed for commercial use, not for residential use. Warranty is invalid if the unit is installed in a residence.
- D. **WARRANTY IS NOT TRANSFERABLE.** Warranty is limited to only the original purchaser/user to which the unit was delivered. Warranty does not transfer with change of ownership.
- E. **ALTERATION, NEGLIGENCE, MISUSE, ABUSE, ACCIDENT, DAMAGE DURING TRANSIT OR INSTALLATION, FIRE, FLOOD, ACTS OF GOD.** EVEREST is not responsible for malfunctions due to alteration, neglect, misuse, abuse, accident, damage during transit or installation, fire, flood, storm, and/or other acts of God. EVEREST is not responsible for any improper electrical connections resulting from electrical power failure, the use of extension cords, and low voltage or voltage drops to the unit.
- F. **UNAUTHORIZED MODIFICATION.** EVEREST is not responsible for the repair or replacement of failed or damaged components resulting from unauthorized modifications to units or the use of non-standard parts without prior written approval from EVEREST.
- G. **OUTSIDE THE U.S.** This warranty does not apply to any parts and/or labor warranty claims made on units sold or used outside of the United States.

FIVE (5) YEAR COMPRESSOR WARRANTY

In addition to the warranty set forth above, EVEREST warrants the hermetically sealed compressor for five (5) years, not to exceed sixty (60) months from the unit's date of shipment from EVEREST. To qualify for a compressor warranty claim, the replacement compressor must have been purchased directly from EVEREST. Claimants must submit the compressor warranty form, original compressor and electrical components to EVEREST. Additionally, examination by EVEREST must confirm the compressor and electrical components to be defective as claimed. This compressor warranty does not apply to shipping and labor costs or other parts whether electrical or mechanical.

These warranties are exclusive and in lieu of all other warranties, expressed or implied, and all other obligations or liabilities on our part, and we neither assume nor authorize any other person to assume for us any other obligation or liability in connection with the sale of said refrigeration units or any part thereof.

* Terms may vary. Contact Everest for further details.

05242017 updated





A Step Above the Standard



REFRIGERATION
EVEREST

201 W. Artesia Blvd., Compton, CA 90220
TEL 310. 323. 6586 | 800. 444. 6285 FAX 310. 323. 7524 | 310. 761. 1127

www.EVERESTref.com