

Louisiana Highway Safety Program

Federal Fiscal Year 2017

Annual Report



prepared for

National Highway Traffic Safety Administration

prepared by

Louisiana Highway Safety Commission

7919 Independence Boulevard, Suite 2100

Baton Rouge, LA 70806

Louisiana Highway Safety Program Annual Report

Federal Fiscal Year 2017

prepared for

National Highway Traffic Safety Administration

prepared by

Louisiana Highway Safety Commission
7919 Independence Boulevard, Suite 2100
Baton Rouge, LA 70806
<http://www.lahighwaysafety.org>

date

December 30, 2017

Table of Contents

| | |
|---|-----------|
| Executive Summary | 1 |
| 1.0 Commission Leadership | 3 |
| 2.0 Statistical Summary | 5 |
| 3.0 Statewide Targets and Results | 13 |
| 3.1 FFY 2017 Targets..... | 13 |
| 4.0 Program Results | 16 |
| Evidence Based Enforcement Program Activities..... | 16 |
| Compilation of Enforcement Activity Results..... | 17 |
| 4.1 Impaired Driving Program..... | 17 |
| 4.2 Occupant Protection Program..... | 32 |
| 4.3 Traffic Records Improvement Program..... | 41 |
| 4.4 Motorcycle Safety Program..... | 46 |
| 4.5 Police Traffic Services Program..... | 47 |
| 4.6 Railroad/ Highway Crossings Program..... | 51 |
| 4.7 Community Traffic Safety Program..... | 53 |
| 4.8 Pedestrians/ Bicycle Safety..... | 55 |
| 4.9 Young Driver Traffic Safety Program..... | 56 |
| 4.10 Distracted Driving..... | 62 |
| 4.11 Hazard Elimination/ Highway Safety Improvement Program (HSIP)..... | 64 |
| 4.12 Planning and Administration..... | 65 |
| 5.0 Safety Communications | 66 |
| 5.1 Paid/ Earned Media..... | 66 |
| 5.2 Attitudinal and Awareness Survey Results..... | 68 |
| 6.0 Program Funding | 71 |

List of Tables

| | | |
|-----------|---|----|
| Table 3.1 | Progress in Meeting FFY 2017 Performance Targets..... | 14 |
| Table 3.2 | Progress in Observed Seat Belt Use Rate | 15 |
| Table 3.3 | LACRASH Achievements | 15 |
| Table 4.1 | Adult Observed Seat Belt Usage, All Vehicles and All Locations | 32 |
| Table 4.2 | Program Support Projects | 65 |
| Table 5.1 | Earned Media Calendar | 66 |
| Table 5.2 | Attitudinal Survey of Louisiana Drivers..... | 69 |
| Table 5.3 | Selection of Distracted Driving Questions from Telephone Survey | 69 |
| Table 6.1 | FFY 2017 Program Expenditures | 72 |

List of Figures

| | | |
|-------------|--|----|
| Figure 2.1 | Statewide Fatalities..... | 5 |
| Figure 2.2 | Statewide Serious Injuries | 5 |
| Figure 2.3 | Statewide Fatality Rate..... | 6 |
| Figure 2.4 | Unrestrained Passenger Vehicle Occupant Fatalities | 6 |
| Figure 2.5 | Alcohol-Impaired Driving Fatalities (≥ 0.08 BAC) | 7 |
| Figure 2.6 | Speeding-Related Fatalities | 7 |
| Figure 2.7 | Motorcyclist Fatalities | 8 |
| Figure 2.8 | Unhelmeted Motorcyclist Fatalities..... | 8 |
| Figure 2.9 | Drivers Aged 15–20 Involved in Fatal Crashes | 9 |
| Figure 2.10 | Pedestrian Fatalities | 9 |
| Figure 2.11 | Bicyclist Fatalities | 10 |
| Figure 2.12 | Observed Occupant Seat Belt Usage..... | 10 |
| Figure 2.13 | Observed Seat Belt Use by Vehicle Type | 11 |
| Figure 2.14 | Number of Seat Belt Citations Issued During Grant-Funded Enforcement Activities | 11 |
| Figure 2.15 | Number of Impaired Driving Arrests Made During Grant-Funded Enforcement Activities..... | 12 |
| Figure 2.16 | Number of Speeding Citations Issued During Grant-Funded Enforcement Activities..... | 12 |
| Figure 4.1 | Alcohol-Impaired Fatalities and Alcohol-Related Fatal Crashes | 18 |
| Figure 4.2 | Alcohol-Impaired Fatalities as a Percent of All Fatalities | 18 |
| Figure 4.3 | Alcohol-Impaired Driving Fatalities (≥ 0.08 BAC) | 19 |
| Figure 4.4 | Observed Seat Belt Use and Unrestrained Fatalities..... | 32 |
| Figure 4.5 | Percent of Unrestrained Fatalities: Drivers, Passengers Age 6+, and Children Under 6 | 33 |
| Figure 4.6 | Motorcyclist Fatalities as a Percent of Total Fatalities, Alcohol-Impaired Fatalities, and Single Vehicle Fatalities | 46 |
| Figure 4.7 | Fatal Crashes at Rail Grade Crossings | 52 |
| Figure 4.8 | Rail Grade Fatal Crashes as a Percent of Total Fatal Crashes | 52 |
| Figure 4.9 | Drivers Age 15-20 Involved in Fatal Crashes..... | 56 |

Executive Summary

Louisiana's highway safety program is designed to reduce crashes and the resulting deaths, injuries, and property damage on our roadways. The Louisiana Highway Safety Commission (LHSC) administers the State's highway safety grant program in accordance with the provisions and all amendments of the Highway Safety Act of 1966 (Public Law 89-564).

The Department of Transportation, through the National Highway Traffic Safety Administration (NHTSA), serves as the Federal oversight agency. The funds awarded to the LHSC include:

- Section 402 – General Traffic Safety;
- Section 154/164 – Open Container and Repeat Offender Hazardous Elimination Funds;
- Section 405b Low – Occupant Protection Funds;
- Section 405c – State Traffic Safety Information System Improvement;
- Section 405d – Impaired Driving Countermeasures;
- Section 405f – Motorcyclist Safety;
- Section 408 – Data Program;
- Highway Safety Improvement Program (HSIP) Funds – Department of Transportation and Development (DOTD) funds to support occupant protection.



*Dr. Katara A. Williams,
Governor's Highway Safety
Representative, and LHSC
Executive Director*

The funding received supports Louisiana programs in impaired driving, occupant protection including child passenger safety, traffic records, motorcycle safety, police traffic services, railroad/highway crossing safety, community traffic safety programs, pedestrian and bicyclist safety, young drivers, hazard elimination, and planning and administration.

This Annual Report provides a general assessment of the State's progress in achieving highway safety performance measure targets identified in the Federal Fiscal Year (FFY) 2017 Highway Safety Plan (HSP), a general description of the projects and activities funded and implemented under the plan, and the amount of Federal funds expended on each project.

The Louisiana Highway Safety Commission worked with multiple state and Federal agencies; municipal, parish, and state law enforcement; and nonprofit organizations throughout the State. We also extended our commitment to Louisiana's Strategic Highway Safety Plan (SHSP) and our shared traffic safety vision for reducing traffic-related deaths and serious injuries known as Destination Zero Deaths, by designating a LHSC liaison to work directly with the nine SHSP regional coalitions. Louisiana saw a slight increase in fatalities in 2016 (757) over 2015 (752) which represents the third year of increasing fatalities. We continued to use data driven best practices to address our traffic safety priorities. The most current fatality data show that the LHSC and our many partners were successful in achieving the following:

- Maintained an 87 percent observed seat belt use for drivers and front seat motor vehicle passengers in 2017;
- Reduced unrestrained fatalities from 262 to 225;
- Reduced alcohol impaired driving fatalities to 225 from 250;
- Increased the percentage of EMS patient care reports submitted electronically to the Louisiana Emergency Response Network (LERN) from 81 percent to 90 percent; and
- Reduced bicyclist fatalities from 34 to 22.

Louisiana road safety partners and stakeholders recognize the need to coordinate activities and resources to achieve safer transportation conditions. We will continue to monitor long-term traffic safety problems and identify emerging traffic safety trends, and address both using proven practices and research-based programs. Our strong support of enforcement agencies will continue, our community outreach will foster local interest, and our partnerships will continue to flourish while sharing common goals of reducing fatal and injury crashes on our roadways.

1.0 Commission Leadership

A Governor appointed board of 21 Commissioners supports the LHSC. The LHSC Executive Director is included in the board. As directed in Louisiana Revised Statute 48:1347, the Commission gathers, studies, prepares, evaluates, and distributes statistical compilations and makes recommendations with respect to crashes, injuries, and the related problems. The Commission serves as the coordinating agency for behavioral activities relating to highway safety and prepares such legislation, as it deems necessary to carry out a comprehensive, long-range highway safety program for the state. The Commission makes reports to the Governor, the legislature, and to the proper agencies of the Federal government as required by law or as directed.

In addition to the 21 member Commission, the LHSC has a staff of fifteen. Under the leadership of the Commission, the Executive Director and staff manage the day-to-day operations of the LHSC.

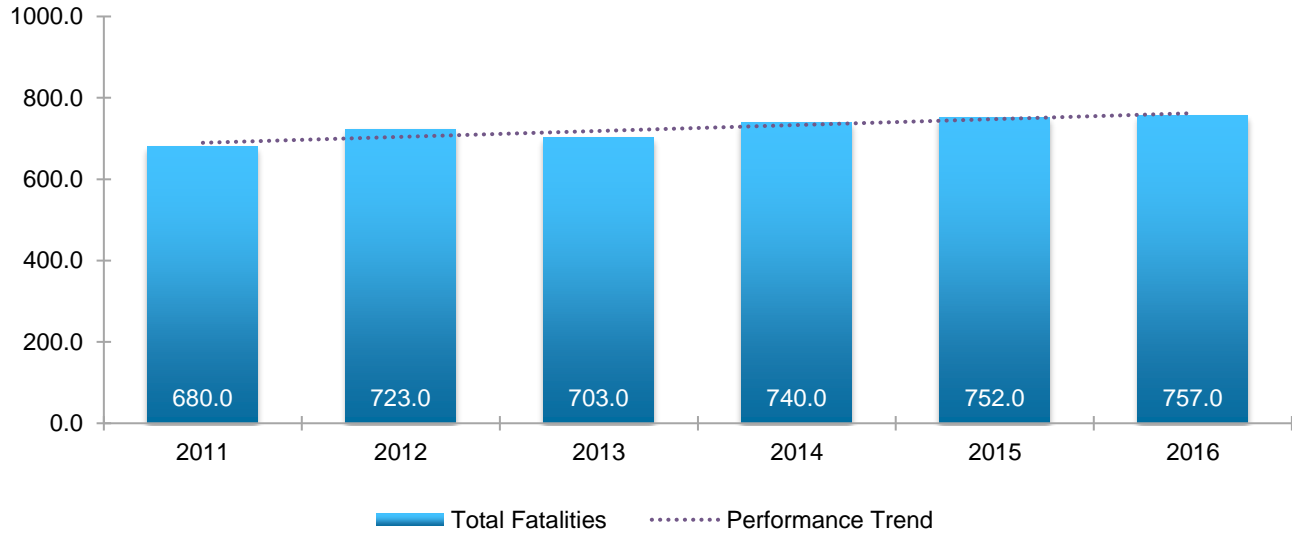
The 21 Commissioners are:

- Jim Craft, Chairman;
- Michael Kazerooni;
- Sheriff Rodney Arbuckle;
- Jeffery McKneely;
- Cherie M. Ausberry;
- Wally McMakin;
- Fabian Blache, Jr.;
- Mark Oxley;
- Andy Brown;
- Carl Pendley;
- Roland Chevalier;
- Dennis Pevey;
- James T. Dickerson;
- Jimmy Pohlmann;
- Karleen Green;
- Dustin Reynolds;
- Russell Haman;
- Reggie Skains;
- Jason Hughes;
- John Snow; and
- Chris Tyson.

2.0 Statistical Summary

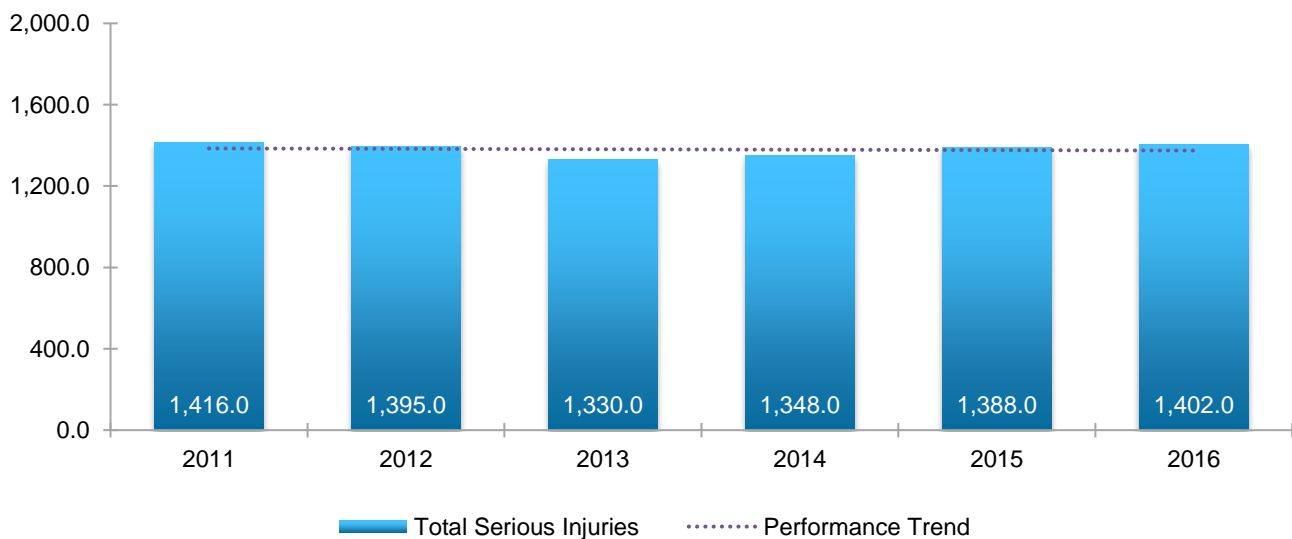
Figures 2.1 through 2.12 show actual numbers and the performance trend line for the core performance measures. Figure 2.13 compares observed occupant seat belt use by vehicle type (i.e., car, pickup, SUV and van). Figures 2.14 through 2.16 show the number of citations and arrests issued during seat belt, impaired driving and speeding grant-funded enforcement activities.

Figure 2.1 Statewide Fatalities



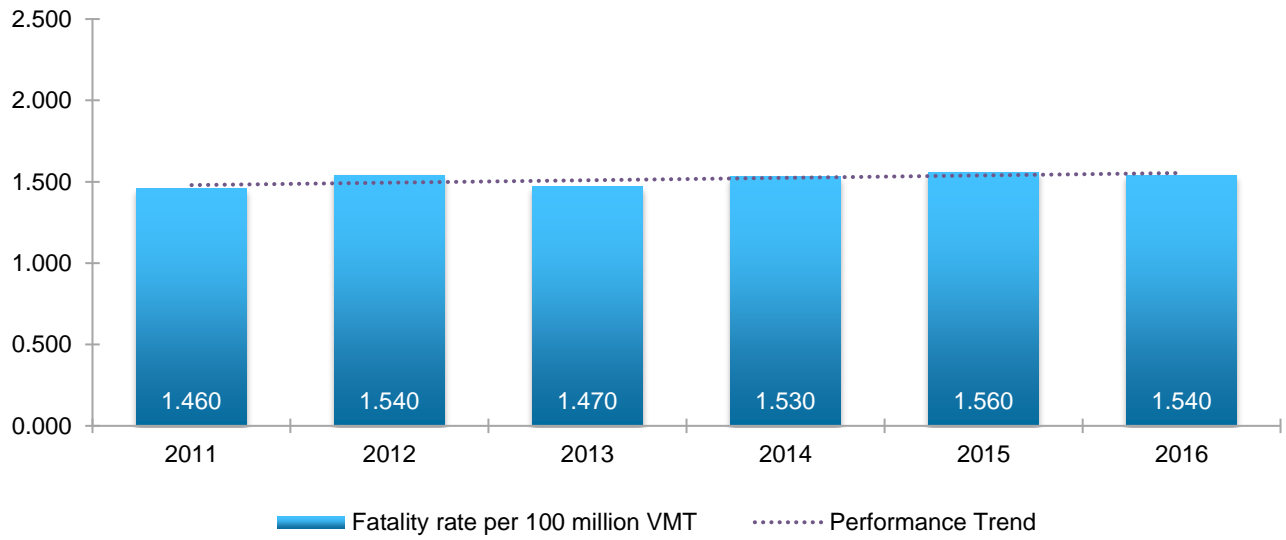
Source: NHTSA STSI/FARS. Accessed November 9, 2017.

Figure 2.2 Statewide Serious Injuries



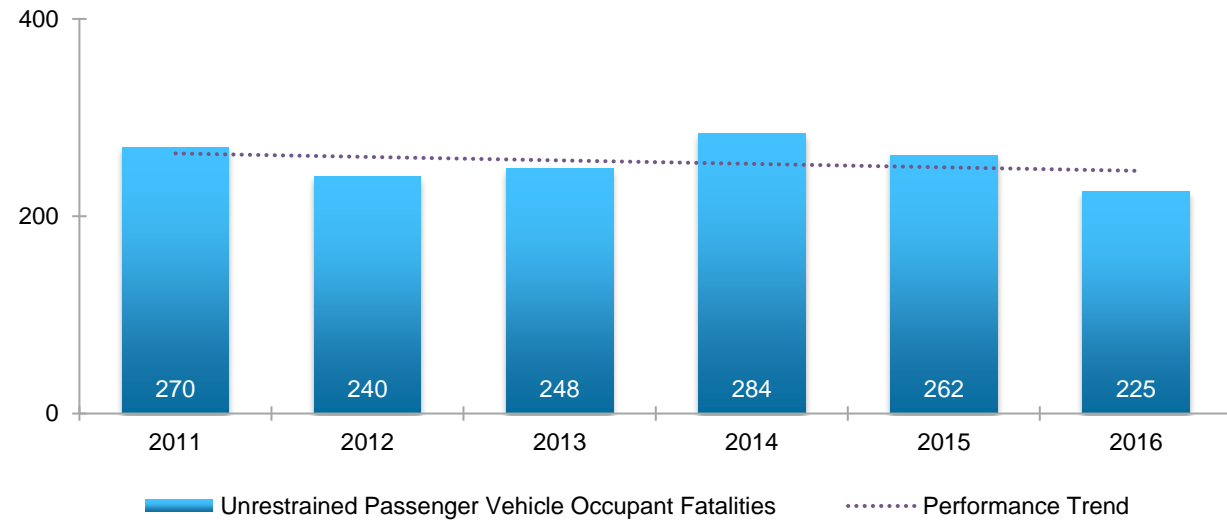
Source: Highway Safety Research Group at Louisiana State University. Accessed November 9, 2017.

Figure 2.3 Statewide Fatality Rate



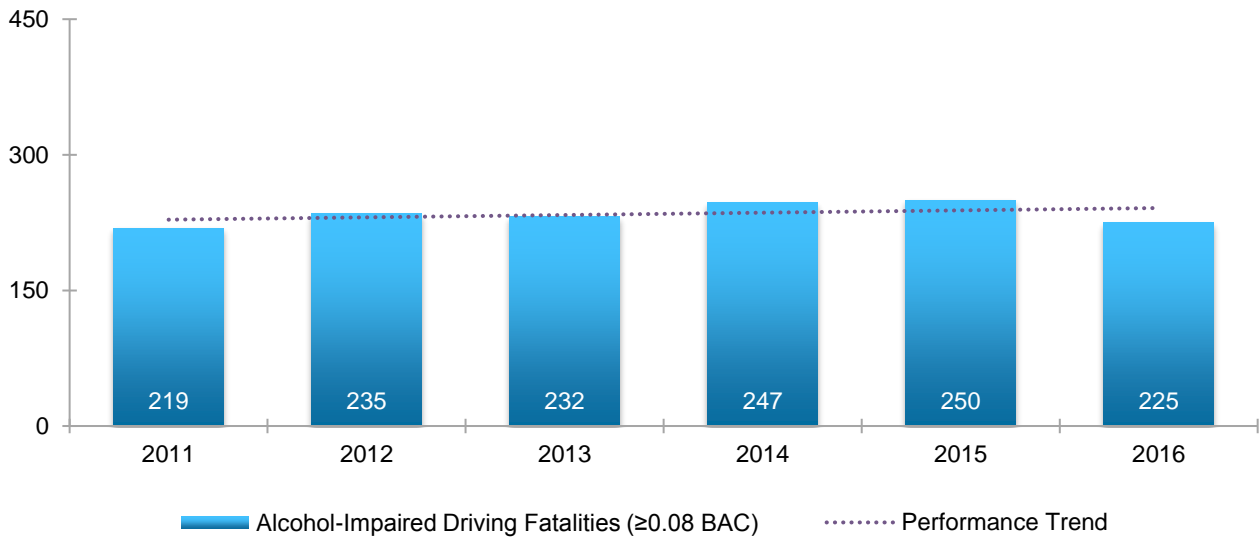
Source: NHTSA STSI/FARS; Highway Safety Research Group at Louisiana State University. Accessed November 9, 2017.

Figure 2.4 Unrestrained Passenger Vehicle Occupant Fatalities



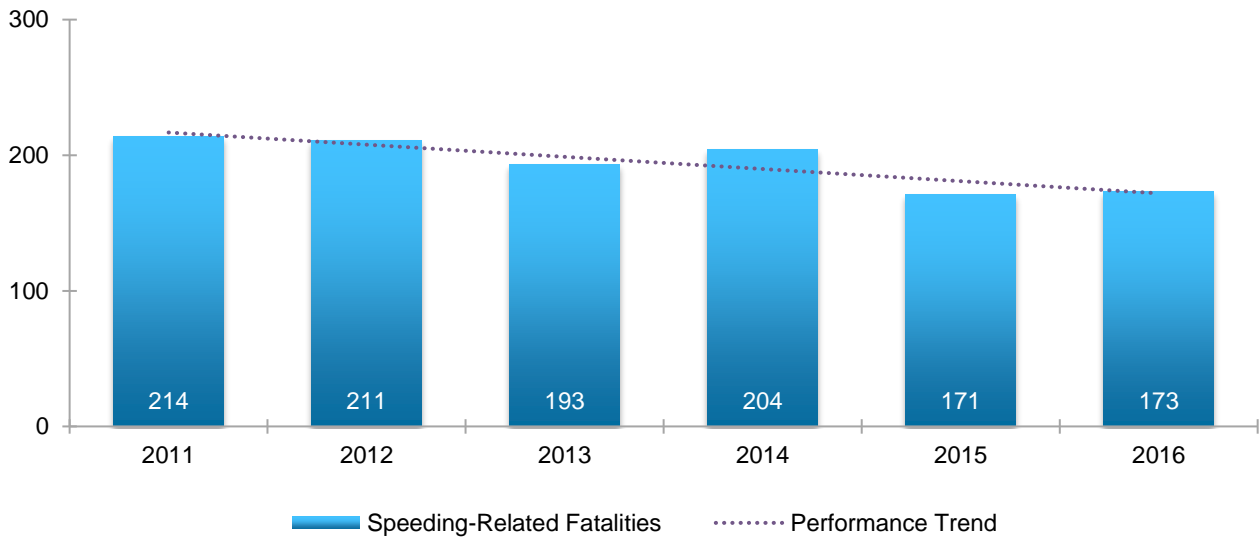
Source: NHTSA STSI/FARS. Accessed November 9, 2017.

Figure 2.5 Alcohol-Impaired Driving Fatalities
(≥ 0.08 BAC)



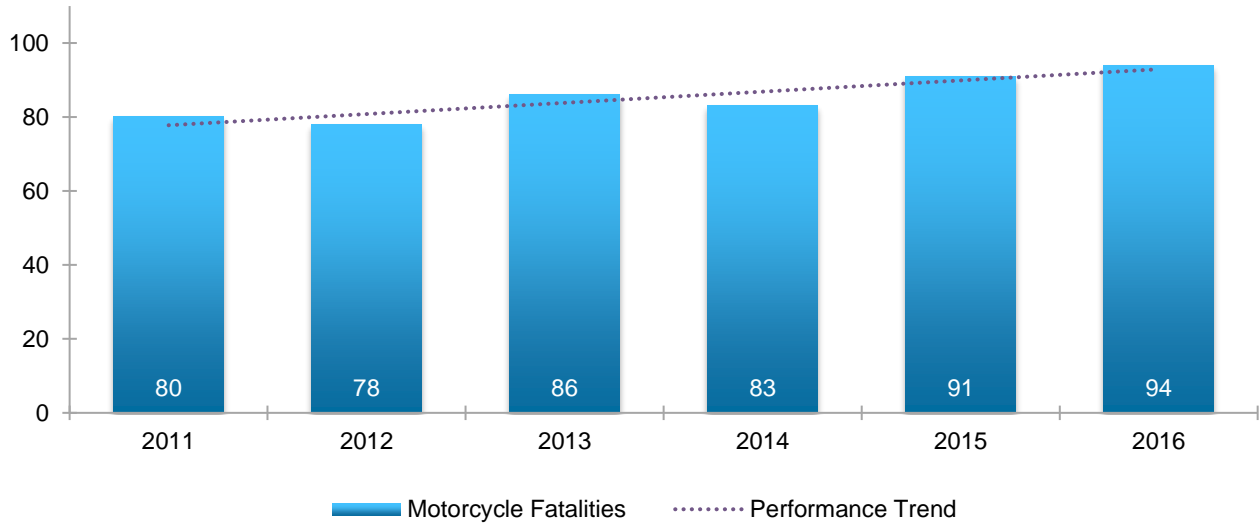
Source: NHTSA STSI/FARS. Accessed November 9, 2017.

Figure 2.6 Speeding-Related Fatalities



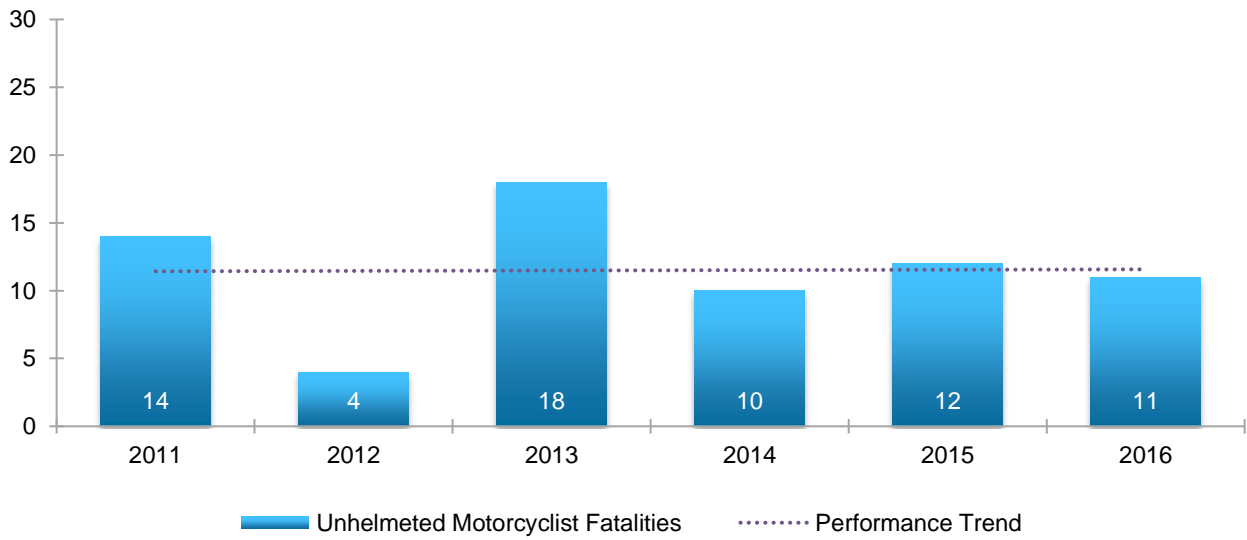
Source: NHTSA STSI/FARS. Accessed November 9, 2017.

Figure 2.7 Motorcyclist Fatalities



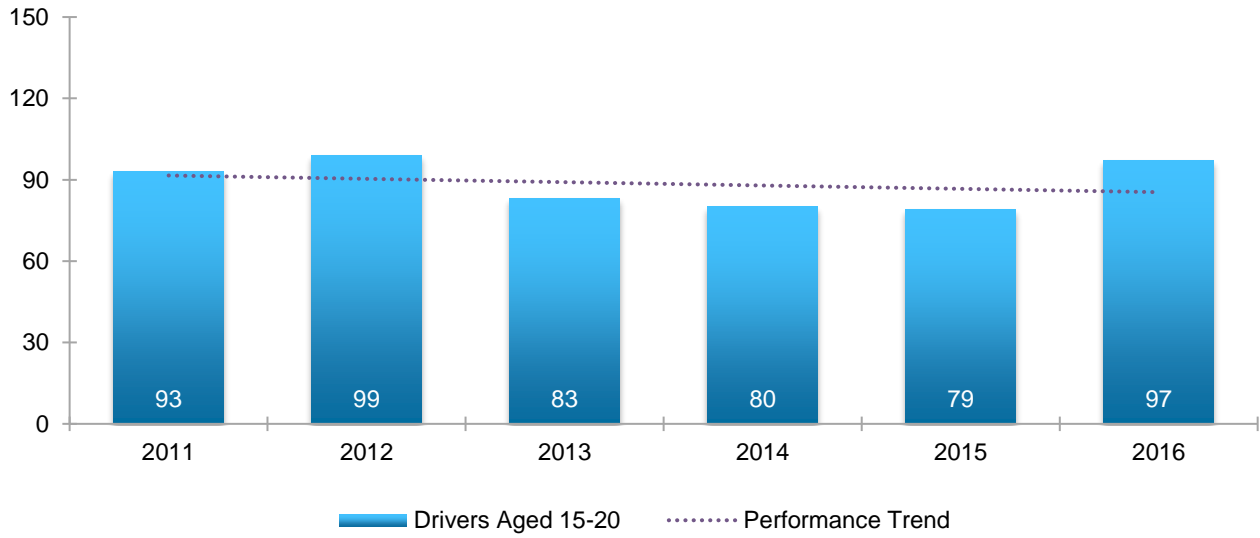
Source: NHTSA STSI/FARS. Accessed November 9, 2017.

Figure 2.8 Unhelmeted Motorcyclist Fatalities



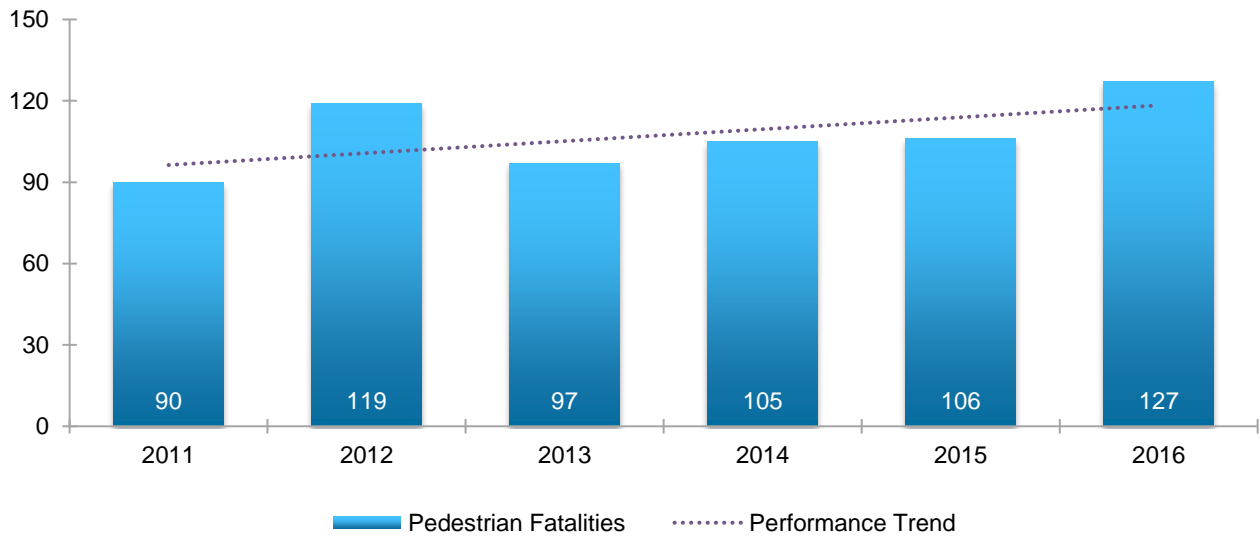
Source: NHTSA STSI/FARS. Accessed November 9, 2017.

Figure 2.9 Drivers Aged 15–20 Involved in Fatal Crashes



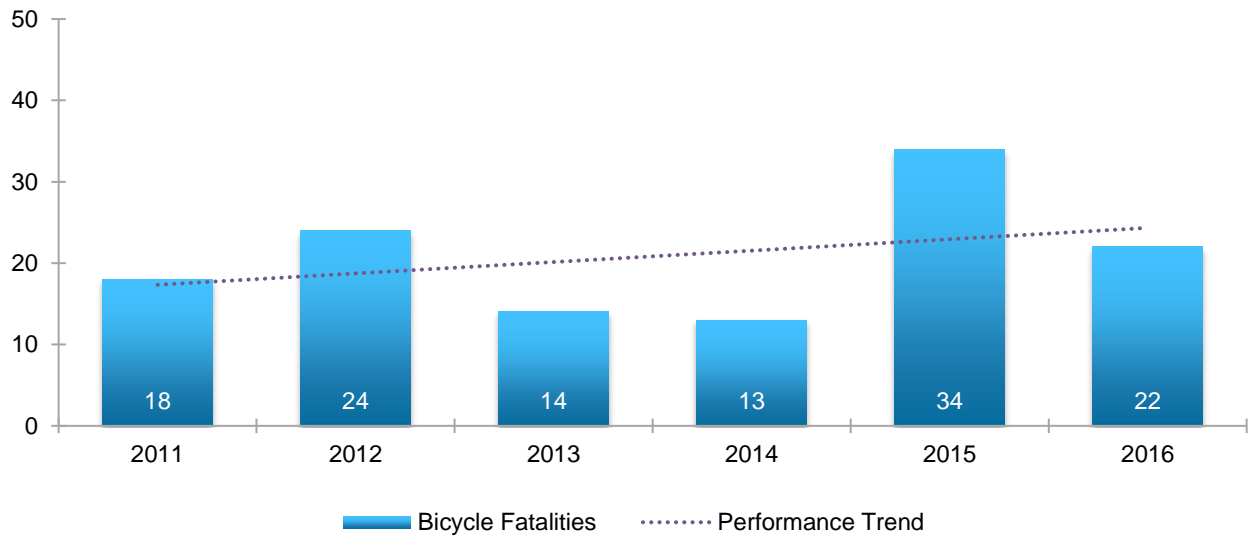
Source: NHTSA STSI/FARS. Accessed November 9, 2017.

Figure 2.10 Pedestrian Fatalities



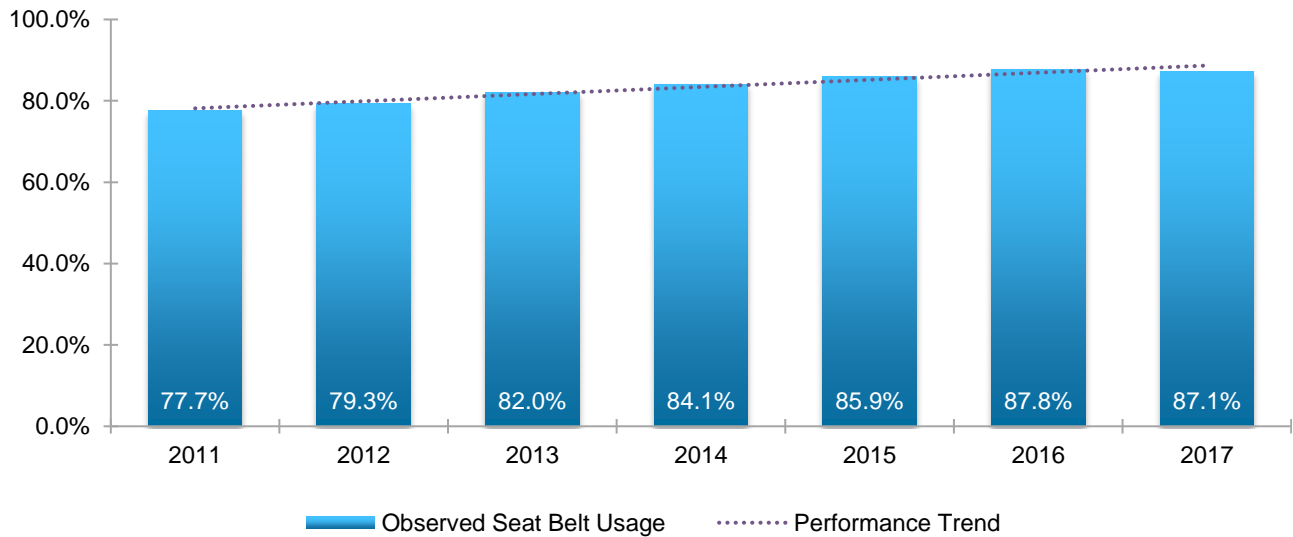
Source: NHTSA STSI/FARS. Accessed November 9, 2017.

Figure 2.11 Bicyclist Fatalities



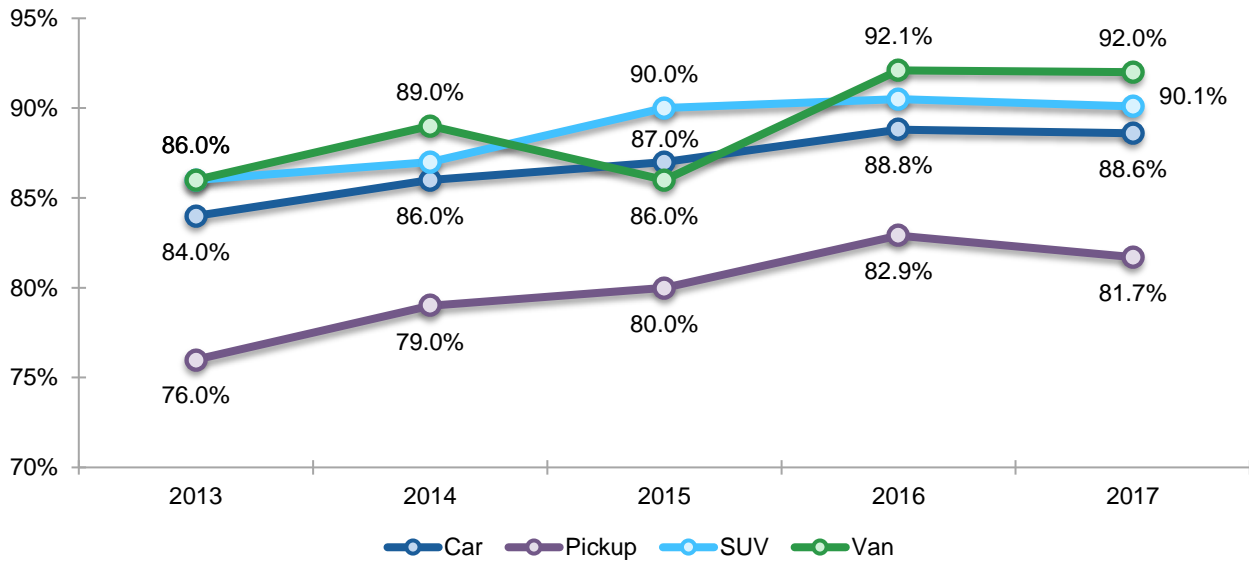
Source: NHTSA STSI/FARS. Accessed November 9, 2017.

Figure 2.12 Observed Occupant Seat Belt Usage



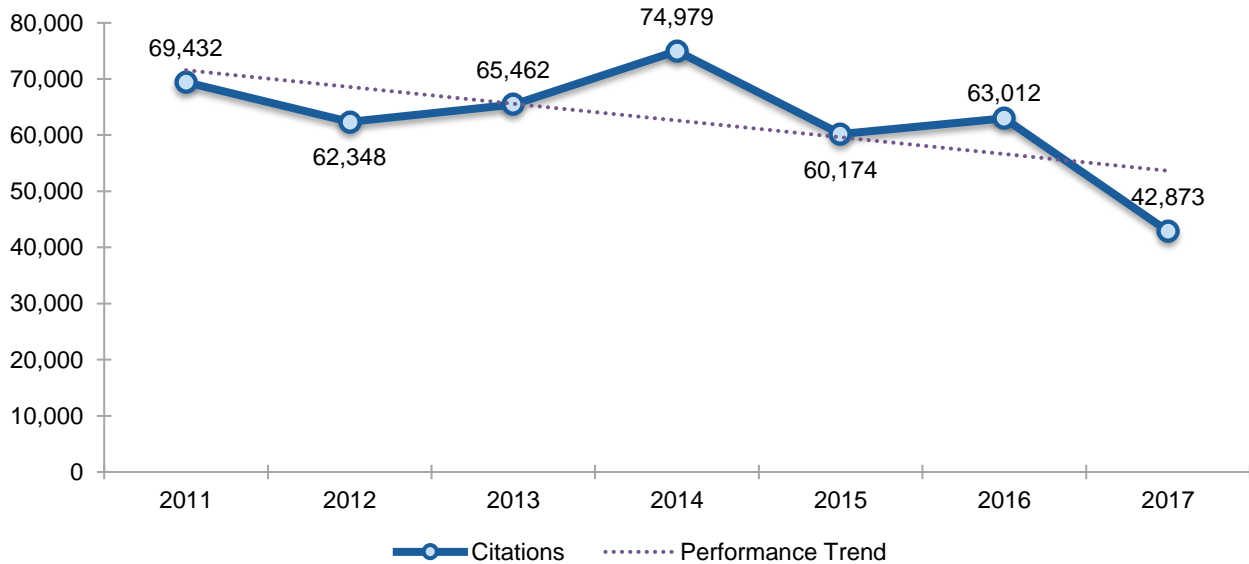
Source: NHTSA STSI/FARS. Accessed November 9, 2017.

Figure 2.13 Observed Seat Belt Use by Vehicle Type



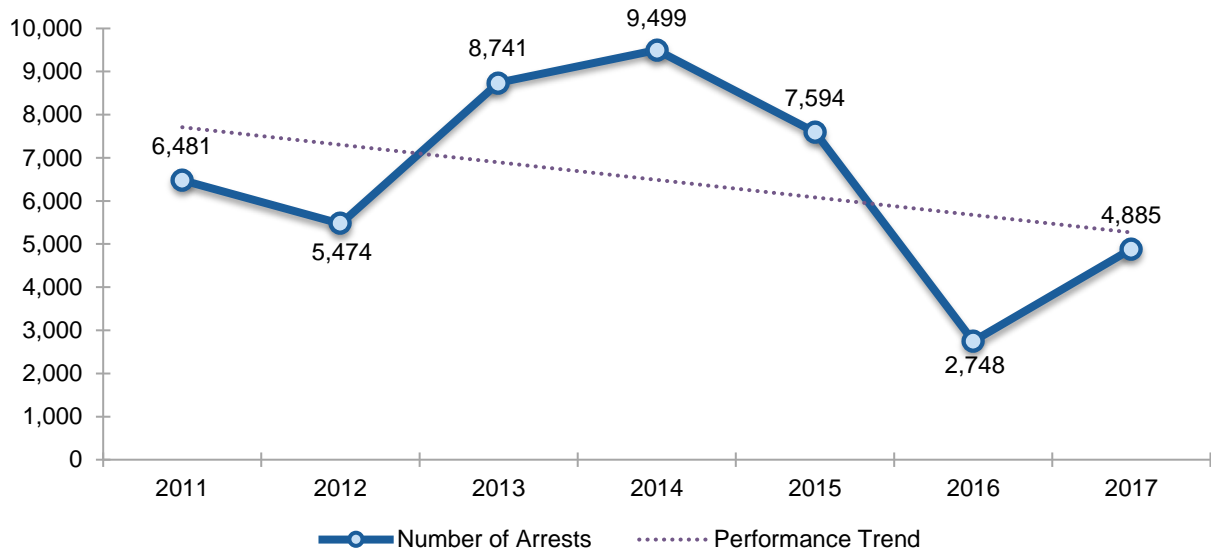
Source: Highway Safety Research Group at Louisiana State University. Accessed November 9, 2017.

Figure 2.14 Number of Seat Belt Citations Issued During Grant-Funded Enforcement Activities



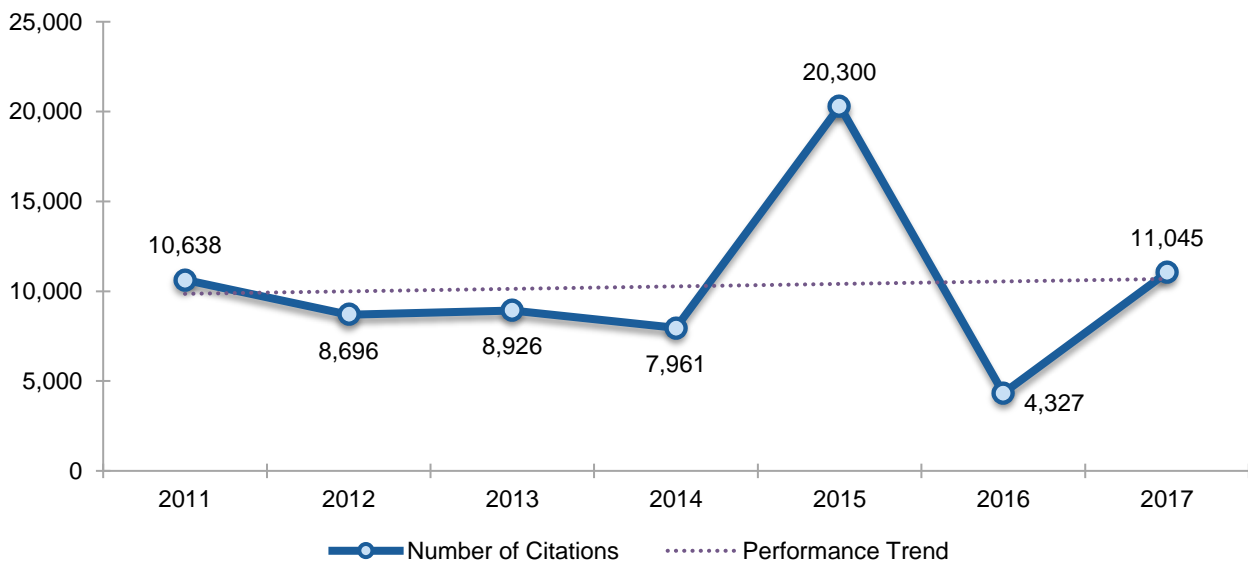
Source: Highway Safety Research Group at Louisiana State University. Accessed December 18, 2017.

Figure 2.15 Number of Impaired Driving Arrests Made During Grant-Funded Enforcement Activities



Source: Highway Safety Research Group at Louisiana State University. Accessed December 18, 2017.

Figure 2.16 Number of Speeding Citations Issued During Grant-Funded Enforcement Activities



Source: Highway Safety Research Group at Louisiana State University. Accessed December 18, 2017.

3.0 Statewide Targets and Results

3.1 FFY 2017 Targets

Louisiana's progress in meeting the ten core performance measures and one behavioral measure is shown in Tables 3.1 and 3.2. These performance measures, developed by NHTSA and the GHSA, are documented in the publication: DOT HS 811 025. The performance targets for the FFY 2016 and 2017 HSP are shown in the column titled "Target".

Table 3.1 Progress in Meeting FFY 2017 Performance Targets

| Core Performance Measure | Actual | | | | | | Target | |
|--|--------|-------|-------|-------|-------|-------|----------|----------|
| | 2011 | 2012 | 2013 | 2014 | 2015 | 2016 | 2016 HSP | 2017 HSP |
| Traffic Fatalities | 680 | 723 | 703 | 740 | 752 | 757 | 639 | 649 |
| Serious Injuries ¹ | 1,416 | 1,395 | 1,330 | 1,348 | 1,388 | 1,402 | 12,528 | 12,214 |
| Fatality rate per 100 Million VMT | 1.460 | 1.540 | 1.470 | 1.530 | 1.560 | 1.540 | 1.250 | 1.150 |
| Unrestrained Passenger Vehicle Occupant Fatalities | 270 | 240 | 248 | 284 | 262 | 225 | 202 | 172 |
| Alcohol-Impaired Driving Fatalities (≥ 0.08 BAC) | 219 | 235 | 232 | 247 | 250 | 225 | 174 | 158 |
| Speeding-Related Fatalities | 214 | 211 | 193 | 204 | 171 | 173 | 181 | 181 |
| Motorcycle Fatalities | 80 | 78 | 86 | 83 | 91 | 94 | 77 | 76 |
| Unhelmeted Motorcyclist Fatalities | 14 | 4 | 18 | 10 | 12 | 11 | 12 | 7 |
| Drivers Age 15 to 20 Involved in Fatal Crashes | 93 | 99 | 83 | 80 | 79 | 97 | 65 | 53 |
| Pedestrian Fatalities | 90 | 119 | 97 | 105 | 106 | 127 | 92 | 96 |
| Bicyclist Fatalities | 18 | 24 | 14 | 13 | 34 | 22 | 13 | 14 |

Source: NHTSA STSI/FARS; Highway Safety Research Group at Louisiana State University. Accessed November 14, 2017.

¹ As of 2016, the definition of "Serious Injury" changed for Louisiana.

Table 3.2 Progress in Observed Seat Belt Use Rate

| Behavioral Measure | 2011 | 2012 | 2013 | 2014 | 2015 | 2016 | 2017 |
|----------------------------------|-------|-------|-------|-------|-------|-------|-------|
| Statewide Observed Seat belt Use | 78.0% | 79.0% | 83.0% | 84.0% | 86.0% | 88.0% | 87.1% |
| Target | 78.0% | 77.9% | 79.7% | 81.3% | 84.5% | 86.1% | 87.6% |

Source: NHTSA STSI/FARS. Accessed November 9, 2017.

The Highway Safety Plan also includes projects to improve the quality of Louisiana's traffic records systems. Table 3.3 show the progress made from 2015 to 2017.

Table 3.3 LACRASH Achievements

| | 2015 | 2016 | 2017 |
|--|----------------|-------------|-------------|
| Completeness | Percent | | |
| Driver Information - License Number | 99% | 98% | 99% |
| Driver Information - Name | 100% | 100% | 100% |
| Crash Information - Location/GPS | 96% | 96% | 96% |
| Driver Information - License Class | 97% | 97% | 97% |
| Driver Information - License State | 97% | 97% | 97% |
| Vehicle Information - License Plate | 99% | 99% | 99% |
| Vehicle Information - Registered State | 99% | 99% | 99% |
| Vehicle Information - VIN | 99% | 99% | 99% |
| Timeliness | 2015 | 2016 | 2017 |
| All Crashes (<30 days) | 92% | 95% | 96% |
| All Fatal Crashes (<30 days) | 66% | 63% | 66% |
| Overall Crash Report Results | 2015 | 2016 | 2017 |
| % of Reports Submitted Electronically | 96% | 98% | 99% |
| Average Days to Submit a Report | 11 | 10 | 6 |

Source: Highway Safety Group at Louisiana State University. Accessed December 16, 2017.

4.0 Program Results

Evidence Based Enforcement Program Activities

In FFY 2017, the LHSC continued to support implementation of evidence based enforcement program activities. A significant portion of Louisiana's highway safety grant funds were awarded to law enforcement agencies as noted in the following programmatic areas. The LHSC has policies and procedures in place to ensure enforcement resources are used efficiently and effectively to support the targets of the state's highway safety program. Funding decisions for subsequent years are based on the effectiveness of the implementation and performance of each agency's enforcement project that are summarized in this section. Louisiana incorporates an evidence-based approach in its statewide enforcement program through three components; participants involved, data sources, and continuous monitoring.

All enforcement grantees who applied for FFY 2017 funding were vetted by a diverse group of participants across an array of disciplines as outlined in detail in Section 1 of the FFY 2017 HSP. The participants focused on the selection of evidence-based traffic safety countermeasure proposals and were further enhanced by the program staff at LHSC.

Various data sources were used by LHSC to identify who is overrepresented in crashes as well as when, where, and why crashes are occurring. Data analyses was conducted to identify high-risk populations that may require additional or alternative responses to address traffic safety concerns. All enforcement agencies who received grant funding used a data-driven approach to identify the enforcement issues in their jurisdictions. Data was provided to local law enforcement agencies as part of the statewide problem identification effort. Agencies also used local data for resource allocation and evidence based enforcement to address their jurisdiction's identified problem(s).

To ensure enforcement resources were deployed effectively, law enforcement agencies were directed to implement evidence-based strategies. The LHSC uses the most current version of the NHTSA publication *Countermeasures That Work: A Highway Safety Countermeasure Guide for State Highway Safety Offices* as a guide for approving proposals with evidenced-based enforcement strategies. In FFY 2017, Louisiana used evidence-based strategies and targeted enforcement to address key problem areas such as impaired driving, failure to wear seat belts, and speeding violations. Additional strategies deployed included enforcement during specific times of day when more crashes occur (e.g., nighttime impaired driving checkpoints), and enforcement of high-risk occupant protection populations, such as an additional focus on restraint use of pickup truck occupants during nighttime enforcement activities. High-visibility enforcement, including participation in the national seat belt and impaired driving mobilizations were also conducted. By implementing these and other strategies that research has shown to be effective, efficient use was made of the available resources to help improve safety on Louisiana's roadways.

To ensure these law enforcement projects remained nimble with the ability to adjust to any situation, various tracking mechanisms were utilized to enable program managers and law enforcement managers with quick insights into the progress of each project. Contact with enforcement agencies was maintained through meetings, conferences, grant monitoring sessions, phone calls, and press events. Progress reports were required from each law enforcement agency receiving grant funding to ensure an understanding of the goals and outcomes of each project. These reports included data on the activities conducted, such as the area and times worked and the number of tickets issued. This monthly monitoring allowed for subtle or major

adjustments within each grantee, leaving sufficient time to make adjustments throughout the year if needed to improve traffic safety in Louisiana.

Compilation of Enforcement Activity Results

In FFY 2017, 50 law enforcement agencies participated in the national “Click It or Ticket” campaign and in the “Drive Sober or Get Pulled Over” campaign. Collectively, the NHTSA funded law enforcement activities resulted in:

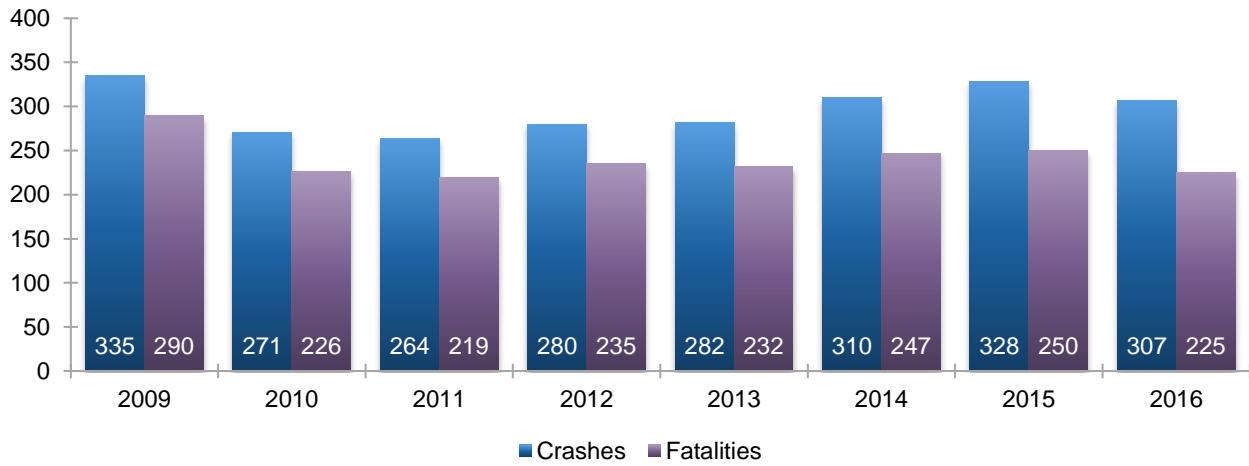
- 52,710 seat belt citations;
- 5,529 impaired driving arrests;
- 11,045 speeding citations;
- 22 new Drug Recognition Expert (DRE) officers trained;
- 169 students trained in Standardized Field Sobriety Test (SFST);
- 284 students trained in Advanced Roadside Impaired Driving Enforcement (ARIDE); and
- 114 DREs certified in the State.

The following subsections of Section 4.0 present pertinent data, performance targets and the programs and projects for each program area addressed in the FFY 2017 Highway Safety Plan. The amounts listed after Budget Expended in each project description do not reflect the final expenditures until the final voucher is submitted and approved.

4.1 Impaired Driving Program

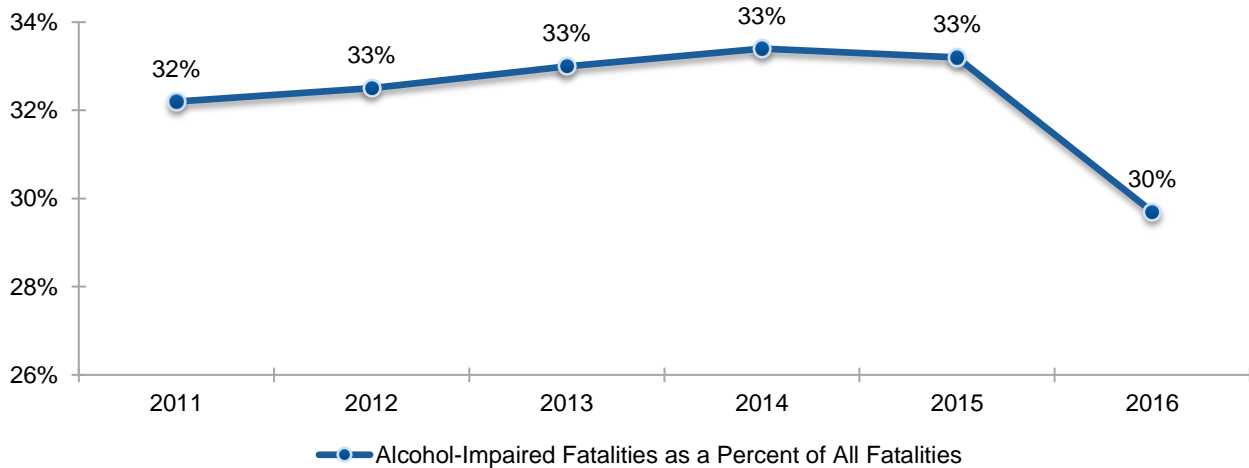
Louisiana’s comprehensive impaired driving program used broad-ranging strategies and actions designed to reduce impaired driving fatalities and injuries. Figure 4.1 shows the changes in alcohol-impaired fatalities and alcohol-related fatal crashes from 2009 to 2016. Alcohol-related fatal crashes reversed an upward trend that started in 2015, while alcohol-impaired fatalities in 2016 were the lowest since 2011. Figure 4.2 shows that the percent of alcohol-impaired fatalities as a percent of all the state’s motor vehicle fatalities in 2016 reached its lowest level over the past 6 year period. In addition, the number of alcohol related fatalities with a blood alcohol concentration (BAC) at or over .08 was the lowest since 2011 as shown in Figure 4.3.

Figure 4.1 Alcohol-Impaired Fatalities and Alcohol-Related Fatal Crashes



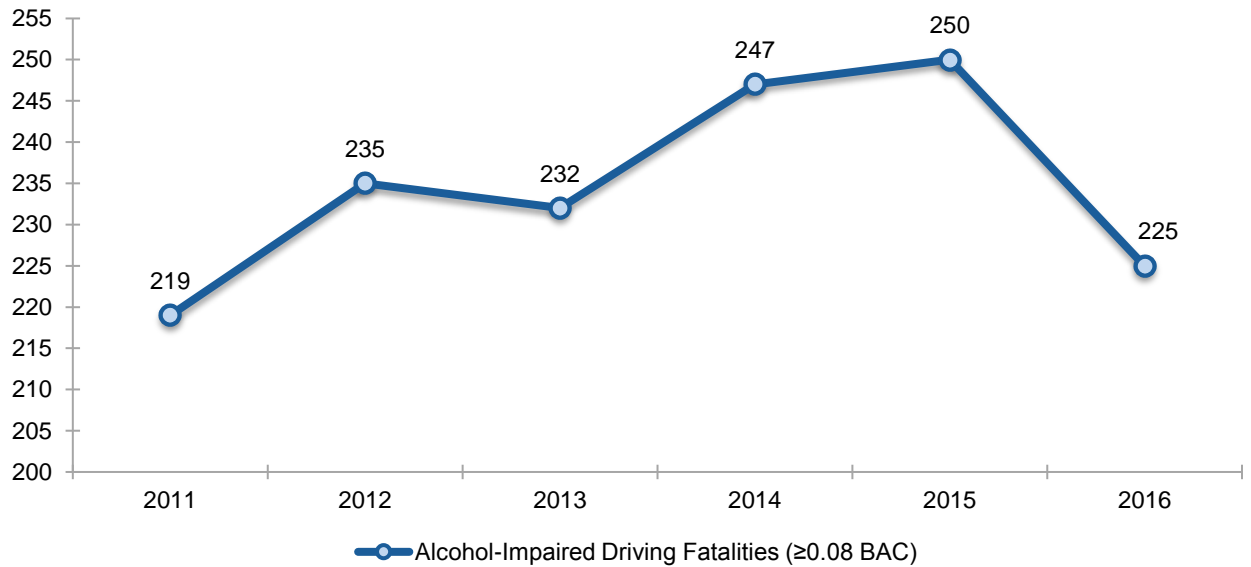
Source: NHTSA STSI/FARS; Highway Safety Research Group at Louisiana State University. Accessed November 14, 2017.

Figure 4.2 Alcohol-Impaired Fatalities as a Percent of All Fatalities



Source: NHTSA STSI/FARS. Accessed November 9, 2017.

Figure 4.3 Alcohol-Impaired Driving Fatalities
(≥ 0.08 BAC)



Source: NHTSA STSI/FARS. Accessed November 9, 2017.

Performance Target

Reduce alcohol-impaired (BAC of 0.08 or above for drivers and motorcyclists) fatalities by 32.3 percent from 233 (2010 to 2014 average) to 158 in 2017.

Programs and Projects

Project Number: 2017-10-10

Project Title: Tangipahoa Reshaping Attitudes for Community Change (TRACC) Coalition

Project Description: The No Refusal impaired driving program was designed to support “No Refusal” sobriety enforcement efforts through the use of certified medical technicians who provided evidence collection (blood draws) when warrants were issued. Certified medical technicians provided 1,295 hours of services which resulted in 21 refusal blood draws, 60 consented blood draws and 148 DWI arrests.

Project Budget/Source: \$54,994.00/Section 154AL

Budget Expended: \$36,308.56

Project Number: 2017-10-11

Project Title: Impaired Driving Policy Specialist

Project Description: The Impaired Driving Policy Specialist assisted LHSC with the implementation of research-based policies, programs, and practices aimed at reducing impaired driving and the number of related fatalities. The Impaired Driving Policy Specialist also assisted in the management of three of the LHSC-funded DWI courts and assisted with the proper operation of these courts. The Impaired Driving Policy Specialist ensured new and existing DWI courts received the training needed to operate successfully. This person also collaborated with the Louisiana Supreme Court in reference to the DWI courts under their management.

Project Budget/Source: \$49,000.00/Section 405d Mid

Budget Expended: \$44,475.55

Project Number: 2017-10-13

Project Title: Prosecutor/ Law Enforcement Training Program

Project Description: Through the Louisiana District Attorneys Association (LDAA), the LHSC provided funding for a Traffic Safety Resource Prosecutor (TSRP) to help law enforcement, prosecutors, and judges align their efforts to prosecute DWI cases. LDAA conducted eight impaired driving training courses in 2017, reaching 520 prosecutors, 122 law enforcement officers and 87 other stakeholders in the criminal justice environment. The courses were offered statewide.

Project Budget/Source: \$241,260/Section 405d Mid

Budget Expended: \$241,259.72

Project Number: 2017-10-14

Project Title: DPS Legal Consultant

Project Description: This project provided funds for a DPS legal consultant to assist with DWI efforts and implied consents issues. Project related work comprised of 25 percent of the legal consultant's work time. The legal consultants' primary duties included reviewing all administrative implied consent hearing recalls, disseminating information about why a license suspension was over-turned and corrective actions to prevent future occurrences.

Project Budget/Source: \$25,000.00/Section 154AL

Budget Expended: \$18,711.00

Project Number: 2017-10-15

Project Title: Louisiana Impaired Driving Assessment Coordinator

Project Description: The Impaired Driving Assessment Coordinator implemented the priority recommendations of the 2009 and 2013 Impaired Driving Assessment Report, and included activities to address the enforcement and adjudication of laws regarding driving while impaired. The contractor worked in conjunction with the many agencies throughout Louisiana who share a similar mission.

Project Budget/Source: \$49,900/Section 405d Mid

Budget Expended: \$49,611.32

Project Number: 2017-10-16

Project Title: No Refusal Blood Draw Program – Acadian Ambulance

Project Description: This contract was not executed.

Project Budget/Source: \$25,000.00/Section 405d Mid

Budget Expended: \$0

Project Number: 2017-10-17

Project Title: Mothers Against Drunk Driving – Court Monitoring

Project Description: This program monitored DWI cases throughout the prosecution process in several court jurisdictions. Courts in Baton Rouge City and the 19th Judicial District Courts in East Baton Rouge Parish were monitored on a weekly basis. In addition, courts in Orleans, Ascension, Livingston, Tangipahoa, Iberville, West Baton Rouge, Bossier, Caddo, Ouachita, Rapides, Natchitoches, and Lincoln parishes were randomly monitored. Court Monitors visited assigned courts/logged into court docket databases, observed DWI cases, collected pertinent data, entered case information into the court monitoring database, trained and supervised program volunteers, managed monitor “watchdog” calls, and compiled reports on specific data elements as requested. MADD monitored 6,657 impaired driving cases in FFY 2017.

Project Budget/Source: \$181,100.00/Section 405d Mid

Budget Expended: \$164,175.52

Project Number: 2017-10-18

Project Title: Judicial Outreach Liaison

Project Description: The Judicial Outreach Liaison position was not filled during 2017.

Project Budget/Source: \$100,000/Section 154AL

Budget Expended: \$0

Project Number: 2017-10-19

Project Title: Forensic Analysis of DWI Cases- North Louisiana Criminalistics Laboratory

Project Description: The North Louisiana Crime Lab project funds a full-time Forensic Analyst at 100 percent. The Forensic Analyst is Master of Science level toxicologist position. The Forensic Analyst aids in increasing forensic support to law enforcement partners in communities across 29 parishes in northern Louisiana. The position is dedicated 100 percent to traffic safety and responsible for conducting blood and urine alcohol and drug testing on traffic related crashes and DWI cases. The Forensic Analyst processed 156 blood specimen collection kits in 2017.

Project Budget/Source: \$68,500.00/Section 154AL

Budget Expended: \$68,500.00

Project Number: 2017-10-20

Project Title: DWI Court Management Program

Project Description: The Supreme Court Drug Court Office (SCDCO) provided oversight, administration (fiscal and programmatic), and monitoring to five Louisiana DWI Courts. All courts are required to adhere to the 10 Guiding Principles for DWI Courts set forth by the National Center for DWI Courts.

Project Budget/Source: \$536,050.00/405d Mid

Budget Expended: \$471,770.60

Project Number: 2017-10-21

Project Title: 14th Judicial District DWI Court

Project Description: The 14th Judicial District DWI Court serves Calcasieu Parish and accepts DWI offenders into a minimum 12 month, or maximum 3 year, treatment program. The court adheres to the 10 Guiding Principles for DWI Courts set forth by the National Center for DWI Courts.

Project Budget/Source: \$52,500.00/Section 405d Mid

Budget Expended: \$38,178.61

Project Number: 2017-10-22

Project Title: 4th Judicial District DWI Court

Project Description: The 4th Judicial District DWI Court serves Ouachita and Morehouse Parishes and accepts third-offense DWI offenders into a minimum 12 month, or maximum 3 year, treatment program. Other DWI offenders may be accepted if it is deemed beneficial to public safety. The court adheres to the 10 Guiding Principles for DWI Courts set forth by the National Center for DWI Courts.

Project Budget/Source: \$52,500.00/Section 405d Mid

Budget Expended: \$52,500.00

Project Number: 2017-10-23

Project Title: Terrebonne Parish DWI Court

Project Description: The 32nd Judicial District DWI Court serves Terrebonne Parish and accepts first offenders and second offenders into a minimum 12 month treatment program. DWI offenders receiving a first DWI are placed into a probation program and the charge is dismissed, but if a second first offense is committed, the offender is then accepted into the DWI court. Other DWI offenders may be accepted if it is deemed beneficial to public safety. The court adheres to the 10 Guiding Principles for DWI Courts set forth by the National Center for DWI Courts.

Project Budget/Source: \$52,500.00/Section 405d Mid

Budget Expended: \$52,500.00

Project Number: 2017-10-24

Project Title: NSU Alcohol Education & Prevention Program

Project Description: This program provided alcohol education, awareness, and prevention programming for Northwestern State University. The project trained students and staff to equip them with skills to identify and combat alcohol issues and prevent impaired driving. This was a peer-to-peer campaign led by the Northwestern State University S.W.A.T. (Students with a Target) team. The target demographic was all incoming freshmen and approximately 500 students were reached through events and awareness campaigns.

Project Budget/Source: \$30,500.00/Section 154AL

Budget Expended: \$1,249.63

Project Number: 2017-10-30

Project Title: Alcohol Beverage Control Juvenile Underage Drinking Enforcement (J.U.D.E.) Task Force

Project Description: The Juvenile Underage Drinking Enforcement (J.U.D.E.) Task Force addressed the problem of underage drinking in an effort to deter impaired driving in East Baton Rouge (EBR) Parish. The Task Force worked to reduce the number of individuals who use, possess, or manufacture fake or fraudulent identifications for entering a bar/lounge, or to purchase, possess and consume alcoholic beverages. The EBR ABC Agents worked 2,497 overtime enforcement hours in 2017, performed 650 compliance checks, made 459 arrests and issued 103 citations while working overtime hours.

Project Budget/Source: \$114,645.00/Section 154AL

Budget Expended: \$93,357.92

Project Number: 2017-10-31

Project Title: Louisiana Cops in Shops Program

Project Description: The Louisiana Office of Alcohol Tobacco Control (ATC) Cops in Shops Project utilized ATC enforcement agents to conduct additional extensive underage alcohol enforcement efforts statewide on an overtime basis. These efforts reduce the incidence of underage alcohol procurement, thereby reducing alcohol-impaired fatalities. The ATC agents worked 4,143 overtime enforcement hours performed 4,255 compliance checks, made 2 arrests, and issued 594 citations.

Project Budget/Source: \$164,076.00/Section 405d Mid

Budget Expended: \$164,075.74

Project Number: 2017-10-32

Project Title: “We’ve Got Your BAC”

Project Description: The Capital Region Transportation Safety Coalition (CRTSC) produced an educational video demonstrating the definition, dangers, and legal consequences of driving while impaired. Several participants, such as a Judge, District Attorney, Coroner, and Human Resources Representative from a local company, were interviewed in an effort to educate the public about the impacts of impaired driving and how their lives, and the community as a whole, could be affected. The educational video was distributed to 162 Drivers Education Schools statewide and posted on the Baton Rouge Metropolitan Planning Organization website.

Project Budget/Source: \$12,100.00/Section 154AL

Budget Expended: \$12,000.00

Project Number: 2016-20-33 (Year 2)

Project Title: Louisiana State Police (LSP) Crime Lab

Project Description: The LSP Crime Lab has seen a significant increase in the request for analysis of synthetic drugs. The negative analysis results in toxicology cases was believed to be a direct result of the use of synthetic drugs which are undetectable using the lab’s then current instruments. In 2015, the lab outsourced the analysis of 50 cases. The TRCC approved this project concept in which the LSP crime lab purchased lab equipment to quantitatively measure amounts of illegal drugs in blood sample of drivers involved in crashes. The basic enzyme-linked immunosorbent assay (ELISA) was validated and implemented into case work in October 2017. The addition of this instrument has reduced blood screens from a two day process for 20 samples to approximately four to six hours. The liquid chromatography-tandem mass spectrometry (LC-MS/MS) is currently being validated to quantify THC and hydroxy-THC (active) metabolite because about 35 percent of the crime lab’s current blood samples are testing positive qualitatively for carboxy-THC metabolite (non-active).

Project Budget/Source: \$357,595.00/Section 405d

Budget Expended: \$327,967.00

Project Number: 2017-10-34

Project Title: DWI Enforcement Training Specialist

Project Description: The contracted Training Specialist assisted LHSC in FY 2017 with additional law enforcement training, including LADRIVING, courtroom testimony, and other impaired driving issues. In 2017, the Training Specialist conducted 31 training sessions for 265 police officers, troopers, and deputies from 21 agencies. At many of these training sessions, city and district prosecutors were in attendance to learn about the electronic arrest files they were going to receive. The Training Specialist also conducted numerous one-on-one training sessions with agency TAC, and law enforcement officers, as well as judicial district court and Probation and Parole

personnel. In addition, three presentations were made to LSU's Highway Safety Research Group personnel, two in New Orleans and Baton Rouge, where law enforcement was also in attendance.

Project Budget/Source: \$49,990.00/Section 154AL

Budget Expended: \$48,540.41/Section 154AL

Project Number: 2017-10-35

Project Title: Travel/Training Funds for Impaired Driving

Project Description: Funds were allocated to send law enforcement and other partners to training and conferences directly related to support planned impaired driving strategies and projects. Each request was submitted to the LHSC and approved by the Executive Director.

Project Budget/Source: \$15,100.00/Section 154AL

Budget Expended: \$1,886.60

Project Number: 2017-10-42

Project Title: LADRIVING DWI Automation Project

Project Description: This project funds an intradepartmental agreement with DPS Information Technology Section to provide implementation, oversight, and supervision of the Electronic DWI Arrest Report Project (known as LADRIVING).

Project Budget/Source: \$1,595,009.00/Section 154AL

Budget Expended: \$240,561.15

Project Number: 2017-30-80

Project Title: Louisiana State Police (LSP) Crash Reduction Grant

Project Description: The LSP conducted DWI enforcement throughout Louisiana, making 332 impaired driving arrests while working 5,053 hours of overtime impaired driving enforcement. High fatality and injury crash locations, days, times, and vehicle type were a priority for enforcement activities throughout the year based on resources and crash analysis. Enforcement was coupled with Public Information Officers conducting 221 education and outreach activities. The LSP also conducted various training courses that were made available to local law enforcement agencies statewide. The LSP subcontracted with nationally recognized law enforcement training agencies to conduct specific training courses. These training courses included: two SFST Instructor Development Course (36 students), two DRE Certification Courses (22 students), one SFST Certification/Practicum (23

students), nine SFST Training Field Courses (169 students), two ARIDE Course (50 students), and seventeen ARIDE Field Courses (284 students).

Project Budget/Source: \$520,451.00/Section 164AL; \$36,330.00/ Section 402; \$409,608.00/Section 405b

Budget Expended: \$456,201.61/Section 164AL; \$35,922.84/ Section 402; \$323,867.23/Section 405b

Project Number: 2017-30-10 through 2017-30-59

Project Title: Local Law Enforcement

Project Description: Research indicates that high visibility and sustained enforcement continues to be the most effective countermeasure in reducing impaired driving related crashes and fatalities. This project provided 43 funding for DWI overtime enforcement to local police departments and sheriff's offices that were located in the 16 Tier One Alcohol Problem ID Parishes. Participating agencies conducted 395 sobriety checkpoints, and worked 13,598 checkpoint hours and 45,026 saturation patrol hours. This yearlong enforcement corresponded with the national "Drive Sober or Get Pulled Over" campaign and state mobilizations. All law enforcement agencies participated in this targeted overtime enforcement program utilized data to identify areas, and vehicle types (e.g., pickup trucks, motorcycles), of critical need. The local agencies conducted impaired driving checkpoints and/or patrols based on their evidence-based enforcement plan, deployed resources based on crash analysis, and made adjustments throughout the year as needed. Law enforcement agencies that participated in this targeted DWI overtime enforcement program included:

-
- Abbeville Police Department;
 - Alexandria Police Department;
 - Ascension Parish Sheriff's Office;
 - Baton Rouge Police Department;
 - Bogalusa Police Department;
 - Bossier City Police Department;
 - Bossier Parish Sheriff's Office;
 - Caddo Parish Sheriff's Office;
 - Calcasieu Parish Sheriff's Office;
 - E. Baton Rouge Parish Sheriff's Office;
 - Franklinton Police Department;
 - Gonzales Police Department;
 - Greater N.O. Expressway Commission;
 - Hammond Police Department;
 - Houma Police Department;
 - Iberia Parish Sheriff's Office;
 - Jefferson Parish Sheriff's Office ;
 - Kenner Police Department;
 - Killian Police Department;
 - Lafayette Police Department;
 - Lafourche Parish Sheriff's Office;
 - Lake Charles Police Department;
 - Livingston Parish Sheriff's Office;
 - Madisonville Police Department;
 - Mandeville Police Department;
 - Monroe Police Department;
 - Natchitoches Police Department;
 - New Orleans Police Department;
 - Patterson Police Department;
 - Pineville Police Department;
 - Plaquemines Parish Sheriff's Office;
 - Rapides Parish Sheriff's Office;
 - Shreveport Police Department;
 - Slidell Police Department;
 - St. Charles Parish Sheriff's Office;
 - St. Tammany Parish Sheriff's Office;
 - Tangipahoa Parish Sheriff's Office;
 - Terrebonne Parish Sheriff's Office;
 - Thibodaux Police Department;
 - Washington Parish Sheriff's Office;
 - West Baton Rouge Parish Sheriff's Office;
 - W. Monroe Police Department; and
 - Westwego Police Department.
-

Project Budget/Source: \$2,242,737.00/Section 164AL

Budget Expended: \$2,086,092.24

Project Number: 2017-35-01 through 2017-35-66 (Projects numbered sequentially)

Project Title: Special Waves Enforcement – Drive Sober Get Pulled Over

Project Description: LHSC provided subgrants to local police departments and sheriff's offices for high-visibility and sustained enforcement overtime enforcement of traffic safety laws. The agencies provided enforcement in support of impaired driving/riding that was coordinated with the NHTSA/LHSC "Drive Sober or Get Pulled Over" campaigns. Agencies conducted sobriety checkpoints and saturation patrols in support of the National mobilization. Impaired driving activities included enforcement of impaired motorcycle operators.

This project provided grants to a combination of 51 local police departments and sheriff's offices for overtime enforcement of traffic safety laws. Specifically, agencies conducted sobriety checkpoints and saturation patrols in support of the two national "Click It or Ticket" and "Drive Sober or Get Pulled Over" mobilizations. Total enforcement activities for "Drive Sober or Get Pulled Over" resulted in 644 DWI arrests with 12,574 total hours worked by all participating agencies. Law enforcement agencies that participated in the two National mobilizations included:

-
- Albany Police Department;
 - Allen Parish Sheriff's Office;
 - Assumption Parish Sheriff's Office;
 - Beauregard Parish Sheriff's Office;
 - Benton Police Department;
 - Bossier Parish Sheriff's Office;
 - Breaux Bridge Police Department;
 - Chitimacha Tribal Police Department;
 - Crowley Police Department;
 - Denham Springs Police Department;
 - DeQuincy Police Department;
 - DeRidder City Police Department;
 - East Jefferson Levee District Police;
 - French Settlement Police Department;
 - Greater New Orleans Expressway Commission;
 - Greenwood Police Department;
 - Gretna Police Department;
 - Harahan Police Department;
 - Haughton Police Department;
 - Homer Police Department;
 - Iota Police Department;
 - Jean Lafitte Police Department;
 - Jeanerette Police Department;
 - Jennings Police Department;
 - Leonville Police Department;
 - Livingston Police Department;
 - Lockport Police Department;
 - Minden Police Department;
 - New Llano Police Department;
 - Northwestern University;
 - Orleans Levee District Police Department;
 - Plaquemines Parish Sheriff's Office;
 - Port Vincent Police Department;
 - Richland Parish Sheriff's Office;
 - Rosepine Police Department;
 - Sibley Police Department;
 - Springhill Police Department;
 - St. Bernard Parish Sheriff's Office;
 - St. John Parish Sheriff's Office;
 - Union Parish Sheriff's Office;
 - Vidalia Police Department;
 - Village of Choudrant Police Department;
 - Walker Police Department;
 - Webster Parish Sheriff's Office;
 - Welsh Police Department;
 - West Feliciana Parish Sheriff's Office;
 - Winn Parish Sheriff's Office;
 - Winnfield Police Department; and
-

- Jonesboro Police Department;
 - Leesville Police Department;
 - Zachary Police Department.
-

Project Budget/Source: \$220,000.00/164AL

Budget Expended: \$94,795.11

Project Number: 2017-55-10

Project Title: Sudden Impact Comprehensive Statewide Project

Project Description: This was a statewide comprehensive injury prevention program for adolescents to decrease the number of alcohol-impaired traffic fatalities and participating in high-risk behavior that accompanies driving while intoxicated and included information on distracted driving and occupant protection. The program increased knowledge, created positive attitudes and influenced healthy decisions related to driving under the influence of alcohol through a multidisciplinary, multi-tiered approach. The program was a partnership with the Louisiana State Police, the Trauma Team, and Trauma Victims. Program effectiveness was measured through pre- and post-tests. In FFY 2017, 8,738 students attended hospital based and on-site school presentations, 7,797 students viewed Mock Crashes, 3,929 students viewed Mock Trials, and 253 students participated in Senior Sessions.

Project Budget/Source: \$140,000.00/Section 154AL; \$35,000.00/Section 402

Budget Expended: \$125,478.83/Section 154AL; \$24,485.69/Section 402

Project Number: 2017-55-11

Project Title: Ready, Set, DRIVE!

Project Description: The project funded the “Ready, Set, DRIVE!” Teen Driver Safety Program in East Baton Rouge Parish, Livingston Parish, Ascension Parish, and West Baton Rouge Parish. The “Ready, Set, DRIVE!” educational program focused on traffic laws, driver education, and other strategies to teach participants how to recognize, assess and change their risky driving behaviors in an effort to decrease the number of motor vehicle crashes teen drivers experience on our roads. Program effectiveness was measured through pre- and post-tests. In FFY 2017, 1,952 participants attended classroom presentations, 9,923 participants participated in activities conducted with the driving simulator, 10,273 individuals were reached through community outreach events, and 221,604 social media impressions were made through Lexlee’s Kids’ traffic safety social media campaigns.

Project Budget/Source: \$66,375.00/Section 154AL; \$81,125.00/Section 402

Budget Expended: \$53,141.77/Section 154AL; \$64,951.04/Section 402

Project Number: 2017-55-12

Project Title: ThinkFirst for Teens Program

Project Description: ThinkFirst of the ArkLaTex coordinated and implemented 88 ThinkFirst programs (one to two hours) on underage drinking and impaired driving for youth and young adults to reduce the overall number of alcohol-related fatalities and included information on distracted driving and occupant protection. These programs were conducted through schools, colleges/universities, corporate/community traffic safety programs, churches, DWI classes, Juvenile Court, etc., in Northwest Louisiana. In FFY2017, 9,737 students and young adults participated in ThinkFirst and program effectiveness was measured by pre/post-tests.

Project Budget/Source: \$54,750.00/Section 154AL; \$54,750.00/Section 402

Budget Expended: \$54,749.74/Section 154AL; \$54,749.74/Section 402

Project Number: 2017-55-15

Project Title: Social Norms and Marketing Project (SNAP)

Project Description: The Social Norms and Marketing Project combined social norms and social marketing theory to reduce alcohol-impaired fatal traffic fatalities at five high schools in alcohol-impaired Tier 1 parishes in southwest Louisiana. The project evaluation consisted of both process and outcome measures. Pre and post-test shows four out of five students do not engage in alcohol consumption and do not approve of drinking and driving. There were 1,180 pre-test performed to determine social norm perceptions of each participating school and 1,641 high school students reached and 30,283 college students reached through peer to peer campaigns.

Project Budget/Source: \$130,046.00/Section 154AL

Budget Expended: \$97,349.55

Project Number: 2017-55-16

Project Title: Children's Coalition for Northeast Louisiana – Young Driver Program

Project Description: The Children's Coalition for Northeast Louisiana promoted awareness and educate young drivers about the dangers of impaired and distracted driving. The educational component included a driving simulator to create scenarios of high risk driving behavior and encouraged positive modification of driving behavior among the participants. The presentations took place in seven high schools located in Ouachita, Lincoln, and Union Parishes and three colleges – Louisiana Tech University, University of Louisiana – Monroe, and Grambling State University.

Project Budget/Source: \$50,800.00/Section 402

Budget Expended: \$31,982.21

Project Number: 2017-70-02

Project Title: Traffic Safety Diversity Outreach Program

Project Description: The program provided outreach to clergy, HBCU campuses (Historically Black Colleges and Universities), and high schools in an effort to reduce the number of serious injury and fatal crashes specific to impaired driving, occupant protection, and distracted driving. Educational materials promoting traffic safety was distributed at a diversity forum held on an HBCU Campus in East Baton Rouge Parish, press events for major activities were held at the Essence Festival, and a traffic safety program was established on a HBCU campus in East Baton Rouge Parish. These efforts were sustained throughout the project period and coordinated with LHSC and NHTSA during national campaigns.

Project Budget/Source: \$97,447.00/Section 402

Budget Expended: \$30,143.13

Project Number: 2017-80-01

Project Title: Paid Media for Impaired Driving

Project Description: This contract was not executed.

Project Budget/Source: \$1,007,319.00/Section 405d Mid

Budget Expended: \$0

Project Number: 2017-80-03

Project Title: LHSC Public Relations

Project Description: LHSC contracted with a Public Relations firm to provide press releases, opinion editorials, press event coordination, and overall support of the earned and paid media and the national mobilizations on Impaired Driving, Occupant Protection, and the topics of the National Priority Safety Programs. Message recognition was measured through attitudinal surveys.

Project Budget/Source: \$49,500.00/Section 402

Budget Expended: \$49,500.00

4.2 Occupant Protection Program

Louisiana’s seat belt use reached a historic high of 87.8 percent in 2016 and the state maintained a rate over 87 percent again in 2017. The LHSC provided leadership, training, and technical assistance to other state and law enforcement agencies, and local occupant protection projects to deliver the maximum impact and likelihood for increasing restraint use. Table 4.1 shows observed seat belt usage by region from 2011 through 2017.

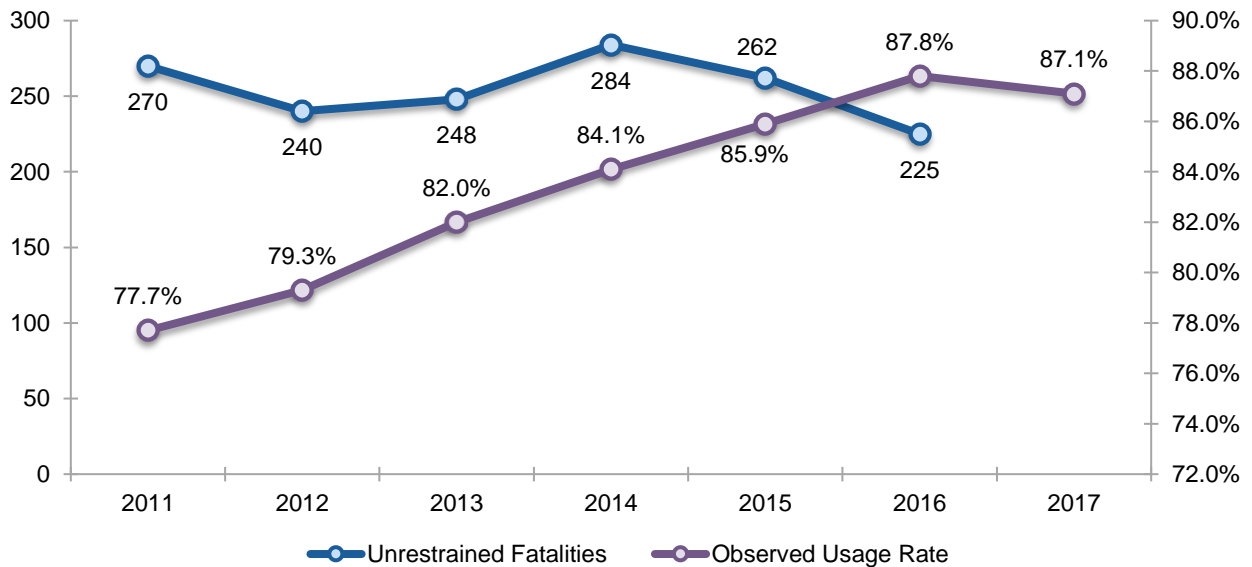
Table 4.1 Adult Observed Seat Belt Usage, All Vehicles and All Locations

| Region | 2011 | 2012 | 2013 | 2014 | 2015 | 2016 | 2017 |
|-----------------|-------|-------|-------|-------|-------|-------|-------|
| 1- New Orleans | 74.9% | 81.2% | 78.1% | 81.0% | 82.4% | 86.6% | 90.3% |
| 2- Baton Rouge | 78.5% | 73.5% | 62.7% | 84.4% | 83.0% | 84.0% | 85.1% |
| 3- Houma | 79.6% | 80.4% | 85.5% | 87.7% | 91.2% | 91.6% | 88.0% |
| 4- Lafayette | 80.5% | 83.7% | 81.7% | 85.0% | 82.5% | 86.4% | 86.3% |
| 5- Lake Charles | 74.8% | 85.6% | 91.0% | 89.9% | 85.6% | 91.7% | 92.2% |
| 6- Alexandria | 74.8% | 72.8% | 83.4% | 70.9% | 87.3% | 80.8% | 82.7% |
| 7- Shreveport | 78.2% | 79.8% | 83.6% | 87.9% | 89.4% | 91.1% | 85.8% |
| 8- Monroe | 77.8% | 62.5% | 81.0% | 74.8% | 84.2% | 83.2% | 87.1% |
| Louisiana | 77.7% | 79.3% | 82.5% | 84.1% | 85.9% | 87.8% | 87.1% |

Source: Highway Safety Research Group at Louisiana State University. Accessed November 14, 2017.

Figure 4.4 shows the correlation between observed seat belt use and unrestrained fatalities. In 2016, unrestrained fatalities reached the lowest level in the last six years while seat belt use reached 88 percent for the first time.

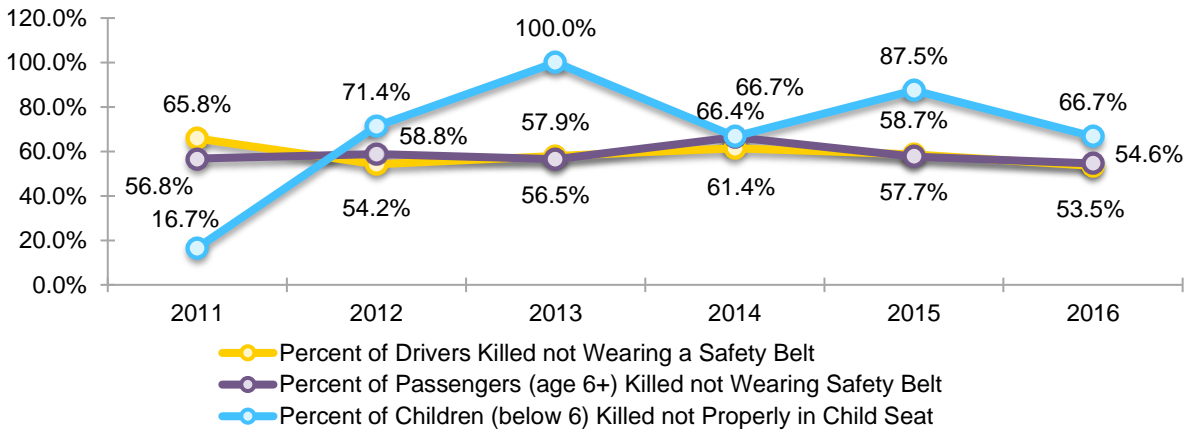
Figure 4.4 Observed Seat Belt Use and Unrestrained Fatalities



Source: NHTSA STSI/FARS. Accessed November 9, 2017.

Figure 4.5 shows the percent of unrestrained fatalities since 2011 for drivers, passengers over 6 years of age, and children under six years old.

Figure 4.5 Percent of Unrestrained Fatalities: Drivers, Passengers Age 6+, and Children Under 6



Source: Highway Safety Research Group at Louisiana State University. Accessed November 14, 2017.

Performance Targets

- Reduce unrestrained passenger fatalities by 33.2 percent from 257 (2012 to 2014 average) to 172 in 2017.
- Increase observed seat belt use of front seat outboard occupants in passenger vehicles 1.7 percentage points from 85.9 percent in 2015 to 87.6 percent in 2017.

Programs and Projects

Project Number: 2017-20-10

Project Title: LHSC Occupant Protection Survey

Project Description: Statewide observational surveys were conducted to determine adult seat belt usage including a nighttime observational survey. Funds were provided for the personnel, materials, administrative and logistical support to complete these surveys. Upon completion of the data collection, the selected vendor entered, tabulated, and processed the data and developed a final report of the surveys. The vendor for this project was selected through a competitive Request for Proposal process.

Project Budget/Source: \$357,954.00/Section 405b Low

Budget Expended: \$357,954.00

Project Number: 2017-20-11

Project Title: Louisiana Passenger Safety Task Force

Project Description: The Interim LSU Hospital maintained the Louisiana Passenger Safety Task Force (LPSTF), which provided a centralized resource for all OP/CPS activities and education, maintained a database of all Louisiana CPS technicians, promoted recertification of technicians, conducted quarterly regional meetings, provided five Standardized CPS Instructor/Technician Courses, and supported certified fitting stations in each region. Over 6,200 children were assisted at community fitting stations. Those children are now properly restrained while transported in a motor vehicle. This year, more than 1,100 seats were checked at CPS events. University Medical Center New Orleans and Louisiana Sonic Franchises partnered to sell 2017 “Tot Calendars.” 100 percent of the proceeds from the calendar sales benefitted Louisiana families in need and allowed for the purchase of 765 child safety seats. Seats were distributed in 9 regions of the State during National Child Passenger Safety Week. During the 2016-17 school year, UMC hosted the STOP program that reached 2,098 elementary school students.

Project Budget/Source: \$200,000.00/Section 402

Budget Expended: \$185,760.69

Project Number: 2017-20-12

Project Title: Hispanic Occupant Protection Outreach

Project Description: The Hispanic Committee of the South (HSC) conducted monthly occupant protection educational campaigns in churches, community centers, and the HSC office to inform parents about child passenger safety laws, distributed Spanish educational materials to Hispanic families. They conducted child safety seat clinics, and continued to promote a “Buckle Up Latino” Campaign using PSAs to increase seat belt usage. The HSC conducted at least 12 main events in FFY 2017 to promote and distribute occupant protection educational materials in Spanish to the Hispanic community but due to unfortunate circumstances the HSC ended their contract with the LHSC in March 2017.

Project Budget/Source: \$58,000.00/Section 405b Low

Budget Expended: \$12,425.15

Project Number: 2017-20-13

Project Title: YMCA Highway Safety Initiative: Hispanic Outreach Occupant Protection Program (New Orleans area)

Project Description: Funds were used to educate the Hispanic population in the Greater New Orleans area to raise awareness of the importance of wearing a seat belt and using child passenger safety restraints. The YMCA accomplishments included raising awareness through community outreach, partnering with the Louisiana Passenger Safety Task Force (LPSTF) and the New Orleans Police Department (NOPD) and hosted two car seat

events in which 26 car seats were distributed, participated in twelve community events to promote occupant protection, and distributed language appropriate materials targeting specific populations (such as young adults, pregnant moms, churches, clinics), etc. This project has built upon their existing services to reach additional clients throughout the year.

Project Budget/Source: \$49,600.00/Section 405b Low

Budget Expended: \$49,599.34

Project Number: 2017-20-14

Project Title: Seat Belt Center

Project Description: Although seat belt usage is increasing in Louisiana, the unrestrained population remains at high-risk for injury and fatality. The Seat Belt Center allowed EMS personnel responding to moderate to severe crashes to identify and target the unrestrained population, primarily African American in Orleans Parish and contacted previously injured persons and provided follow up education and outreach on occupant protection. During the fiscal year, the EMS unit trained three EMS employees as Child Passenger Safety Technicians; distributed 250 child restraints and provided instruction on how to properly utilize them; disseminated over 1500 referrals cards; and coordinated their efforts with local media to ensure citywide coverage of their efforts. Additionally, the EMS unit partnered with the Louisiana State Police and the University Medical Center Trauma Prevention section to host at least bi-weekly (often weekly) inspection/fitting stations at EMS Headquarters.

Project Budget/Source: \$39,400.00/Section 405b Low

Budget Expended: \$25,638.83

Project Number: 2017-20-35

Project Title: Travel/Training Funds for Occupant Protection

Project Description: Funds were allocated to send law enforcement and other partners to training and conferences directly related to support planned occupant protection strategies and projects. Each request was submitted to the LHSC and approved by the Executive Director.

Project Budget/Source: \$15,000.00/Section 402

Budget Expended: \$2,774.49

Project Number: 2017-30-80

Project Title: Louisiana State Police (LSP) Crash Reduction Grant

Project Description: The LSP conducted occupant protection enforcement throughout Louisiana, including conducting four occupant protection checkpoints and issuing 7,606 seat belt and child passenger citations while working 3,935 hours of overtime occupant protection enforcement. Enforcement was coupled with public information officers conducting education and outreach activities. High fatal and injury crash locations, days, times, and vehicle type were a priority for enforcement activities throughout the year based on resources and crash analysis. LSP Public Information Officers conducted 190 occupant protection related outreach events. Presentations were used to inform the public of traffic safety issues. Pre- and post-enforcement efforts and statistics were publicized through print, TV, and/or radio media throughout the duration of the grant.

Project Budget/Source: \$520,451.00/Section 164AL; \$36,330.00/ Section 402; \$409,608.00/Section 405b

Budget Expended: \$456,201.61/Section 164AL; \$35,922.84/ Section 402; \$323,867.23/Section 405b

Project Number: 2017-30-10 through 2017-30-59

Project Title: Overtime Traffic Safety Enforcement – Local Law Enforcement

Project Description: Local law enforcement agencies conducted overtime enforcement of traffic safety laws using checkpoints and saturation patrols throughout FFY 2017 and during state and national enforcement periods. All overtime enforcement programs were data driven to reduce the number of alcohol-impaired fatalities, unrestrained fatalities, and speeding fatalities in the areas most at risk. In 2017, 43 law enforcement agencies participated in this program across Louisiana.

Research shows that high visibility and sustained enforcement continues to be the most effective countermeasure in increasing seat belt usage. This project provided funding to 44 local police departments and sheriff's offices for occupant protection overtime enforcement. All law enforcement agencies participating in this targeted occupant protection overtime enforcement program utilized data to identify areas, and vehicle types (e.g., pickup trucks, motorcycles), of critical need and focused on areas with known lower seat belt usage. Agencies deployed resources based on crash analysis and made adjustments throughout the year as needed. Participating agencies conducted checkpoints, saturation patrols, and yearlong enforcement to correspond with the national "Click It or Ticket" campaign and state mobilizations. Law enforcement agencies worked 38,584 hours of saturation patrol and 5,890 hours at seat belt checkpoints, issuing 49,787 adult seat belt citations and 2,923 child passenger seat citations. Law enforcement agencies that participated in this targeted occupant protection overtime enforcement program included:

-
- Abbeville Police Department;
 - Alexandria Police Department;
 - Ascension Parish Sheriff's Office;
 - Baton Rouge Police Department;
 - Bogalusa Police Department;
 - Bossier City Police Department;
 - Livingston Parish Sheriff's Office;
 - Madisonville Police Department;
 - Mandeville Police Department;
 - Monroe Police Department;
 - Natchitoches Police Department;
 - New Orleans Police Department;
-

- Bossier Parish Sheriff's Office;
- Caddo Parish Sheriff's Office;
- Calcasieu Parish Sheriff's Office;
- E. Baton Rouge Parish Sheriff's Office;
- Franklinton Police Department;
- Gonzales Police Department;
- Greater N.O. Expressway Commission;
- Hammond Police Department;
- Houma Police Department;
- Iberia Parish Sheriff's Office;
- Jefferson Parish Sheriff's Office;
- Kenner Police Department;
- Killian Police Department;
- Lafayette Police Department;
- Lafourche Parish Sheriff's Office;
- Lake Charles Police Department;
- Patterson Police Department;
- Pineville Police Department;
- Plaquemines Parish Sheriff's Office;
- Rapides Parish Sheriff's Office;
- Shreveport Police Department;
- Slidell Police Department;
- St. Charles Parish Sheriff's Office;
- St. Tammany Parish Sheriff's Office;
- Tangipahoa Parish Sheriff's Office;
- Terrebonne Parish Sheriff's Office;
- Thibodaux Police Department;
- Washington Parish Sheriff's Office;
- West Baton Rouge Parish Sheriff's Office;
- W. Monroe Police Department; and
- Westwego Police Department.

Project Budget/Source: \$2,524,424.00/Section 402

Budget Expended: \$1,245,540.29

Project Number: 2017-35-01 through 2017-35-66 (Projects were numbered sequentially)

Project Title: Special Waves Enforcement (“Click It or Ticket” /”Buckle Up in Your Truck”)

Project Description: These project provided grants to local police departments and sheriff's offices for overtime enforcement of traffic safety laws. Specifically, agencies conducted sobriety checkpoints and saturation patrols in support of the two national “Click It or Ticket” and “Drive Sober or Get Pulled Over” mobilizations. In 2017, 51 local law enforcement agencies participated in this project. Total enforcement activities for “Click It or Ticket” resulted in 9,837 safety belt citations and 9,880 enforcement hours by all participating agencies. Law enforcement agencies that participated in the two national mobilizations included:

- Albany Police Department;
- Allen Parish Sheriff's Office;
- Assumption Parish Sheriff's Office;
- Beauregard Parish Sheriff's Office;
- Benton Police Department;
- Bossier Parish Sheriff's Office;
- Breaux Bridge Police Department;
- Chitimacha Tribal Police Department;
- Crowley Police Department;
- Denham Springs Police Department;
- DeQuincy Police Department;
- DeRidder City Police Department;
- East Jefferson Levee District Police;
- Leonville Police Department;
- Livingston Police Department;
- Lockport Police Department;
- Minden Police Department;
- New Llano Police Department;
- Northwestern University;
- Orleans Levee District Police Department;
- Plaquemines Parish Sheriff's Office;
- Port Vincent Police Department;
- Richland Parish Sheriff's Office;
- Rosepine Police Department;
- Sibley Police Department;
- Springhill Police Department;

- French Settlement Police Department;
 - Greater New Orleans Expressway Commission;
 - Greenwood Police Department;
 - Gretna Police Department;
 - Harahan Police Department;
 - Haughton Police Department;
 - Homer Police Department;
 - Iota Police Department;
 - Jean Lafitte Police Department;
 - Jeanerette Police Department;
 - Jennings Police Department;
 - Jonesboro Police Department;
 - Leesville Police Department;
 - St. Bernard Parish Sheriff's Office;
 - St. John Parish Sheriff's Office;
 - Union Parish Sheriff's Office;
 - Vidalia Police Department;
 - Village of Choudrant Police Department;
 - Walker Police Department;
 - Webster Parish Sheriff's Office;
 - Welsh Police Department;
 - West Feliciana Parish Sheriff's Office;
 - Winn Parish Sheriff's Office;
 - Winnfield Police Department; and
 - Zachary Police Department.
-

Project Budget/Source: \$210,000.00/Section 405b Low

Budget Expended: \$208,007.53

Project Number: 2017-55-10

Project Title: Sudden Impact Comprehensive Statewide Project

Project Description: This was a statewide comprehensive injury prevention program for adolescents to decrease the number of alcohol-impaired traffic fatalities and participating in high-risk behavior that accompanies driving while intoxicated and included information on distracted driving and occupant protection. The program increased knowledge, created positive attitudes and influenced healthy decisions related to driving under the influence of alcohol through a multidisciplinary, multi-tiered approach. The program was a partnership with the Louisiana State Police, the Trauma Team, and Trauma Victims. Program effectiveness was measured through pre- and post-tests. In FFY 2017, 8,738 students attended hospital based and on-site school presentations, 7,797 students viewed Mock Crashes, 3,929 students viewed Mock Trials, and 253 students participated in Senior Sessions.

Project Budget/Source: \$140,000/Section 154AL; \$35,000.00/Section 402

Budget Expended: \$125,478.83/Section 154AL; \$24,485.69/Section 402

Project Number: 2017-55-11

Project Title: Ready, Set, DRIVE!

Project Description: The project funded the "Ready, Set, DRIVE!" Teen Driver Safety Program in East Baton Rouge Parish, Livingston Parish, Ascension Parish, and West Baton Rouge Parish. "Ready, Set, DRIVE!" was an educational program that focused on traffic laws, driver education, and other strategies to teach participants how to recognize, assess and change their risky driving behaviors in an effort to decrease the number of motor vehicle crashes teen drivers experience on our roads. Program effectiveness was measured through pre- and post-tests. In FFY 2017, 1,952 participants attended classroom presentations, 9,923 participants participated in

activities conducted with the driving simulator, 10,273 individuals were reached through community outreach events, and 221,604 social media impressions were made through Lexlee's Kids' traffic safety social media campaigns.

Project Budget/Source: \$66,375.00/Section 154AL; \$81,125.00/Section 402

Budget Expended: \$53,141.77 Section 154AL; \$64,951.04/Section 402

Project Number: 2017-55-12

Project Title: ThinkFirst for Teens Program

Project Description: ThinkFirst of the ArkLaTex coordinated and implemented 88 ThinkFirst programs (one to two hours) on underage drinking and impaired driving for youth and young adults to reduce the overall number of alcohol-related fatalities and included information on distracted driving and occupant protection. These programs were conducted through schools, colleges/universities, corporate/community traffic safety programs, churches, DWI classes, Juvenile Court, etc., in Northwest Louisiana. There were 9,737 students and young adults reached in FFY2017 and program effectiveness was measured by pre/post-tests.

Project Budget/Source: \$54,750.00/Section 154AL; \$54,750.00/Section 402

Budget Expended: \$54,749.75/Section 154AL; \$54,749.74/Section 402

Project Number: 2017-55-13

Project Title: Friends of Safety Town

Project Description: This project funded activities to increase occupant protection awareness and usage among children and adults in seven parishes in Northwest Louisiana. Funding was used to purchase educational materials for distribution to participants at the Sheriff's with total attendance of 5,387 participants.

Project Budget/Source: \$12,376.00/Section 402

Budget Expended: \$10,240.60

Project Number: 2017-55-14

Project Title: Tangipahoa Parish Government – TRACC Coalition - BRAKES

Project Description: The local government of Tangipahoa Parish Government worked with the TRACC Coalition to create a safe community with positive attitudes for teen drivers regarding traffic safety. The B.R.A.K.E.S. (Be Responsible and Keep Everyone Safe) Program addressed the problems of occupant protection, distracted

driving, and impaired driving for young drivers. Program effectiveness and knowledge gain was measured by pre- and post-tests.

Project Budget/Source: \$9,000.00/Section 154AL; \$11,000.00/Section 402

Budget Expended: \$14,360.64/Section 402

Project Number: 2017-55-17

Project Title: Rock the Belt

Project Description: Six high schools in Livingston Parish competed to get more students to wear seat belts. Students were exposed to occupant protection PSAs, posters, flyers, participated in occupant safety contests, and contributed to occupant safety social media campaigns. The program measured effectiveness with pre- and post-tests along with observational seat belt surveys. The State has funds and will consider expanding this local project into other areas of the state through the regional safety coalitions if schools want to offer the program. The project and any expansion will be coordinated through LHSC's youth project coordinator to ensure consistency across the program area. In Livingston Parish, every high school that participated in the Rock the Belt Relay saw an increase in seat belt usage through observational surveys conducted on campus. The program also provided occupant protection education to elementary schools within Livingston Parish.

Project Budget/Source: \$42,700/Section 405b Low

Budget Expended: \$16,788.08/Section 405b Low

Project Number: 2017-70-02

Project Title: Traffic Safety Diversity Outreach Program

Project Description: The program provided outreach to clergy, HBCU campuses (Historically Black Colleges and Universities), and high schools in an effort to reduce the number of serious injury and fatal crashes specific to impaired driving, occupant protection, and distracted driving. Educational materials promoting traffic safety was distributed at a diversity forum held on an HBCU Campus in East Baton Rouge Parish, press events for major activities were held at the Essence Festival, and a traffic safety program was established on a HBCU campus in East Baton Rouge Parish. These efforts were sustained throughout the project period and coordinated with LHSC and NHTSA during national campaigns.

Project Budget/Source: \$97,447.00/Section 402

Budget Expended: \$30,143.13

Project Number: 2017-80-01

Project Title: Paid Media for Occupant Protection

Project Description: This contract was not executed.

Project Budget/Source: \$207,300/Section 402

Budget Expended: \$0

Project Number: 2017-80-03

Project Title: LHSC Public Relations

Project Description: LHSC contracted with a Public Relations firm to provide press releases, opinion editorials, press event coordination, and overall support of the earned and paid media and the national mobilizations on Impaired Driving, Occupant Protection, and the topics of the National Priority Safety Programs. Message recognition will be measured through attitudinal surveys.

Project Budget/Source: \$49,500.00/Section 402

Budget Expended: \$49,500.00

4.3 Traffic Records Improvement Program

The LHSC continued to partner with the Traffic Records Coordinating Committee (TRCC) to improve the state's traffic records information systems. In FFY 2017, the TRCC focused on improvements to the EMS/injury surveillance and citation/adjudication systems. Five of the following six performance targets were met or exceeded in FFY 2017:

Performance Targets and Results

- Increase the percentage of EMS patient care reports submitted electronically to the Louisiana Emergency Response Network (LERN), which contains all critical data elements from 81 percent on March 31, 2016 to 83 percent by April 1, 2017. From March 31, 2016 – April 1, 2017, increased to 89.64 percent (46,127 reports out of 51,465) of the EMS patient care reports submitted electronically to the Louisiana Emergency Response Network (LERN), contains all critical data elements.
- Increase the number of EMS providers submitting injury surveillance data electronically to LERN from 28 on March 31, 2016 to 30 agencies by April 1, 2017. The number of EMS providers submitting data electronically to LERN by April 1, 2017 increased to 30 agencies.

- Improve the Timeliness of the Crash system as measured in terms of decrease in the mean number of days from (a) the crash date to (b) the date the crash report is entered into the database from 9.92 days on March 31, 2016 to 8.5, days by April 1, 2017. The median or mean number of days from (a) the crash date to (b) the date the crash report is entered into the database increased to 10.42 days.
- Increase the number of courts submitting data electronically to the Louisiana Supreme Court from 82 on March 15, 2016, to 87 by March 31, 2017. The number of courts submitting electronic data to the Louisiana Supreme Court by March 31, of 2017 increased to 89.
- Add and monitor four new performance measures from one or more of the following data systems: Crash, Driver, Vehicle, Roadway, Citation & Adjudication, Injury Surveillance, and Data Integration by April 1, 2017. Four new performance measures were developed and baseline data is being monitored by the TRCC: 1 for crash location data completeness; 1 for crash location data accuracy; 1 for EMS completeness for 5 critical data elements; and, 1 for driver timeliness, which can be broken down into commercial vs. non-commercial driver data.
- Develop a TRCC management and policy manual for TRCC Members by April 1, 2017. The TRCC Management and Policy Manual was completed by April 1, 2017. This document serves the TRCC as a living document and as such, it will continue to be updated by the TRCC Policy Committee as needed.

Programs and Projects

Project Number: 2017-40-01

Project Title: DPS Data Processing Technical Support

Project Description: Per an intra-agency agreement DPS and now the Office of Technology Services (OTS) provided technical support, salary position (1 FTE) at OTS IT for data programming needs at OTS that link to traffic records or other allowable project uses, for LHSC Traffic Records Projects.

Project Budget/Source: \$60,000/Section 402

Budget Expended: \$60,000.00

Project Number: 2017-40-11

Project Title: Improve Data Accessibility - HSRG

Project Description: Under this project the HSRG employed a TRCC Coordinator who planned, coordinated, and supported TRCC activities, projects, and reporting; a Computer Support Analyst; a Data Quality Research Associate who supported the crash data quality and the LACRASH application; and, a Graduate Assistant to assist with updating the LACRASH User Manual. In addition, the HSRG purchased the Scene PD Pro Software and began utilizing it to develop crash diagram templates for intersections. The TRCC coordinated and hosted four TRCC Executive Committee meetings (November 15, 2016, February 15, 2017, May 9, 2017, and August 23, 2017); and, numerous Working Group and other TRCC related meetings.

Project Budget/Source: \$448,272.99/Section 408; \$102,977.01/Section 405c

Budget Expended: \$448,272.99/Section408; \$24,571.05 Section/405c

Project Number: 2017-40-12

Project Title: Traffic Records Initiatives – LSU Administration of TRCC Contracts

Project Description: This initiative, in the form of an MOU with the Louisiana Center for Transportation Safety, is delayed until FFY 2018.

Title: Assumption Parish Sheriff Electronic Submission of Crash Data (new) - \$6,495.00

Scope: This project will assist the Assumption Parish Sheriff in improving the timeliness, completeness, and accuracy of crash data by submitting data electronically to LSU HSRG utilizing the LACRASH software. Five laptop computers will be purchased for law enforcement officers. The TRCC employs a matrix to determine funding for law enforcement agency equipment which is based upon the average number of (mean) crash reports per year for the last 3 years. Training and technical support in LACRASH use is offered on the software as needed and/or if identified by HSRG's review of completed crash reports. (Timeliness, completeness and accuracy)

NOTE: Purchased the equipment - Expended: \$6,495.00

Title: Vidalia Police Electronic Submission of Crash Data (new) - \$4,150.00

Scope: This project will assist the Vidalia Police in improving the timeliness, completeness, and accuracy of crash data by submitting data electronically to LSU HSRG utilizing the LACRASH software. Five desktop computers will be purchased for law enforcement officers. The TRCC employs a matrix to determine funding for law enforcement agency equipment which is based upon the average number of (mean) crash reports per year for the last 3 years. Training and technical support in LACRASH use is offered on the software as needed and/or if identified by HSRG's review of completed crash reports. (Timeliness, completeness and accuracy)

NOTE: Purchased the equipment - Expended: \$4,146.13

Title: Plaquemine Police Electronic Submission of Crash Data (new) - \$4,750.00

Scope: This project will assist the Plaquemine Police in improving the timeliness, completeness, and accuracy of crash data by submitting data electronically to LSU HSRG utilizing the LACRASH software. Five laptop computers will be purchased for law enforcement officers. The TRCC employs a matrix to determine funding for law enforcement agency equipment which is based upon the average number of (mean) crash reports per year for the last 3 years. Training and technical support in LACRASH use is offered on the software as needed and/or if identified by HSRG's review of completed crash reports. (Timeliness, completeness and accuracy)

NOTE: Purchased the equipment - Expended \$4,750.00

Title: Cottonport Police Electronic Submission of Crash Data (new) - \$1,000.00

Scope: This project will assist the Cottonport Police in improving the timeliness, completeness, and accuracy of crash data by submitting data electronically to LSU HSRG utilizing the LACRASH software. One desktop

computer will be purchased for law enforcement officers. The TRCC employs a matrix to determine funding for law enforcement agency equipment which is based upon the average number of (mean) crash reports per year for the last 3 years. Training and technical support in LACRASH use is offered on the software as needed and/or if identified by HSRG's review of completed crash reports. (Timeliness, completeness and accuracy)

NOTE: Purchased the equipment - Expended: \$973.00

Title: Morgan City Police Electronic Submission of Crash Data (new) - \$7,787.00

Scope: This project will assist the Morgan City Police in improving the timeliness, completeness, and accuracy of crash data by submitting data electronically to LSU HSRG utilizing the LACRASH software. Thirteen laptop computers will be purchased for law enforcement officers. The TRCC employs a matrix to determine funding for law enforcement agency equipment which is based upon the average number of (mean) crash reports per year for the last 3 years. Training and technical support in LACRASH use is offered on the software as needed and/or if identified by HSRG's review of completed crash reports. (Timeliness, completeness and accuracy)

NOTE: Purchased the equipment - Expended: \$7,639.90

Title: LSP CDR Training (new) - \$70,500.00

Scope: Hire Northwestern University Traffic Institute to provide on-site training to police officers from around the state in the use of Crash Data Retrieval (CDR) technology – two classes at \$34,000 each. (Completeness and accuracy)

NOTE: Due to scheduling constraints, did not complete.

Title: Baton Rouge PD Crash Reconstruction - \$62,982.00

Scope: Purchase a Laser Scanner for enhanced traffic crash investigation, particularly with regard to fatal and serious injury crashes. The Trimble TX8 will be purchased which offers improved efficiency and accuracy featuring a high precision scan mode capable of achieving 1mm accuracy, and single scan function for extended range scans in motor vehicle accidents. A typical scan time takes 3 minutes and allows the officer to capture more complete and accurate scene information than conventional methods. The scanner quickly captures only high quality data over its entire range, even in direct sunlight. This reduces law enforcement setup time to capture and complete an accident scene. The scanner provides data for long range scenes with a maximum range of 340 meters.

Through discussions with the TRCC, the Louisiana State Police along with a police trainer have agreed to provide ongoing training to Baton Rouge Police Department officers on proper use of the accident scene scanner. (Completeness and accuracy)

NOTE: Did not complete.

Title: OMV Data Entry (continuation) - \$62,260.00

Scope: Considerable efforts are being made to provide electronic traffic ticket conviction reports to the OMV from the courts, however a backlog of paper reports still remains. The purpose of this project is to sort, research, validate, and scan outstanding traffic tickets conviction data submitted via paper from the courts. The OMV will hire and supervise four part-time OMV staff to process the outstanding paper traffic tickets conviction data. These

employees will work no more than 1,245 hours each before September 30, 2017, at the rate of \$12.00/hour. Total hours worked shall not exceed 4,890. (Timeliness and completeness)

NOTE: Updated a total of 834,980 driver license records Expended: \$48,758.16

Title: LERN Contractor (continuation) - \$49,900.00

Scope: Contract with an individual to recruit and educate ambulance providers in the state to submit electronic injury surveillance data to LERN on a regular basis. This third-party contract or agreement shall be submitted to LHSC for review and approval prior to any work being performed. Coordinate this effort with the Louisiana Rural Ambulance Alliance, who represents the majority of the ambulance providers in the state. Maintain a NEMSIS-compliant database with pertinent crash injury surveillance data obtained from the ambulance providers. (Timeliness, completeness and accuracy)

All proposed projects will be reviewed by the TRCC and LHSC. With approval of both entities, the proposals will be submitted as modification(s) to the HSP and upon NHTSA approval will be contracted and managed by the LTRC Center for Transportation Safety at LSU.

NOTE: Expended: \$33,729.05

Project Budget/Source: \$2,519,273.00/Section 405c

Budget Expended: \$106,491.20

Project Number: 2017-40-13

Project Title: Travel/Training for Traffic Records

Project Description: Funds were allocated for individuals to attend trainings and conferences to support planned traffic records strategies. The number of participants by agency and the training they attended include: DOTD (1) - FARS training; DOTD (2) -TRB; and DOTD (9), DHH (3), LSP (1), LSP Crime Lab (1), Sheriff's Office (1), LPSTF (1), LDAA (1), and OMV(1) to attend the STSIP Conference.

Project Budget/Source: \$30,000.00/Section 405c

Budget Expended: \$22,719.98

Project Number: 2017-40-20

Project Title: Crash Investigation Course

Project Description: The Louisiana State Police managed this project which provided opportunities for local police departments and sheriff's offices who may not have otherwise been able to attend a crash investigation course to attend one of multiple crash investigation courses held throughout the state. Three classes were scheduled, but due to flooding one class was cancelled. Seventy students were taught in the two classes offered.

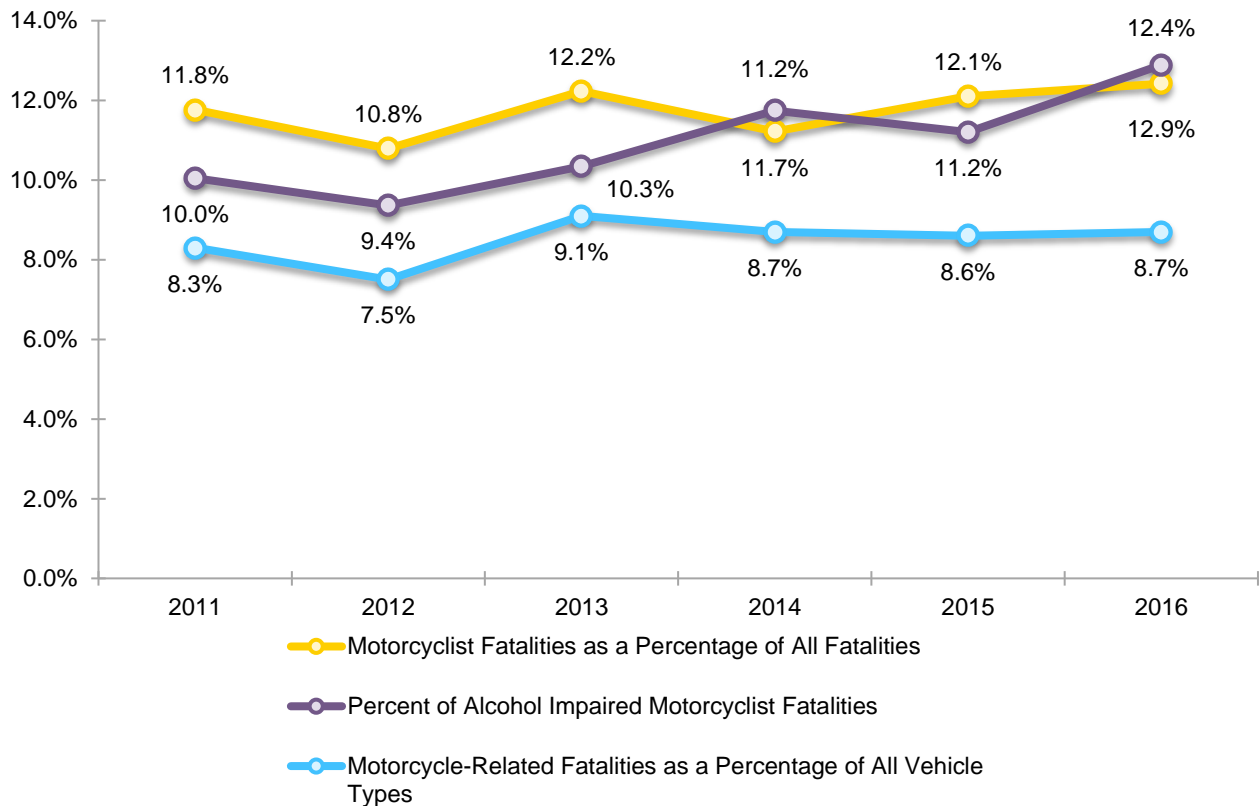
Project Budget/Source: \$205,500/Section 405c

Budget Expended: \$137,000.00

4.4 Motorcycle Safety Program

In FFY 2017, LHSC focused on reducing the overall number of motorcyclist¹ fatalities, as well as the number of motorcyclist fatalities that were alcohol-impaired (BAC of 0.08 or above) or not wearing a helmet. Figure 4.6 shows motorcyclist fatalities as a percent of all motor vehicle fatalities, the percent of motorcyclist fatalities that were alcohol-impaired and the percent of motorcyclist fatalities that were single vehicle crashes.

Figure 4.6 Motorcyclist Fatalities as a Percent of Total Fatalities, Alcohol-Impaired Fatalities, and Single Vehicle Fatalities



Source: NHTSA STSI/FARS. Accessed November 14, 2017.

Performance Targets

- Reduce motorcyclist fatalities by 5.5 percent from 80 (2012 to 2014 average) to 76 in 2017.

¹ NHTSA and the LHSC use the term motorcyclist to refer to both the motorcycle operator and motorcycle passenger.

- Reduce unhelmeted motorcyclist fatalities by 39.3 percent from 11 (2010 to 2014 average) to 7 in 2017.
- Reduce alcohol-impaired (BAC of 0.08 or above for drivers and motorcyclists) fatalities by 32.3 percent from 233 (2010 to 2014 average) to 158 in 2017.

Programs and Projects

Project Number: 2017-50-11

Project Title: Motorcycle Awareness Campaign

Project Description: This contract was not executed in FFY 2017.

Project Budget/Source: \$48,000.00/Section 405f

Budget Expended: \$0

Project Number: 2017-50-12

Project Title: Motorcycle Awareness Public Information and Education Project

Project Description: This contract was not executed in FFY 2017.

Project Budget/Source: \$42,600.00/Section 405f

Budget Expended: \$0

4.5 Police Traffic Services Program

In FFY 2017, funding for Police Traffic Services (PTS) supported overtime enforcement related to occupant protection, speeding, and alcohol-impaired driving. Data from the Highway Safety Research Group at LSU reveal very few fatal or injury crashes include a violation for “over safe speed limit” or “over stated speed limit”. The majority of violations reported in injury (16 percent) and fatal (16 percent) crashes in 2017, however, are for “careless driving”. Careless driving is defined by LRS 32:58 as: “Any person operating a motor vehicle on the public roads of this State shall drive in a careful and prudent manner, so as not to endanger the life, limb, or property of any person. Failure to drive in such a manner shall constitute careless operation.” This statute may be interpreted by law enforcement to include speeding.

Performance Targets

- Reduce speeding-related fatalities by 14.7 percent from 212 (2010 to 2014 average) to 181 in 2017.

- Reduce alcohol-impaired (BAC of 0.08 or above for drivers and motorcyclists) fatalities by 32.3 percent from 233 (2010 to 2014 average) to 158 in 2017.
- Reduce unrestrained passenger fatalities by 33.2 percent from 257 (2012 to 2014 average) to 172 in 2017.

Programs and Projects

Project Number: 2017-30-09

Project Title: Traffic Safety Consultant

Project Description: The Traffic Safety Consultant, was responsible for providing expert opinions of traffic safety issues, as well as maintain a database of traffic enforcement activities that was used in completing the NHTSA required tracking system.

Project Budget/Source: \$41,150.00/Section 402

Budget Expended: \$40,147.53

Project Number: 2017-30-10 through 2017-30-59

Project Title: Overtime Traffic Safety Enforcement – Local Law Enforcement

Project Description: LHSC provided funding to local police departments and sheriff's offices for high-visibility and sustained overtime enforcement of traffic safety laws. Each agency provided enforcement which coordinated with the annual campaigns as appropriate, in addition to other identified state enforcement waves. All law enforcement agencies that participated in this targeted overtime enforcement program utilized data to identify areas of critical needs. The local agencies conducted patrols based on their evidence-based enforcement plan, deployed resources based on crash analysis, and make adjustments throughout the year as needed.

Participating agencies conducted checkpoints, saturation patrols, and yearlong enforcement to correspond with the two national "Click It or Ticket" and "Drive Sober or Get Pulled Over" and state mobilizations. Law enforcement agencies worked 38,584 hours of occupant protection saturation patrols and 5,890 hours at seatbelt checkpoints, issuing 49,787 adult seat belt citations and 2,923 child passenger seat citations, worked 45,026 impaired driving saturation patrol hours, conducted 395 sobriety checkpoints, and worked 13,598 checkpoint hours. Agencies deployed resources based on crash analysis and made adjustments throughout the year as needed. Forty-three law enforcement agencies participated in this targeted overtime enforcement program including:

-
- | | |
|--------------------------------------|---------------------------------------|
| • Abbeville Police Department; | • Livingston Parish Sheriff's Office; |
| • Alexandria Police Department; | • Madisonville Police Department; |
| • Ascension Parish Sheriff's Office; | • Mandeville Police Department; |
| • Baton Rouge Police Department; | • Monroe Police Department; |
| • Bogalusa Police Department; | • Natchitoches Police Department; |
| • Bossier City Police Department; | • New Orleans Police Department; |
| • Bossier Parish Sheriff's Office; | • Patterson Police Department; |
-

-
- Caddo Parish Sheriff's Office;
 - Calcasieu Parish Sheriff's Office;
 - E. Baton Rouge Parish Sheriff's Office;
 - Franklinton Police Department;
 - Gonzales Police Department;
 - Greater N.O. Expressway Commission;
 - Hammond Police Department;
 - Houma Police Department;
 - Iberia Parish Sheriff's Office;
 - Jefferson Parish Sheriff's Office;
 - Kenner Police Department;
 - Killian Police Department;
 - Lafayette Police Department;
 - Lafourche Parish Sheriff's Office;
 - Lake Charles Police Department;
 - Pineville Police Department;
 - Plaquemines Parish Sheriff's Office;
 - Rapides Parish Sheriff's Office;
 - Shreveport Police Department;
 - Slidell Police Department;
 - St. Charles Parish Sheriff's Office;
 - St. Tammany Parish Sheriff's Office;
 - Tangipahoa Parish Sheriff's Office;
 - Terrebonne Parish Sheriff's Office;
 - Thibodaux Police Department;
 - Washington Parish Sheriff's Office;
 - West Baton Rouge Parish Sheriff's Office;
 - W. Monroe Police Department; and
 - Westwego Police Department.
-

Project Budget/Source: \$1,560,150.00/Section 402; \$2,426,516.00/Section 164AL

Budget Expended: \$1,243,501.88/Section 402; \$2,170,778.72/Section 164AL

Project Number: 2017-30-80

Project Title: Louisiana State Police (LSP) Crash Reduction Grant

Project Description: The LSP conducted DWI, occupant protection, and speed enforcement throughout Louisiana. The LSP worked 8,573 hours of overtime occupant protection enforcement and 3,338 hours of overtime impaired driving enforcement. High fatal and injury crash locations, days, times, and vehicle type were a priority for enforcement activities throughout the year based on resources and crash analysis. During 2017, the LSP conducted four occupant protection checkpoints, issued 15,869 seat belt and child passenger citations, made 364 impaired driving arrests; and issued 2,052 speeding citations.

Enforcement was coupled with public information officers conducting education and outreach activities. LSP Public Information Officers (PIO) conducted 267 occupant protection related and 251 impaired driving related outreach events which included public information presentations. These presentations were used to inform the public of traffic safety issues. Pre- and post-enforcement efforts and statistics were publicized through print, TV, and/or radio media throughout the duration of the grant.

In addition, LSP planned and conducted various training courses that were made available to local law enforcement agencies statewide. The LSP subcontracted with nationally recognized law enforcement training agencies to conduct specific training courses. These training courses included: two SFST Instructor Development Course (41 students), one DRE Certification Courses (20 students), four SFST Certification/Practicum (107 students), seventeen SFST Training Field Courses (177 students), three ARIDE Course (72 students), eighteen ARIDE Field Courses (244 students), and one Radar Instructor Development Course that trained 28 students.

Project Budget/Source: \$520,451.00/Section 164AL; \$36,330.00/Section 402; \$409,608.00/Section 405b

Budget Expended: \$456,201.61/Section 164AL; \$35,922.84/Section 402; \$323,867.23/Section 405b

Project Number: 2017-30-90 and 2017-30-91

Project Title: Police Traffic Safety Contract Program Coordinators – Troops D and I and Troops C and L

Project Description: The Police Traffic Safety Contract Program Coordinators managed PTS grants in the Troop D, Troop I, and Troops C and L areas. Duties included oversight of LELs in their assigned areas, ensuring they performed all LHSC assigned duties; managed law enforcement agency contracts and encouraged them to fulfill requirements of their contracts; processed monthly claims; worked with other agencies in their enforcement efforts; attended and participated in required traffic safety programs, conferences, and meetings; and provided technical assistance to law enforcement agencies so they could effectively participate in all NHTSA/LHSC sponsored traffic safety enforcement mobilization periods and provided required data and documentation.

Project Budget/Source: \$49,900.00 per Contractor/Section 402 (total funding was \$99,800.00)

Budget Expended: \$82,717.21

Project Number: 2017-30-92 through 2017-30-99

Project Title: Law Enforcement Liaison (LEL)

Project Description: LELs assisted all law enforcement agencies in the Troop A, B, C, D, E, F, G, I, and L areas with top priority given to LHSC law enforcement agency subgrantees. The seven LEL's attended national, State, and regional LEL and traffic safety program meetings, as well as monthly SHSP coalition meetings in their assigned geographical area as directed by LHSC; gathered and compiled traffic safety statistics from law enforcement agencies and assisted with analysis of this data; conducted at least two site visits to assigned law enforcement agencies each month to educate the agency on the impaired driving and occupant protection mobilizations and campaigns and other NHTSA/LHSC traffic safety programs; performed contract monitoring as assigned by LHSC management; and promoted No Refusal weekends.

Project Budget/Source: \$49,900.00 per LEL/Section 402 (total funding was \$349,300.00)

Budget Expended: \$260,285.82

Project Number: 2017-35-##

Project Title: Special Waves Overtime Enforcement – Local Law Enforcement

Project Description: This project provided grants to local police departments and sheriff's offices for overtime enforcement of traffic safety laws. Specifically, agencies conducted sobriety checkpoints and saturation patrols in support of the two national "Click It or Ticket" and "Drive Sober or Get Pulled Over" mobilizations. In 2017, 51 local law enforcement agencies participated in this project. Total enforcement activities for "Click It or Ticket" resulted in

9,837 safety belt citations and 9,880 enforcement hours by all participating agencies; “Drive Sober or Get Pulled Over” resulted in 12,574 total hours worked by all participating agencies and 644 DWI arrests. Law enforcement agencies that participated in the two national mobilizations included:

-
- Albany Police Department;
 - Allen Parish Sheriff's Office;
 - Assumption Parish Sheriff's Office;
 - Beauregard Parish Sheriff's Office;
 - Benton Police Department;
 - Bossier Parish Sheriff's Office;
 - Breaux Bridge Police Department;
 - Chitimacha Tribal Police Department;
 - Crowley Police Department;
 - Denham Springs Police Department;
 - DeQuincy Police Department;
 - DeRidder City Police Department;
 - East Jefferson Levee District Police;
 - French Settlement Police Department;
 - Greater New Orleans Expressway Commission;
 - Greenwood Police Department;
 - Gretna Police Department;
 - Harahan Police Department;
 - Haughton Police Department;
 - Homer Police Department;
 - Iota Police Department;
 - Jean Lafitte Police Department;
 - Jeanerette Police Department;
 - Jennings Police Department;
 - Jonesboro Police Department;
 - Leesville Police Department;
 - Leonville Police Department;
 - Livingston Police Department;
 - Lockport Police Department;
 - Minden Police Department;
 - New Llano Police Department;
 - Northwestern University;
 - Orleans Levee District Police Department;
 - Plaquemines Parish Sheriff's Office;
 - Port Vincent Police Department;
 - Richland Parish Sheriff's Office;
 - Rosepine Police Department;
 - Sibley Police Department;
 - Springhill Police Department;
 - St. Bernard Parish Sheriff's Office;
 - St. John Parish Sheriff's Office;
 - Union Parish Sheriff's Office;
 - Vidalia Police Department;
 - Village of Choudrant Police Department;
 - Walker Police Department;
 - Webster Parish Sheriff's Office;
 - Welsh Police Department;
 - West Feliciana Parish Sheriff's Office;
 - Winn Parish Sheriff's Office;
 - Winfield Police Department; and
 - Zachary Police Department.
-

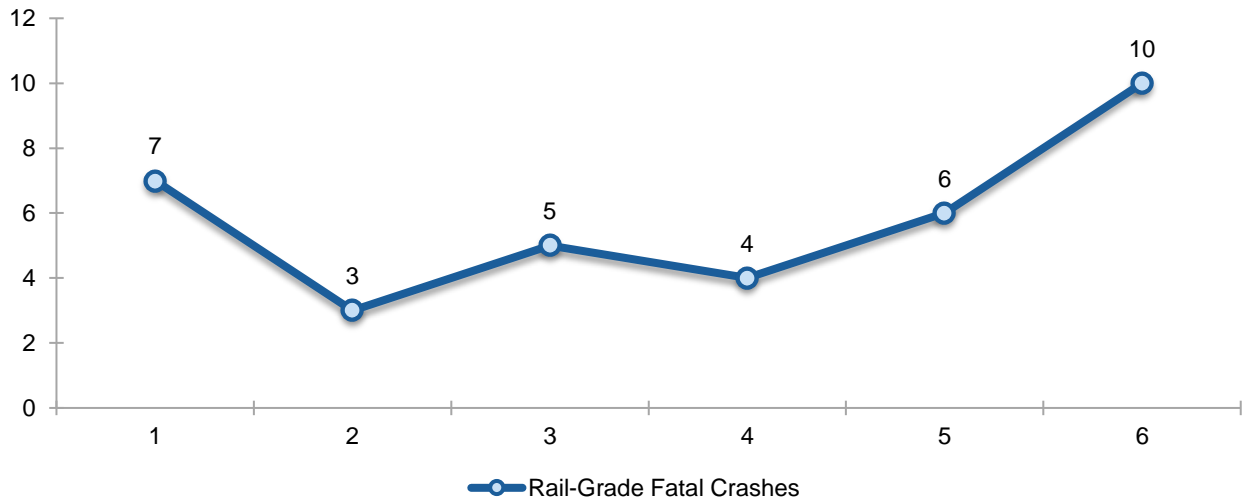
Project Budget/Source: \$220,000.00/Section 164AL and \$210,000.00/Section 405b

Budget Expended: \$2,170,778.72/Section 164AL; \$208,007.53/Section 405b

4.6 Railroad/ Highway Crossings Program

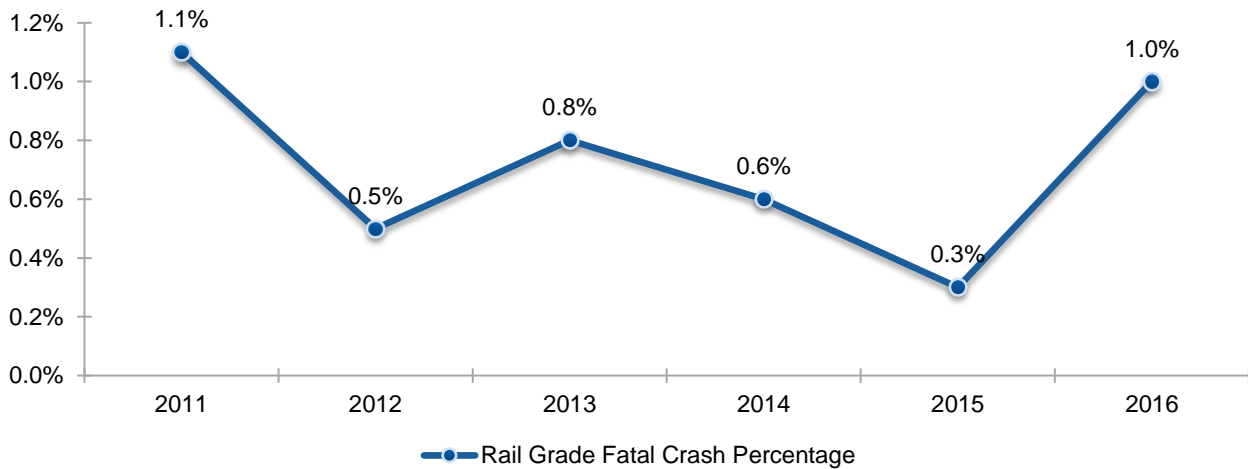
The Railroad/Highway Crossings program is an evidence-based effort that uses proven countermeasures to promote rail grade safety in parishes with high railroad-grade collision rates. Figure 4.7 shows the number of fatalities at rail grade crossings from 2011 through 2016 and Figure 4.8 shows these fatalities as a percent of all motor vehicle fatalities for this same period.

Figure 4.7 Fatal Crashes at Rail Grade Crossings



Source: Highway Safety Research Group at Louisiana State University. Accessed November 14, 2017.

Figure 4.8 Rail Grade Fatal Crashes as a Percent of Total Fatal Crashes



Source: Highway Safety Research Group at Louisiana State University. Accessed November 14, 2017.

Performance Target

- Reduce rail-highway fatalities by 65.8 percent from 7 (2010 to 2014 average) to 2 in 2017.

Programs and Projects

Project Number: 2017-60-10

Project Title: Operation Lifesaver Coordinator – Railroad Crossings

Project Description: This project supported the Louisiana Operation Lifesaver (LOL) Coordinator with funds for a portion of salary, travel, and training. The LOL Coordinator updated the Operation Lifesaver Action Plan for FY 2017; updated existing LOL plans in the first quarter of 2017; planned, organized, and conducted meetings, workshops, and 49 presentations to support rail grade safety; maintained, and utilized the LOL “presenters” database; coordinated the maintenance of the LOL web site; conducted four training classes which resulted in 15 new LOL volunteers; and promoted LOL and Operation Lifesaver programs in the 13 high-risk parishes with high railroad-grade collision rates. The Operation Lifesaver volunteers made 902 presentations that reached 22,616 attendees. The presentations were presented to a variety of schools (Pre-K, K-8 and High School), driver’s education classes, law enforcement, firefighters, school bus drivers, professional drivers, corporations, and other organizations. The volunteers also reached 80,750 people by working 118 special events, including the State and Parish Fairs, and annual conferences.

Project Budget/Source: \$40,400.00/Section 402

Budget Expended: \$38,828.48

4.7 Community Traffic Safety Program

Louisiana’s Strategic Highway Safety Plan (SHSP) is implemented through a robust infrastructure comprised of leadership committees, state-level emphasis areas teams, and nine multidisciplinary regional coalitions that collectively support program implementation at the local level. The SHSP regional coalitions have all developed regional data-driven action plans that are consistent with the SHSP’s emphasis areas and address their region’s most serious traffic safety problems. In FFY 2017, the LHSC funded pertinent regional coalition projects through a mini grant program.

Performance Targets

- Reduce alcohol-impaired (BAC of 0.08 or above for drivers and motorcyclists) fatalities by 32.3 percent from 233 (2010 to 2014 average) to 158 in 2017.
- Reduce unrestrained passenger fatalities by 33.2 percent from 257 (2012 to 2014 average) to 172 in 2017.
- Increase observed seat belt use of front seat outboard occupants in passenger vehicles 1.7 percentage points from 85.9 percent in 2015 to 87.6 percent in 2017.

Programs and Projects

Project Number: 2017-10-10

Project Title: Tangipahoa Reshaping Attitudes for Community Change (TRACC) Coalition

Project Description: The No Refusal impaired driving program was designed to support “No Refusal” sobriety enforcement efforts through the use of certified medical technicians who provided evidence collection (blood draws) when warrants were issued. Certified medical technicians provided 1,295 hours of services which resulted in 21 refusal blood draws, 60 consented blood draws and 148 DWI arrests.

Project Budget/Source: \$54,994.00/Section 154AL

Budget Expended: \$36,308.56

Project Number: 2017-55-13

Project Title: Friends of Safety Town

Project Description: This project funded activities to increase occupant protection awareness and usage among children and adults in seven parishes in Northwest Louisiana. Funding was used to purchase educational materials for distribution to participants at the Sheriff's with total attendance of 5,387 participants.

Project Budget/Source: \$12,376.00/Section 402

Budget Expended: \$10,240.60

Project Number: 2017-65-12

Project Title: Metro Bicycle Coalition (DBA Bike Easy)

Project Description: The Bike Easy outreach initiative focused on young road users, including young motorists, pedestrians, and bicycle riders. The program taught each participant skills to keep themselves safe, as well as ensuring that young motorists were aware of their responsibilities to other road users. Eight community bicycle workshops, three community bike rides, three Traffic Skills 101 classes, ten outreach interventions, one League Cycling Instructor Training, three multimodal youth safety trainings, two Road Riding 101 Programs, and four youth bicycle and pedestrian rodeos were conducted. At these events, Bicycle Map and Commuter Guides, League of America Bicyclists Quick Guide to Smart Cycling educational material were distributed.

Project Budget/Source: \$49,950.00 Section 402

Budget Expended: \$40,134.29

Project Number: 2017-65-10

Project Title: Stroll into Safety

Project Description: The Stroll into Safety program educated children, caregivers, and community members about the importance of pedestrian and bicyclist skills, the rules of the road, and personal safety. This program was designed to bring attention to bike and pedestrian issues that surround the Greater Baton Rouge Area, in an effort to create safer, more bike/pedestrian-friendly communities.

Project Budget/Source: \$100,000.00/Section 405h

Budget Expended: \$48,002.38

4.8 Pedestrians/ Bicycle Safety

Louisiana uses a multifaceted approach to pedestrian and bicyclist safety to provide the maximum impact and likelihood for increasing pedestrian and bicyclist safety. The LHSC provides leadership, training, data, and technical assistance to other state agencies, law enforcement agencies, and to local pedestrian and bicyclist safety projects. The LHSC program identified the areas and populations with the highest rate of pedestrian and bicyclist crashes. The program is comprehensive in its geographic coverage, reach to high-risk populations, and engagement with a strong network of safety partners and advocates who implement evidence-based countermeasures.

Performance Targets

- Reduce pedestrian fatalities by 1.3 percent from 98 (2010 to 2014 average) to 96 in 2017.
- Reduce bicycle fatalities 13.9 percent from 16 (2010 to 2014 average) to 14 in 2017.

Programs and Projects

Project Number: 2017-65-10

Project Title: Stroll into Safety

Project Description: The Stroll into Safety program educated children, caregivers, and community members about the importance of pedestrian and bicyclist skills, the rules of the road, and personal safety. This program was designed to bring attention to bike and pedestrian issues that surround the Greater Baton Rouge Area, in an effort to create safer, more bike/pedestrian-friendly communities.

Project Budget/Source: \$100,000.00/Section 405h

Budget Expended: \$48,002.38

Project Number: 2017-65-12

Project Title: Metro Bicycle Coalition (DBA Bike Easy)

Project Description: The Bike Easy outreach initiative focused on young road users, including young motorists, pedestrians, and bicycle riders. The program taught each participant skills to keep themselves safe, as well as ensuring that young motorists were aware of their responsibilities to other road users. Eight community bicycle workshops, three community bike rides, three Traffic Skills 101 classes, ten outreach interventions, one League Cycling Instructor Training, three multimodal youth safety trainings, two Road Riding 101 Programs, and four youth bicycle and pedestrian rodeos were conducted. At these events, Bicycle Map and Commuter Guides, League of America Bicyclists Quick Guide to Smart Cycling educational material were distributed.

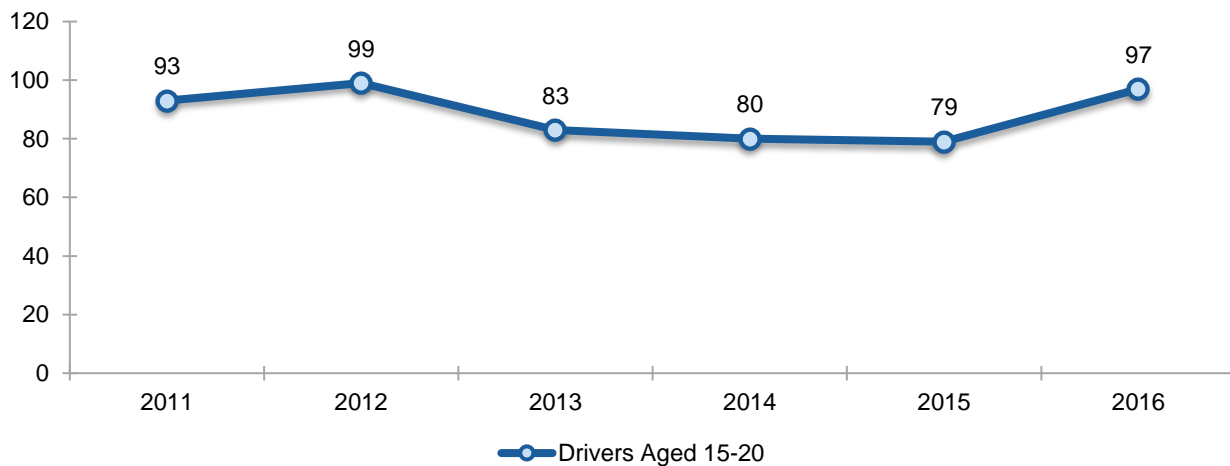
Project Budget/Source: \$49,950.00 Section 402

Budget Expended: \$40,134.29

4.9 Young Driver Traffic Safety Program

In FFY 2017, LHSC funded youth-based programs that included peer-to-peer education and prevention strategies targeted towards novice drivers under 20 who are the most likely to take risks on the road, including drinking and driving. These evidence-based education programs were chosen to compliment and support Louisiana's highly effective GDL law.

Figure 4.9 Drivers Age 15-20 Involved in Fatal Crashes



Source: NHTSA STSI/FARS. Accessed November 9, 2017.

Performance Target

- Reduce fatal crashes involving drivers age 20 or younger by 43.6 percent from 94 (2010 to 2014 average) to 53 in 2017.

Programs and Projects

Project Number: 2017-10-30

Project Title: Alcohol Beverage Control Juvenile Underage Drinking Enforcement (J.U.D.E.) Task Force

Project Description: The Juvenile Underage Drinking Enforcement (J.U.D.E.) Task Force addressed the problem of underage drinking in an effort to deter impaired driving in East Baton Rouge (EBR) Parish. The Task Force worked to reduce the number of individuals who use, possess, or manufacture fake or fraudulent identifications for entering a bar/lounge, or to purchase, possess and consume alcoholic beverages. The EBR ABC Agents worked 2,497 overtime enforcement hours in 2017, performed 650 compliance checks, made 459 arrests and issued 103 citations while working overtime hours.

Project Budget/Source: \$114,645.00/Section 154AL

Budget Expended: \$93,358.06

Project Number: 2017-10-31

Project Title: Louisiana Cops in Shops Program

Project Description: The Louisiana Office of Alcohol Tobacco Control (ATC) Cops in Shops Project utilized ATC enforcement agents to conduct additional extensive underage alcohol enforcement efforts statewide on an overtime basis. These efforts reduce the incidence of underage alcohol procurement, thereby reducing alcohol-impaired fatalities. The ATC agents worked 4,143 overtime enforcement hours performed 4,255 compliance checks, made 2 arrests and issued 594 citations.

Project Budget/Source: \$164,076.00/Section 405d Mid

Budget Expended: \$164,075.74

Project Number: 2017-10-32

Project Title: "We've Got Your BAC"

Project Description: The Capital Region Transportation Safety Coalition (CRTSC) produced an educational video demonstrating the definition, dangers, and legal consequences of driving while impaired. Several participants, such as a Judge, District Attorney, Coroner, and Human Resources Representative from a local company, were interviewed in an effort to educate the public about the impacts of impaired driving and how their

lives, and the community as a whole, could be affected. The educational video was distributed to 162 Drivers Education Schools statewide and posted on the Baton Rouge Metropolitan Planning Organization website.

Project Budget/Source: \$12,100.00/Section 154AL

Budget Expended: \$12,000.00

Project Number: 2017-55-10

Project Title: Sudden Impact Comprehensive Statewide Project

Project Description: This was a statewide comprehensive injury prevention program for adolescents to decrease the number of alcohol-impaired traffic fatalities and participating in high-risk behavior that accompanies driving while intoxicated and included information on distracted driving and occupant protection. The program increased knowledge, created positive attitudes and influenced healthy decisions related to driving under the influence of alcohol through a multidisciplinary, multi-tiered approach. The program was a partnership with the Louisiana State Police, the Trauma Team, and Trauma Victims. Program effectiveness was measured through pre- and post-tests. In FFY 2017, 8,738 students attended hospital based and on-site school presentations, 7,797 students viewed Mock Crashes, 3,929 students viewed Mock Trials, and 253 students participated in Senior Sessions.

Project Budget/Source: \$140,000.00/Section 154AL; and \$35,000.00/Section 402

Budget Expended: \$125,478.83/Section 154AL; \$24,485.69/Section 402

Project Number: 2017-55-11

Project Title: Ready, Set, DRIVE!

Project Description: The project funded the “Ready, Set, DRIVE!” Teen Driver Safety Program in East Baton Rouge Parish, Livingston Parish, Ascension Parish, and West Baton Rouge Parish. “Ready, Set, DRIVE!” was an educational program that focused on traffic laws, driver education, and other strategies to teach participants how to recognize, assess and change their risky driving behaviors in an effort to decrease the number of motor vehicle crashes teen drivers experience on our roads. Program effectiveness was measured through pre- and post-tests. In FFY 2017, 1,952 participants attended classroom presentations, 9,923 participants participated in activities conducted with the driving simulator, 10,273 individuals were reached through community outreach events, and 221,604 social media impressions were made through Lexlee’s Kids’ traffic safety social media campaigns.

Project Budget/Source: \$66,375.00/Section 154AL; \$81,125.00/Section 402

Budget Expended: \$53,141.77/Section 154AL; \$64,951.04/Section 402

Project Number: 2017-55-12

Project Title: ThinkFirst for Teens Program

Project Description: ThinkFirst of the ArkLaTex coordinated and implemented 88 ThinkFirst programs (one to two hours) on underage drinking and impaired driving for youth and young adults to reduce the overall number of alcohol-related fatalities and included information on distracted driving and occupant protection. These programs were conducted through schools, colleges/universities, corporate/community traffic safety programs, churches, DWI classes, Juvenile Court, etc., in Northwest Louisiana. There were 9,737 students and young adults reached in FFY2017 and program effectiveness was measured by pre/post-tests.

Project Budget/Source: \$54,750.00/Section 154AL; \$54,750.00/Section 402

Budget Expended: \$54,749.74/Section 154AL; \$54,749.74/Section 402

Project Number: 2017-55-13

Project Title: Friends of Safety Town

Project Description: This project funded activities to increase occupant protection awareness and usage among children and adults in seven parishes in Northwest Louisiana. Funding was used to purchase educational materials for distribution to participants at the Sheriff's with total attendance of 5,387 participants.

Project Budget/Source: \$12,376.00/Section 402

Budget Expended: \$10,240.60

Project Number: 2017-65-12

Project Title: Metro Bicycle Coalition (DBA Bike Easy)

Project Description: The Bike Easy outreach initiative focused on young road users, including young motorists, pedestrians, and bicycle riders. The program taught each participant skills to keep themselves safe, as well as ensuring that young motorists were aware of their responsibilities to other road users. Eight community bicycle workshops, three community bike rides, three Traffic Skills 101 classes, ten outreach interventions, one League Cycling Instructor Training, three multimodal youth safety trainings, two Road Riding 101 Programs, and four youth bicycle and pedestrian rodeos were conducted. At these events, Bicycle Map and Commuter Guides, League of America Bicyclists Quick Guide to Smart Cycling educational material were distributed.

Project Budget/Source: \$49,950.00 Section 402

Budget Expended: \$40,134.29

Project Number: 2017-55-15

Project Title: Social Norms and Marketing Project (SNAP)

Project Description: Social Norms and Marketing Project combined social norms and social marketing theory to reduce alcohol-impaired fatal traffic fatalities at five high schools in alcohol-impaired Tier 1 parishes in southwest Louisiana. A unique social norms campaign focused on impaired driving was implemented within each school. The project evaluation will consist of both process and outcome measures. Pre and post-test shows four out of five students do not engage in alcohol consumption and do not approve of drinking and driving. There were 1,180 pre-test performed to determine social norm perceptions of each participating school and 1,641 high school students reached and 30,283 college students reached through peer to peer campaigns.

Project Budget/Source: \$130,046.00/Section 154AL

Budget Expended: \$97,349.55

Project Number: 2017-55-16

Project Title: Children’s Coalition for Northeast Louisiana – Young Driver Program

Project Description: The Children’s Coalition for Northeast Louisiana promoted awareness and educate young drivers about the dangers of impaired and distracted driving. The educational component accompanied by a driving simulator to created scenarios of high risk driving behavior and encouraged positive modification of driving behavior among the participants. The presentations took place in seven high schools located in Ouachita, Lincoln, and Union Parishes and three colleges – Louisiana Tech University, University of Louisiana – Monroe, and Grambling State University.

Project Budget/Source: \$50,800.00/Section 402

Budget Expended: \$31,982.21

Project Number: 2017-30-10 through 2017-30-59

Project Title: Overtime Traffic Safety Enforcement – Local Law Enforcement

Project Description: LHSC provided funding to local police departments and sheriff’s offices for high-visibility and sustained overtime enforcement of traffic safety laws. Each agency provided enforcement which coordinated with the annual campaigns as appropriate, in addition to other identified state enforcement waves. All law enforcement agencies that participated in this targeted overtime enforcement program utilized data to identify areas of critical needs. The local agencies conducted patrols based on their evidence-based enforcement plan, deployed resources based on crash analysis, and make adjustments throughout the year as needed.

Participating agencies conducted checkpoints, saturation patrols, and yearlong enforcement to correspond with the two national “Click It or Ticket” and “Drive Sober or Get Pulled Over” and state mobilizations. Law enforcement

agencies worked 38,584 hours of occupant protection saturation patrols and 5,890 hours at seatbelt checkpoints, issuing 49,787 adult seat belt citations and 2,923 child passenger seat citations, worked 45,026 impaired driving saturation patrol hours, conducted 395 sobriety checkpoints, and worked 13,598 checkpoint hours. Agencies deployed resources based on crash analysis and made adjustments throughout the year as needed. Forty-three law enforcement agencies participated in this targeted overtime enforcement program including:

-
- Abbeville Police Department;
 - Alexandria Police Department;
 - Ascension Parish Sheriff's Office;
 - Baton Rouge Police Department;
 - Bogalusa Police Department;
 - Bossier City Police Department;
 - Bossier Parish Sheriff's Office;
 - Caddo Parish Sheriff's Office;
 - Calcasieu Parish Sheriff's Office;
 - E. Baton Rouge Parish Sheriff's Office;
 - Franklinton Police Department;
 - Gonzales Police Department;
 - Greater N.O. Expressway Commission;
 - Hammond Police Department;
 - Houma Police Department;
 - Iberia Parish Sheriff's Office;
 - Jefferson Parish Sheriff's Office;
 - Kenner Police Department;
 - Killian Police Department;
 - Lafayette Police Department;
 - Lafourche Parish Sheriff's Office;
 - Lake Charles Police Department;
 - Livingston Parish Sheriff's Office;
 - Madisonville Police Department;
 - Mandeville Police Department;
 - Monroe Police Department;
 - Natchitoches Police Department;
 - New Orleans Police Department;
 - Patterson Police Department;
 - Pineville Police Department;
 - Plaquemines Parish Sheriff's Office;
 - Rapides Parish Sheriff's Office;
 - Shreveport Police Department;
 - Slidell Police Department;
 - St. Charles Parish Sheriff's Office;
 - St. Tammany Parish Sheriff's Office;
 - Tangipahoa Parish Sheriff's Office;
 - Terrebonne Parish Sheriff's Office;
 - Thibodaux Police Department;
 - Washington Parish Sheriff's Office;
 - West Baton Rouge Parish Sheriff's Office;
 - W. Monroe Police Department; and
 - Westwego Police Department.
-

Project Budget/Source: \$1,560,150.00/Section 402; \$2,426,516.00/Section 164AL

Budget Expended: \$1,243,501.88/Section 402; \$2,170,778.72/Section 164AL

Project Number: 2017-30-80

Project Title: Louisiana State Police (LSP) Crash Reduction Grant

Project Description: The LSP conducted DWI, occupant protection, and speed enforcement throughout Louisiana. The LSP worked 8,573 hours of overtime occupant protection enforcement and 3,338 hours of overtime impaired driving enforcement. High fatal and injury crash locations, days, times, and vehicle type were a priority for enforcement activities throughout the year based on resources and crash analysis. During 2017, the LSP conducted four occupant protection checkpoints, issued 15,869 seat belt and child passenger citations, made 364 impaired driving arrests; and issued 2,052 speeding citations.

Enforcement was coupled with public information officers conducting education and outreach activities. LSP Public Information Officers (PIO) conducted 267 occupant protection related and 251 impaired driving related outreach

events which included public information presentations. These presentations were used to inform the public of traffic safety issues. Pre- and post-enforcement efforts and statistics were publicized through print, TV, and/or radio media throughout the duration of the grant.

In addition, LSP planned and conducted various training courses that were made available to local law enforcement agencies statewide. The LSP subcontracted with nationally recognized law enforcement training agencies to conduct specific training courses. These training courses included: two SFST Instructor Development Course (41 students), one DRE Certification Courses (20 students), four SFST Certification/Practicum (107 students), seventeen SFST Training Field Courses (177 students), three ARIDE Course (72 students), eighteen ARIDE Field Courses (244 students), and one Radar Instructor Development Course that trained 28 students.

Project Budget/Source: \$520,451.00/Section 164AL; \$36,330.00/ Section 402; \$409,608.00/Section 405b

Budget Expended: \$456,201.61/Section 164AL; \$35,922.84/ Section 402; \$323,867.23/Section 405b

4.10 Distracted Driving

Louisiana's current distracted driving law consists of a hand held ban for drivers with a learner or intermediate license regardless of age, a primary cell phone ban for bus drivers, a primary cell phone ban for novice drivers during their first year of licensure, and a primary texting ban on all drivers.

Performance Target

Reduce distracted driving fatalities by 27 percent from 41 (2012 to 2014 average) to 30 by 2017.

Programs and Projects

Project Number: 2017-55-10

Project Title: Sudden Impact Comprehensive Statewide Project

Project Description: This was a statewide comprehensive injury prevention program for adolescents to decrease the number of alcohol-impaired traffic fatalities and participating in high-risk behavior that accompanies driving while intoxicated and included information on distracted driving and occupant protection. The program increased knowledge, created positive attitudes and influenced healthy decisions related to driving under the influence of alcohol through a multidisciplinary, multi-tiered approach. The program was a partnership with the Louisiana State Police, the Trauma Team, and Trauma Victims. Program effectiveness was measured through pre- and post-tests. In FFY 2017, 8,738 students attended hospital based and on-site school presentations, 7,797 students viewed Mock Crashes, 3,929 students viewed Mock Trials, and 253 students participated in Senior Sessions.

Project Budget/Source: \$140,000.00/Section 154AL; and \$35,000.00/Section 402

Budget Expended: \$125,478.83/Section 154AL; \$24,485.69/Section 402

Project Number: 2017-55-11

Project Title: Ready, Set, DRIVE!

Project Description: The project funded the “Ready, Set, DRIVE!” Teen Driver Safety Program in East Baton Rouge Parish, Livingston Parish, Ascension Parish, and West Baton Rouge Parish. The “Ready, Set, DRIVE!” educational program focused on traffic laws, driver education, and other strategies to teach participants how to recognize, assess and change their risky driving behaviors to decrease the number of motor vehicle crashes teen drivers experience on our roads. Program effectiveness was measured through pre- and post-tests. In FFY 2017, 1,952 participants attended classroom presentations, 9,923 participants participated in activities conducted with the driving simulator, 10,273 individuals were reached through community outreach events, and 221,604 social media impressions were made through Lexlee’s Kids’ traffic safety social media campaigns.

Project Budget/Source: \$66,375.00/Section 154AL; \$81,125.00/Section 402

Budget Expended: \$53,141.77 Section 154AL; \$64,951.04/Section 402

Project Number: 2017-55-14

Project Title: Tangipahoa Parish Government – TRACC Coalition - BRAKES

Project Description: The local government of Tangipahoa Parish Government worked with the TRACC Coalition to create a safe community with positive attitudes for teen drivers regarding traffic safety. The B.R.A.K.E.S. (Be Responsible and Keep Everyone Safe) Program addressed the problems of occupant protection, distracted driving, and impaired driving for young drivers. Program effectiveness and knowledge gain was measured by pre- and post-tests.

Project Budget/Source: \$9,000.00/Section 154AL; \$11,000.00/Section 402

Budget Expended: \$14,360.64/Section 402

Project Number: 2017-55-16

Project Title: Children’s Coalition for Northeast Louisiana – Young Driver Program

Project Description: The Children’s Coalition for Northeast Louisiana promoted awareness and educated young drivers about the dangers of impaired and distracted driving. The educational component was accompanied by a driving simulator to create scenarios of high risk driving behavior and encourage positive modification of driving behavior among the participants. The presentations took place in seven high schools located in Ouachita, Lincoln, and Union Parishes and three colleges – Louisiana Tech University, University of Louisiana – Monroe, and Grambling State University.

Project Budget/Source: \$50,800.00/Section 402

Budget Expended: \$31,982.21

Project Number:

Project Title: Traffic Safety Diversity Outreach Program

Project Description: The program provided outreach to clergy, HBCU campuses (Historically Black Colleges and Universities), and high schools in an effort to reduce the number of serious injury and fatal crashes specific to impaired driving, occupant protection, and distracted driving. Educational materials promoting traffic safety were distributed at a diversity forum held on an HBCU Campus in East Baton Rouge Parish, press events for major activities were held at the Essence Festival, and a traffic safety program was established on a HBCU campus in East Baton Rouge Parish. These efforts were sustained throughout the project period and coordinated with LHSC and NHTSA during national campaigns.

Project Budget/Source: \$97,447.00/Section 402

Budget Expended: \$30,143.13

4.11 Hazard Elimination/ Highway Safety Improvement Program (HSIP)

The Louisiana DOTD manages the State's Hazard Elimination Program/Highway Safety Improvement Program (HSIP), not the LHSC.

Programs and Projects

Project Number: 2017-90-00

Project Title: Hazard Elimination/Highway Safety Improvement Program (HSIP)

Project Description: The LHSC participated as a Safety Selection Team member in the recommendation and prioritization of HSIP safety projects. At the time of this report DOTD was not able to provide additional details on HSIP projects.

Project Budget/Source: \$10,953,600.00/Section 154HE; \$10,953,600.00/Section 164HE

Budget Expended: \$894,660.77/Section 154HE; \$894,660.77/Section 164HE

4.12 Planning and Administration

Planning and Administration (P&A) costs are direct and indirect expenses attributed to the overall management of the LHSC State and Community Highway Safety Grant Program. Costs included salaries and related personnel benefits for the LHSC Governor's Representative (Executive Director) and for other LHSC technical, administrative, and clerical staff. P&A costs also included office expenses such as travel, equipment, supplies, rent, and utilities necessary to carry out the functions of the LHSC.

Performance Target

- Provide management, supervision, and support services for the activities necessary to operate the State and Community Highway Safety Grant Program and other state- and Federal-funded highway safety programs.

Table 4.2 details the projects funded under P&A in 2017, the project number, funding source, description and amounts expended.

Table 4.2 Program Support Projects

| Project Number | Funding Source | Project Name | Description | Funded/ Expended |
|----------------|----------------|-----------------------------------|---|-----------------------------|
| 2017-01-10 | 402 | H&M Consulting | Provided statistical analysis of identified traffic safety needs | \$49,000/ \$49,000.00 |
| 2017-01-11 | 402 | Cambridge Systematics | Planning and reporting for FFY 2016 Annual Report | \$41,830.68/ \$33,334.83 |
| 2017-01-12 | 402 | Cambridge Systematics | Support with HSP, 405, and SIDP submissions | \$49,695/ \$49,694.25 |
| 2017-01-13 | 402 | Cambridge Systematics | Began development of a subgrant manual and Policy/ Procedure Manual | \$49,900/ \$27,864.26 |
| 2017-20-10 | 402 | Attitudinal/ MC and Other Surveys | Provided attitudinal survey on impaired driving, occupant protection, speed and other traffic safety issues | \$78,358/ \$78,358 |

5.0 Safety Communications

5.1 Paid/ Earned Media

The state did not fund any paid media placement in FFY 2017. A new paid media contractor for FFY 2018 is currently being selected through the RFP process.

A number of earned media initiatives were completed in FFY 2017. The news releases, letters, and columns Lambert Media issued were published hundreds of times by print publications in Louisiana. In addition, thousands of social media postings were made, and many of these were reposted by others. Social media efforts yielded a 103.2 percent growth in the LHSC’s Facebook audience as measured by the number of “likes” the page received and a 17.3 percent growth in Twitter followers. Table 5.1 presents a calendar listing of these items.

Table 5.1 Earned Media Calendar

| Focus Area | Media | Number of Spots/Impressions | Estimated Value |
|---------------------|--------|-----------------------------|-----------------|
| 2016 | | | |
| October | | | |
| Impaired | TV | 70 | - |
| | Online | 51 | - |
| Occupant Protection | TV | 25 | - |
| | Online | 7 | - |
| November | | | |
| Impaired | TV | 322 | - |
| | Online | 102 | - |
| Occupant Protection | TV | 399 | - |
| | Online | 137 | - |
| December | | | |
| Impaired | TV | 530 | \$42,558.00 |
| | Online | 177 | |
| Occupant Protection | TV | 331 | \$79,722.00 |
| | Online | 125 | |
| 2017 | | | |
| January | | | |
| Impaired | TV | 374 | \$136,615.00 |
| | Online | 207 | |
| Occupant Protection | TV | 249 | \$70,795.00 |
| | Online | 115 | |
| February | | | |
| Impaired | TV | 342 | \$214,866.00 |

| Focus Area | Media | Number of Spots/Impressions | Estimated Value |
|---------------------|--------|-----------------------------|-----------------|
| | Online | 296 | |
| Occupant Protection | TV | 200 | \$93,509.00 |
| | Online | 156 | |
| March | | | |
| Impaired | TV | 413 | \$315,757.00 |
| | Online | 205 | |
| Occupant Protection | TV | 270 | \$121,987.00 |
| | Online | 89 | |
| April | | | |
| Impaired | TV | 150 | \$156,428.00 |
| | Online | 328 | |
| Occupant Protection | TV | 155 | \$178,163.00 |
| | Online | 413 | |
| Distracted | TV | 33 | \$37,245.00 |
| | Online | 72 | |
| May | | | |
| Impaired | TV | 245 | \$201,672.00 |
| | Online | 336 | |
| Occupant Protection | TV | 322 | \$208,446.00 |
| | Online | 392 | |
| Distracted | TV | 3 | \$15,239.00 |
| | Online | 29 | |
| June | | | |
| Impaired | TV | 163 | \$185,597.00 |
| | Online | 352 | |
| Occupant Protection | TV | 195 | \$193,585.00 |
| | Online | 334 | |
| Distracted | TV | 25 | \$18,847.00 |
| | Online | 43 | |
| July | | | |
| Impaired | TV | 270 | \$250,132.00 |
| | Online | 355 | |
| Occupant Protection | TV | 253 | \$157,027.00 |
| | Online | 279 | |
| Distracted | TV | 15 | \$32,438.00 |
| | Online | 52 | |
| August | | | |

| Focus Area | Media | Number of Spots/Impressions | Estimated Value |
|---------------------|--------|-----------------------------|-----------------|
| Impaired | TV | 203 | \$210,152.00 |
| | Online | 429 | |
| Occupant Protection | TV | 154 | \$70,826.00 |
| | Online | 243 | |
| Distracted | TV | 15 | \$20,927.00 |
| | Online | 49 | |
| September | | | |
| Impaired | TV | 109 | \$199,218.00 |
| | Online | 346 | |
| Occupant Protection | TV | 93 | \$104,131.00 |
| | Online | 241 | |
| Distracted | TV | 8 | \$19,097.00 |
| | Online | 34 | |

Media Monitoring Service

LHSC contracted with a media monitoring service to monitor articles relating to impaired driving, occupant protection, distracted driving, teens, and a number of other topics of interest to LHSC that had an estimated value. According to the information submitted by the service, the estimated value of earned media coverage of highway safety issues was \$44,533,059.00 for FY 2017, this includes:

- \$20,801,389 in coverage for impaired driving;
- \$6,848,343 in coverage for occupant protection; and
- \$16,982,327 for general highway safety issues, including distracted or inattentive driving, railroad crossing safety, pedestrian safety, work zone awareness, speeding, tailgating, etc.

Many of the stories in the general highway safety issues category also included occupant protection and impaired driving issues but may not have been specifically categorized as such.

5.2 Attitudinal and Awareness Survey Results

The attitudinal survey results shown in Table 5.2 are for 2016 and 2017 only, while Table 5.3 shows the percent of respondents' answers to distracted driving questions from the statewide telephone surveys conducted in 2014 through 2017.

Table 5.2 Attitudinal Survey of Louisiana Drivers

| | 2016 | 2017 |
|---|-------|-------|
| How often do you use safety belts when you drive or ride in a car, van, sport utility vehicle, or pick up? "Always" and "Nearly Always" | 96.0% | 94.3% |
| What do you think the chances are of getting a ticket if you do not wear your safety belt? "Very likely" and "Somewhat likely" | 77.2% | 74.3% |
| In the past 30 days, have you read, seen or heard anything about seat belt enforcement by police? "Yes" | 28.8% | 30.3% |
| Do you recall having heard or read any ads or announcements recently with the slogan: "Click it or Ticket"? "Yes" | 80.1% | 80.3% |
| What do you think the chances are of getting a ticket if you drive over the speed limit? "Very Likely" and "Somewhat Likely" | 89.1% | 85.7% |
| In the past 30 days, have you read, seen or heard anything about speed enforcement by police? "Yes" | 32.3% | 35.6% |
| On a local road with a speed limit of 30 miles per hour, how often do you drive faster than 35 miles per hour? "Always" and "Nearly Always" | 16.3% | 17.9% |
| On a road with a speed limit of 65 miles per hour, how often do you drive faster than 70 miles per hour? "Always" and "Nearly Always" | 11.2% | 14.3% |
| What do you think the chances are of someone being arrested if the drive after drinking? "Very Likely" and "Somewhat Likely" | 84.2% | 84.0% |
| In the past 30 days, have you read, seen or heard anything about drunk driving enforcement? "Yes" | 56.0% | 56.2% |
| In the past 30 days, how many times have you driven a motor vehicle within 2 hours after drinking alcoholic beverages? "None" | 76.0% | 63.8% |
| Do you recall having heard or read any ads or announcements recently with the slogan: "Drive Sober or Get Pulled Over"? "Yes" | 68.7% | 67.4% |
| Would you favor or oppose a new state law which prohibits using a hand-held cell phone while driving? "Favor" | 63.6% | 64.7% |
| In your opinion, should Louisiana's motorcycle helmet law be repealed? "No" | 75.4% | 77.2% |

Source: Highway Safety Issues Attitudinal Survey of Drivers 2016 and 2017.

Table 5.3 Selection of Distracted Driving Questions from Telephone Survey

| Year | Always, Nearly Always, or Sometimes Text while driving | Know there is a texting ban while driving | Know there is a ban on accessing social media while driving | Favor a new state law prohibiting hand-held phone while driving | Favor a new state law prohibiting using hands-free phone while driving |
|------|--|---|---|---|--|
| 2014 | 10.4% | 92.3% | 69.6% | 59.9% | 31.0% |
| 2015 | 11.6% | 91.4% | 67.4% | 62.7% | 32.7% |
| 2016 | 11.4% | 89.9% | 67.5% | 63.6% | 32.2% |
| 2017 | 12.9% | 90.8% | 71.3% | 64.7% | 35.2% |

Source: Highway Safety Issues Attitudinal Survey of Drivers 2014-2017.

6.0 Program Funding

On the following pages, Table 6.1 details Louisiana's FFY 2017 Program Expenditures. Please note that "HCS Federal Funds Obligated" column represents the amount of funding available to the LHSC to draw down and may not reflect the total amount of a project's budget. Also, the amounts listed under the "Federal Funds Expended" column do not reflect the final expenditures until the final voucher is submitted and approved.

Table 6.1 FFY 2017 Program Expenditures

| Program Area | Project Number | Description | HCS Federal Funds Obligated | Share to Local Benefit | State/Federal Cost to Date | Federal Funds Expended |
|--|----------------|--|-----------------------------|------------------------|----------------------------|------------------------|
| NHTSA | | | | | | |
| NHTSA 402 | | | | | | |
| Planning and Administration | | | | | | |
| PA-2017-01-00-00 | | P&A Salaries-Travel-Operating | \$235,969.51 | \$.00 | \$510,426.58 | \$235,913.27 |
| PA-2017-01-14-00 | | Attitudinal and Other Surveys | \$55,650.25 | \$.00 | \$72,700.50 | \$55,650.25 |
| <i>Planning and Administration Total</i> | | | \$291,619.76 | \$.00 | \$583,127.08 | \$291,563.52 |
| Alcohol | | | | | | |
| AL-2017-10-00-00 | | Impaired Driving Program Management | \$235,369.72 | \$.00 | \$228,627.43 | \$228,627.43 |
| <i>Alcohol Total</i> | | | \$235,369.72 | \$.00 | \$228,627.43 | \$228,627.43 |
| Motorcycle Safety | | | | | | |
| MC-2017-50-00-00 | | Motorcycle Safety Program Management | \$5,977.21 | \$.00 | \$3,522.60 | \$3,522.60 |
| <i>Motorcycle Safety Total</i> | | | \$5,977.21 | \$.00 | \$3,522.60 | \$3,522.60 |
| Occupant Protection | | | | | | |
| OP-2017-20-00-00 | | Occupant Protection Program Management | \$75,076.48 | \$.00 | \$70,782.02 | \$70,782.02 |
| <i>Occupant Protection Total</i> | | | \$75,076.48 | \$.00 | \$70,782.02 | \$70,782.02 |
| Pedestrian/Bicycle Safety | | | | | | |
| PS-2017-00-00-00 | | Pedestrian/Bicycle Safety Program Manage | \$13,028.40 | \$.00 | \$12,442.11 | \$12,442.11 |
| <i>Pedestrian/Bicycle Safety Total</i> | | | \$13,028.40 | \$.00 | \$12,442.11 | \$12,442.11 |
| Police Traffic Services | | | | | | |
| PT-2017-30-00-00 | | Police Traffic Services Program Management | \$156,014.20 | \$.00 | \$125,807.12 | \$125,807.12 |
| <i>Police Traffic Services Total</i> | | | \$156,014.20 | \$.00 | \$125,807.12 | \$125,807.12 |
| Traffic Records | | | | | | |
| TR-2017-40-00-00 | | Traffic Records Program Management | \$109,242.98 | \$.00 | \$106,751.25 | \$106,751.25 |
| TR-2017-40-01-00 | | Data Processing Technical Support | \$581.67 | \$.00 | \$.00 | \$.00 |
| <i>Traffic Records Total</i> | | | \$109,824.65 | \$.00 | \$106,751.25 | \$106,751.25 |

| Program Area | Project Number | Description | HCS Federal Funds Obligated | Share to Local Benefit | State/Federal Cost to Date | Federal Funds Expended |
|--|----------------|--------------------------------------|-----------------------------|------------------------|----------------------------|------------------------|
| Railroad/Highway Crossings | | | | | | |
| RH-2017-60-00-00 | | Railroad Program Management | \$3,184.00 | \$0.00 | \$2,649.50 | \$2,649.50 |
| <i>Railroad/Highway Crossings Total</i> | | | <i>\$3,184.00</i> | <i>\$0.00</i> | <i>\$2,649.50</i> | <i>\$2,649.50</i> |
| Teen Safety Program | | | | | | |
| TSP-2017-00-00-00 | | Teen Safety Program | \$6,490.12 | \$0.00 | \$0.00 | \$0.00 |
| TSP-2017-55-00-00 | | Teen Safety Program Management | \$33,790.13 | \$0.00 | \$32,764.10 | \$32,764.10 |
| <i>Teen Safety Program Total</i> | | | <i>\$40,280.25</i> | <i>\$0.00</i> | <i>\$32,764.10</i> | <i>\$32,764.10</i> |
| NHTSA 402 Total | | | \$930,374.67 | \$0.00 | \$1,166,473.21 | \$874,909.65 |
| 408 Data Program SAFETEA-LU | | | | | | |
| K9-2017-40-11-00 | | Improve Data Accessibility - HSRG | \$448,272.99 | \$0.00 | \$0.00 | \$0.00 |
| <i>408 Data Program Incentive Total</i> | | | <i>\$448,272.99</i> | <i>\$0.00</i> | <i>\$0.00</i> | <i>\$0.00</i> |
| 408 Data Program SAFETEA-LU Total | | | \$448,272.99 | \$0.00 | \$0.00 | \$0.00 |
| 154 Transfer Funds | | | | | | |
| 154AL-2017-00-00-00 | | Alcohol Projects | \$1,771,414.07 | \$0.00 | \$0.00 | \$0.00 |
| 154AL-2017-10-10-00 | | TRACC No Refusal Support | \$22,415.28 | \$0.00 | \$36,308.56 | \$36,308.56 |
| 154AL-2017-10-14-00 | | DPS Legal Consultant | \$18,711.00 | \$0.00 | \$18,711.00 | \$18,711.00 |
| 154AL-2017-10-19-00 | | Forensic Analysis of DWI Cases | \$16,995.13 | \$0.00 | \$68,500.00 | \$68,500.00 |
| 154AL-2017-10-24-00 | | NSU Alcohol Education and Prevention | \$2,000.00 | \$0.00 | \$1,249.63 | \$1,249.63 |
| 154AL-2017-10-30-00 | | Alcohol and Beverage Control - JUDE | \$44,836.07 | \$0.00 | \$93,357.92 | \$93,357.92 |
| 154AL-2017-10-32-00 | | "We've Got Your BAC" | \$12,000.00 | \$0.00 | \$12,000.00 | \$12,000.00 |
| 154AL-2017-10-34-00 | | DWI Enforcement Training Specialist | \$48,751.45 | \$0.00 | \$48,540.41 | \$48,540.41 |
| 154AL-2017-10-35-00 | | Travel/Training Impaired Driving | \$9,188.57 | \$0.00 | \$1,886.60 | \$1,886.60 |
| 154AL-2017-10-42-00 | | LA Driving | \$240,561.15 | \$0.00 | \$231,321.15 | \$231,321.15 |
| 154AL-2017-55-10-00 | | Sudden Impact | \$71,303.52 | \$0.00 | \$96,353.59 | \$96,353.59 |
| 154AL-2017-55-11-00 | | Ready, Set, Drive | \$53,141.77 | \$0.00 | \$45,548.16 | \$45,548.16 |
| 154AL-2017-55-12-00 | | Think First Program | \$55,508.13 | \$0.00 | \$54,749.74 | \$54,749.74 |

| Program Area | Project Number | Description | HCS Federal Funds Obligated | Share to Local Benefit | State/Federal Cost to Date | Federal Funds Expended |
|-------------------------------------|----------------|---|-----------------------------|------------------------|----------------------------|------------------------|
| 154AL-2017-55-15-00 | | Social Norms and Marketing Project (SNAP) | \$80,026.64 | \$.00 | \$89,522.87 | \$89,522.87 |
| <i>154 Alcohol Total</i> | | | <i>\$2,446,852.78</i> | <i>\$.00</i> | <i>\$798,049.63</i> | <i>\$798,049.63</i> |
| 154 Hazard Elimination | | | | | | |
| 154HE-2017-00-00-00 | | Hazard Elimination Program | \$9,529,507.18 | \$.00 | \$1,017,727.11 | \$1,017,727.11 |
| <i>154 Hazard Elimination Total</i> | | | <i>\$9,529,507.18</i> | <i>\$.00</i> | <i>\$1,017,727.11</i> | <i>\$1,017,727.11</i> |
| 154 Transfer Funds Total | | | \$11,976,359.96 | \$.00 | \$1,815,776.74 | \$1,815,776.74 |
| 164 Transfer Funds | | | | | | |
| 164AL-2017-00-00-00 | | Alcohol Projects | \$112,841.26 | \$.00 | \$.00 | \$.00 |
| 164AL-2017-30-10-00 | | Abbeville PD | \$4,000.00 | \$.00 | \$36,771.38 | \$36,771.38 |
| 164AL-2017-30-11-00 | | Alexandria PD | \$7,765.81 | \$.00 | \$5,205.34 | \$5,205.34 |
| 164AL-2017-30-12-00 | | Ascension Parish SO | \$138,576.42 | \$.00 | \$.00 | \$.00 |
| 164AL-2017-30-13-00 | | Baton Rouge PD | \$438,229.06 | \$266,041.49 | \$381,387.10 | \$381,387.10 |
| 164AL-2017-30-14-00 | | Bogalusa PD | \$34,918.68 | \$18,707.79 | \$18,707.79 | \$18,707.79 |
| 164AL-2017-30-15-00 | | Bossier PD | \$12,484.95 | \$3,294.41 | \$10,841.41 | \$10,841.41 |
| 164AL-2017-30-16-00 | | Caddo Parish SO | \$34,160.00 | \$14,000.00 | \$30,160.00 | \$30,160.00 |
| 164AL-2017-30-17-00 | | Calcasieu Parish SO | \$55,867.50 | \$33,660.00 | \$46,732.50 | \$46,732.50 |
| 164AL-2017-30-18-00 | | East Baton Rouge SO | \$151,030.00 | \$106,546.00 | \$128,942.00 | \$128,942.00 |
| 164AL-2017-30-19-00 | | East Jefferson Levee District | \$16,691.72 | \$.00 | \$.00 | \$.00 |
| 164AL-2017-30-21-00 | | Franklinton PD | \$23,509.11 | \$.00 | \$12,240.68 | \$12,240.68 |
| 164AL-2017-30-23-00 | | Gonzales PD | \$28,327.50 | \$3,870.00 | \$25,717.50 | \$25,717.50 |
| 164AL-2017-30-24-00 | | Greater New Orleans Expressway Commission | \$61,320.11 | \$13,101.79 | \$15,429.80 | \$15,429.80 |
| 164AL-2017-30-25-00 | | Hammond PD | \$25,417.84 | \$18,610.26 | \$18,610.26 | \$18,610.26 |
| 164AL-2017-30-27-00 | | Houma PD | \$67,226.31 | \$11,513.81 | \$49,160.44 | \$49,160.44 |
| 164AL-2017-30-28-00 | | Iberia Parish SO | \$20,508.83 | \$15,502.87 | \$16,495.52 | \$16,495.52 |
| 164AL-2017-30-30-00 | | Jefferson Parish SO | \$38,942.30 | \$18,693.70 | \$18,693.70 | \$18,693.70 |
| 164AL-2017-30-31-00 | | Kenner PD | \$19,755.00 | \$1,851.78 | \$5,211.64 | \$5,211.64 |

| Program Area | Project Number | Description | HCS Federal Funds Obligated | Share to Local Benefit | State/Federal Cost to Date | Federal Funds Expended |
|---------------------|----------------|--------------------------------|-----------------------------|------------------------|----------------------------|------------------------|
| 164AL-2017-30-32-00 | | Killian PD | \$5,561.04 | \$2,780.52 | \$2,780.52 | \$2,780.52 |
| 164AL-2017-30-33-00 | | Lafayette PD | \$82,595.98 | \$39,713.90 | \$77,282.52 | \$77,282.52 |
| 164AL-2017-30-34-00 | | Lafourche Parish SO | \$121,230.94 | \$72,926.06 | \$82,374.78 | \$82,374.78 |
| 164AL-2017-30-35-00 | | Lake Charles PD | \$21,736.40 | \$6,239.23 | \$18,008.69 | \$18,008.69 |
| 164AL-2017-30-37-00 | | Livingston Parish SO | \$64,822.50 | \$29,025.00 | \$48,982.50 | \$48,982.50 |
| 164AL-2017-30-38-00 | | Madisonville PD | \$5,566.84 | \$3,657.00 | \$3,657.00 | \$3,657.00 |
| 164AL-2017-30-39-00 | | Mandeville PD | \$36,132.95 | \$36,132.95 | \$36,132.95 | \$36,132.95 |
| 164AL-2017-30-40-00 | | Monroe PD | \$17,180.00 | \$3,700.00 | \$13,220.00 | \$13,220.00 |
| 164AL-2017-30-41-00 | | Natchitoches PD | \$7,630.82 | \$2,501.93 | \$2,501.93 | \$2,501.93 |
| 164AL-2017-30-44-00 | | Patterson PD | \$2,000.00 | \$975.00 | \$975.00 | \$975.00 |
| 164AL-2017-30-45-00 | | Pineville PD | \$12,399.99 | \$6,651.01 | \$8,719.37 | \$8,719.37 |
| 164AL-2017-30-46-00 | | Plaquemines Parish SO | \$11,471.83 | \$7,587.65 | \$7,587.65 | \$7,587.65 |
| 164AL-2017-30-47-00 | | Rapides Parish SO | \$33,768.91 | \$4,559.12 | \$22,057.59 | \$22,057.59 |
| 164AL-2017-30-48-00 | | Shreveport PD | \$37,409.05 | \$3,868.56 | \$30,714.65 | \$30,714.65 |
| 164AL-2017-30-49-00 | | Slidell PD | \$64,463.44 | \$35,155.88 | \$35,155.88 | \$35,155.88 |
| 164AL-2017-30-50-00 | | Southeastern La. University PD | \$13,996.77 | \$0.00 | \$0.00 | \$0.00 |
| 164AL-2017-30-51-00 | | St. Charles Parish SO | \$7,740.00 | \$1,600.00 | \$5,980.00 | \$5,980.00 |
| 164AL-2017-30-52-00 | | St. Tammany Parish SO | \$144,204.08 | \$67,968.24 | \$92,310.38 | \$92,310.38 |
| 164AL-2017-30-53-00 | | Tangipahoa Parish SO | \$39,278.86 | \$26,459.44 | \$26,459.44 | \$26,459.44 |
| 164AL-2017-30-54-00 | | Terrebonne Parish SO | \$15,795.00 | \$13,905.00 | \$13,905.00 | \$13,905.00 |
| 164AL-2017-30-55-00 | | Thibodaux PD | \$70,602.77 | \$40,703.35 | \$63,649.72 | \$63,649.72 |
| 164AL-2017-30-56-00 | | Washington Parish SO | \$16,667.43 | \$2,834.44 | \$8,404.03 | \$8,404.03 |
| 164AL-2017-30-58-00 | | West Monroe PD | \$93,952.49 | \$71,717.34 | \$71,717.34 | \$71,717.34 |
| 164AL-2017-30-59-00 | | Westwego PD | \$19,866.71 | \$0.00 | \$10,709.15 | \$10,709.15 |
| 164AL-2017-30-80-00 | | Louisiana State Police | \$331,052.40 | \$0.00 | \$429,049.56 | \$429,049.56 |
| 164AL-2017-35-00-00 | | Special Waves - Safe and Sober | \$251,675.64 | \$1,675.64 | \$1,675.64 | \$1,675.64 |

| Program Area | Project Number | Description | HCS Federal Funds Obligated | Share to Local Benefit | State/Federal Cost to Date | Federal Funds Expended |
|---------------------|----------------|---------------------------------------|-----------------------------|------------------------|----------------------------|------------------------|
| 164AL-2017-35-01-00 | | Bossier Parish Sheriff's Office | \$828.36 | \$0.00 | \$0.00 | \$0.00 |
| 164AL-2017-35-04-00 | | St. Bernard Parish Sheriff's Office | \$3,000.00 | \$0.00 | \$0.00 | \$0.00 |
| 164AL-2017-35-08-00 | | Haughton PD | \$2,218.44 | \$0.00 | \$0.00 | \$0.00 |
| 164AL-2017-35-09-00 | | City of Walker PD | \$2,520.00 | \$0.00 | \$0.00 | \$0.00 |
| 164AL-2017-35-15-00 | | Welsh PD | \$656.75 | \$0.00 | \$0.00 | \$0.00 |
| 164AL-2017-35-16-00 | | Northwestern State University PD | \$1,238.02 | \$0.00 | \$0.00 | \$0.00 |
| 164AL-2017-35-17-00 | | Denham Springs Police Department | \$1,904.00 | \$0.00 | \$0.00 | \$0.00 |
| 164AL-2017-35-18-00 | | City of Breaux Bridge | \$595.08 | \$0.00 | \$0.00 | \$0.00 |
| 164AL-2017-35-19-00 | | Webster Parish Sheriff's Department | \$3,733.50 | \$0.00 | \$0.00 | \$0.00 |
| 164AL-2017-35-22-00 | | Beauregard Parish Sheriff's Office | \$4,315.88 | \$0.00 | \$0.00 | \$0.00 |
| 164AL-2017-35-24-00 | | Town of New Llano PD | \$593.04 | \$0.00 | \$0.00 | \$0.00 |
| 164AL-2017-35-25-00 | | Livingston PD | \$1,200.00 | \$0.00 | \$0.00 | \$0.00 |
| 164AL-2017-35-28-00 | | Crowley PD | \$361.12 | \$0.00 | \$0.00 | \$0.00 |
| 164AL-2017-35-31-00 | | Richland Parish Sheriff's Office | \$5,005.00 | \$0.00 | \$0.00 | \$0.00 |
| 164AL-2017-35-37-00 | | Morgan City PD | \$2,318.37 | \$0.00 | \$0.00 | \$0.00 |
| 164AL-2017-35-41-00 | | Zachary PD | \$2,645.46 | \$0.00 | \$0.00 | \$0.00 |
| 164AL-2017-35-42-00 | | French Settlement PD | \$5,010.00 | \$0.00 | \$0.00 | \$0.00 |
| 164AL-2017-35-43-00 | | Winn Parish Sheriff's Office | \$4,525.08 | \$0.00 | \$0.00 | \$0.00 |
| 164AL-2017-35-45-00 | | Leonville PD | \$4,200.00 | \$0.00 | \$0.00 | \$0.00 |
| 164AL-2017-35-48-00 | | DeQuincy PD | \$5,814.94 | \$0.00 | \$0.00 | \$0.00 |
| 164AL-2017-35-51-00 | | St. John The Baptist Sheriff's Office | \$2,919.26 | \$0.00 | \$0.00 | \$0.00 |
| 164AL-2017-35-52-00 | | Choudrant PD | \$940.50 | \$0.00 | \$0.00 | \$0.00 |
| 164AL-2017-35-54-00 | | Springhill PD | \$5,474.21 | \$0.00 | \$0.00 | \$0.00 |
| 164AL-2017-35-56-00 | | Leesville PD | \$8,278.26 | \$0.00 | \$0.00 | \$0.00 |
| 164AL-2017-35-57-00 | | Assumption Parish Sheriff's Office | \$7,105.79 | \$0.00 | \$0.00 | \$0.00 |
| 164AL-2017-35-59-00 | | Allen Parish Sheriff's Office | \$5,115.00 | \$0.00 | \$0.00 | \$0.00 |

| Program Area | Project Number | Description | HCS Federal Funds Obligated | Share to Local Benefit | State/Federal Cost to Date | Federal Funds Expended |
|-------------------------------------|----------------|-------------------------------------|-----------------------------|------------------------|----------------------------|------------------------|
| 164AL-2017-35-60-00 | | Deridder PD | \$5,999.52 | \$.00 | \$.00 | \$.00 |
| 164AL-2017-35-62-00 | | Town of Sibley | \$504.00 | \$.00 | \$.00 | \$.00 |
| 164AL-2017-35-63-00 | | Rosepine PD | \$1,200.00 | \$.00 | \$.00 | \$.00 |
| <i>164 Alcohol Total</i> | | | <i>\$2,910,594.82</i> | <i>\$1,007,731.16</i> | <i>\$1,934,318.35</i> | <i>\$1,934,318.35</i> |
| 164 Hazard Elimination | | | | | | |
| 164HE-2017-00-00-00 | | Hazard Elimination | \$9,529,854.32 | \$.00 | \$1,017,727.11 | \$1,017,727.11 |
| <i>164 Hazard Elimination Total</i> | | | <i>\$9,529,854.32</i> | <i>\$.00</i> | <i>\$1,017,727.11</i> | <i>\$1,017,727.11</i> |
| 164 Transfer Funds Total | | | \$12,440,449.14 | \$1,007,731.16 | \$2,952,045.46 | \$2,952,045.46 |
| MAP 21 405b OP Low | | | | | | |
| M2HVE-2017-00-00-00 | | Sudden Impact | \$4,071.08 | \$.00 | \$.00 | \$.00 |
| M2HVE-2017-35-00-00 | | Special Waves - OP | \$202,284.63 | \$.00 | \$156,043.82 | \$156,043.82 |
| M2HVE-2017-35-01-00 | | Bossier Sheriff's Office | \$828.36 | \$.00 | \$.00 | \$.00 |
| M2HVE-2017-35-04-00 | | St. Bernard Parish Sheriff's Office | \$3,000.00 | \$.00 | \$.00 | \$.00 |
| M2HVE-2017-35-08-00 | | Haughton PD | \$2,218.44 | \$.00 | \$.00 | \$.00 |
| M2HVE-2017-35-09-00 | | City of Walker PD | \$2,520.00 | \$.00 | \$.00 | \$.00 |
| M2HVE-2017-35-15-00 | | Welsh PD | \$656.75 | \$.00 | \$.00 | \$.00 |
| M2HVE-2017-35-17-00 | | Denham Springs PD | \$1,904.00 | \$.00 | \$.00 | \$.00 |
| M2HVE-2017-35-18-00 | | City of Breaux Bridge | \$595.08 | \$.00 | \$.00 | \$.00 |
| M2HVE-2017-35-19-00 | | Webster Parish Sheriff's Department | \$3,733.50 | \$.00 | \$.00 | \$.00 |
| M2HVE-2017-35-22-00 | | Beauregard Parish Sheriff's Office | \$4,315.88 | \$.00 | \$.00 | \$.00 |
| M2HVE-2017-35-24-00 | | Town of New Llano PD | \$593.04 | \$.00 | \$.00 | \$.00 |
| M2HVE-2017-35-25-00 | | Livingston PD | \$1,200.00 | \$.00 | \$.00 | \$.00 |
| M2HVE-2017-35-27-00 | | Town of Jean Lafitte | \$302.82 | \$.00 | \$302.82 | \$302.82 |
| M2HVE-2017-35-28-00 | | Crowley PD | \$4,867.91 | \$.00 | \$.00 | \$.00 |
| M2HVE-2017-35-41-00 | | Zachary PD | \$2,645.46 | \$.00 | \$.00 | \$.00 |
| M2HVE-2017-35-42-00 | | French Settlement PD | \$5,010.00 | \$.00 | \$.00 | \$.00 |

| Program Area | Project Number | Description | HCS Federal Funds Obligated | Share to Local Benefit | State/Federal Cost to Date | Federal Funds Expended |
|--|----------------|---------------------------------------|-----------------------------|------------------------|----------------------------|------------------------|
| M2HVE-2017-35-43-00 | | Winn Parish Sheriff's Office | \$4,525.08 | \$.00 | \$.00 | \$.00 |
| M2HVE-2017-35-45-00 | | Leonville PD | \$4,200.00 | \$.00 | \$.00 | \$.00 |
| M2HVE-2017-35-47-00 | | Harahan PD | \$1,608.57 | \$.00 | \$.00 | \$.00 |
| M2HVE-2017-35-48-00 | | DeQuincy PD | \$5,814.94 | \$.00 | \$.00 | \$.00 |
| M2HVE-2017-35-51-00 | | St. John The Baptist Sheriff's Office | \$2,919.26 | \$.00 | \$.00 | \$.00 |
| M2HVE-2017-35-52-00 | | Choudrant PD | \$940.50 | \$.00 | \$.00 | \$.00 |
| M2HVE-2017-35-54-00 | | Springhill PD | \$5,474.21 | \$.00 | \$.00 | \$.00 |
| M2HVE-2017-35-56-00 | | Leesville PD | \$11,352.41 | \$.00 | \$.00 | \$.00 |
| M2HVE-2017-35-57-00 | | Assumption Parish Sheriff's Office | \$7,105.79 | \$.00 | \$.00 | \$.00 |
| M2HVE-2017-35-60-00 | | Deridder PD | \$5,999.52 | \$.00 | \$.00 | \$.00 |
| M2HVE-2017-35-61-00 | | Greenwood Police Department | \$178.16 | \$.00 | \$178.16 | \$178.16 |
| M2HVE-2017-35-62-00 | | Town of Sibley | \$504.00 | \$.00 | \$.00 | \$.00 |
| <i>405b Low HVE Total</i> | | | <i>\$291,369.39</i> | <i>\$.00</i> | <i>\$156,524.80</i> | <i>\$156,524.80</i> |
| 405b Low Public Education | | | | | | |
| M2PE-2017-20-14-00 | | Seat Belt Center | \$15,863.52 | \$.00 | \$.00 | \$.00 |
| M2PE-2017-55-17-00 | | Rock the Belt | \$5,000.00 | \$.00 | \$4,798.64 | \$4,798.64 |
| <i>405b Low Public Education Total</i> | | | <i>\$20,863.52</i> | <i>\$.00</i> | <i>\$4,798.64</i> | <i>\$4,798.64</i> |
| 405b Low Community CPS Services | | | | | | |
| M2CPS-2017-20-13-00 | | YMCA of Greater New Orleans | \$66,797.00 | \$.00 | \$49,599.34 | \$49,599.34 |
| <i>405b Low Community CPS Services Total</i> | | | <i>\$66,797.00</i> | <i>\$.00</i> | <i>\$49,599.34</i> | <i>\$49,599.34</i> |
| 405b OP Low | | | | | | |
| M2X-2017-20-10-00 | | Occupant Protection Survey | \$35,431.79 | \$.00 | \$.00 | \$.00 |
| <i>405b OP Low Total</i> | | | <i>\$35,431.79</i> | <i>\$.00</i> | <i>\$.00</i> | <i>\$.00</i> |
| MAP 21 405b OP Low Total | | | \$414,461.70 | \$.00 | \$210,922.78 | \$210,922.78 |
| MAP 21 405c Data Program | | | | | | |
| M3DA-2017-00-00-00 | | Adriane McCrae | \$204,278.85 | \$.00 | \$.00 | \$.00 |

| Program Area | Project Number | Description | HCS Federal Funds Obligated | Share to Local Benefit | State/Federal Cost to Date | Federal Funds Expended |
|---|----------------|--|-----------------------------|------------------------|----------------------------|------------------------|
| M3DA-2017-40-12-00 | | Traffic Records Initiatives | \$1,375,506.19 | \$.00 | \$10,641.13 | \$10,641.13 |
| M3DA-2017-40-20-00 | | LSP Crash Investigation Training | \$137,000.00 | \$.00 | \$.00 | \$.00 |
| M3DA-2017-40-21-00 | | LA Office of Motor Vehicles Data Entry | \$59,760.00 | \$.00 | \$43,808.16 | \$43,808.16 |
| M3DA-2017-40-35-00 | | Travel/Training TR | \$30,000.00 | \$.00 | \$19,965.78 | \$19,965.78 |
| M3DA-2017-40-71-00 | | Louisiana Emergency Response Network | \$49,900.00 | \$.00 | \$30,804.05 | \$30,804.05 |
| <i>405c Data Program Total</i> | | | <i>\$1,856,445.04</i> | <i>\$.00</i> | <i>\$105,219.12</i> | <i>\$105,219.12</i> |
| MAP 21 405c Data Program Total | | | \$1,856,445.04 | \$.00 | \$105,219.12 | \$105,219.12 |
| MAP 21 405d Impaired Driving Mid | | | | | | |
| M5HVE-2017-00-00-00 | | Cory Reech | \$170,081.78 | \$.00 | \$.00 | \$.00 |
| <i>405d Mid HVE Total</i> | | | <i>\$170,081.78</i> | <i>\$.00</i> | <i>\$.00</i> | <i>\$.00</i> |
| 405d Mid Court Support | | | | | | |
| M5CS-2017-10-20-00 | | DWI Court Management - Supreme Court | \$299,582.70 | \$.00 | \$471,770.60 | \$471,770.60 |
| M5CS-2017-10-21-00 | | 14th JDC DWI Court | \$38,178.61 | \$.00 | \$.00 | \$.00 |
| M5CS-2017-10-22-00 | | 4th JDC DWI Court | \$52,500.00 | \$.00 | \$37,028.62 | \$37,028.62 |
| M5CS-2017-10-23-00 | | Terrebonne DWI Court | \$52,500.00 | \$.00 | \$52,500.00 | \$52,500.00 |
| <i>405d Mid Court Support Total</i> | | | <i>\$442,761.31</i> | <i>\$.00</i> | <i>\$561,299.22</i> | <i>\$561,299.22</i> |
| 405d Mid BAC Testing/Reporting | | | | | | |
| M5BAC-2017-00-00-00 | | | \$294,785.17 | \$.00 | \$.00 | \$.00 |
| <i>405d Mid BAC Testing/Reporting Total</i> | | | <i>\$294,785.17</i> | <i>\$.00</i> | <i>\$.00</i> | <i>\$.00</i> |
| MAP 21 405d Impaired Driving Mid Total | | | \$907,628.26 | \$.00 | \$561,299.22 | \$561,299.22 |
| MAP 21 405f Motorcycle Programs | | | | | | |
| M9MA-2017-50-12-00 | | Motorcycle Awareness Campaign | \$22,578.76 | \$.00 | \$.00 | \$.00 |
| <i>405f Motorcyclist Awareness Total</i> | | | <i>\$22,578.76</i> | <i>\$.00</i> | <i>\$.00</i> | <i>\$.00</i> |
| MAP 21 405f Motorcycle Programs Total | | | \$22,578.76 | \$.00 | \$.00 | \$.00 |
| FAST Act NHTSA 402 | | | | | | |
| PA-2017-01-00-00 | | P&A Salaries-Travel-Operating | \$415,579.19 | \$.00 | \$135,177.46 | \$57,381.22 |

| Program Area | Project Number | Description | HCS Federal Funds Obligated | Share to Local Benefit | State/Federal Cost to Date | Federal Funds Expended |
|--|----------------|--|-----------------------------|------------------------|----------------------------|------------------------|
| PA-2017-01-10-00 | | LHSC Statistics and Analysis | \$39,864.85 | \$.00 | \$.00 | \$.00 |
| PA-2017-01-11-00 | | Planning and Reporting | \$47,967.42 | \$.00 | \$.00 | \$.00 |
| PA-2017-01-12-00 | | HSP, 405, SIDP | \$24,847.12 | \$.00 | \$49,694.25 | \$24,847.12 |
| PA-2017-01-13-00 | | LHSC Policy and Subgrant Manuals | \$9,107.96 | \$.00 | \$15,155.93 | \$7,577.96 |
| <i>Planning and Administration Total</i> | | | <i>\$537,366.54</i> | <i>\$.00</i> | <i>\$200,027.64</i> | <i>\$89,806.30</i> |
| Alcohol | | | | | | |
| AL-2017-10-00-00 | | Impaired Driving Program Management | \$475,733.78 | \$.00 | \$31,617.79 | \$31,617.79 |
| <i>Alcohol Total</i> | | | <i>\$475,733.78</i> | <i>\$.00</i> | <i>\$31,617.79</i> | <i>\$31,617.79</i> |
| Motorcycle Safety | | | | | | |
| MC-2017-00-00-00 | | Motorcycle Safety Program Management | \$7,186.33 | \$.00 | \$1,059.94 | \$1,059.94 |
| <i>Motorcycle Safety Total</i> | | | <i>\$7,186.33</i> | <i>\$.00</i> | <i>\$1,059.94</i> | <i>\$1,059.94</i> |
| Occupant Protection | | | | | | |
| OP-2017-20-00-00 | | Occupant Protection Program Management | \$199,679.49 | \$.00 | \$19,689.24 | \$19,689.24 |
| OP-2017-20-11-00 | | La. Passenger Safety Task Force | \$113,300.74 | \$.00 | \$175,448.93 | \$175,448.93 |
| OP-2017-20-35-00 | | Travel/Training OP | \$5,250.00 | \$.00 | \$386.07 | \$386.07 |
| <i>Occupant Protection Total</i> | | | <i>\$318,230.23</i> | <i>\$.00</i> | <i>\$195,524.24</i> | <i>\$195,524.24</i> |
| Pedestrian/Bicycle Safety | | | | | | |
| PS-2017-65-00-00 | | Pedestrian Bicycle Program Management | \$86,806.75 | \$.00 | \$4,239.66 | \$4,239.66 |
| PS-2017-65-11-00 | | Stroll Into Safety | \$35,000.00 | \$.00 | \$.00 | \$.00 |
| PS-2017-65-12-00 | | Bike Easy Outreach | \$40,134.29 | \$.00 | \$40,134.29 | \$40,134.29 |
| <i>Pedestrian/Bicycle Safety Total</i> | | | <i>\$161,941.04</i> | <i>\$.00</i> | <i>\$44,373.95</i> | <i>\$44,373.95</i> |
| Police Traffic Services | | | | | | |
| PT-2017-30-00-00 | | Police Traffic Services Program Management | \$20,517.91 | \$.00 | \$17,438.82 | \$17,438.82 |
| PT-2017-30-09-00 | | Traffic Safety Consultant | \$40,147.04 | \$.00 | \$40,147.04 | \$40,147.04 |
| PT-2017-30-10-00 | | Abbeville PD | \$6,144.17 | \$6,144.17 | \$6,144.17 | \$6,144.17 |
| PT-2017-30-11-00 | | Alexandria PD | \$12,220.94 | \$10,152.78 | \$10,152.78 | \$10,152.78 |

| Program Area | Project Number | Description | HCS Federal Funds Obligated | Share to Local Benefit | State/Federal Cost to Date | Federal Funds Expended |
|------------------|----------------|---|-----------------------------|------------------------|----------------------------|------------------------|
| PT-2017-30-12-00 | | Ascension Parish SO | \$8,838.00 | \$0.00 | \$0.00 | \$0.00 |
| PT-2017-30-13-00 | | Baton Rouge PD | \$170,733.34 | \$109,410.10 | \$149,676.16 | \$149,676.16 |
| PT-2017-30-14-00 | | Bogalusa PD | \$7,531.00 | \$4,664.44 | \$4,664.44 | \$4,664.44 |
| PT-2017-30-15-00 | | Bossier PD | \$12,022.75 | \$9,331.18 | \$9,331.18 | \$9,331.18 |
| PT-2017-30-16-00 | | Caddo Parish SO | \$29,800.00 | \$13,760.00 | \$26,680.00 | \$26,680.00 |
| PT-2017-30-17-00 | | Calcasieu Parish SO | \$46,473.75 | \$24,165.00 | \$40,455.00 | \$40,455.00 |
| PT-2017-30-18-00 | | East Baton Rouge SO | \$87,186.00 | \$70,306.00 | \$92,246.00 | \$92,246.00 |
| PT-2017-30-21-00 | | Franklinton PD | \$11,859.28 | \$4,769.44 | \$4,769.44 | \$4,769.44 |
| PT-2017-30-23-00 | | Gonzales PD | \$24,795.00 | \$2,115.00 | \$20,565.00 | \$20,565.00 |
| PT-2017-30-24-00 | | Greater New Orleans Expressway Commission | \$10,403.56 | \$7,353.19 | \$8,465.80 | \$8,465.80 |
| PT-2017-30-25-00 | | Hammond PD | \$13,093.81 | \$11,053.10 | \$11,053.10 | \$11,053.10 |
| PT-2017-30-27-00 | | Houma PD | \$27,679.69 | \$22,214.74 | \$22,214.74 | \$22,214.74 |
| PT-2017-30-28-00 | | Iberia SO | \$13,597.52 | \$12,594.20 | \$12,594.20 | \$12,594.20 |
| PT-2017-30-30-00 | | Jefferson SO | \$37,856.92 | \$35,833.15 | \$35,833.15 | \$35,833.15 |
| PT-2017-30-31-00 | | Kenner PD | \$11,065.88 | \$6,470.94 | \$9,441.45 | \$9,441.45 |
| PT-2017-30-32-00 | | Killian PD | \$3,189.00 | \$2,366.40 | \$2,366.40 | \$2,366.40 |
| PT-2017-30-33-00 | | Lafayette PD | \$49,636.24 | \$23,039.43 | \$48,969.16 | \$48,969.16 |
| PT-2017-30-34-00 | | Lafourche Parish SO | \$45,341.34 | \$34,083.26 | \$34,083.26 | \$34,083.26 |
| PT-2017-30-35-00 | | Lake Charles PD | \$19,649.62 | \$8,071.33 | \$15,567.46 | \$15,567.46 |
| PT-2017-30-37-00 | | Livingston SO | \$60,390.00 | \$46,102.50 | \$46,102.50 | \$46,102.50 |
| PT-2017-30-38-00 | | Madisonville PD | \$2,750.00 | \$1,725.00 | \$1,725.00 | \$1,725.00 |
| PT-2017-30-39-00 | | Mandeville PD | \$26,102.83 | \$24,395.80 | \$24,395.80 | \$24,395.80 |
| PT-2017-30-40-00 | | Monroe PD | \$17,440.00 | \$15,660.00 | \$15,660.00 | \$15,660.00 |
| PT-2017-30-41-00 | | Natchitoches PD | \$7,988.47 | \$1,591.32 | \$1,591.32 | \$1,591.32 |
| PT-2017-30-42-00 | | New Orleans PD | \$107,720.25 | \$74,462.90 | \$74,462.90 | \$74,462.90 |
| PT-2017-30-44-00 | | Patterson PD | \$2,050.00 | \$2,050.00 | \$2,050.00 | \$2,050.00 |

| Program Area | Project Number | Description | HCS Federal Funds Obligated | Share to Local Benefit | State/Federal Cost to Date | Federal Funds Expended |
|--------------------------------------|----------------|--|-----------------------------|------------------------|----------------------------|------------------------|
| PT-2017-30-45-00 | | Pineville PD | \$14,059.27 | \$6,246.69 | \$10,644.09 | \$10,644.09 |
| PT-2017-30-46-00 | | Plaquemines Parish SO | \$10,930.30 | \$9,558.36 | \$9,558.36 | \$9,558.36 |
| PT-2017-30-47-00 | | Rapides SO | \$24,607.87 | \$2,882.06 | \$19,609.87 | \$19,609.87 |
| PT-2017-30-48-00 | | Shreveport PD | \$51,887.30 | \$7,435.17 | \$39,695.06 | \$39,695.06 |
| PT-2017-30-49-00 | | Slidell PD | \$25,968.16 | \$19,649.01 | \$19,649.01 | \$19,649.01 |
| PT-2017-30-50-00 | | Southeastern La. University PD | \$837.00 | \$0.00 | \$0.00 | \$0.00 |
| PT-2017-30-51-00 | | St. Charles SO | \$10,940.00 | \$4,200.00 | \$10,400.00 | \$10,400.00 |
| PT-2017-30-52-00 | | St. Tammany SO | \$37,176.10 | \$20,303.91 | \$20,303.91 | \$20,303.91 |
| PT-2017-30-53-00 | | Tangipahoa Parish SO | \$14,013.69 | \$10,396.99 | \$10,396.99 | \$10,396.99 |
| PT-2017-30-54-00 | | Terrebonne SO | \$9,855.00 | \$8,385.00 | \$8,385.00 | \$8,385.00 |
| PT-2017-30-55-00 | | Thibodaux PD | \$15,508.99 | \$14,800.20 | \$14,800.20 | \$14,800.20 |
| PT-2017-30-56-00 | | Washington Parish SO | \$12,378.70 | \$4,115.30 | \$4,115.30 | \$4,115.30 |
| PT-2017-30-57-00 | | West Baton Rouge Parish SO | \$22,225.98 | \$17,519.29 | \$17,519.29 | \$17,519.29 |
| PT-2017-30-58-00 | | West Monroe PD | \$42,828.06 | \$35,928.33 | \$35,928.33 | \$35,928.33 |
| PT-2017-30-59-00 | | Westwego PD | \$6,342.99 | \$1,946.24 | \$5,203.72 | \$5,203.72 |
| PT-2017-30-80-00 | | Louisiana State Police | \$29,733.75 | \$0.00 | \$22,722.84 | \$22,722.84 |
| PT-2017-30-90-00 | | PTS Coordinator - Cynthia Wolfe | \$31,917.16 | \$0.00 | \$31,917.16 | \$31,917.16 |
| PT-2017-30-91-00 | | PTS Coordinator - Kenneth Williams | \$47,319.30 | \$0.00 | \$33,633.00 | \$33,633.00 |
| PT-2017-30-92-00 | | Law Enforcement Liaison (LEL) - Aaron Chabaud | \$48,086.53 | \$0.00 | \$48,086.53 | \$48,086.53 |
| PT-2017-30-93-00 | | Law Enforcement Liaison (LEL) - Brad McGlothren | \$45,159.57 | \$0.00 | \$42,418.48 | \$42,418.48 |
| PT-2017-30-94-00 | | Law Enforcement Liaison (LEL) - Donald Campbell | \$43,525.32 | \$0.00 | \$40,544.54 | \$40,544.54 |
| PT-2017-30-95-00 | | Law Enforcement Liaison (LEL) - Larkin "Ted" Riser | \$38,006.73 | \$0.00 | \$34,177.03 | \$34,177.03 |
| PT-2017-30-97-00 | | Law Enforcement Liaison (LEL) - Morris Beverly | \$47,422.01 | \$0.00 | \$36,998.44 | \$36,998.44 |
| PT-2017-30-98-00 | | Law Enforcement Liaison (LEL) - Wayne McElveen | \$31,080.35 | \$0.00 | \$31,080.35 | \$31,080.35 |
| PT-2017-30-99-00 | | Law Enforcement Liaison (LEL) - William B. Stewart | \$22,455.00 | \$0.00 | \$19,384.07 | \$19,384.07 |
| <i>Police Traffic Services Total</i> | | | <i>\$1,618,489.44</i> | <i>\$747,251.92</i> | <i>\$1,356,017.84</i> | <i>\$1,356,017.84</i> |

| Program Area | Project Number | Description | HCS Federal Funds Obligated | Share to Local Benefit | State/Federal Cost to Date | Federal Funds Expended |
|---|----------------|---------------------------------------|-----------------------------|------------------------|----------------------------|------------------------|
| Traffic Records | | | | | | |
| TR-2017-40-00-00 | | Traffic Records Program Management | \$110,284.52 | \$.00 | \$18,018.54 | \$18,018.54 |
| <i>Traffic Records Total</i> | | | <i>\$110,284.52</i> | <i>\$.00</i> | <i>\$18,018.54</i> | <i>\$18,018.54</i> |
| Community Traffic Safety Project | | | | | | |
| CP-2017-70-02-00 | | Diversity Outreach Program | \$30,143.13 | \$.00 | \$30,143.13 | \$30,143.13 |
| <i>Community Traffic Safety Project Total</i> | | | <i>\$30,143.13</i> | <i>\$.00</i> | <i>\$30,143.13</i> | <i>\$30,143.13</i> |
| Railroad/Highway Crossings | | | | | | |
| RH-2017-60-00-00 | | Railroad Program Management | \$18,246.31 | \$.00 | \$1,059.94 | \$1,059.94 |
| RH-2017-60-10-00 | | Operation Lifesaver Coordinator | \$14,140.00 | \$.00 | \$38,828.48 | \$38,828.48 |
| <i>Railroad/Highway Crossings Total</i> | | | <i>\$32,386.31</i> | <i>\$.00</i> | <i>\$39,888.42</i> | <i>\$39,888.42</i> |
| Paid Advertising | | | | | | |
| PM-2017-80-01-00 | | Paid Media - Occupant Protection | \$23,055.00 | \$.00 | \$.00 | \$.00 |
| PM-2017-80-03-00 | | LHSC Public Relations | \$49,500.00 | \$.00 | \$45,375.00 | \$45,375.00 |
| <i>Paid Advertising Total</i> | | | <i>\$72,555.00</i> | <i>\$.00</i> | <i>\$45,375.00</i> | <i>\$45,375.00</i> |
| Teen Safety Program | | | | | | |
| TSP-2017-55-00-00 | | Teen Safety Program | \$74,593.08 | \$.00 | \$7,419.26 | \$7,419.26 |
| TSP-2017-55-10-00 | | Sudden Impact | \$18,223.17 | \$.00 | \$24,485.69 | \$24,485.69 |
| TSP-2017-55-11-00 | | Ready, Set, Drive | \$75,513.77 | \$.00 | \$66,232.69 | \$66,232.69 |
| TSP-2017-55-12-00 | | Think First Program | \$55,508.12 | \$.00 | \$54,749.74 | \$54,749.74 |
| TSP-2017-55-13-00 | | Caddo SO Sheriff's Safety Town | \$4,332.00 | \$.00 | \$10,240.60 | \$10,240.60 |
| TSP-2017-55-14-00 | | Be Responsible and Keep Safe (BRAKES) | \$14,360.64 | \$.00 | \$2,894.24 | \$2,894.24 |
| TSP-2017-55-16-00 | | NE La. Young Driver Program | \$8,890.00 | \$.00 | \$15,541.38 | \$15,541.38 |
| <i>Teen Safety Program Total</i> | | | <i>\$251,420.78</i> | <i>\$.00</i> | <i>\$181,563.60</i> | <i>\$181,563.60</i> |
| FAST Act NHTSA 402 Total | | | \$3,615,737.10 | \$747,251.92 | \$2,143,610.09 | \$2,033,388.75 |
| FAST Act 405b OP Low | | | | | | |
| M2HVE-2017-30-80-00 | | Louisiana State Police | \$325,537.03 | \$.00 | \$323,867.23 | \$323,867.23 |

| Program Area | Project Number | Description | HCS Federal Funds Obligated | Share to Local Benefit | State/Federal Cost to Date | Federal Funds Expended |
|---|----------------|---|-----------------------------|------------------------|----------------------------|------------------------|
| <i>405b Low HVE Total</i> | | | \$325,537.03 | \$.00 | \$323,867.23 | \$323,867.23 |
| 405b Low Public Education | | | | | | |
| M2PE-2017-20-12-00 | | Hispanic Committee of the South | \$12,425.15 | \$.00 | \$12,425.15 | \$12,425.15 |
| M2PE-2017-20-14-00 | | Seat Belt Center | \$9,775.31 | \$.00 | \$12,810.34 | \$12,810.34 |
| <i>405b Low Public Education Total</i> | | | \$22,200.46 | \$.00 | \$25,235.49 | \$25,235.49 |
| 405b OP Low | | | | | | |
| M2X-2017-20-10-00 | | Occupant Protection Survey | \$189,947.60 | \$.00 | \$189,947.60 | \$189,947.60 |
| <i>405b OP Low Total</i> | | | \$189,947.60 | \$.00 | \$189,947.60 | \$189,947.60 |
| FAST Act 405b OP Low Total | | | \$537,685.09 | \$.00 | \$539,050.32 | \$539,050.32 |
| FAST Act 405c Data Program | | | | | | |
| M3DA-2017-40-11-00 | | Improve Data Accessibility | \$334,504.79 | \$.00 | \$24,571.05 | \$24,571.05 |
| M3DA-2017-40-12-00 | | Traffic Records Initiatives LSU | \$254,484.11 | \$.00 | \$.00 | \$.00 |
| <i>405c Data Program Total</i> | | | \$588,988.90 | \$.00 | \$24,571.05 | \$24,571.05 |
| FAST Act 405c Data Program Total | | | \$588,988.90 | \$.00 | \$24,571.05 | \$24,571.05 |
| FAST Act 405d Impaired Driving Mid | | | | | | |
| M5HVE-2017-99-00-00 | | Louisiana State Police Matching Funds | \$910,945.78 | \$.00 | \$.00 | \$.00 |
| <i>405d Mid HVE Total</i> | | | \$910,945.78 | \$.00 | \$.00 | \$.00 |
| 405d Mid BAC Testing/Reporting | | | | | | |
| M5BAC-2017-10-16-00 | | No Refusal Blood Draw Acadian Ambulance | \$25,000.00 | \$.00 | \$.00 | \$.00 |
| M5BAC-2017-10-33-00 | | LSP Crime Lab Drug Use Analysis Project | \$357,595.00 | \$.00 | \$327,967.00 | \$327,967.00 |
| <i>405d Mid BAC Testing/Reporting Total</i> | | | \$382,595.00 | \$.00 | \$327,967.00 | \$327,967.00 |
| 405d Mid Paid/Earned Media | | | | | | |
| M5PEM-2017-80-01-00 | | Paid Media - Impaired Driving | \$104,606.34 | \$.00 | \$.00 | \$.00 |
| <i>405d Mid Paid/Earned Media Total</i> | | | \$104,606.34 | \$.00 | \$.00 | \$.00 |
| 405d Mid Training | | | | | | |
| M5TR-2017-10-13-00 | | Prosecutor/Law Enforcement Training Program | \$240,786.80 | \$.00 | \$241,259.72 | \$241,259.72 |

| Program Area | Project Number | Description | HCS Federal Funds Obligated | Share to Local Benefit | State/Federal Cost to Date | Federal Funds Expended |
|---|----------------|--|-----------------------------|------------------------|----------------------------|------------------------|
| <i>405d Mid Training Total</i> | | | \$240,786.80 | \$.00 | \$241,259.72 | \$241,259.72 |
| 405d Mid Information System | | | | | | |
| M5IS-2017-10-11-00 | | Impaired Driving Data Specialist - Catherine Childers Consulting | \$49,000.00 | \$.00 | \$47,812.93 | \$47,812.93 |
| <i>405d Mid Information System Total</i> | | | \$49,000.00 | \$.00 | \$47,812.93 | \$47,812.93 |
| 405d Mid Other Based on Problem ID | | | | | | |
| M5OT-2017-10-31-00 | | Louisiana Cops in Shops | \$164,076.00 | \$.00 | \$164,075.74 | \$164,075.74 |
| <i>405d Mid Other Based on Problem ID Total</i> | | | \$164,076.00 | \$.00 | \$164,075.74 | \$164,075.74 |
| 405d Impaired Driving Mid | | | | | | |
| M5X-2017-10-15-00 | | La. Impaired Driving Assessment Coordina | \$50,373.20 | \$.00 | \$50,373.20 | \$50,373.20 |
| M5X-2017-10-17-00 | | MADD Court Monitoring | \$181,100.00 | \$.00 | \$164,175.52 | \$164,175.52 |
| M5X-2017-80-03-00 | | LHSC Public Relations | \$24,750.00 | \$.00 | \$.00 | \$.00 |
| <i>405d Impaired Driving Mid Total</i> | | | \$256,223.20 | \$.00 | \$214,548.72 | \$214,548.72 |
| FAST Act 405d Impaired Driving Mid Total | | | \$2,108,233.12 | \$.00 | \$995,664.11 | \$995,664.11 |
| FAST Act 405e Special Distracted Driving | | | | | | |
| FESPE-2017-00-00-00 | | Public Education | \$140,624.38 | \$.00 | \$.00 | \$.00 |
| <i>405e Public Education Total</i> | | | \$140,624.38 | \$.00 | \$.00 | \$.00 |
| 405e Distracted Driving | | | | | | |
| FESX-2017-20-10-00 | | Distracted Driving Survey | \$56,048.00 | \$.00 | \$56,048.00 | \$56,048.00 |
| <i>405e Distracted Driving Total</i> | | | \$56,048.00 | \$.00 | \$56,048.00 | \$56,048.00 |
| FAST Act 405e Special Distracted Driving Total | | | \$196,672.38 | \$.00 | \$56,048.00 | \$56,048.00 |
| FAST Act 405f Motorcycle Programs | | | | | | |
| M9MA-2017-50-11-00 | | Motorcycle Awareness Campaign | \$48,151.53 | \$.00 | \$.00 | \$.00 |
| <i>405f Motorcyclist Awareness Total</i> | | | \$48,151.53 | \$.00 | \$.00 | \$.00 |
| M9X-2017-50-12-00 | | Motorcycle Awareness Public Information | \$16,600.00 | \$.00 | \$.00 | \$.00 |
| <i>405f Motorcycle Programs Total</i> | | | \$16,600.00 | \$.00 | \$.00 | \$.00 |
| FAST Act 405f Motorcycle Programs Total | | | \$64,751.53 | \$.00 | \$.00 | \$.00 |

| Program Area | Project Number | Description | HCS Federal Funds Obligated | Share to Local Benefit | State/Federal Cost to Date | Federal Funds Expended |
|--|----------------|------------------------------|-----------------------------|------------------------|----------------------------|------------------------|
| FHX-2017-00-00-00 | | Nonmotorized Safety Projects | \$275,848.74 | \$.00 | \$.00 | \$.00 |
| FHX-2017-65-11-00 | | Stroll Into Safety | \$100,000.00 | \$.00 | \$48,002.38 | \$48,002.38 |
| FHX-2017-65-12-00 | | Bike Easy Outreach | \$49,950.00 | \$.00 | \$.00 | \$.00 |
| <i>405h Nonmotorized Safety Total</i> | | | <i>\$425,798.74</i> | <i>\$.00</i> | <i>\$48,002.38</i> | <i>\$48,002.38</i> |
| FAST Act 405h Nonmotorized Safety Total | | | \$425,798.74 | \$.00 | \$48,002.38 | \$48,002.38 |
| NHTSA Total | | | \$36,534,437.38 | \$1,754,983.08 | \$10,618,682.48 | \$10,216,897.58 |
| Total | | | \$36,534,437.38 | \$1,754,983.08 | \$10,618,682.48 | \$10,216,897.58 |



Louisiana Highway Safety Commission

Changing Behavior, Saving Lives

