




Hubbell Premise Wiring

Full Line CATALOG



hubbell.com/hubbellpremisewiring/en/

Table of CONTENTS



END-TO-END SOLUTIONS

NEXTSPEED® Ascent Category 6A UTP System	A4
NEXTSPEED® Ascent Category 6A Shielded System	A5
NEXTSPEED® Category 6 UTP System	A6
NEXTSPEED® Category 5e UTP System	A7
Hubbell OptiChannel Fiber Solutions	A8

COPPER

Work Area

NEXTSPEED® Ascent Jacks	B3
Hubbell Xcelerator Jacks	B5
NEXTSPEED Field Termination Plugs and Xcelerator Accessories	B6
Hubbell iSTATION Wallplates	B7
Hubbell iSTATION Secure-IT and Phone Wallplates	B11
Hubbell iSTATION Furniture Wallplates and Adapters	B12
Hubbell iSTATION Surface Mount Boxes	B13
Hubbell iSTATION AMO and OFPL Multimedia Boxes	B14
Hubbell iSTATION International Wallplates and Modules	B15
Modular Adapters	B16

Cross Connect

NEXTSPEED® Ascent Category 6A Panels and Kits	C3
NEXTSPEED® Category 6 Component Punch Down Panels	C5
NEXTSPEED® Category 5e Component Punch Down Panels	C6
Hubbell iSTATION Multimedia and Keystone Patch Panels	C7
6-110 and 110 Connecting Block Systems	C9
Rack Mount and Wall Mount Kits	C11
Cross Connect Blocks	C12

Assemblies

NEXTSPEED® Ascent Category 6A Patch Cords	D3
NEXTSPEED® Ascent Cat 6A Shielded and SecureIT™ Patch Cords ..	D4
NEXTSPEED® Category 6 Patch Cords	D5
NEXTSPEED® Category 6 Shielded and SecureIT™ Patch Cords	D6
NEXTSPEED® Category 5e Patch Cords	D7
BIDnet Pre-Terminated Copper Trunk Assemblies	D8

Cable

Copper Cable Overview	E3
Category 6A Unshielded Solutions	E4
Category 6 Unshielded Solutions	E5
Category 5e Unshielded Solutions	E7
Outside Plant Solutions	E9
Shielded Solutions	E10

AV

Digital AV Over UTP	F4
Frames, Modules and AV Wallboxes	F5
VGA Plug-n-Play, Modules and Cords	F8
Pro-Audio D-Style Connections	F9
Digital AV Connections	F10
Video Connections	F11
AV Connections	F12
Audio Connections	F13

FIBER

Connectivity

Pre-Polished Connectors	G3
Fusion Splice Connectors	G4
MPO Cassettes, Standard	G5
FSP Adapter Panels, Standard	G9
Keystone Adapter Snap Fittings	G12
LC and SC Adapters	G14
Specialty Adapters	G15
Adhesive Style Connectors	G16
Termination Tools and Accessories	G17
Advanced Fiber Cleaning Supplies	G20

Assemblies

Fiber Patch Cords	H3
Custom Fiber Trunk Assemblies	H9
Fiber Pigtailed, Single and Bundled	H11
Specialty Pigtail Assemblies	H12

Cable

Indoor Distribution Cable, Generic	I3
Indoor/Outdoor Tight Buffer Cable, Generic	I4
Reel Selection and Capacities	I5
Indoor/Outdoor and Outdoor Loose Tube Cable	I6
Outdoor Armored Cable and Armored Double Jacket Cable	I7

Enclosures

FCR HD Rack Mount Enclosure System	J3
FCR Rack Mount Enclosures	J4
FTR Enclosures and OFPNL Panels	J5
FPR Rack Mount Enclosures	J6
FEUR Rack Mount Interconnect Shelves	J7
Rack Mount Splice Enclosures	J8
Wall Mount Enclosures	J9
Hinged Wall Mount and Outside Plant Enclosures	J10

METAL

Racks

Standard Relay Racks	K3
Relay Racks and Server Frames	K4
Deep Relay Racks	K5
Relay Rack Accessories	K6
iFRAME® Columns	K7
iFRAME® Accessories	K8
Swing Frames and Wall Mount Brackets	K9
Tray and Wall Mount Brackets	K10

Cable Management

M Series Cable Management	L3
S Series Cable Management	L5
SD Series Cable Management	L8
Rail Mounted	L9
Cable Fasteners	L10



Table of CONTENTS

METAL

Ladder and Basket Tray

Ladder Tray	M3
Ladder Tray Accessories.....	M4
Wire Basket Tray, Round Cross-Wire	M5
Wire Basket Tray, Flat Style Cross-Wire	M6
Wire Basket Tray, Stainless Steel Round Cross-Wire	M7
Wire Basket Tray, Under Floor Round Cross-Wire.....	M8
Wire Basket Tray, Preformed Fittings	M9
Wire Basket Tray, Supports	M10
Wire Basket Tray, Covers and Inserts	M11
Wire Basket Tray, Accessories	M12

Wall Mount Enclosures

RE-BOX® Remote Equipment Cabinets, Commercial.....	N3
QUADCAB® Wall Mount Cabinets, HEQ.....	N4
QUADCAB® Wall Mount Cabinets, HLQ	N5
QUADCAB® Wall Mount Cabinets, HSQ.....	N6
RE-BOX® Remote Equipment Cabinets, Industrial	N7
Wall Mount Cabinet Accessories	N11
AV Ceiling Enclosures and Consolidation Point Enclosures.....	N14
Zone Boxes.....	N15
Security Boxes	N16

Full Size Cabinets

H3 Series Cabinets.....	O3
H4 Series Cabinets.....	O5
Cabinet Accessories.....	O6

Grounding and Bonding

Busbar Kits	P3
Bonding Conductor Kits.....	P4
Compression Lugs.....	P5
Busbars	P6
Irreversible Connectors	P7
Compression Taps	P8
Clamps	P9
Mechanical Connectors.....	P10
Tools.....	P11
Dies	P12
Accessories.....	P13
Accessories and Ladder & Basket Tray Kits	P14

Power Distribution

Features and Benefits	Q3
Horizontal Power Strips, 15 Amp	Q4
Horizontal Power Strips, 20 Amp	Q5
Vertical Power Strips, 15 Amp	Q6
Vertical Power Strips, 20 Amp	Q9
Jumpers	Q12

DELIVERY

Hubbell SystemOne Recessed Floor Boxes	R3
Furniture and Work Surface Connectivity Boxes	R21
Large Capacity and Gangable AV Wall Boxes.....	R23
Recessed AV In-Wall Enclosures and Ceiling Enclosures.....	R24
Hubbell SystemOne Recessed Fire-Rated Poke-Throughs	R25
JLOAD® Multimedia Outlet.....	R46
Aluminum Service Poles.....	R47

Raceway

Raceway Profiles, Quick Reference Guide	S3
Metal Raceway.....	S4
Aluminum Raceway	S34
Non-Metallic Raceway.....	S55
Pre-Wired Raceway Systems	S66

WALLPLATES

Rear Loading Wallplates	T3
Stainless Steel Wallplates	T4
Modular Wallplates and Modules.....	T5
Decorator and Molded-In Wallplates.....	T7
Secure-IT Wallplates and Phone Wallplates.....	T10
Multimedia Wall and Surface Mount Boxes	T11
Furniture Wallplates and Adapters	T12
Duplex and International Wallplates	T13

HI-IMPACT

Copper Connectors.....	U3
Patch Cords.....	U4
Wallplates, Boxes and Covers	U5
Surface Mount and DIN Rail Boxes	U6
Weatherproof Covers	U7
Industrial Equipment Cabinets	U8

netSELECT® SOLUTIONS

In-Wall and In-Ceiling AV Delivery	V3
Network Enclosures	V5
Network and AV Modules	V7
Connectivity.....	V10
NSC Patch Cords.....	V11
Wallplates	V12
Telephone Jacks	V16

TECHNICAL INFORMATION


Online Technical Resources	W3
Structured Cabling Standards Evolution	W4
ANSI/TIA-568.2: Balanced Twisted Pair (Field Testing).....	W5
Installation Practices.....	W6
Standard UTP Wiring Conventions.....	W7
Fiber Standards and Technical Guidelines	W10
Application Guides.....	W11

END-TO-END Solutions

Hubbell solutions offer a fully integrated system of copper and fiber network cabling and components that are designed to exceed all applicable standards for performance and reliability. Hubbell cabling infrastructure offers the option of a complete end-to-end system utilizing Hubbell connectivity and cable or an open architecture solution utilizing Hubbell connectivity and cable from any of our qualified cable partners. Either option delivers all the benefits that component-level performance can offer to end users, designers and specifiers.

Hubbell cabling systems provide the confidence of third party component performance verification, along with a full 25-Year MISSION CRITICAL® System Warranty. Future performance, including 100W PoE capability, is also engineered into Hubbell UTP cabling systems to assure long term operation with emerging applications.





Index

- NEXTSPEED® Ascent Category 6A UTP System A4
- NEXTSPEED® Ascent Category 6A Shielded System A5
- NEXTSPEED® Category 6 UTP System A6
- NEXTSPEED® Category 5e UTP System A7
- Hubbell OptiChannel Fiber Solutions A8

Color Chart:

 Black	 Brown	 Gray	 Ivory	 Orange	 Purple	 White
 Blue	 Gold	 Green	 Light Almond/ Office White*	 Pink	 Red	 Yellow

Note: Light Almond is the same color as Office White

The Hubbell Integrated System Advantage

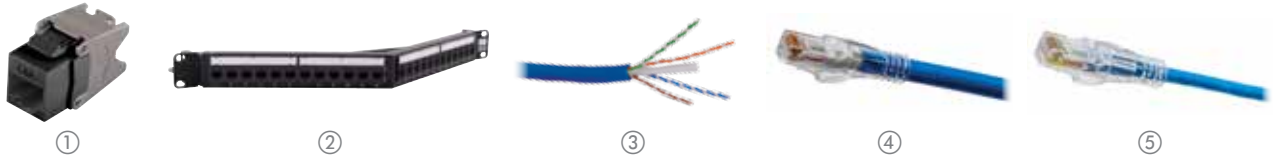
Over the past decade, Ethernet data rates have escalated to support transmission of increasing volumes of data with larger file sizes associated with cloud computing, virtualization, streaming video and other digital media content. The increase in data rates impacts how networks and cabling infrastructure are designed and installed.

Supporting today's bandwidth intensive applications has resulted in a shift to 10GBASE-T deployments. As a result, 10GBASE-T is expanding in the enterprise and the data center. Hubbell's extensive line of both copper and fiber systems support 10GbE and other emerging technologies.



Hubbell is a Solution Developer Partner within the Cisco Developer Network Program





NEXTSPEED® Ascent Category 6A UTP solution is a tuned system of structured cabling components designed and balanced to work together to support bandwidth beyond 625MHz. NEXTSPEED® Ascent provides the highest level of reliability with a zero bit error rate of 10⁻¹³.

NEXTSPEED® Ascent Category 6A Jacks with COBRA-LOCK™ Termination

Color	Single Pack	24-Pack	Color	Single Pack	24-Pack
Black	① HJU6ABK	HJU6ABK24	Office White	HJU6AOW	HJU6AOW24
Blue	HJU6AB	HJU6AB24	Orange	HJU6AOR	HJU6AOR24
Brown	HJU6ABN	HJU6ABN24	Pink	HJU6APK	HJU6APK24
Gold	HJU6AGL	HJU6AGL24	Purple	HJU6AP	HJU6AP24
Gray	HJU6AGY	HJU6AGY24	Red	HJU6AR	HJU6AR24
Green	HJU6AGN	HJU6AGN24	White	HJU6AW	HJU6AW24
Ivory	HJU6AEI	HJU6AEI24	Yellow	HJU6AY	HJU6AY24

NEXTSPEED® Ascent Category 6A Panel Kits

19-inch

Format	Color	24-Port Catalog No.	48-Port Catalog No.
Standard	Black	② HPJ6A24	HPJ6A48
Angled	Black	HPJ6A24A*	HPJ6A48A*

*Angled panels protrude 4.46" from the plane of the rack. One extra inch of space is recommended between the door and panel angle.
Note: See page C8 for unloaded panel options.

NEXTSPEED® Ascent Category 6A Cable

Color	Plenum Spool	Riser Spool
Blue	③ C6ASPDSB	C6ASRDSB
Gray	C6ASPDSGY	C6ASRDSGY
White	C6ASPDSW	C6ASRDSW
Yellow	C6ASPDSY	C6ASRDSY

Note: All category rated cable is packaged in 1000ft quantities. Made-to-order colors available. See Section E for additional cable requirements.

NEXTSPEED® Ascent Category 6A Patch Cords

Color	Catalog No.	Color	Catalog No.
Black	HC6ABKyy	Purple	HC6APyy
Blue	④ HC6AByy	Pink	HC6APKyy
Gray	HC6AGYyy	Red	HC6ARyy
Green	HC6AGNyy	White	HC6AWyy
Orange	HC6AORyy	Yellow	HC6AYyy

yy = Standard Length: **01** (1'), **03** (3'), **05** (5'), **07** (7'), **10** (10'), **15** (15'), **20** (20'). Made-to-order lengths are available from 25ft to 100ft in 5ft increments.

NEXTSPEED® Ascent 6A Low Diameter Patch Cords

Color	Catalog No.	Color	Catalog No.
Black	HCL6ABKyy	Purple	HCL6APyy
Blue	⑤ HCL6AByy	Pink	HCL6APKyy
Gray	HCL6AGYyy	Red	HCL6ARyy
Green	HCL6AGNyy	White	HCL6AWyy
Orange	HCL6AORyy	Yellow	HCL6AYyy

yy = Standard Length: **01** (1'), **03** (3'), **05** (5'), **07** (7'), **10** (10'), **15** (15'), **20** (20'). Made-to-order lengths are available from 25ft to 100ft in 5ft increments.

NEXTSPEED® Ascent Category 6A Pre-Terminated Trunk Cable Assemblies

BIDnet Pre-Terminated Copper Trunk Assemblies are the ideal solutions for data centers, open office and other applications where accuracy, reliability and performance are critical factors.

- Simplifies installation time by 75%
- Reduces initial installation cost by 30%
- 100% factory tested and assembled
- Mission Critical® 25-year warranty

Note: Contact your local distributor or Hubbell Customer Service for additional information on BIDnet Pre-Terminated Trunk Assemblies.

Note: Light Almond is the same color as Office White. See color chart on page A2.



①




②



③



④



⑤

NEXTSPEED® Ascent Shielded Category 6A FTP is a tuned system of structured cabling components designed and balanced to work together delivering headroom beyond 500MHz. Ascent Shielded systems provide the highest level of reliability with additional protection against AXT and other external noise sources.

NEXTSPEED® Ascent Category 6A Shielded Jacks COBRA-LOCK™ Termination

Color	Single Pack	24-Pack
Black	① HJS6ABK	HJS6ABK24
Blue	HJS6AB	HJS6AB24
Brown	HJS6ABN	HJS6ABN24
Gold	HJS6AGL	HJS6AGL24
Gray	HJS6AGY	HJS6AGY24
Green	HJS6AGN	HJS6AGN24
Ivory	HJS6AEI	HJS6AEI24
Office White	HJS6AOW	HJS6AOW24
Orange	HJS6AOR	HJS6AOR24
Pink	HJS6APK	HJS6APK24
Purple	HJS6AP	HJS6AP24
Red	HJS6AR	HJS6AR24
White	HJS6AW	HJS6AW24
Yellow	HJS6AY	HJS6AY24

NEXTSPEED® Shielded Panel Kits, Unloaded

19-inch

Format	Color	24-Port Catalog No.	48-Port Catalog No.
Standard	Black	② HPJS24	HPJS48
Angled	Black	HPJS24A	HPJS48A

Note: Shielded jacks sold separately

NEXTSPEED® COBRA-LOCK™ Field Termination Plug

Category 6A	Catalog No.
	③ SP6A

NEXTSPEED® Ascent Shielded Category 6A Patch Cords

Color	Catalog No.	Color	Catalog No.
Black	PC6ABKyy	Purple	PC6APyy
Blue	PC6AByy	Red	PC6ARyy
Green	PC6AGNyy	White	PC6AWyy
Gray	④ PC6AGYyy	Yellow	PC6AYyy
Orange	PC6AORyy		

yy = Standard Length: **01** (1'), **03** (3'), **05** (5'), **07** (7'), **10** (10'), **15** (15'), **25** (25'). Made-to-order lengths are available from 30ft to 75ft in 5ft increments. See color chart on page A2.

NEXTSPEED® Ascent 10GbE, FTP Cable, 4-Pair

Color	Plenum Spool	Riser Spool
Blue	C6AFTPSPB	C6AFTPSRB
Gray	⑤ C6AFTSPGY	C6AFTPSRGY
White	C6AFTSPW	C6AFTPSRW
Yellow	C6AFTSPY	C6AFTPSRY

Note: All category rated cable is packaged in 1000 foot quantities. Made-to-order colors available.

NEXTSPEED® Ascent Shielded Category 6A Trunk Cable Assemblies

BIDnet Pre-Terminated Copper Trunk Assemblies improve air flow in the data center, decrease installation time and supply superior performance.

- Simplifies installation time by 75%
- Reduces initial installation cost by 30%
- 100% factory tested and assembled
- Mission Critical® 25-year warranty

Note: Contact your local distributor or Hubbell Customer Service for additional information on BIDnet Pre-Terminated Copper Trunk Assemblies.



The NEXTSPEED® Category 6 UTP system is designed to deliver headroom beyond 500MHz for dependable Multigigabit Ethernet applications. NEXTSPEED's extended bandwidth provides reliability with zero bit error rate performance for today's high speed digital communications.

NEXTSPEED® Category 6 Jacks

Color	Single Pack	24-Pack	Color	Single Pack	24-Pack
Black	① HXJ6BK	HXJ6BK24	Orange	HXJ6OR	HXJ6OR24
Blue	HXJ6B	HXJ6B24	Pink	-	HXJ6PK24
Gold	-	HXJ6GL24	Purple	-	HXJ6P24
Gray	HXJ6GY	HXJ6GY24	Red	HXJ6R	HXJ6R24
Green	HXJ6GN	HXJ6GN24	White	HXJ6W	HXJ6W24
Ivory	HXJ6EI	HXJ6EI24	Yellow	HXJ6Y	HXJ6Y24
Office White	HXJ6OW	HXJ6OW24			

Note: Light Almond is the same color as Office White. See color chart on page A2.

NEXTSPEED® Category 6 Patch Panels, 19"

Format	Color	24-Port Catalog No.	48-Port Catalog No.
Standard	Black	HP624	HP648
Standard	White	HP624W	HP648W
Angled	Black	HP624A*	② HP648A*

*Angled panels protrude 4.46" from the plane of the rack. One extra inch of space is recommended between the door and panel angle.

Note: See page C5 for additional sizes.

NEXTSPEED® Category 6 Patch Cords

	Catalog No.
Standard patch cord	③ HC6^{xx}yy
Low diameter patch cord	HCL6^{xx}yy

xx = Color: **BK** (Black), **B** (Blue), **GN** (Green), **GY** (Gray), **OR** (Orange), **P** (Purple), **R** (Red), **W** (White), and **Y** (Yellow); see color chart on page A2

yy = Standard Length: **01** (1'), **03** (3'), **05** (5'), **07** (7'), **10** (10'), **15** (15'), **20** (20'), **25** (25');

Made-to-order lengths are available from 30 to 100ft in 5ft increments.

NEXTSPEED® Category 6 UTP Cable, 4-Pair

Color	REELEX® Plenum Box	REELEX® Riser Box
Blue	C6RPB	C6RRB
Gray	C6RPGY	C6RRGY
White	C6RPW	C6RRW
Yellow	④ C6RPY	C6RRY

Note: All category rated cable is packaged in 1000 foot quantities. Made-to-order colors available. See Section E for additional cable requirements. REELEX is licensed and patented by Windings Inc.

NEXTSPEED® Category 6 Field Termination Kits

Pairs	Legs	Connecting Blocks	Catalog No.
64-pair	With	16	⑤ 6110FTK64WL
64-pair	Without	16	6110FTK64NL
192-pair	With	64	6110FTK192WL

Note: See page C9 for full connecting block system.

NEXTSPEED® Category 6 Trunk Cable Assemblies

BIDnet assemblies provide simplicity for permanent links between switches, servers, patch panels, MUTOAs and zone distribution areas enabling easy moves, adds and changes to the infrastructure.

- Simplifies installation time by 75%
- Reduces initial installation cost by 30%
- 100% factory tested and assembled
- Mission Critical® 25-year warranty

Note: Contact your local distributor or Hubbell Customer Service for additional information on BIDnet Pre-Terminated Copper Trunk Assemblies.



NEXTSPEED® Category 5e is designed to support reliable Gigabit Ethernet performance. The NEXTSPEED system is available in a variety of colors, lengths and configurations for multiple applications.

NEXTSPEED® Category 5e Jacks

Color	Single Pack	24-Pack	Color	Single Pack	24-Pack
Black	① HXJ5EBK	HXJ5EBK24	Office White	HXJ5EOW	HXJ5EOW24
Blue	HXJ5EB	HXJ5EB24	Purple	–	HXJ5EP24
Gold	–	HXJ5EGL24	Red	HXJ5ER	HXJ5ER24
Gray	HXJ5EGY	HXJ5EGY24	White	HXJ5EW	HXJ5EW24
Green	HXJ5EGN	HXJ5EGN24	Yellow	HXJ5EY	HXJ5EY24

Note: Light Almond is the same color as Office White. See color chart on page A2.

NEXTSPEED® Category 5e Patch Panels, 19"

Format	Color	24-Port Catalog No.	48-Port Catalog No.
Standard	Black	HP5E24	HP5E48
Standard	White	HP5E24W	HP5E48W
Angled	Black	HP5E24A*	② HP5E48A*

*Angled panels protrude 4.46" from the plane of the rack. One extra inch of space is recommended between the door and panel angle.

Note: See page C6 for additional sizes.

NEXTSPEED® Category 5e Patch Cords

Color	Catalog No.	Color	Catalog No.
Black	HC5EBKyy	Purple	HC5EPyy
Blue	③ HC5EByy	Pink	HC5EPyy
Green	HC5EGYyy	Red	HC5ERyy
Gray	HC5EGNyy	White	HC5EWyy
Orange	HC5EORyy	Yellow	HC5EYyy

yy = Standard Length: **01** (1'), **03** (3'), **05** (5'), **07** (7'), **10** (10'), **15** (15'), **20** (20'), **25** (25'). Made-to-order lengths are available from 30ft to 100ft in 5ft increments. See color chart on page A2.

NEXTSPEED® Category 5e Field Termination Kits

Pairs with 4-pair blocks	Catalog No.
50-pair	110BLK50FTK4
100-pair	110BLK100FTK4
300-pair	110BLK300FTK4

Note: See page C10 for more information on 4- and 5-pair Category 5e 110 blocks.

NEXTSPEED® Category 5e UTP Cable, 4-Pair

Color	REELEX® Plenum Box	REELEX® Riser Box
Blue	C5EPRPB	C5EPRRB
Gray	C5EPRPGY	C5EPRRGY
White	C5EPRPW	C5EPRRW
Yellow	④ C5EPRPY	C5EPRRY

Note: All category rated cable is packaged in 1000 foot quantities. Made-to-order colors available. See Section E for additional cable requirements. REELEX is licensed and patented by Windings Inc.

NEXTSPEED® Category 5e Trunk Cable Assemblies

BIDnet offers a "Green" approach to cabling by providing the exact lengths and number of connections, eliminating unwanted cable waste.

- Simplifies installation time by 75%
- Reduces initial installation cost by 30%
- 100% factory tested and assembled
- Mission Critical® 25-year warranty

Note: Contact your local distributor or Hubbell's Customer Service for additional information on BIDnet Pre-Terminated Copper Trunk Assemblies.



The Hubbell OptiChannel system is a comprehensive, end-to-end fiber solution that supports high bandwidth data center applications including 10/40/100 Gigabit Ethernet. The OptiChannel high density modular design promotes efficiency, flexibility and maximum space utilization without compromising accessibility.

PROclick® Connectors

OM4/OM3 and OS2

Description	Catalog No.
LC 12-pack, OM3/OM4	① FCLC900K50GM12
SC 12-pack, OM3/OM4	② FCSC900K50GM12
LC 100-pack, OM3/OM4	FCLC900K50GM100
LC 12-pack, OS2	FCLC900KSM12
SC 12-pack, OS2	FCSC900KSM12

Standard LC-MPO Cassettes

OM4

Description	Ports	Catalog No.
LC duplex	12	OCLC50G4
LC duplex	24	OCLCD50G4
LC quad	24	③ OCLCQ50G4
LC duplex, violet	12	OCLC50G4VI
LC duplex, violet	24	OCLCD50G4VI
LC quad, violet	24	OCLCQ50G4VI

Note: Standard LC-MPO cassettes are not compatible with HD enclosures. Singlemode and Type 'C' polarity versions also available.

High Density LC-MPO Cassettes

Description	Catalog No.
12-port, OM4, violet	④ OCLCHD50G4VI
12-port, OM4, aqua	OCLCHD50G4
12-port, OS2	OCLCHDSM

MPO Fiber Trunk Assemblies

BIDnet pre-terminated fiber trunk assemblies are custom made to order in any customer-specified configuration.

- Fast, efficient deployment
- 100% factory tested and assembled
- Applications supported: 10/25/50/100/200 Gb/s
- Mission Critical® 25-year warranty

MPO to MPO, OM3/OM4/OS2, Plenum		
Options	Polarity	MPO Gender
12-fiber	A, B or C	M or F
24-fiber	A, B or C	M or F
48- to 144-fiber	A, B or C	M or F

Note: Contact your local distributor or Hubbell customer service for additional information on BIDnet Pre-Terminated Fiber Trunk Assemblies. See page H9 for fiber BIDnet assemblies.

High Density Patch Cords

OM4 duplex single jacket

Description	Catalog No.
LC to LC	⑤ HDPCLC50G4Myy
LC to LC, polarity reversing	HDPCLCRPG4Myy
LC to LC, push rod style	HDPCLCRPG4Myy

yy = Standard Length: **1, 2, 3, 4, 5, 6, 8** or **10** meters

High Density Enclosures

144-port, 1U, 19" (483)

Color	Catalog No.
Black	⑥ FCRHD1UBK

Standard Enclosures

Accept all standard cassettes

RUs	Catalog No.	RUs	Catalog No.
1	FCR1U3SP	3	FCR3U12SP
2	FCR2U6SP	4	FCR4U15SP

Cable

Description	Catalog No.
Indoor, tight buffer	⑦ HFCD1 Series
Indoor, tight buffer, armored	HFCD15 Series
Indoor/outdoor, tight buffer	HFCD14 Series
Indoor/outdoor, tight buffer, armored	HFCD19 Series
Outdoor, loose tube	HFCH3 Series
Indoor/outdoor, loose tube	HFCH2 Series

Note: See Section I for more information.

Standard Patch Cords

OM4 duplex zipcord jacket, plenum

Description	Catalog No.
LC to LC	DFPCLCLCFyMM
LC to LC, violet	DFPCLCLCFyMVI
LC to SC	DFPCLCSCFyMM
MSFP to LC	MSFPCLC50G4Myy

y = Standard Length: **1, 2, 3, 4, 5, 6, 8** or **10** meters

yy = Standard Length: **1** to **25** meters

COPPER

Work Area

Hubbell's work area solutions and modular connectivity have many innovative features that integrate into a wide range of Hubbell products—floor boxes, patch panels, conference table boxes, fire-rated poke-throughs and wallplates.



COPPER

Work Area

Hubbell's work area solutions and modular connectivity have many innovative features that integrate into a wide range of Hubbell products—floor boxes, patch panels, conference table boxes, fire-rated poke-throughs and wallplates.





Specifications

- Exceeds TIA 568.2-D and ISO/IEC 11801 component requirements
- Short links (less than 10M) supported
- Enhanced common mode design eliminates residual and reflected NEXT and ANEXT
- Designed and tested for 1.5A of continuous current per pair

Standards

- TIA-568-C.2 Category 6A component
- IEC 60603-7-41 Category 6A component
- Qualified to 150% of IEEE 802.3bt current level
- IEEE 802.3an 10GBASE-T
- UL Plenum rated

Performance

ETL Quarterly Test Program assures Category 6A component compliance.



Quick Lace Wire Manager

Wire manager securely retains wires for either A or B wiring and is keyed to ensure correct polarity to jack body.



COBRA-LOCK™ Termination

Jack body terminates all wires at once and actively retains termination integrity.



Easily Re-Terminate

Release COBRA-LOCK™ with a small screwdriver and reuse wire manager up to 25 times.

NEXTSPEED® Ascent Category 6A Jacks with COBRA-LOCK™ Termination

	Single Pack	24-Pack
Color		
Black	HJU6ABK	HJU6ABK24
Blue	HJU6AB	HJU6AB24
Brown	HJU6ABN	HJU6ABN24
Gold	HJU6AGL	HJU6AGL24
Gray	HJU6AGY	HJU6AGY24
Green	HJU6AGN	HJU6AGN24
Ivory	HJU6AEI	HJU6AEI24
Office White	HJU6AOW	HJU6AOW24
Orange	HJU6AOR	HJU6AOR24
Pink	HJU6APK	HJU6APK24
Purple	HJU6AP	HJU6AP24
Red	HJU6AR	HJU6AR24
White	HJU6AW	HJU6AW24
Yellow	HJU6AY	HJU6AY24

See color chart on page B2



Specifications

- Zinc die-cast construction provides enhanced protection
- Third party verified
- 100% factory tested

Standards

- TIA-568-C.2 Category 6A component
- IEC 60603-7-51 Category 6A component
- Qualified to 150% of IEEE 802.3bt current level
- IEEE 802.3an 10GBASE-T


Performance

10GbE channel tested, providing 10dB of headroom at 417MHz delivers true 19GbE application assurance.



Wire Manager

Wire manager in place of termination cap.



Die-Cast Housing

Jack housing made from die cast zinc and hinges open to accept termination cap.



COBRA-LOCK™ Termination

Jack housing easily closes by hand to terminate all four pairs at once and locks to provide superior strain relief.


NEXTSPEED® Ascent Category 6A Shielded Jacks with COBRA-LOCK™ Termination

Color	Single Pack	24-Pack
Black	HJS6ABK	HJS6ABK24
Blue	HJS6AB	HJS6AB24
Brown	HJS6ABN	HJS6ABN24
Gold	HJS6AGL	HJS6AGL24
Gray	HJS6AGY	HJS6AGY24
Green	HJS6AGN	HJS6AGN24
Ivory	HJS6AEI	HJS6AEI24
Office White	HJS6AOW	HJS6AOW24
Orange	HJS6AOR	HJS6AOR24
Pink	HJS6APK	HJS6APK24
Purple	HJS6AP	HJS6AP24
Red	HJS6AR	HJS6AR24
White	HJS6AW	HJS6AW24
Yellow	HJS6AY	HJS6AY24

NEXTSPEED® Ascent Category 6 Shielded Jacks with COBRA-LOCK™ Termination


Color	Single Pack	24-Pack
Black	HJS6BK	HJS6BK24
Blue	HJS6B	HJS6B24
Brown	HJS6BN	HJS6BN24
Gold	HJS6GL	HJS6GL24
Gray	HJS6GY	HJS6GY24
Green	HJS6GN	HJS6GN24
Ivory	HJS6EI	HJS6EI24
Office White	HJS6OW	HJS6OW24
Orange	HJS6OR	HJS6OR24
Pink	HJS6PK	HJS6PK24
Purple	HJS6P	HJS6P24
Red	HJS6R	HJS6R24
White	HJS6W	HJS6W24
Yellow	HJS6Y	HJS6Y24

Note: Replacement faces available (SJFx); contact Customer Service



Performance

Front to back contact structure provides enhanced NEXT performance and optimum balance.



Labor Savings
Exclusive 1-Punch Tool terminates within seconds.



Universal Wiring

Two distinct labels eliminate wiring confusion, T568B or T568A.



IDC Lacing

IDC towers have a blade feature to assist pair splitting during termination.



Specifications

- Mating cycles: 2500
- Manufacturing: 100% factory tested

Standards

- TIA-568-C.2 Category 6 component
- IEC 60603-7-4 Category 6 component
- Qualified to 150% of IEEE 802.3bt current level
- IEEE 802.3an 10GBASE-T
- UL Plenum rated

NEXTSPEED® Ascent Category 6 Jacks



Color	Single Pack	24-Pack
Black	HXJ6BK	HXJ6BK24
Blue	HXJ6B	HXJ6B24
Gold	–	HXJ6GL24
Gray	HXJ6GY	HXJ6GY24
Green	HXJ6GN	HXJ6GN24
Ivory	HXJ6EI	HXJ6EI24
Office White	HXJ6OW	HXJ6OW24
Orange	HXJ6OR	HXJ6OR24
Purple	–	HXJ6P24
Red	HXJ6R	HXJ6R24
White	HXJ6W	HXJ6W24
Yellow	HXJ6Y	HXJ6Y24

NEXTSPEED® Category 5e Jacks



Color	Single Pack	24-Pack
Black	HXJ5EBK	HXJ5EBK24
Blue	HXJ5EB	HXJ5EB24
Gold	–	HXJ5EGL24
Gray	HXJ5EGY	HXJ5EGY24
Green	HXJ5EGN	HXJ5EGN24
Ivory	HXJ5EEI	HXJ5EEI24
Office White	HXJ5EOW	HXJ5EOW24
Orange	HXJ5EOR	HXJ5EOR24
Purple	–	HXJ5EP24
Red	HXJ5ER	HXJ5ER24
White	HXJ5EW	HXJ5EW24
Yellow	HXJ5EY	HXJ5EY24

USOC Jacks, RJ-24



Color	Single Pack
Black	HXJUBK
Blue	HXJUB
Gold	–
Gray	HXJUGY
Green	HXJUGN
Ivory	HXJUEI
Office White	HXJUOW
Orange	HXJUOR
Purple	–
Red	HXJUR
White	HXJUW
Yellow	HXJUY

See color chart on page B2



Specifications

- Cable supported:
F/FTP, S/FTP, F/UTP and UTP
Cable jacket O.D. 0.236–0.315" (6–8mm)
- Conductor:
Solid: 22–26AWG
- Performance:
ANSI/TIA-568-C.2 Category 6A and Category 6 channel
- Full 802.3bt (4PPoE) support, Type 3 and 4
- UL Plenum rated

NEXTSPEED® COBRA-LOCK™ Field Termination Plugs

Description	Catalog No.
Category 6A	SP6A
Category 6	SP6



Jack Accessories

Jack Dust Covers, XJ and HJ Series

Description	Catalog No.
Polypropylene, clear, 25-pack	HXJDC25



Note: Mounts within the icon slots located above the RJ45 opening. Cannot be used with SJ shielded jack series.

Secure-IT RJ-45 Port Blocker

Physically lock out access to individual RJ-45 ports with the Secure-IT Port Blocker. Compatible with any RJ-45 port, the blocker inserts easily and requires the supplied tool to remove.

Description	Catalog No.
Locking RJ-45 port blocker	RJ45PB50



Note: Fits any RJ-45 port

Secure-IT Plug Lock Kit

Components for Secure-IT plugs used on BIDNet plugs and Secure-IT patch cords

Description	Catalog No.
Plug lock kit	BCSPKT12

Note: Includes both tamper resistant and locking components with one removal tool.



Jack Icons, XJ and HJ Series

100-pack, snaps onto jack nose

	Blank	Computer	Telephone
Color	Catalog No.	Catalog No.	Catalog No.
Black	IBK100	IBK100C	IBK100T
Blue	IB100	IB100C	IB100T
Brown	IBN100	IBN100C	IBN100T
Gray	IGY100	IGY100C	IGY100T
Green	IGN100	IGN100C	IGN100T
Ivory	IEI100	IEI100C	IEI100T
Orange	IOR100	IOR100C	IOR100T
Purple	IP100	IP100C	IP100T
Red	IR100	IR100C	IR100T
White	IW100	IW100C	IW100T
Yellow	IY100	IY100C	IY100T

Note: Cannot be used with SJ shielded jack series; custom icon numbering and labeling available; contact Customer Service for details

See color chart on page B2



Specifications

- Fits all Hubbell keystone connections (AV, data and fiber)
- Available in single and double gang
- All IFP plates are supplied with paper labels, clear screw covers and color matched screw covers
- Secure; must remove plate to access connectivity

IFP Wallplates with Label Fields

Single Gang



Double Gang



	Single Gang					Double Gang		
Color	1-Port	2-Port	3-Port	4-Port	6-Port	6-Port	9-Port	12-Port
Black	IFP11BK	IFP12BK	IFP13BK	IFP14BK	IFP16BK	IFP26BK	IFP29BK	IFP212BK
Gray	IFP11GY	IFP12GY	IFP13GY	IFP14GY	IFP16GY	IFP26GY	IFP29GY	IFP212GY
Ivory	IFP11EI	IFP12EI	IFP13EI	IFP14EI	IFP16EI	IFP26EI	IFP29EI	IFP212EI
Office White	IFP11OW	IFP12OW	IFP13OW	IFP14OW	IFP16OW	IFP26OW	IFP29OW	IFP212OW
White	IFP11W	IFP12W	IFP13W	IFP14W	IFP16W	IFP26W	IFP29W	IFP212W

NS Wallplates without Label Fields

Single Gang



Double Gang



	Single Gang					Double Gang	
Color	1-Port	2-Port	3-Port	4-Port	6-Port	4-Port	6-Port
Black	NSP11BK	NSP12BK	NSP13BK	NSP14BK	NSP16BK	NSP24BK	NSP26BK
Gray	NSP11GY	NSP12GY	NSP13GY	NSP14GY	NSP16GY	NSP24GY	NSP26GY
Ivory	NSP11I	NSP12I	NSP13I	NSP14I	NSP16I	NSP24I	NSP26I
Light Almond	NSP11LA	NSP12LA	NSP13LA	NSP14LA	NSP16LA	NSP24LA	NSP26LA
White	NSP11W	NSP12W	NSP13W	NSP14W	NSP16W	NSP24W	NSP26W

Angled Wallplates

Single Gang

Color	4-Port
Black	-
Gray	AFP14G
Ivory	AFP14E
Light Almond	AFP14
White	AFP14W



Pass-Through Wallplates

1-Gang

2-Gang

Ivory	NSAV1I	NSAV2I
White	NSAV1W	NSAV2W



Blank Wallplates

Standard

Color	1-Gang	2-Gang	3-Gang	4-Gang
Black	NP13BK	NP23BK	NP33BK	NP43BK
Gray	NP13GY	NP23GY	NP33GY	NP43GY
Ivory	NP13I	NP23I	NP33I	NP43I
Light Almond	NP13LA	NP23LA	NP33LA	NP43LA
White	NP13W	NP23W	NP33W	NP43W



Midsize

Color	1-Gang	2-Gang
Black	NPJ13BK	NPJ23BK
Gray	NPJ13GY	NPJ23GY
Ivory	NPJ13I	NPJ23I
Light Almond	NPJ13LA	NPJ23LA
White	NPJ13W	NPJ23W

Note: Light Almond is the same color as Office White; see color chart on page B2



Specifications

Keystone:

- Fits all Hubbell keystone connections (AV, data and fiber)

Modular Wallplates:

- IMSS plates available in 1-, 2-, 3- and 4-gang
- Fits most Hubbell iSTATION modules

Stainless Steel Wallplates, Rear Loading

Single Gang



1-Port



2-Port



3-Port



4-Port



6-Port

Catalog No.	SSF11	SSF12	SSF13	SSF14	SSF16
-------------	--------------	--------------	--------------	--------------	--------------

Stainless Steel Wallplates, Rear Loading

Double Gang



4-Port



6-Port



9-Port



12-Port

Catalog No.	SSF204	SSF206	SSF209	SSF212
-------------	---------------	---------------	---------------	---------------

Stainless Steel Wallplates with Label Fields, Rear Loading

Single Gang



1-Port



2-Port



3-Port



4-Port



6-Port

Catalog No.	SSFL11	SSFL12	SSFL13	SSFL14	SSFL16
-------------	---------------	---------------	---------------	---------------	---------------

Stainless Steel Wallplates with Label Fields, Rear Loading

Double Gang




4-Port



6-Port



9-Port



12-Port



6-Port

(1) HD15, keystone

Catalog No.	SSFL24	SSFL26	SSFL29	SSFL212	SSFL26HD15
-------------	---------------	---------------	---------------	----------------	-------------------

Hubbell iSTATION Stainless Steel Wallplates, Front Loading



1-Gang



2-Gang



3-Gang



4-Gang

Catalog No.	IMSS1	IMSS2	IMSS3	IMSS4
-------------	--------------	--------------	--------------	--------------



Specifications

- IFP126 is the industry's only decorator wallplate that is UL Listed for power and low-voltage with label fields
- Integrates with all Hubbell keystone connections (AV, data and fiber)
- ISF wallplates are available in 2-, 3-, 4- and 6-port configurations


Decorator Wallplates, Standard, Nylon

Color	1-Gang	2-Gang	3-Gang	4-Gang	5-Gang	6-Gang
Black	NP26BK	NP262BK	NP263BK	NP264BK	NP265BK	NP266BK
Gray	NP26GY	NP262GY	NP263GY	NP264GY	NP265GY	NP266GY
Ivory	NP26I	NP262I	NP263I	NP264I	NP265I	NP266I
Light Almond	NP26LA	NP262LA	NP263LA	NP264LA	NP265LA	NP266LA
White	NP26W	NP262W	NP263W	NP264W	NP265W	NP266W



Decorator Wallplates, Midsize, Nylon

Color	1-Gang	2-Gang	3-Gang	4-Gang
Black	NPJ26BK	NPJ262BK	NPJ263BK	NPJ264BK
Gray	NPJ26GY	NPJ262GY	NPJ263GY	NPJ264GY
Ivory	NPJ26I	NPJ262I	NPJ263I	NPJ264I
Light Almond	NPJ26LA	NPJ262LA	NPJ263LA	NPJ264LA



Decorator Wallplates, Cobra-On

Color	1-Gang	2-Gang	3-Gang	4-Gang
Ivory	NPS26I	NPS262I	NPS263I	NPS264I
Light Almond	NPS26LA	NPS262LA	NPS263LA	NPS264LA
White	NPS26W	NPS262W	NPS263W	NPS264W



Decorator Cover Wallplates

Finish	1-Gang	2-Gang
Brass	SB26	SB262
Stainless Steel	SS26	SS262



Decorator Wallplates with Label Fields

Rated for power and low voltage use

Color	1-Gang	2-Gang
Black	-	IMFP2BK
Gray	IFP126GY	IMFP2GY
Ivory	-	IMFP2EI
Office White	IFP126OW	IMFP2OW
White	IFP126W	IMFP2W



Decorator Outlet Wallplates, Unloaded

Color	1-Port	2-Port	3-Port	4-Port	6-Port	Color	Blank
Black	NS611BK	ISF2BK	ISF3BK	ISF4BK	ISF6BK	Black	NS620BK
Brown	NS611	ISF2BN	ISF3BN	ISF4BN	ISF6BN	Brown	-
Gray	NS611GY	ISF2GY	ISF3GY	ISF4GY	ISF6GY	Gray	NS620GY
Ivory	NS611I	ISF2EI	ISF3EI	ISF4EI	ISF6EI	Ivory	NS620I
Office White	NS611OW	ISF2OW	ISF3OW	ISF4OW	ISF6OW	Light Almond	NS620LA
White	NS611W	ISF2W	ISF3W	ISF4W	ISF6W	White	NS620W



Note: Light Almond is the same color as Office White; see color chart on page B2.







Specifications





- IFP18OW is the only duplex wallplate with label fields in the industry that is UL Listed for power and low-voltage
- Integrates with all Hubbell keystone connections (AV, data and fiber)

Duplex Wallplates, Nylon

Standard

				
Color	1-Gang	2-Gang	3-Gang	4-Gang
Black	NP8BK	NP82BK	NP83BK	NP84BK
Gray	NP8GY	NP82GY	NP83GY	NP84GY
Ivory	NP8I	NP82I	NP83I	NP84I
Light Almond	NP8LA	NP82LA	NP83LA	NP84LA
White	NP8W	NP82W	NP83W	NP84W

Midsized

		
Color	1-Gang	2-Gang
Black	NPJ8BK	NPJ82BK
Gray	NPJ8GY	NPJ82GY
Ivory	NPJ8I	NPJ82I
Light Almond	NPJ8LA	NPJ82LA
White	NPJ8W	NPJ82W



Duplex Wallplates, Stainless Steel

		
Finish	1-Gang	2-Gang
Brass	SB8	SB82
Stainless Steel	SS8	SS82

IFP Duplex Wallplate with Label Fields

	
Color	1-Gang
Office White	IFP18OW

Duplex 106 Outlet Wallplates

		
Color	2-Port	4-Port
Black	BR106B	Q106B
Gray	BR106G	Q106G
Ivory	BR106E	Q106E
Office White	BR106C	Q106O
White	BR106W	Q106W

Note: Light Almond is the same color as Office White; see color chart on page B2.



Specifications

- The sliding cover provides protection and longer life
- Staggered, angled openings provide proper cable exit and bend radius
- Two methods to secure cover: screw, latch or both
- Indoor or NEMA 3R weather-proof grade

Secure-IT Wallplates, Tamper-Resistant

Color	Face Plate 1-Gang/4-Port
Black	TPF1BK
Gray	TPF1GY
Office White	TPF1OW
White	TPF1W



Secure-IT Wallplates, Weather Proof

Color	Face Plate 1-Gang/4-Port
Gray	TWPF1GY



Box Eliminator

Description	1-Gang
Single gang box eliminator used in place of an electrical box; secures to a drywall opening, providing a means to mount a single gang plate	BRBE1



Stainless Steel Wall Mount Phone Wallplates, Single Gang

Description	Flush Jack	Recessed Jack
USOC jack, RJ25, 6-position	SPUF	SPUR
Category 5e jack, RJ45, 8-position	SP5EF	SP5ER
Category 6 jack, RJ45, 8-position	SP6F	SP6R
10 Gig jack, RJ45, 8-position	SP10GF	SP10GR
Blank plate	P630S1G	





Specifications

- Work area and individual port identification labeling
- FP plate positions connectivity outside the furniture channel maximizing internal capacity

Furniture Wallplates (Steelcase®, Haworth®, HON®, Knoll®, etc.)

Opening size: 2.71" x 1.38"



Color	2-Port	4-Port	4-Port In-line
Black	FP2BK	FP4BK	FP4BBK
Brown	FP2BN	FP4BN	FP4BBN
Gray	FP2GY	FP4GY	FP4BGY
Office White	FP2OW	FP4OW	FP4BOW
White	FP2W	FP4W	FP4BW

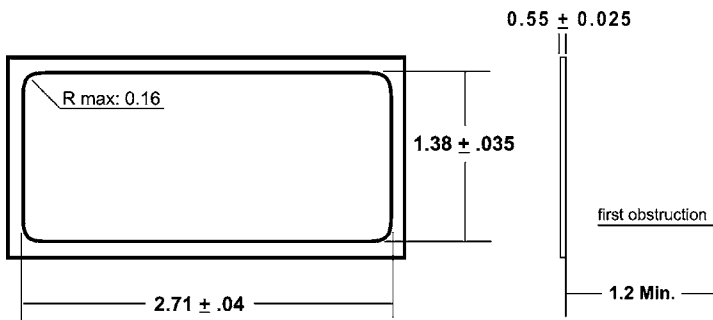
Furniture Reducing Adapter Plate (Herman Miller®)

May be used with the FP2 or FP4 Series furniture plates only for Herman Miller applications; opening size: 2.982" x 1.882"




Color	Catalog No.
Black	HMRBBK
Gray	HMRBGY

FP2 and FP4 Opening Size



Steelcase is a registered trademark of Steelcase, Inc. Haworth is a registered trademark of Haworth, Inc. HON is a registered trademark of the HON Company. Knoll is a registered trademark of Knoll, Inc. Herman Miller is a registered trademark of Herman Miller, Inc.



Specifications

- Fiber storage in 4-, 6- and 12-port versions
- 4- and 6-port versions have ratcheting tabs for adjustable furniture mounting
- 1-, 2-, 4-, 6- and 12-port configurations
- Plenum versions available

HSB Surface Mount Boxes



Color	1-Port	2-Port	4-Port	6-Port	12-Port
Black	HSB1BK	HSB2BK	HSB4BK	HSB6BK	HSB12BK
Gray	HSB1GY	HSB2GY	HSB4GY	HSB6GY	HSB12GY
Ivory	HSB1EI	HSB2EI	HSB4EI	HSB6EI	HSB12EI
Office White	HSB1OW	HSB2OW	HSB4OW	HSB6OW	HSB12OW
White	HSB1W	HSB2W	HSB4W	HSB6W	HSB12W

Note: ISB surface mount boxes are not compatible with SJ shielded jacks

UL Plenum Rated HSB Surface Mount Boxes



Color	1-Port	2-Port
Black	HSB1BKP	HSB2BKP
Gray	HSB1GYP	HSB2GYP
Ivory	HSB1EIP	HSB2EIP
Office White	HSB1OWP	HSB2OWP
White	HSB1WP	HSB2WP

Note: ISB surface mount boxes are not compatible with SJ shielded jacks

Jack and Surface Box Ceiling Bracket

Attaches to drop wire/rod to provide two equipment outlets above the ceiling for WAP, camera, and IoT applications



Description	Catalog No.
2-port ceiling connectivity bracket	CB2



See color chart on page B2.

Non-Metallic Raceway Compatibility Chart

Series	PP	PL	PW	PB
HSB1	✓			✓*
HSB2	✓			✓*
HSB4	✓	✓	✓	✓*
HSB6	✓	✓	✓	✓*
HSB12	✓	✓	✓	✓*

*Use PB3REDA transition fitting

- PP1 = PREMISETRAK® Latching Raceway
- PL1 = LANTRAK® Latching Raceway
- PW2 = WALLTRAK® Latching Raceway
- PB2 = BASETRAK® Non-Latching Raceway
- PB3 = BASETRAK Non-Latching Raceway
- PS3 = SUPER BASETRAK® Non-Latching Raceway

See Section S for Raceway product information



Specifications

- Multimedia compatible
- AMO Capacities
 - 12 Snap Fit connectors
 - 12 fibers (ST or SC)
 - 24 fibers (LC quad)
- UL94-V0


AMO Base Unit Housing

Office White	
Description	Catalog No.
Housing with six (6) bracket locations, unloaded	AMO



AMO Adapter Brackets

Office White	
Description	Catalog No.
ST-style adapter, phosphor bronze, 2 included	AMOBST2
Blank adapter, 10-pack	AMOBL10
Single jack adapter, 10-pack	AMOBJ10
Dual jack adapter, 10-pack	AMOB2J10
Blank for SC duplex or RC quad	AMOLCQUNLD



AMO Adapter Brackets, SC and LC

Description	Color	Catalog No.
SC duplex adapter, phosphor bronze	Office White/Blue	AMOBSCD
LC quad adapter, phosphor bronze, blue	Office White/Blue	AMOLCQSBL
Blank for SC duplex or LC quad	Office White	AMOLCQUNLD
SC duplex adapter, zirconia	Office White/Aqua	AMOBSCDSAQ
LC quad adapter, zirconia	Office White/Aqua	AMOLCQSAQ
LC quad adapter, zirconia	Office White/Beige	AMOLCQSBE



OFPPL Base Unit Housing and Bracket

Description	Catalog No.
Office white housing, cover and mounting accessories	OFPPL
OFP bracket with 2 ST couplers, phosphor bronze	OFPBST2
OFP bracket, blank, 10-pack	OFPBB10



Note: SC duplex and LC quad connectors mount directly to the OFPPL base

Note: Minimum order quantities apply; see pages F13–F16 for more AV connectors and bulk connector options. See color chart on page B2.



Specifications

- Suitable for multimedia applications
- Compatible with HJ, XJ and SF style AV and fiber connectors

UK-Style Wallplates and Modules

Description	Qty.	Catalog No.
Flat frame, 1-gang, 50 x 50mm	80-pack	HBP50
Flat frame, 2-gang, 100 x 50mm	50-pack	HBP100
Shuttered, unloaded, 50 x 25mm	125-pack	HBM1
Angled, shuttered, unloaded, 50 x 25mm	100-pack	HBM1A
Blanking plate, 50 x 25mm	50-pack	HBM1B



UK LJ6C-Style Wallplates and Modules

Description	Qty.	Catalog No.
Shuttered, unloaded, 37 x 22.5mm (LJ6C)	100-pack	HLJ6C
Angled, shuttered, unloaded, 37 x 22.5mm (LJ6C)	100-pack	HLJ6CA
Flat frame, 1-gang, 2-port (LJ6C)	80-pack	HLJ6CP2
Flat frame, 2-gang, 4-port (LJ6C)	40-pack	HLJ6CP4



French-Style Wallplates and Modules

Description	Qty.	Catalog No.
Single module, unloaded, 45 x 45mm	100-pack	HFM1
Dual module, unloaded, 45 x 45mm	100-pack	HFM2
Angled, dual module, unloaded, 45 x 45mm	100-pack	HFM2A2
Flat frame, 1-gang, 45 x 45mm	80-pack	HFP45
Flat frame, 1-gang, 90 x 45mm	25-pack	HFP90



Asian-Style Wallplates

Single Gang	1-Port Plate, Unloaded	2-Port Plate, Unloaded	4-Port Plate
Flat frame, 86 x 86mm	BPS11	BPS12	-
Bevelled, 86 x 86mm	BPS11A	BPS12A	-
Flat frame, 86 x 86mm	BPC11	BPC12	BPC14
Angled, 86 x 86mm	BPC11A	BPC12A	-



Australian Clipsal® Style Module

Description	Qty.	Catalog No.
Keystone module	100-pack	CKM100

Clipsal® is a registered trademark of Clipsal Australia Pty Ltd. and/or Schneider Electric.



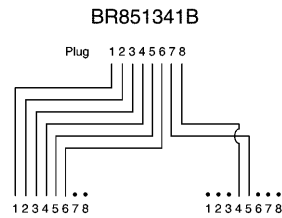
Specifications

- Gold plated contacts
- Wire map label provided
- Easy latch actuation

Splitting Y Adapters

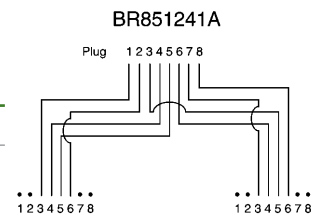
Converts a T568B wired RJ45 jack by splitting Pairs 1, 2, and 3 to first 6 positions of Jack 1, and Pair 4 to positions 4 and 5 of Jack 2.

Catalog No. **BR851341B**



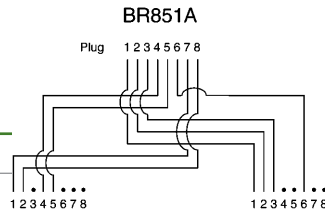
Converts a T568B wired RJ45 jack into two 2-pair jacks. Designed for connecting two pieces of voice, data or ancillary equipment.

Catalog No. **BR851241A**



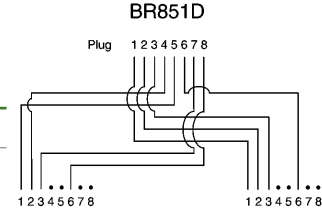
Converts a T568B wired RJ45 jack to a voice wired application (Pairs 1 and 4) Jack 1, and a 10/100BASE-T application (Pairs 2 and 3) wired 8-position Jack 2.

Catalog No. **BR851A**



Converts a T568B wired RJ45 jack to (2) 10/100BASE-T wired RJ45 jacks. Pairs 2 and 3 are split to Jack 1, and Pairs 1 and 4 are split to Jack 2.

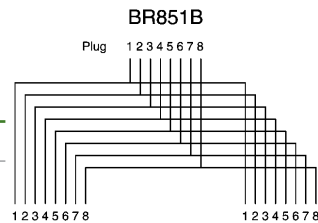
Catalog No. **BR851D**



Bridging Y Adapters

Provides (2) RJ45 4-pair jacks in a parallel wiring formation, providing two access points to the circuit, adding a common station or in a daisy chain application.




Catalog No. **BR851B**



COPPER

Cross Connect

Hubbell's cross connect products lead the industry in innovation, efficiency and component performance. Hubbell's patch panels and blocks are designed to exceed current industry standards and provide a foundation for future applications.






Index

- NEXTSPEED® Ascent Category 6A Panel Kits C3
- NEXTSPEED® Ascent Category 6A Component C4
- NEXTSPEED® Category 6 Component Punch Down Panels C5
- NEXTSPEED® Category 5e Component Punch Down Panels..... C6
- Hubbell iSTATION Multimedia and Keystone Patch Panels..... C7
- 6-110 Connecting Block System C9
- 110 Connecting Block System..... C10
- Rack Mount and Wall Mount Kits C11
- Cross Connect Blocks..... C12



Performance

Individual jack modules provide superior ANEXT suppression and consistent NEXT performance.



COBRA-LOCK™ Termination

Jack body terminates all wires at once and actively retains termination integrity.

Specifications



- Exceeds TIA 568.2-D and ISO/IEC 11801 component requirements
- Short links (less than 10M) supported
- Enhanced common mode design eliminates residual and reflected NEXT and ANEXT
- Designed and tested for 1.5A of continuous current per pair

Standards/Listings/Verifications

- ANSI/TIA 568.2-D Category 6A component
- Category 6A component in Class E_A cabling, ISO/IEC 11801, IEC 60603-7-41
- Third Party tested for ANSI/TIA 568.2-D requirements Component/Link/Channel
- Mechanical: Verified to ANSI/TIA 568.2-D
- UL Listed 1863, UL 94 V-0 Flammability Rating
- ISO9001-2008 Manufacturing Process



Identification

Integrated port and panel labeling, simplifies ANSI/TIA 606-C compliance.



Complete One-Part Solution

These kits come with jacks, cable management bars, labels and hardware.

NEXTSPEED® Ascent Category 6A Patch Panel Kits

Includes: HJU6ABK jacks, cable management bar(s), stuffer caps and rack screws

Color	Width Inches (mm)	Height Inches (mm)	Ports	Rack Units	Catalog No.
Black	19" (483)	1.75" (45)	24	1	HPJ6A24
		3.50" (89)	48	2	HPJ6A48



Note: Versions without cable management bar available; HP6A24E and HP6A48E

NEXTSPEED® Ascent Category 6A Angled Patch Panel Kits

Includes: HJU6ABK jacks, cable management bar(s), stuffer caps and rack screws

Color	Width Inches (mm)	Height Inches (mm)	Ports	Rack Units	Catalog No.
Black	19" (483)	1.75" (45)	24	1	HPJ6A24A
		3.50" (89)	48	2	HPJ6A48A



Note: Angled panel protrudes 4.46" from the plane of the rack. One extra inch of space is recommended between the door and panel angle.

UDX Super High-Density Panel, Unloaded

Type	Color	Width Inches (mm)	Height Inches (mm)	Ports	Rack Units	Catalog No.
Flat	Black	19" (483)	1.75" (45)	48	1	UDX48E1U
Angled	Black	19" (483)	1.75" (45)	48	1	UDX48A1U



Note: Only accept HXJ/HJ6A jacks

HPJ Multimedia Jack Panels, Unloaded

Type	Color	Width Inches (mm)	Height Inches (mm)	Ports	Rack Units	Catalog No.
Flat	Black	19" (483)	1.75" (45)	24	1	HPJ24
			3.50" (89)	48	2	HPJ48
			5.25" (133)	72	3	HPJ72
	White	19" (483)	1.75" (45)	24	1	HPJ24W
			3.50" (89)	48	2	HPJ48W
			5.25" (133)	72	3	HPJ72W
Angled	Black	19" (483)	1.75" (45)	24	1	HPJ24A
			3.50" (89)	48	2	HPJ48A
89D	Black	–	–	12	–	HPJ1289*



*Pre-mounted on an 89D bracket

Rear Cable Management Bars

Type	Description	Catalog No.
19" Rack Mount	Cable management bar and screws	CMBR
	Cable management bar, straight, with screws	ECMBRS
	Cable management bar, 3" with screws	ECMBR3
	Cable management bar, 6" with screws	ECMBR6
Panel Mount	Cable management bar	HPRCMB



Labels for NEXTSPEED® Patch Panels

Description	Catalog No.
Printable front, 6-port, 4800-pack	HPJLBL4800

Note: Download template at hubbell.com/hubbellpremisewiring/en/labeling

NEXTSPEED® Category 6 Patch Panels

Includes: cable management bar(s), stuffer caps and rack screws

Color	Width Inches (mm)	Height Inches (mm)	Ports	Rack Units	Catalog No.
Black	19" (483)	1.75" (45)	24	1	HP624
		3.50" (89)	48	2	HP648
		7.00" (178)	96	4	HP696
White	19" (483)	1.75" (45)	24	1	HP624W
		3.50" (89)	48	2	HP648W



Note: Versions without cable management bar available; HP624E and HP648E

NEXTSPEED® Category 6 Angled Patch Panels

Color	Width Inches (mm)	Height Inches (mm)	Ports	Rack Units	Catalog No.
Black	19" (483)	1.75" (45)	24	1	HP624A
		3.50" (89)	48	2	HP648A



Note: HP6xxA angled panel protrudes 4.46" from the plane of the rack. Hubbell recommends one (1) extra inch of space between the door and panel angle.

NEXTSPEED® Ascent Category 6 Surface Mount Panel

Description	Catalog No.
12-port, Category 6, universal, 89D	HP612



Rear Cable Management Bars

Type	Description	Catalog No.
19" rack mount	Cable management bar and screws	CMBR
	Cable management bar, straight, with screws	ECMBRS
	Cable management bar, 3" with screws	ECMBR3
	Cable management bar, 6" with screws	ECMBR6
HPxx panel mount	Cable management bar	HPRCMB



Labels for NEXTSPEED® Patch Panels

Description	Catalog No.
Printable front, 6-port, 4800-pack	HPLBL4800

Note: Download label template at hubbell.com/hubbellpremisewiring/en/labeling

Termination Caps

Description	Catalog No.
12-pack	HPSC12

NEXTSPEED® Category 5e Patch Panels

Includes: cable management bar(s), stuffer caps and rack screws

Color	Width Inches (mm)	Height Inches (mm)	Ports	Rack Units	Catalog No.
Black	19" (483)	1.75" (45)	24	1	HP5E24
		3.50" (89)	48	2	HP5E48
		7.00" (178)	96	4	HP5E96
White	19" (483)	1.75" (45)	24	1	HP5E24W
		3.50" (89)	48	2	HP5E48W



Note: Versions without cable management bar available; HP5E24E and HP5E48E

NEXTSPEED® Category 5e Angled Patch Panels

Color	Width Inches (mm)	Height Inches (mm)	Ports	Rack Units	Catalog No.
Black	19" (483)	1.75" (45)	24	1	HP5E24A
		3.50" (89)	48	2	HP5E48A



Note: HP6xxA angled panel protrudes 4.46" from the plane of the rack. Hubbell recommends one (1) extra inch of space between the door and panel angle.

NEXTSPEED® Ascent Category 5e Surface Mount Panel

Description	Catalog No.
12-port, Category 5e, universal, 89D	HP5E12



Rear Cable Management Bars

Type	Description	Catalog No.
19" Rack Mount	Cable management bar and screws	CMBR
	Cable management bar, straight, with screws	ECMBRS
	Cable management bar, 3" with screws	ECMBR3
	Cable management bar, 6" with screws	ECMBR6
HPxXX Panel Mount	Cable management bar	HPRCMB



Labels for NEXTSPEED® Patch Panels

Description	Catalog No.
Printable front, 6-port, 4800-pack	HPLBL4800

Note: Download label template at hubbell.com/hubbellpremisewiring/en/labeling

Termination Caps

Description	Catalog No.
12-pack	HPSC12



Capacity

Ideal solution where rack space is at an absolute premium, add-as-you-go flexibility, mixed jack performance, and color-coding are desired.



Durability

Metal rolled edge construction eliminates flex.

Specifications




- High density form factor saves space in the datacenter
- Fits all Hubbell HXJ and HJ jacks
- Opens up rack real-estate
- Color coding: jacks are available in 14 different colors for application differentiation

Specifications

- Panel material: cold rolled steel
- Durable, black powder coat finish

Standards/Listings/Verifications

- Complies with CEA-310-E rack mount standard
- ANSI/TIA 606-C
- UL Listed 1863



Keystone Design

Front- or rear-loading on HPJ Series simplifies installation, enables moves, adds and changes, and provides migration path.



Integration Labeling

Integrated label fields on HPJ Series accept office printable label strips.

UDX Super High-Density Panel, Unloaded


Type	Color	Width Inches (mm)	Height Inches (mm)	Ports	Rack Units	Catalog No.
Flat	Black	19" (483)	1.75" (45)	48	1	UDX48E1U
Angled	Black	19" (483)	1.75" (45)	48	1	UDX48A1U



Note: Only accept HXJ/HJ6A jacks

HPJ Multimedia Jack Panels, Unloaded

Type	Color	Width Inches (mm)	Height Inches (mm)	Ports	Rack Units	Catalog No.
Flat	Black	19" (483)	1.75" (45)	24	1	HPJ24
			3.50" (89)	48	2	HPJ48
			5.25" (133)	72	3	HPJ72
Angled	Black	19" (483)	1.75" (45)	24	1	HPJ24A
			3.50" (89)	48	2	HPJ48A
			5.25" (133)	72	3	HPJ72A
89D	Black	-	-	12	-	HPJ1289*



*Pre-mounted on an 89D bracket

Rear Cable Management Bars

Description	Catalog No.
HPW panel mount for HPJ Series	HPRCMB
UDX panel mount	RCMB



AV Panels, Unloaded

Type	Color	Width Inches (mm)	Height Inches (mm)	Capacity	Catalog No.
Flat	Black	19" (483)	3.50" (89)	8-Gang Decorator	HPD8
			1.75" (45)	16-Port Pro-AV	PAV16
			3.50" (89)	32-Port Pro-AV	PAV32
			3.50" (89)	(12) iSTATION module units	HP12IMU
Angled	Black	19" (483)	1.75" (45)	16-Port Pro-AV	PAVA16
			3.50" (89)	32-Port Pro-AV	PAVA32



Shielded Patch Panels, Unloaded

Includes cable management bar and grounding strap

Type	Color	Width Inches (mm)	Height Inches (mm)	Ports	Rack Units	Catalog No.
Flat	Black	19" (483)	1.75" (45)	24	1	HPJS24
	Black	19" (483)	3.50" (89)	48	2	HPJS48
Angled	Black	19" (483)	1.75" (45)	24	1	HPJS24A
	Black	19" (483)	3.50" (89)	48	2	HPJS48A



Note: Shielded jacks sold separately; see page B4

Labels for HPJ Series Patch Panels

Description	Qty	Catalog No.
Printable labels, 6-port	4800-pack	HPJLBL4800
Replacement 6-port module and label holder for HPJ Series, Black	1	HPJ6M

Note: Not for HPJS or UDX Series; download label template at hubbell.com/hubbellpremisewiring/en/labeling

Field Termination Kits, 6-110

Description	Catalog No.
6-110/64-pair field termination kit with standoff legs	6110FTK64WL
6-110/64-pair field termination kit without standoff legs	6110FTK64NL
6-110/192-pair field termination kit with standoff legs	6110FTK192WL



Termination Tool, 6-110/4-Pair

Description	Catalog No.
Termination tool, 4-pair, 6-110 (includes head and blades)	6110MPPDT
Replacement tool head, 6-110 (includes blades)	6110MPPDT1

Note: 6-110 tool is not compatible with 1-punch termination tool.



Field Terminated Patch Plugs

Includes (1) patch plug base, (1) patch plug cover, and (1) cable tie

Description	Catalog No.
Category 6, 6-110, 4-pair, yellow	6110FPP4PR



Factory Terminated Patch Cords

Color: Yellow



Length	6-110 to 6-110	6-110 to RJ45 (T568B)
3'	-	6119PCL3
5'	-	6119PCL5
7'	6110PCL7	6119PCL7
9'	-	6119PCL9

Connecting Blocks, 6-110/4-Pair

Description	Catalog No.
Connecting blocks, 6-110/4-pair	6110CB4PR10



Hubbell Labeling Solutions, Cross Connect, 6-110/110

The Hubbell labeling solution 110 laser-printable label sheets and covers can be mounted between each wiring channel to identify individual station ports or pair counts.

Description	Color	Catalog No.
Laser-printable label sheets, 10-pack	White	XPL11010W
	Yellow	XPL11010Y
	Blue	XPL11010B



Wiring Blocks, 110

With removable standoff legs

Description	Catalog No.
110/50-pair	110BLK50BWL
110/100-pair	110BLK100BWL
110/300-pair	110BLK300BWL



Field Termination Kits, 110

Description	With	Catalog No.
110/50-pair	4-pair blocks	110BLK50FTK4
	5-pair blocks	110BLK50FTK5
110/100-pair	4-pair blocks	110BLK100FTK4
	5-pair blocks	110BLK100FTK5
110/300-pair	4-pair blocks	110BLK300FTK4
	5-pair blocks	110BLK300FTK5



Termination Tool, 110/5-Pair

Designed to seat 110 connecting blocks and terminate and cut UTP cable on 110 wiring blocks



Description	Catalog No.
Termination tool, includes head and blades	T5PPD110

Field Terminated Patch Plugs

Includes (1) patch plug base, (1) patch plug cover, (1) cable tie



Description	Catalog No.
Category 5e, 110, 4-pair, gray	110FPP4PR

Factory Terminated Patch Cords

Color: Yellow



Length	110 to 110	110 to RJ45 (T568B)
3'	PC110C5EL3	PC119C5EL3
5'	PC110C5EL5	PC119C5EL5
7'	PC110C5EL7	PC119C5EL7
12'	PC110C5EL12	PC119C5EL12

Connecting Blocks, 110

110 connecting blocks are terminated to the 110 wiring blocks using the 110/5-pair termination tool; available in 4- and 5-pair sizes



Description	Catalog No.
110/4-pair, 10-pack	110CB4PR10
110/5-pair, 10-pack	110CB5PR10

Hubbell Labeling Solutions, Cross Connect, 6-110/110

The Hubbell labeling solution 110 laser-printable label sheets and covers can be mounted between each wiring channel to identify individual station ports or pair counts.

Description	Color	Catalog No.
Laser-printable label sheets, 10-pack	White	XPL11010W
	Yellow	XPL11010Y
	Blue	XPL11010B





①



②



③

Rack Mount Kits, 6-110

Category 6

Pairs	Rack Units	Troughs	Catalog No.
128-pair	3U	With	① 611ORM1
	2U	Without	611ORM1NT

Rack Mount Kits, 110

Category 5e, with cable management

Pairs	Rack Units	Connecting Blocks	Catalog No.
100-pair	2U	4-pair	② 110RM14
		5-pair	110RM15
200-pair	3U	4-pair	110RM24
		5-pair	110RM25

Category 5e, without cable management

100-pair	1U	4-pair	③ 110RM14NT
		5-pair	110RM15NT
200-pair	2U	4-pair	110RM24NT
		5-pair	110RM25NT



④



⑤

Wall Mount Kits, 6-110/110

Kit Contents/Quantities:

6-110 Kit	110 Kit	Item
1	1	Wall mount tower frame
1	1	Bottom cable trough
3	–	6-110/64-pair wiring blocks without legs
–	3	100-pair wiring blocks without legs
48	–	6-110/4-pair connecting blocks
–	60	110/4-pair connecting blocks
–	12	110/5-pair connecting blocks
3	3	Cable management troughs without legs
6	6	Clear label holders
6	6	White paper designation strips

Category 6 Kit

Description	Catalog No.
6-110/192-pair	6110WMK

Category 5e Kit

Description	Catalog No.
110/300-pair	110WMK

Cable Management Troughs

Description	Catalog No.
With legs	④ 110TRA
Without legs	⑤ 110TRB



Modular 66 Cross Connect Blocks, 66M

Description	Block Size	Capacity	Catalog No.
66M block, Category 5 with cover	4 x 50	50-pair	HPW66M150C5
66M block	4 x 25	25-pair	① HPW66M125
	4 x 50	50-pair	② HPW66M150
66M cover	–	–	HPW66MCVR

Modular 66 Cross Connect Blocks, 66B

Description	Block Size	Capacity	Catalog No.
66B block, split (3x), with cover	6 x 6	6-pair	③ HPW66B36
66B block cover for HPW66B 425 + 350	–	–	HPW66BCVR
66M block	6 x 12	6-pair	④ HPW66B16
66B block 25-pair, split (4x)	6 x 50	25-pair	HPW66B425
66B block 50-pair, split (4x)	6 x 50	50-pair	HPW66B350

Modular 66 Cross Connect Block Accessories

Description	Catalog No.
Cable routing spool without screw	HPW66SPLA
Cable routing spool with screw	⑤ HPW66SPLB
89B bracket (use to mount 66M series blocks)	HPW89B
89D bracket (use to mount 66M series blocks)	⑥ HPW89D
Backboard (blue, for 89D and 89B brackets); includes (2) 89B brackets as shown	⑦ HPW66BB

COPPER

Cords and Assemblies

Hubbell cable assemblies are manufactured with top quality components and are tuned with Hubbell jacks, patch panels and cable, creating a superior end-to-end system. Hubbell enterprise patch cords are constructed with high performance patch cable and are third party verified and 100% performance tested, assuring the highest quality, most reliable patch cord in the industry.



Index

NEXTSPEED® Ascent Category 6A Patch Cords D3
NEXTSPEED® Ascent Cat 6A Shielded and SecureIT™ Patch Cords D4
NEXTSPEED® Category 6 Patch Cords D5
NEXTSPEED® Category 6 Shielded and SecureIT™ Patch Cords D6
NEXTSPEED® Category 5e Patch Cords D7
BIDnet Pre-Terminated Copper Trunk Assemblies D8

Color Chart:

 Black	 Gray	 Orange	 Purple	 White
 Blue	 Green	 Pink	 Red	 Yellow



24-Piece Bulk Pack



Low Diameter Series

Common Specifications

- Third party ETL verified Category 6A component
- Plug optimized for high density switch ports
- 10-gigabit application assurance
- Qualified to 150% of 802.3bt PoE current level
- 100% performance tested

Low Diameter Cords

- Over 50% cross sectional area reduction improved air flow
- 63% improved bend radius
- Maximum channel with PoE: 131ft (40m)

NEXTSPEED® Ascent High Flex Standard Category 6A Patch Cords

Nominal O.D. 0.290"; single pack; 24-piece bulk pack available up to 15' (add X24 to Catalog Number)

Length	Black	Blue	Gray	Green	Orange
1'	HC6ABK01	HC6AB01	HC6AGY01	HC6AGN01	HC6AOR01
3'	HC6ABK03	HC6AB03	HC6AGY03	HC6AGN03	HC6AOR03
5'	HC6ABK05	HC6AB05	HC6AGY05	HC6AGN05	HC6AOR05
7'	HC6ABK07	HC6AB07	HC6AGY07	HC6AGN07	HC6AOR07
10'	HC6ABK10	HC6AB10	HC6AGY10	HC6AGN10	HC6AOR10
15'	HC6ABK15	HC6AB15	HC6AGY15	HC6AGN15	HC6AOR15
20'	HC6ABK20	HC6AB20	HC6AGY20	HC6AGN20	HC6AOR20
25'	HC6ABK25	HC6AB25	HC6AGY25	HC6AGN25	HC6AOR25
Length	Pink	Purple	Red	White	Yellow
1'	HC6APK01	HC6AP01	HC6AR01	HC6AW01	HC6AY01
3'	HC6APK03	HC6AP03	HC6AR03	HC6AW03	HC6AY03
5'	HC6APK05	HC6AP05	HC6AR05	HC6AW05	HC6AY05
7'	HC6APK07	HC6AP07	HC6AR07	HC6AW07	HC6AY07
10'	HC6APK10	HC6AP10	HC6AR10	HC6AW10	HC6AY10
15'	HC6APK15	HC6AP15	HC6AR15	HC6AW15	HC6AY15
20'	HC6APK20	HC6AP20	HC6AR20	HC6AW20	HC6AY20
25'	HC6APK25	HC6AP25	HC6AR25	HC6AW25	HC6AY25

NEXTSPEED® Ascent Low Diameter Category 6A Patch Cords

Nominal O.D. 0.186"; single pack; 24-piece bulk pack available up to 15' (add X24 to Catalog Number)

Length	Black	Blue	Gray	Green	Orange
1'	HCL6ABK01	HCL6AB01	HCL6AGY01	HCL6AGN01	HCL6AOR01
3'	HCL6ABK03	HCL6AB03	HCL6AGY03	HCL6AGN03	HCL6AOR03
5'	HCL6ABK05	HCL6AB05	HCL6AGY05	HCL6AGN05	HCL6AOR05
7'	HCL6ABK07	HCL6AB07	HCL6AGY07	HCL6AGN07	HCL6AOR07
10'	HCL6ABK10	HCL6AB10	HCL6AGY10	HCL6AGN10	HCL6AOR10
15'	HCL6ABK15	HCL6AB15	HCL6AGY15	HCL6AGN15	HCL6AOR15
20'	HCL6ABK20	HCL6AB20	HCL6AGY20	HCL6AGN20	HCL6AOR20
25'	HCL6ABK25	HCL6AB25	HCL6AGY25	HCL6AGN25	HCL6AOR25
Length	Pink	Purple	Red	White	Yellow
1'	HCL6APK01	HCL6AP01	HCL6AR01	HCL6AW01	HCL6AY01
3'	HCL6APK03	HCL6AP03	HCL6AR03	HCL6AW03	HCL6AY03
5'	HCL6APK05	HCL6AP05	HCL6AR05	HCL6AW05	HCL6AY05
7'	HCL6APK07	HCL6AP07	HCL6AR07	HCL6AW07	HCL6AY07
10'	HCL6APK10	HCL6AP10	HCL6AR10	HCL6AW10	HCL6AY10
15'	HCL6APK15	HCL6AP15	HCL6AR15	HCL6AW15	HCL6AY15
20'	HCL6APK20	HCL6AP20	HCL6AR20	HCL6AW20	HCL6AY20
25'	HCL6APK25	HCL6AP25	HCL6AR25	HCL6AW25	HCL6AY25

Note: See color chart on page D2. Additional made-to-order lengths and configurations are available through Hubbell's Patch Cord Configuration program. Contact Customer Service at (800) 626-0005 to learn more.



SecureIT™ Cords are one of the most effective ways to increase network security and reliability. Prevent access to mission-critical and publicly accessible network ports or guard against accidental disconnection with Hubbell's SecureIT™ suite of physical network security products.


Features

- Two options to physically secure your connections
 - Red lock pin prevents unauthorized removal
 - Orange finger pinch pin prevents accidental disconnection
- Comes with lock pin removal tool and two sets of red and orange pins

NEXTSPEED® Ascent SecureIT™ Category 6A Patch Cords

Nominal O.D. 0.290" single pack

Length	Black	Blue	White	Yellow
3'	HC6ABK03SP	HC6AB03SP	HC6AW03SP	HC6AY03SP
5'	HC6ABK05SP	HC6AB05SP	HC6AW05SP	HC6AY05SP
7'	HC6ABK07SP	HC6AB07SP	HC6AW07SP	HC6AY07SP
10'	HC6ABK10SP	HC6AB10SP	HC6AW10SP	HC6AY10SP
15'	HC6ABK15SP	HC6AB15SP	HC6AW15SP	HC6AY15SP
20'	HC6ABK20SP	HC6AB20SP	HC6AW20SP	HC6AY20SP
25'	HC6ABK25SP	HC6AB25SP	HC6AW25SP	HC6AY25SP



NEXTSPEED® Ascent Shielded Category 6A Patch Cords

Nominal O.D. 0.235"; single pack

Length	Black	Blue	Gray	Green
1'	PC6ABK01	PC6AB01	PC6AGY01	PC6AGN01
3'	PC6ABK03	PC6AB03	PC6AGY03	PC6AGN03
5'	PC6ABK05	PC6AB05	PC6AGY05	PC6AGN05
7'	PC6ABK07	PC6AB07	PC6AGY07	PC6AGN07
10'	PC6ABK10	PC6AB10	PC6AGY10	PC6AGN10
15'	PC6ABK15	PC6AB15	PC6AGY15	PC6AGN15
20'	PC6ABK20	PC6AB20	PC6AGY20	PC6AGN20
25'	PC6ABK25	PC6AB25	PC6AGY25	PC6AGN25

Length	Purple	Red	White	Yellow
1'	PC6AP01	PC6AR01	PC6AW01	PC6AY01
3'	PC6AP03	PC6AR03	PC6AW03	PC6AY03
5'	PC6AP05	PC6AR05	PC6AW05	PC6AY05
7'	PC6AP07	PC6AR07	PC6AW07	PC6AY07
10'	PC6AP10	PC6AR10	PC6AW10	PC6AY10
15'	PC6AP15	PC6AR15	PC6AW15	PC6AY15
20'	PC6AP20	PC6AR20	PC6AW20	PC6AY20
25'	PC6AP25	PC6AR25	PC6AW25	PC6AY25



NEXTSPEED® SecureIT™ Patch Cord Accessories

Description	Catalog No.
Replacement locking pin removal tool	HCSPTOOL1
SecureIT plug kit; includes (12) sets of red and orange pins, (1) removal tool	BCSPKT12

Note: See color chart on page D2. Additional made-to-order lengths and configurations are available through Hubbell's Patch Cord Configuration program. Contact Customer Service at (800) 626-0005 to learn more.



24-Piece Bulk Pack

Low Diameter Series

Common Specifications

- Third party ETL verified Category 6 component
- Plug optimized for high density switch ports
- 5-gigabit application assurance
- Qualified to 150% of 802.3bt PoE current level
- 100% performance tested

Low Diameter Cords

- Over 50% cross sectional area reduction improved air flow
- 40% improved bend radius
- Maximum channel with PoE: 131ft (40m)

NEXTSPEED® High Flex Standard Category 6 Patch Cords

Nominal O.D. 0.224"; single pack; 24-piece bulk pack available up to 15' (add X24 to Catalog Number)

Length	Black	Blue	Gray	Green	Orange
1'	HC6BK01	HC6B01	HC6GY01	HC6GN01	HC6OR01
3'	HC6BK03	HC6B03	HC6GY03	HC6GN03	HC6OR03
5'	HC6BK05	HC6B05	HC6GY05	HC6GN05	HC6OR05
7'	HC6BK07	HC6B07	HC6GY07	HC6GN07	HC6OR07
10'	HC6BK10	HC6B10	HC6GY10	HC6GN10	HC6OR10
15'	HC6BK15	HC6B15	HC6GY15	HC6GN15	HC6OR15
20'	HC6BK20	HC6B20	HC6GY20	HC6GN20	HC6OR20
25'	HC6BK25	HC6B25	HC6GY25	HC6GN25	HC6OR25
Length	Pink	Purple	Red	White	Yellow
1'	HC6PK01	HC6P01	HC6R01	HC6W01	HC6Y01
3'	HC6PK03	HC6P03	HC6R03	HC6W03	HC6Y03
5'	HC6PK05	HC6P05	HC6R05	HC6W05	HC6Y05
7'	HC6PK07	HC6P07	HC6R07	HC6W07	HC6Y07
10'	HC6PK10	HC6P10	HC6R10	HC6W10	HC6Y10
15'	HC6PK15	HC6P15	HC6R15	HC6W15	HC6Y15
20'	HC6PK20	HC6P20	HC6R20	HC6W20	HC6Y20
25'	HC6PK25	HC6P25	HC6R25	HC6W25	HC6Y25

NEXTSPEED® Low Diameter Category 6 Patch Cords

Nominal O.D. 0.150"; single pack; 24-piece bulk pack available up to 15' (add X24 to Catalog Number)

Length	Black	Blue	Gray	Green	Orange
1'	HCL6BK01	HCL6B01	HCL6GY01	HCL6GN01	HCL6OR01
3'	HCL6BK03	HCL6B03	HCL6GY03	HCL6GN03	HCL6OR03
5'	HCL6BK05	HCL6B05	HCL6GY05	HCL6GN05	HCL6OR05
7'	HCL6BK07	HCL6B07	HCL6GY07	HCL6GN07	HCL6OR07
10'	HCL6BK10	HCL6B10	HCL6GY10	HCL6GN10	HCL6OR10
15'	HCL6BK15	HCL6B15	HCL6GY15	HCL6GN15	HCL6OR15
20'	HCL6BK20	HCL6B20	HCL6GY20	HCL6GN20	HCL6OR20
25'	HCL6BK25	HCL6B25	HCL6GY25	HCL6GN25	HCL6OR25
Length	Pink	Purple	Red	White	Yellow
1'	HCL6PK01	HCL6P01	HCL6R01	HCL6W01	HCL6Y01
3'	HCL6PK03	HCL6P03	HCL6R03	HCL6W03	HCL6Y03
5'	HCL6PK05	HCL6P05	HCL6R05	HCL6W05	HCL6Y05
7'	HCL6PK07	HCL6P07	HCL6R07	HCL6W07	HCL6Y07
10'	HCL6PK10	HCL6P10	HCL6R10	HCL6W10	HCL6Y10
15'	HCL6PK15	HCL6P15	HCL6R15	HCL6W15	HCL6Y15
20'	HCL6PK20	HCL6P20	HCL6R20	HCL6W20	HCL6Y20
25'	HCL6PK25	HCL6P25	HCL6R25	HCL6W25	HCL6Y25

Note: See color chart on page D2. Additional made-to-order lengths and configurations are available through Hubbell's Patch Cord Configuration program. Contact Customer Service at (800) 626-0005 to learn more.



SecureIT™ Cords are one of the most effective ways to increase network security and reliability. Prevent access to mission-critical and publicly accessible network ports or guard against accidental disconnection with Hubbell's SecureIT™ suite of physical network security products.

Features

- Two options to physically secure your connections
 - Red lock pin prevents unauthorized removal
 - Orange finger pinch pin prevents accidental disconnection
- Comes with lock pin removal tool and two sets of red and orange pins

NEXTSPEED® SecureIT™ Category 6 Patch Cords

Nominal O.D. 0.224" single pack

Length	Black	Blue	Brown	Pink	White	Yellow
3'	HC6BK03SP	HC6B03SP	HC6BN03SP	HC6PK03SP	HC6W03SP	HC6Y03SP
5'	HC6BK05SP	HC6B05SP	HC6BN05SP	HC6PK05SP	HC6W05SP	HC6Y05SP
7'	HC6BK07SP	HC6B07SP	HC6BN07SP	HC6PK07SP	HC6W07SP	HC6Y07SP
10'	HC6BK10SP	HC6B10SP	HC6BN10SP	HC6PK10SP	HC6W10SP	HC6Y10SP
15'	HC6BK15SP	HC6B15SP	HC6BN15SP	HC6PK15SP	HC6W15SP	HC6Y15SP
20'	HC6BK20SP	HC6B20SP	HC6BN20SP	HC6PK20SP	HC6W20SP	HC6Y20SP
25'	HC6BK25SP	HC6B25SP	HC6BN25SP	HC6PK25SP	HC6W25SP	HC6Y25SP

NEXTSPEED® Shielded Category 6 Patch Cords

Nominal O.D. 0.235"; single pack

Length	Black	Blue	Gray	Green	Orange	Purple
1'	PS6BK01	PS6B01	PS6GY01	PS6GN01	PS6OR01	PS6P01
3'	PS6BK03	PS6B03	PS6GY03	PS6GN03	PS6OR03	PS6P03
5'	PS6BK05	PS6B05	PS6GY05	PS6GN05	PS6OR05	PS6P05
7'	PS6BK07	PS6B07	PS6GY07	PS6GN07	PS6OR07	PS6P07
10'	PS6BK10	PS6B10	PS6GY10	PS6GN10	PS6OR10	PS6P10
15'	PS6BK15	PS6B15	PS6GY15	PS6GN15	PS6OR15	PS6P15
25'	PS6BK25	PS6B25	PS6GY25	PS6GN25	PS6OR25	PS6P25

Length	Red	White	Yellow
1'	PS6R01	PS6W01	PS6Y01
3'	PS6R03	PS6W03	PS6Y03
5'	PS6R05	PS6W05	PS6Y05
7'	PS6R07	PS6W07	PS6Y07
10'	PS6R10	PS6W10	PS6Y10
15'	PS6R15	PS6W15	PS6Y15
25'	PS6R25	PS6W25	PS6Y25

NEXTSPEED® SecureIT™ Patch Cord Accessories

Description	Catalog No.
Replacement locking pin removal tool	HCSPTOOL1
SecureIT plug kit; includes (12) sets of red and orange pins, (1) removal tool	BCSPKT12

Note: See color chart on page D2. Additional made-to-order lengths and configurations are available through Hubbell's Patch Cord Configuration program. Contact Customer Service at (800) 626-0005 to learn more.



Common Specifications

- Third party verified Category 5e component
- Plug optimized for high density switch ports
- Qualified to 150% of 802.3bt PoE current level
- 100% performance tested

NEXTSPEED® Standard Category 5e Patch Cords

Nominal O.D. 0.224"; single pack; 24-pack available up to 15' (add X24 to Catalog Number)

Length	Black	Blue	Gray	Green	Orange
1'	HC5EBK01	HC5EB01	HC5EGY01	HC5EGN01	HC5EOR01
3'	HC5EBK03	HC5EB03	HC5EGY03	HC5EGN03	HC5EOR03
5'	HC5EBK05	HC5EB05	HC5EGY05	HC5EGN05	HC5EOR05
7'	HC5EBK07	HC5EB07	HC5EGY07	HC5EGN07	HC5EOR07
10'	HC5EBK10	HC5EB10	HC5EGY10	HC5EGN10	HC5EOR10
15'	HC5EBK15	HC5EB15	HC5EGY15	HC5EGN15	HC5EOR15
20'	HC5EBK20	HC5EB20	HC5EGY20	HC5EGN20	HC5EOR20
25'	HC5EBK25	HC5EB25	HC5EGY25	HC5EGN25	HC5EOR25
Length	Pink	Purple	Red	White	Yellow
1'	HC5EPK01	HC5EP01	HC5ER01	HC5EW01	HC5EY01
3'	HC5EPK03	HC5EP03	HC5ER03	HC5EW03	HC5EY03
5'	HC5EPK05	HC5EP05	HC5ER05	HC5EW05	HC5EY05
7'	HC5EPK07	HC5EP07	HC5ER07	HC5EW07	HC5EY07
10'	HC5EPK10	HC5EP10	HC5ER10	HC5EW10	HC5EY10
15'	HC5EPK15	HC5EP15	HC5ER15	HC5EW15	HC5EY15
20'	HC5EPK20	HC5EP20	HC5ER20	HC5EW20	HC5EY20
25'	HC5EPK25	HC5EP25	HC5ER25	HC5EW25	HC5EY25

NEXTSPEED® Shielded Category 5e Patch Cords

Nominal O.D. 0.235"; single pack


Length	Blue	Gray	White
1'	PS5E01B	PS5E01GY	PS5E01W
3'	PS5E03B	PS5E03GY	PS5E03W
5'	PS5E05B	PS5E05GY	PS5E05W
7'	PS5E07B	PS5E07GY	PS5E07W
10'	PS5E10B	PS5E10GY	PS5E10W
15'	PS5E15B	PS5E15GY	PS5E15W
25'	PS5E25B	PS5E25GY	PS5E25W

Note: See color chart on page D2. Additional made-to-order lengths and configurations are available through Hubbell's Patch Cord Configuration program. Contact Customer Service at (800) 626-0005 to learn more.




Environmental

- Provides exact lengths and number of connections needed per application
- Eliminate unwanted cable and packaging on the job site



Strain Relief

Locking IDC stuffer cap provides superior strain relief



Performance and Reliability

100% factory qualified to support up to 2.5, 5 and 10GBASE-T applications for 5e, 6 and 6A respectively



Locking

SecureIT™ locking plug capable (use BCSPKT12 SecureIT plug kit with 12 locking pins included)

Standards



- ANSI/TIA-568-C.2 Category 6A component compliant
- ISO 11801 Class D, E and E_A compliant (Category 6A)
- Qualified for PoE++ IEEE 802.3bt
- UL Listed 1863

BIDnet Pre-Terminated Copper Trunk Assemblies are the ideal solution for data centers, open office and other applications where accuracy, reliability and performance are the most important factors. BIDnet assemblies provide simplicity for permanent links between switches, servers, patch panels, MUTOAs and zone distribution areas, enabling effortless moves, adds and changes to the infrastructure.

Jack to Open Jack to Jack Jack to Plug



All BIDnet Pre-Terminated Cable Assemblies are made-to-order items. Please call our Inside Sales team for lead-time and availability. See page H6 for fiber assemblies.

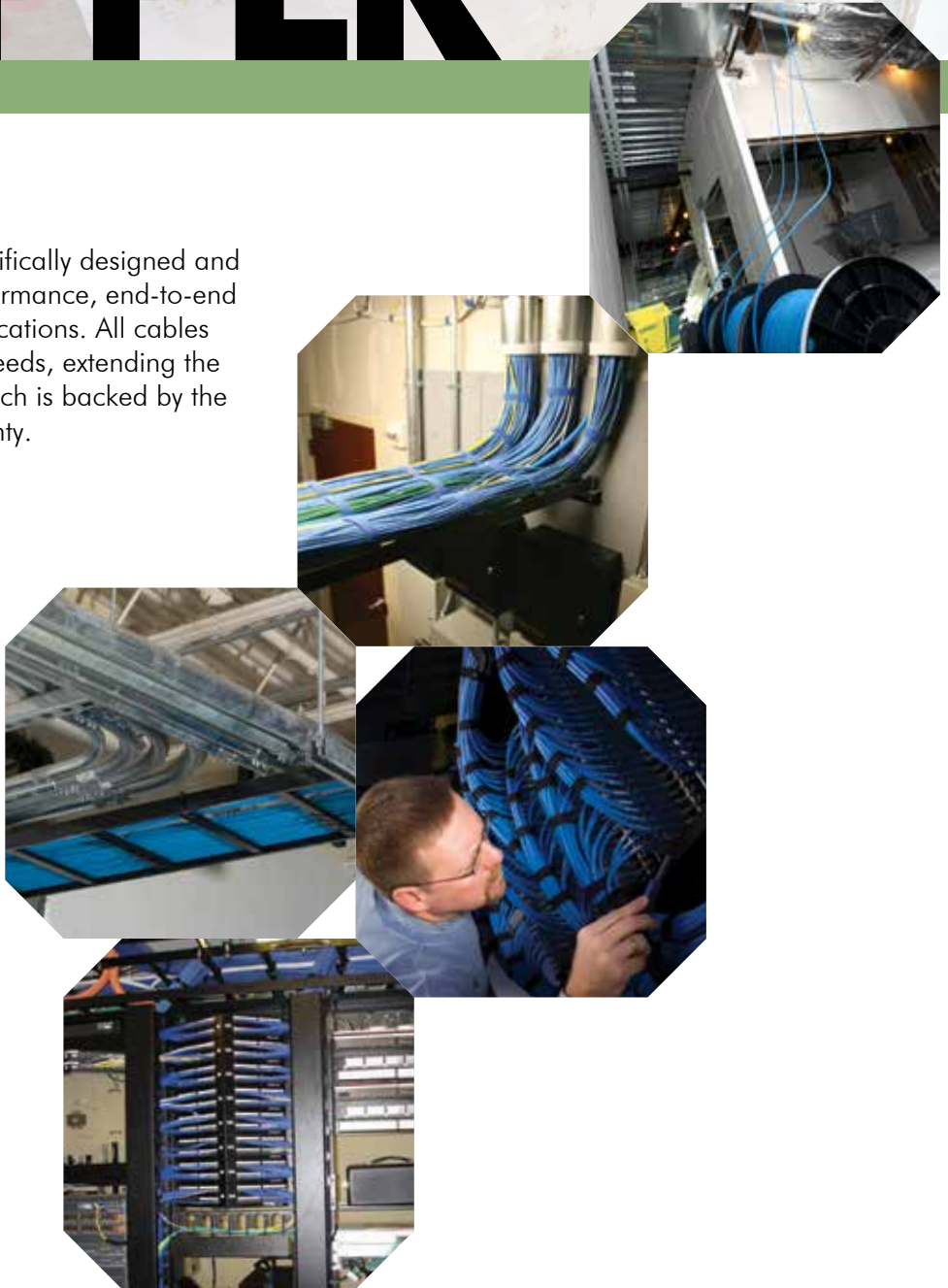
Specifications


Jacks	Plugs	Available Options
<ul style="list-style-type: none"> • Nose contact material: beryllium copper with precious metal plating over nickel under-plating • Contact performance: confirmed over the full range of TIA plug deflection limits 	<ul style="list-style-type: none"> • Mechanical: cable to plug tensile strength: 20+lb Mating cycles: 2000+ • Material: Plug body: polycarbonate UL 94-V0 • Contact: high strength copper alloy Plating: 50 micro-inch precious metal over 100 micro-inch under-plating • SecureIT™ plug capable 	<ul style="list-style-type: none"> • Lengths: 10 to 295 feet • Legs: 1, 4, 6, 8 and 12 • Category: 5e, 6 and 6A • Connection: RJ45 jack; RJ45 plug; open end • Cable: Plenum, riser and LSZH • UTP: Category 5e, 6 and 6A • FTP: Category 6A (10GbE) • Color: Blue and white

COPPER

Cable

Hubbell's copper cables are specifically designed and balanced to provide a high-performance, end-to-end system that supports 4PPoE applications. All cables meet performance and budget needs, extending the life span of the infrastructure, which is backed by the Mission Critical® 25-Year Warranty.

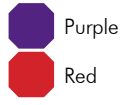
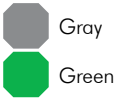
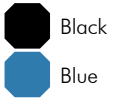




Index

- Copper Cable Overview..... E3
- Category 6A Unshielded Solutions E4
- Category 6 Unshielded Solutions..... E5
- Category 5e Unshielded Solutions..... E7
- Outside Plant Solutions..... E9
- Shielded Solutions..... E10

Color Chart:



Unshielded Solutions

	Cable Type	Flame Rating	Catalog No.	Construction	Delivery (1,000 ft)	Conductor Gauge (AWG)	Sweep Tested to (MHz)	Nominal OD (in)	NVP (%)
Cat 6A	NEXTSPEED® ASCENT Category 6A Reduced Diameter Cable	Plenum	C6ASPDSxx	UTP	Reel in box	23	750	0.267	71
		Riser	C6ASRDSxx	UTP	Reel in box	23	750	0.275	66
	NEXTSPEED ASCENT Category 6A UTP Cable	Plenum	C6ASPxx	UTP	Spool	23	750	0.31	71
		Riser	C6ASRxx	UTP	Spool	23	750	0.228	68
Cat 6	NEXTSPEED Category 6E Enhanced UTP Cable	Plenum	C6ESPxx	UTP	Spool	23	750	0.22	70
		Riser	C6ESRxx	UTP	Spool	23	750	0.24	68
	NEXTSPEED Category 6 UTP Cable	Plenum	C6RPxx	UTP	REELEX box	23	550	0.20	70
		Riser	C6RRxx	UTP	REELEX box	23	550	0.21	68
NEXTSPEED Category 6 LINK UTP Cable	Plenum	HC6RPExx	UTP	REELEX box	23	500	0.19	73	
	Riser	HC6RRExx	UTP	REELEX box	23	500	0.20	70	
Cat 5e	NEXTPOWER Category 5e Limited Power 4 PPoE Cable	Plenum	C5ELPPxx	UTP	Reel in box	22	350	0.23	74
		Riser	C5ELPRxx	UTP	Reel in box	22	350	0.23	71
	NEXTSPEED Category 5e UTP Cable	Plenum	C5EPRPxx	UTP	REELEX box	24	400	0.19	70
		Riser	C5EPRRxx	UTP	REELEX box	24	400	0.19	68
	Category 5e UTP Cable	Plenum	C5ERPxx	UTP	REELEX box	24	350	0.18	70
		Riser	C5ERRxx	UTP	REELEX box	24	350	0.18	68

Shielded Solutions

Cat 6A	NEXTSPEED ASCENT Category 6A Shielded Cable	Plenum	C6AFTPSPxx	F/UTP	Spool	23	660	0.28	70
		Riser	C6AFTPSRxx	F/UTP	Spool	23	660	0.29	68
Cat 6	NEXTSPEED Category 6 Shielded Cable	Plenum	C6FTPSPxx	F/UTP	Spool	23	550	0.28	70
			C6FTPSRxx	F/UTP	Spool	23	550	0.29	68

Outside Plant Solutions

Cat 6A	NEXTSPEED Ascent Category 6A OSP Cable	N/A	C6ASOPBK	F/UTP	Spool	23	500	0.36	67
Cat 6	NEXTSPEED Category 6 OSP Cable	N/A	C6SOPBK	UTP	Spool	24	250	0.25	63

Note: Other delivery options may be available; contact Customer Service

Cable Conduit Fill Quick Reference Guide

Nominal Cable OD (in)	Conduit Trade Size (in)						
	¾"	1"	1¼"	1½"	2"	3"	4"
0.19"	7	11	19	26	43	95	163
0.20"	6	11	19	25	42	94	162
0.21"	6	10	17	23	38	85	147
0.23"	5	8	13	18	30	66	113
0.27"	3	6	10	13	22	49	83
0.29"	3	5	9	12	20	44	77
0.31"	3	4	8	10	17	37	64

Note: Chart is designed to be a quick reference guide, not to replace full cable fill calculation based on actual size of conduit. Based on 40% initial fill factor.



TEMPERATURE INCREASE AND POWER EFFICIENCY
for a Bundle of 100 Cables with 100W Injected

Temperature Rise in a 100-Cable Bundle	Power Efficiency on 100m at Max Temp
8.2°C	82.8% at 53.2°C

Specifications

- Reduced Diameter Jacket (Plenum) 0.267 O.D.; (Riser) 0.275 O.D.
- Sweep tested to 750MHz
- Conductor: 23 AWG solid bare copper
- 7dB alien crosstalk headroom

Standards

- UL Verified TIA 568.2-D Category 6A cable
- ISO 11801 Class E_A Category 6A cable
- UL Listed CMP-LP: 0.6A; CMR-LP: 0.5A
- IEEE 802.3af (PoE), IEEE 802.3at (PoE+), IEEE 802.3bt (4PPoE Type 3 and 4)
- 10BASE-T through IEEE 802.3an 10GBASE-T Ethernet

NEXTSPEED® Ascent Category 6A Reduced Diameter (RD) Cable, 1000 Feet

NVP: Plenum 71%, Riser 66%

Color	Plenum		Riser	
	Reel in a Box	Spool	Reel in a Box	Spool
Black	C6ASPDSBK	C6ASPPDSBK	C6ASRDSBK	C6ASPRDSBK
Blue	C6ASPDSB	C6ASPPDSB	C6ASRDSB	C6ASPRDSB
Gray	C6ASPDSGY	C6ASPPDSGY	C6ASRDSGY	C6ASPRDSGY
Green	C6ASPDSGN	C6ASPPDSGN	C6ASRDSGN	C6ASPRDSGN
Orange	C6ASPDSOR	C6ASPPDSOR	C6ASRDSOR	C6ASPRDSOR
Purple	C6ASPDS P	C6ASPPDS P	C6ASRDS P	C6ASPRDS P
Red	C6ASPDSR	C6ASPPDSR	C6ASRDSR	C6ASPRDSR
White	C6ASPDSW	C6ASPPDSW	C6ASRDSW	C6ASPRDSW
Yellow	C6ASPDSY	C6ASPPDSY	C6ASRDSY	C6ASPRDSY



Specifications



- Application: third party qualified for 10 Gigabit Ethernet transmission IEEE 802.3an
- Qualified up to IEEE 802.3bt
- Outer jacket nominal O.D.: 0.310 max
- Conductor: 23 AWG solid bare copper

Standards

- UL Verified TIA 568.2-D Category 6A cable
- ISO 11801 Class E_A Category 6A cable
- UL Listed

NEXTSPEED® Ascent Category 6A UTP Cable

NVP: Plenum 71%, Riser 68%

Color	Plenum Spool		Riser Spool
	Plenum Spool	Riser Spool	Riser Spool
Black	C6ASPBK	C6ASRBK	C6ASRBK
Blue	C6ASPB	C6ASRB	C6ASRB
Gray	C6ASPGY	C6ASRGY	C6ASRGY
Green	C6ASPGN	C6ASRGN	C6ASRGN
Orange	C6ASPOR	C6ASROR	C6ASROR
Purple	C6ASPP	C6ASRP	C6ASRP
White	C6ASPW	C6ASRW	C6ASRW
Yellow	C6ASPY	C6ASRY	C6ASRY



See color chart on page B2



Specifications

- Overall jacket O.D.: 0.22 (Plenum); 0.24 (Riser)
- Conductor: 23 AWG solid bare copper
- Sweep tested to 750 MHz
- Maximum performance and guaranteed headroom above Category 6 parameters: 8 dB over TIA standards at 250 MHz (PS)NEXT, (PS)ACR, (PS)ELFEXT


Standards

- ANSI/TIA 568.2-D and ISO/IEC 11801 Class E Category 6 cabling
- 10BASE-T through 1000BASE-T, 10GBASE-T per TSB-155
- IEEE 802.3af (PoE), IEEE 802.3at (PoE+), IEEE 802.3bt (4PPoE Type 3 and 4)
- UL Listed

NEXTSPEED® Category 6E Enhanced UTP Cable

NVP: Plenum 70%, Riser 68%

Color	Plenum Spool	Riser Spool
Black	C6ESPBK	C6ESRBK
Blue	C6ESPB	C6ESRB
Gray	C6ESPGY	C6ESRGY
Green	C6ESPGN	C6ESRGN
Orange	C6ESPOR	C6ESROR
Purple	C6ESPP	C6ESRP
White	C6ESPW	C6ESRW
Yellow	C6ESPY	C6ESRY



Specifications

- Overall jacket O.D.: 0.20 (Plenum); 0.21 (Riser)
- Conductor: 23 AWG solid bare copper
- Sweep tested to 550 MHz
- Maximum performance and guaranteed headroom above Category 6 parameters: 8 dB over TIA standards at 250 MHz (PS)NEXT, (PS)ACR, (PS)ELFEXT

Standards

- ANSI/TIA 568.2-D and ISO/IEC 11801 Class E Category 6 Cabling
- 10BASE-T through 1000BASE-T, 10GBASE-T per TSB-155
- IEEE 802.3af (PoE), IEEE 802.3at (PoE+), IEEE 802.3bt (4PPoE Type 3 and 4)
- UL Listed



NEXTSPEED® Category 6 UTP Cable

NVP: Plenum 70%, Riser 68%

Color	Plenum REELEX® Box	Riser REELEX® Box
Black	C6RPBK	C6RRBK
Blue	C6RPB	C6RRB
Gray	C6RPGY	C6RRGY
Green	C6RPGN	C6RRGN
Orange	C6RPOR	C6RROR
Pink	C6RPP	C6RRP
Purple	C6RPPK	C6RRPK
Red	C6RPR	C6RRR
White	C6RPW	C6RRW
Yellow	C6RPY	C6RRY





Specifications

- Overall jacket O.D.: 0.19 (Plenum); 0.20 (Riser)
- Conductor: 23 AWG solid bare copper
- Sweep tested to 500 MHz
- Guaranteed Category 6 performance

Standards

- ANSI/TIA 568.2-D and ISO/IEC 11801 Class E Category 6 Cabling
- 10BASE-T through 1000BASE-T
- IEEE 802.3af (PoE), IEEE 802.3at (PoE+), IEEE 802.3bt (4PPoE Type 3 and 4)
- UL Listed

NEXTSPEED® Link 6 UTP Cable

4-pair; NVP: Plenum 70%, Riser 68%

Color	Plenum REELEX® Box	Riser REELEX® Box
Black	HC6RPEBK	HC6RRBK
Blue	HC6RPEB	HC6RREB
Gray	HC6RPEGY	HC6RREGY
Green	HC6RPEGN	HC6RREGN
Orange	HC6RPEOR	HC6RREOR
Pink	HC6RPEP	HC6RREP
Purple	HC6RPEPK	HC6RREPK
Red	HC6RPER	HC6RRER
White	HC6RPEW	HC6RREW
Yellow	HC6RPEY	HC6RREY



Note: All category rated cable is packaged in 1000 foot quantities. Made-to-order colors available. REELEX® is licensed and patented by Windings Inc.



Specifications

- Overall jacket O.D.: 0.23 (Plenum and Riser)
- Conductor: 22 AWG solid bare copper
- Sweep tested to 350 MHz
- CMP and CMP-LP: 0.6A, FR, low-smoke PVC
- CMR and CMR-LP: 0.5A, FR PVC
- 4PPoE Application Assurance up to 100W
- Maximum temperature rise of 8.5°C when tested to 100W in severe temperature conditions in a bundle of 100 cables
- 88% power efficiency over 100 meters


Standards

- ANSI/TIA 568.2-D and ISO/IEC 11801 Category 5e Cabling
- 10BASE-T through 1000BASE-T
- IEEE 802.3af (PoE), IEEE 802.3at (PoE+), IEEE 802.3bt (4PPoE Type 3 and 4)
- UL/c(UL) Listed, LP Listed

NEXTPOWER Category 5e Limited Power 4PPoE Cable

NVP: Plenum 74%, Riser 71%

Color	Plenum Reel in Box	Riser Reel in Box
Black	C5ELPPBK	C5ELPRBK
Blue	C5ELPPB	C5ELPRB
Gray	C5ELPPGY	C5ELPRGY
Green	C5ELPPGN	C5ELPRGN
Orange	C5ELPPOR	C5ELPROR
Purple	C5ELPPP	C5ELPRP
Red	C5ELPPR	C5ELPRR
White	C5ELPPW	C5ELPRW
Yellow	C5ELPPY	C5ELPRY



Note: All category rated cable is packaged in 1000 foot quantities. Made-to-order colors available.



Specifications

- Overall jacket O.D.: 0.19 (Plenum and Riser)
- Conductor: 24 AWG solid bare copper
- Sweep tested to 400 MHz
- Guaranteed headroom above Category 5e parameters

Standards

- ANSI/TIA 568.2-D and ISO/IEC 11801 Category 5e Cabling
- 10BASE-T through 1000BASE-T
- UL Listed

NEXTSPEED® Category 5e UTP Cable

NVP: Plenum 70%, Riser 68%

Color	Plenum REELEX® Box	Riser REELEX® Box
Blue	C5EPRPB	C5EPRRB
Gray	C5EPRPGY	C5EPRRGY
Green	C5EPRPGN	C5EPRRGN
Orange	C5EPRPOR	C5EPRROR
Purple	C5EPRPP	C5EPRRP
White	C5EPRPW	C5EPRRW
Yellow	C5EPRPY	C5EPRRY



Specifications

- Overall jacket O.D.: 0.18 (Plenum and Riser)
- Conductor: 24 AWG solid bare copper
- Sweep tested to 350 MHz

Standards

- ANSI/TIA 568.2-D and ISO/IEC 11801 Category 5e Cabling
- 10BASE-T through 1000BASE-T
- UL Listed


Category 5e UTP Cable

NVP: Plenum 70%, Riser 68%

Color	Plenum REELEX® Box	Riser REELEX® Box
Blue	C5ERPB	C5ERRB
Gray	C5ERPGY	C5ERRGY
Green	C5ERPGN	C5ERRGN
Orange	C5ERPOR	C5ERROR
Purple	C5ERPP	C5ERRP
White	C5ERPW	C5ERRW
Yellow	C5ERPY	C5ERRY



Note: All category rated cable is packaged in 1000 foot quantities. Made-to-order colors available. REELEX® is licensed and patented by Windings Inc.



Specifications

- Rugged polyolefin outer jacket; nominal O.D.: 0.36"
- Conductor: 23 AWG solid bare copper
- SAP impregnated aramid yarns
- F/UTP construction: polyester backed aluminum foil shield
- Polyolefin inner jacket
- Non-conductive, water-blocking gel
- Increased operating temperature range: -40C to 70C (-40F to 158F)

Standards

- TIA 568.2-D Category 6A Cable

NEXTSPEED® Category 6A OSP Outdoor Cable

NVP: 67%

Color
Black

Spool

C6ASOPBK



Specifications

- Rugged polyolefin outer jacket; nominal O.D.: 0.25"
- Conductor: 24 AWG solid bare copper
- Non-conductive, water-blocking gel
- UTP construction
- Increased operating temperature range: -40C to 70C (-40F to 158F)

Standards

- TIA 568.2-D Category 6 Cable

NEXTSPEED® Category 6 OSP Outdoor Cable

NVP: 63%

Color
Black

Spool

C6SOPBK





Specifications

- Outer jacket nominal O.D.: 0.28" (Plenum), 0.29" (Riser)
- Conductor: 23 AWG solid bare copper
- Polyester backed aluminum foil shield
- Application: third party qualified for 10 Gigabit Ethernet transmission IEEE 802.3an
- Qualified for PoE IEEE 802.3bt

Standards

- UL Verified TIA 568.2-D Category 6A cable
- ISO 11801 Class E_A Category 6A cable
- UL Listed

NEXTSPEED® Ascent Category 6A FTP Cable

NVP: Plenum 70%, Riser 68%

Color	Plenum Spool	Riser Spool
Blue	C6AFTPSPB	C6AFTP SRB
Gray	C6AFTPSPGY	C6AFTP SRGY
Green	C6AFTPSPGN	C6AFTP SRGN
White	C6AFTPSPW	C6AFTP SRW
Yellow	C6AFTPSPY	C6AFTP SRY



Specifications

- Outer jacket nominal O.D.: 0.28 (Plenum); 0.29 (Riser)
- Conductor: 23 AWG solid bare copper
- Polyester backed aluminum foil shield

Standards

- TIA 568.2-D Category 6 cable
- ISO 11801 Class E Category 6 cable
- UL Listed

NEXTSPEED® Ascent Category 6 F/UTP Cable

NVP: Plenum 70%, Riser 68%

Color	Plenum Spool	Riser Spool
Blue	C6FTPSPB	C6FTP SRB
Gray	C6FTPSPGY	C6FTP SRGY
Green	C6FTPSPBK	C6FTP SRGN
White	C6FTPSPW	C6FTP SRW
Yellow	C6FTPSPY	C6FTP SRY



AV

Hubbell iSTATION products provide a consistent and practical solution for delivering all types of connections. The Hubbell iSTATION system enables convergence by locating AV solutions where you need them, from the floor to the ceiling, or the wall to the furniture. The Hubbell iSTATION approach makes adding a connection effortless while maintaining a clean, uniform look.





Index

- Digital AV Over UTP.....F3
- Frames, Modules and AV Wallboxes.....F5
- Frames and AV WallboxesF6
- Frames and Modules.....F7
- VGA Plug-n-Play, Modules and CordsF8
- Pro-Audio D-Style ConnectionsF9
- Digital AV Connections.....F10
- Video Connections.....F11
- AV ConnectionsF12
- Audio Connections.....F13
- Unlimited Voice, Data and AV Connection DeliveryF14

Color Chart:

 Black	 Gray	 Ivory	 Orange	 White
 Blue	 Green	 Light Almond/ Office White*	 Red	 Yellow

Note: Light Almond is the same color as Office White



**Long Range
HDMI 4K,
IR, USB 2.0,
RS232 Extender**



Termination
Quick, reliable 110 punch down termination



4K UHD Extension
Supports high resolution displays up to 328 feet (100m) away from the source equipment



Standard Opening
Decorator or Hubbell iSTATION snap-in

Features



- Locating a display device up to 328 feet (100m) away is as simple as pulling one UTP cable to a drop
- Terminate with one Category 6A, 6 or 5e UTP or shielded, plenum or non-plenum cable
- Auto-switching transmitters supports up to three inputs over one cable run
- HDMI 19-pin, Type A, female connector, gold plated 2μ"

Standards

- Listed UL 1863
- USB 2.0 high speed
- HDMI
- RoHS compliant



**In-Wall AV
Power Supply**



Rear 5V DC Leads
Powers AV components in the wall for a clean, professional appearance



Integrated Power Supply
Switchable 5V DC 5A power supports multiple devices



USB Charging Port
Charging convenience and device power; green LED power indicator


Specifications



- Electrical ratings: 15A, 125V AC
- Input voltage: 125V AC, 60Hz
- Output voltage: 5A, 5V DC
- Circuit feed-through 20A, 125V

Standards

- cULus listed to UL498 and UL1310



Specifications

- Punch down 110 style termination
- Connectors: HDMI 19-pin, Type A, female connector, gold plated 2μ"
- IDC Contact: phosphor bronze with tin plating over nickel under plating
- Material: powder coated cold rolled steel and high-impact thermoplastic

4K UHD HDBaseT™ Frames and Modules

4K HDMI, USB, 3.5mm audio, RS232, IR extender, black, single 4-pair UTP cable installation, up to 328ft (100m); 5V DC Power Supply required on each end (sold separately)

Description	Catalog No.
Kit	ISFH4BK
Transmitter	① ISFHDT4BK
Receiver	ISFHDR4BK

HDBaseT™ AV Switching Transmitters

Auto-switching AV HDBaseT transmitters with USB, RS232, IR, black, single 4-pair UTP cable installation; combine with ISFHDR4BK to complete system; 5V DC power supply required on each end (sold separately)

Description	Catalog No.
(1) VGA, (1)HDMI Transmitter	③ ISFHDT421BK
(3) HDMI Transmitter	ISFHDT431BK

Tamper-Resistant Receptacle with 5V DC Output

Description	Color	Catalog No.
USB charger TR receptacle, (1) USB port 5A, 5V DC output, 15A, 125V AC decorator duplex	Black	AVPS152BK
	Ivory	AVPS152I
	Gray	AVPS152GY
	Office White	AVPS152LA
	White	⑤ AVPS152W

HDMI Non-Active Horizontal Patch Cords

24AWG, black, non-plenum

Description	Catalog No.
3 foot	⑥ HDPC03BK
6 foot	HDPC06BK

1080P HDMI 110 UTP Extenders

(2) 4-pair UTP cable installation, 5V DC, up to 147ft (45m) depending upon type of cable used

Color	Decorator	2 Unit Module
Black	ISFH110BK	IMH110ST2BK
Ivory	ISFH110EI	IMH110ST2EI
Gray	ISFH110GY	IMH110ST2GY
Office White	ISFH110OW	IMH110ST2OW
White	② ISFH110W	IMH110ST2W

Note: Includes send and receive pair and 5V DC power supply

USB 2.0 High Speed 110 Extenders, 100ft

Description	Color	1.5 Unit Module
4-pair UTP cable installation, 5V DC up to 100ft (305m)	Black	IMU11015BK
	Ivory	IMU11015EI
	Gray	IMU11015GY
	Office White	④ IMU11015OW
	White	IMU11015W

Note: Includes send and receive pair and 5V DC power supply

External 5V DC Power Supply

Catalog No.	HDMIDC5V
-------------	-----------------

Infrared Emitter and Receiver Kit

Catalog No.	AVIR
-------------	-------------

AV Panel

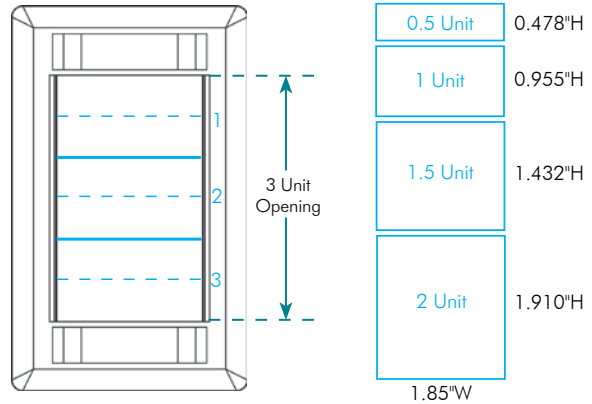
Flat, 2U, (8) single gang decorator openings, horizontal mount, Black	HPD8
---	-------------

HDBaseT is a trademark of the HDBaseT Alliance. See color chart on page F2. Modules and frames are featured on pages F9–F10.

Hubbell iSTATION Multi-Service Frame



Hubbell iSTATION Frames accept three units of module combinations in a single-gang opening.




Specifications




- Decorator versions: UL Rated for power
- One to four gang
- Compatible with all Hubbell iSTATION modules and keystone connections
- Supplied with paper labels, clear covers and color-matched screw covers

Gangable AV Wallbox




Gangable

Design allows for an infinite number of options



Multi-Service

Ideal for delivering power, low voltage and AV in the same box



Capacity

4-inch depth accommodates large cables and bend radii

Specifications



- 2- and 3-gang options
- Knockouts from 1/2 inch up to 2 inch
- NEMA spaced device mounting accepts industry standard wallplates
- Raised ground provisions in each gang
- 4 inches deep to accept practically any device



Hubbell iSTATION Modular Face Plate Frames

Single-service, low voltage

Color	1-Gang	2-Gang	3-Gang	4-Gang
Black	IMF1BK	IMF2BK	IMF3BK	IMF4BK
Ivory	IMF1EI	IMF2EI	IMF3EI	IMF4EI
Gray	IMF1GY	IMF2GY	IMF3GY	IMF4GY
Office White ①	IMF1OW	IMF2OW	IMF3OW	IMF4OW
White	IMF1W	IMF2W	IMF3W	IMF4W

Multi-service, power and low voltage

Color	2-Gang Decorator	1-Gang Decorator 1-Gang iSTATION	1-Gang Decorator 2-Gang iSTATION	1-Gang Decorator 3-Gang iSTATION	2-Gang Decorator 2-Gang iSTATION
Black	IMFP2BK	IMFP1D1BK	IMFP1D2BK	IMFP1D3BK	IMFP2D2BK
Ivory	IMFP2EI	IMFP1D1EI	IMFP1D2EI	IMFP1D3EI	IMFP2D2EI
Gray	IMFP2GY	IMFP1D1GY	IMFP1D2GY	IMFP1D3GY	IMFP2D2GY
Office White ②	IMFP2OW	IMFP1D1OW	IMFP1D2OW	IMFP1D3OW	IMFP2D2OW
White	IMFP2W	IMFP1D1W	IMFP1D2W	IMFP1D3W	IMFP2D2W

Hubbell iSTATION Stainless Steel Wallplates

1-Gang	2-Gang	3-Gang	4-Gang
IMSS1	③ IMSS2	IMSS3	IMSS4

Delivery Bezels and Modules

Color	Raceway Bezel	Hubbell iSTATION Bezel for Third-Party Raceway	Furniture Boxes
Black	-	-	HBLIMFBK
Ivory	-	-	HBLIMFI
Gray	KPIMBZGY	HWAPLGY	HBLIMFGY
Office White ④	KPIMBZOW	HWAPLOW	-
White	-	HWAPLW	HBLIMFWA

Third-Party Raceway Modules

Unloaded, 2-port, 10-pack

Color	Catalog No.
Black	HWM2KBK10
Ivory*	HWM2KI10
Gray ⑤	HWM2KGY10
White	HWM2KW10

*Matches Hubbell Office White

Two and Three Gangable AV Wallboxes

Box	Dimensions	Top Knockouts	Bottom Knockouts	Back Knockouts	Catalog No.
2-Gang, 2" KO, 54in ³ capacity	H: 4.21" W: 4.06" D: 4.0"	(2) 1/2" (2) 1/2" - 3/4" TKO*	(1) 1", 1 1/4", 1 1/2" and 2"	(2) 1/2" - 3/4" TKO	HBL985
3-Gang, 2" KO, 79in ³ capacity	H: 4.21" W: 5.87" D: 4.0"	(3) 1/2" (3) 1/2" - 3/4" TKO*	(1) 1/2" (1) 1/2" - 3/4" TKO* (1) 1", 1 1/4", 1 1/2" and 2"	(3) 1/2" - 3/4" TKO	⑥ HBL986

*TKO (tangential knockout)

Low Voltage AV Wallbox Partitions

Compatible With	Description	Quantity	Catalog No.
HBL985 and HBL986	Solid divider	1	HBL989
	With pass-thru capability	1	HBL989AVD



Keystone Modules, Unloaded

Color	1 Unit		1.5 Unit			
	Flat, 1-Port	Flat, 2-Port	Angled, 1-Port	Angled, 2-Port	Recessed, Angled, 1-Port	Recessed, Angled, 2-Port
Black	IM1K1BK	IM2K1BK	IM1KA15BK	IM2KA15BK	IM1IA15BK	IM2IA15BK
Ivory	IM1K1EI	IM2K1EI	IM1KA15EI	IM2KA15EI	IM1IA15EI	IM2IA15EI
Gray	IM1K1GY	IM2K1GY	IM1KA15GY	IM2KA15GY	IM1IA15GY	IM2IA15GY
Office White ①	IM1K1OW	IM2K1OW	IM1KA15OW	IM2KA15OW	IM1IA15OW	IM2IA15OW
White	IM1K1W	IM2K1W	IM1KA15W	IM2KA15W	IM1IA15W	IM2IA15W

Blank HD15/9-Pin or HDMI Modules

Color	1 Unit	1.5 Unit
	Flat, HD15/9-Pin or HDMI	Angled, HD15/9-Pin or HDMI
Black	IMBDS1BK	IMBDSA15BK
Ivory	IMBDS1EI	IMBDSA15EI
Gray	IMBDS1GY	IMBDSA15GY
Office White ②	IMBDS1OW	③ IMBDSA15OW
White	IMBDS1W	IMBDSA15W

VGA and 3.5mm HD AV Extender

Extend up to 75ft (23m) over two 4-pair UTP cables, 1.5 unit

Color	Catalog No.
Black	IM15311015BK
Ivory	IM15311015EI
Gray	IM15311015GY
Office White ④	IM15311015OW
White	IM15311015W

Note: Includes send and receive pair

Blank HD15/9-Pin or HDMI Frames

Color	1-Port	Recessed, 1-Port	2-Port
	Black	ISFB15BK	ISFBR15BK
Ivory	ISFB15EI	ISFBR15EI	ISFB215EI
Gray	ISFB15GY	ISFBR15GY	ISFB215GY
Office White ⑤	ISFB15OW	ISFBR15OW	ISFB215OW
White	ISFB15W	ISFBR15W	ISFB215W

Blank Modules

Color	0.5 Unit	1 Unit	1.5 Unit
	Black	IMB05BK	IMB1BK
Ivory	IMB05EI	IMB1EI	IMB15EI
Gray	IMB05GY	IMB1GY	IMB15GY
Office White	IMB05OW	⑥ IMB1OW	IMB15OW
White	IMB05W	IMB1W	IMB15W

SC Angled Modules

Color	1.5 Unit, 1 Duplex	2 Unit, 2 Duplex
	Black	IM1SCA15BK
Ivory	IM1SCA15EI	IM2SCA2EI
Gray	IM1SCA15GY	IM2SCA2GY
Office White ⑦	IM1SCA15OW	IM2SCA2OW
White	IM1SCA15W	IM2SCA2W

Note: Light Almond is the same color as Office White; see color chart on page F2



Specifications

- 5 mini coax, 28AWG, 75Ω
- Connector OD: 0.50"
- Cable OD: 0.32"
- 100% factory tested

Standards

- UL Rated CMP and CMR
- Patch cord cable: UL Rated CM
- UL Listed: 1863

VGA Plug-n-Play X-End Connections

Female X-End 8-pin to female 15-pin

Female X-End 8-pin to male 15-pin



Straight 180°

Angled 45°

Angled 90°

8" tail

8" tail plenum

Single Pack

15S6P1

15A6P1

15N6P1

15T6P1

15MP6P1

AV Plug-n-Play X-End Horizontal Cable Runs

	Male X-End 8-pin, black	Male X-End 8-pin to male 3.5mm, black
Length (ft)	Plenum, 8-pin	Plenum, 8-pin, with 3.5mm
15'	VGA6P15BK	VGA36P15BK
25'	VGA6P25BK	VGA36P25BK
35'	VGA6P35BK	VGA36P35BK
50'	VGA6P50BK	VGA36P50BK
75'	VGA6P75BK	VGA36P75BK
100'	VGA6P100BK	VGA36P100BK



Contact Customer Service for custom lengths; minimum quantities and lead times may apply

OPTISOK®

OPTISOK pulling grip contains and protects the X-End connector bundle and saves time and labor by making job easier while protecting the connectors from possible damage during the pull. The OPTISOK has been designed to pull cables through conduits, plenums, under-floor duct, office partitions and raised access floors.

Bundle Size Range	Catalog No.
0.125–0.562"	CCPS1
0.250–0.750"	CCPS2



X-End Keystone Snap Fit Connectors

Female keystone 8-pin to female X-End 8-pin, black

Description	Catalog No.
Keystone, 4" tail	SFAVCT





Specifications

- Connectors: gold-plated 2μ"
- Shell: XLR, 1/4", 1394 and USB zinc die-cast
- Shell : speakON® polyamide

Pro-Audio Connections

10-pack

Screw Term	XLR, 3-Pole Locking	XLRST10
Solder	XLR 3-Pole Locking	XLR10
	speakON® Female	SC10
Pass-Thru	USB 2.0, A-to-B	USB10



Loaded Pro-AV Modules


Color	Mini XLR, 3-Pole, Solder, 1 Unit	15-Pin Screw Term, 3.5mm Stereo Jack Screw Term, XLR Screw Term, 2 Unit
Black	IMXLRM1BK	-
Ivory	IMXLRM1EI	-
Gray	IMXLRM1GY	-
Office White	-	IM153X2OW
White	IMXLRM1W	-



Blank AV Panel Mount Modules

1.5 unit, 10-pack

Color	Catalog No.
Black	IMAVB15BK
Ivory	IMAVB15EI
Gray	IMAVB15GY
Office White	IMAVB15OW
White	IMAVB15W



Pro-AV Panel Mount Patch Panels, Unloaded

Type	Opening Size	Width Inches (mm)	Height Inches (mm)	No. of Connectors	Catalog No.
Flat	Pro-AV	19" (483)	1U, 1.75" (45)	16	PAV16
			2U, 3.50" (89)	32	PAV32
Angled	Pro-AV	19" (483)	1U, 1.75" (45)	16	PAVA16
			2U, 3.50" (89)	32	PAVA32



speakON is a registered trademark of Neutrik AG.
See color chart on page F2.

RJ-45 Couplers

Female to female couplers



Housing Color	Category 6, Pass-Thru	Category 5e, Pass-Thru	Category 5e, Cross Over 10/100BASE-T	Category 6, Shielded Pass-Thru
Black	SFC6BK	SFC5EBK	-	Lead free tinned shield SFSC6
Gray	-	-	SF5ECOY	
White	SFC6W	SFC5EW	-	

USB Connectors

Pass-thru, female to female couplers



Housing Color	USB 3.0, A to A	USB 3.0, A to B	USB 2.0, A to A	USB 2.0, A to B
Black	SFUSBAA3BK	SFUSBAB3BK	-	-
Blue	-	-	SFUSBAAB	SFUSBABB
Office White	-	-	SFUSBAAOW	SFUSBABOW
White	-	-	SFUSBAAW	SFUSBABW

HDMI 4K Connectors for IMB and ISFB Series Blanks



Color	HDMI Keystone Feed-Thru	HDMI Feed-Thru Coupler	HDMI Feed-Thru 3-Inch Tail
Black	SFHC14BK	HDMIC14	HDMIT14
White	SFHC14W	-	-

HDMI 4K Decorator Frames



Color	1-Port	2-Port
Black	NS801BK	NS802BK
Ivory	NS801I	NS802I
Gray	NS801GY	NS802GY
Light Almond	NS801LA	NS802LA
White	NS801W	NS802W

HDMI Non-Active Horizontal Patch Cords

Black, non-plenum, 24AWG, HDMI 4K



Length (ft)	HDMI Device Patch Cords
3'	HDPC03BK
6'	HDPC06BK



Length (ft)	In-Wall Cords (Male to Male w/ Screws)
10'	HDH10BK
15'	HDH15BK
20'	HDH20BK
25'	HDH25BK
30'	HDH30BK

Modules and frames are featured on pages F9-F10.

F-Type Connectors

Pass-thru, F/F coupler



	Nickel	Gold			
Color	2GHz	3GHz	2GHz	Recessed	RCA to F-Connector
Black	SFFBX	SFF3GBK	SFFGBK	SFGRFBK	SFRFGBK
Ivory	SFFEX	SFF3GEI	SFFGEI	SFGRFEI	SFRFGEI
Gray	SFFGX	SFF3GGY	SFFGGY	SFGRFGY	SFRFGGY
Office White	SFFX	SFF3GOW	SFFGOW	SFGRFOW	SFRFGOW
White	SFFWX	SFF3GW	SFFGW	SFGRFW	SFRFGW

RCA Connectors, 110 Punch-Down

Extend up to 75ft (23m) over single 4-pair UTP cable; housing color is black

Insulator Color	Catalog No.
Blue	SFRC110B
Green	SFRC110GN
Red	SFRC110R
White	SFRC110W
Yellow	SFRC110Y



Screw Terminals

	Catalog No.
HD 15-pin; single pack	15ST10
HD 15-pin; keystone front mount; 10-pack	SF15ST



3.5mm to 110 Termination Stereo Jack

Extend up to 75ft (23m) over single 4-pair UTP cable

Color	3.5mm to 110 Termination
Black	SF35110BK



Gender Changer

Female to female couplers

	HD 15-Pin
10-Pack	15GC10



S-Video Connection

Extend up to 75ft (23m) over single 4-pair UTP cable

Color	S-video to 110 Termination
Black	SFSV110BK



Blank Connectors

10-pack

	Blank Connector	Smooth Blank Connector
Color		
Black	SFBB10	SFSBBK10
Ivory	SFBE10	SFSBEI10
Gray	SFBG10	SFSBGY10
Light Almond*	–	SFSBLA10
Office White*	SFB10	–
White	SFBW10	SFSBW10

F-Connector Plug

	Catalog No.
Compression termination; RG6 cable; 25-pack	FRG625



*Light Almond is the same color as Office White. See color chart on page F2.

RCA Connectors, Solder Termination

Insulator Color



Housing Color	Black	Blue	Green	Orange	Red	White	Yellow
Black	SFRCBKBK	SFRCBBK	SFRCGNBK	SFRCORBK	SFRCRBK	SFRCWBK	SFRCYBK
Ivory	SFRCBKEI	SFRCBEI	SFRCGNEI	SFRCOREI	SFRCREI	SFRCWEI	SFRCYEI
Gray	SFRCBKGY	SFRCBGY	SFRCNGY	SFRCORGY	SFRCRGY	SFRCWGY	SFRCYGY
Office White	–	SFRCBOW	SFRCGNOW	SFRCOROW	–	–	–
White	SFRCBKW	SFRCBW	SFRCGNW	SFRCORW	SFRCRW	SFRCWW	SFRCYW

RCA Connectors, Pass-Thru, Recessed

Insulator Color



Housing Color	Black	Blue	Green	Orange	Red	White	Yellow
Black	SFRCBKRBK	SFRCBRBK	SFRCGNRBK	SFRCORRBK	SFRCRRBK	SFRCWRBK	SFRCYRBK
Ivory	SFRCBKREI	SFRCBREI	SFRCGNREI	SFRCORREI	SFRCRREI	SFRCWREI	SFRCYREI
Gray	SFRCBKRGY	SFRCBRGY	SFRCGNRGY	SFRCORRGY	SFRCRRGY	SFRCWRGY	SFRCYRGY
Office White	SFRCBKROW	SFRCBROW	SFRCGNROW	SFRCORROW	SFRCRRROW	SFRCWROW	SFRCYROW
White	SFRCBKRW	SFRCBRW	SFRCGNRW	SFRCORRW	SFRCRRW	SFRCWRW	SFRCYRW

RCA Connectors, Pass-Thru, Gold, Female to Female Coupler

Insulator Color



Housing Color	Black	Blue	Green	Orange	Red	White	Yellow
Black	SFRCBKFFBK	SFRCBFFBK	SFRCGNFFBK	SFRCORFFBK	SFRCRFFBK	SFRCWFFBK	SFRCYFFBK
Electric Ivory	SFRCBKFFEI	SFRCBFFEI	SFRCGNFFEI	SFRCORFFEI	SFRCRFFEI	SFRCWFFEI	SFRCYFFEI
Gray	SFRCBKFFGY	SFRCBFFGY	SFRCGNFFGY	SFRCORFFGY	SFRCRFFGY	SFRCWFFGY	SFRCYFFGY
Office White	SFRCBKFF	SFRCBFFOW	SFRCGNFFOW	SFRCORFFOW	SFRCRFF	SFRCWFF	SFRCYFF
White	SFRCBKFFW	SFRCBFFW	SFRCGNFFW	SFRCORFFW	SFRCRFFW	SFRCWFFW	SFRCYFFW

Gold Pass-Through AV Modules

Female to female coupler, 1 unit

Color	RCA Composite Video with Left/Right Audio
Black	IM3RF1BK
Ivory	IM3RF1EI
Gray	IM3RF1GY
Office White	IM3RF1OW
White	IM3RF1W



Solder AV Modules

1 unit

Color	RCA Composite Video with Left/Right Audio
Black	IM3RS1BK
Ivory	IM3RS1EI
Gray	IM3RS1GY
Office White	IM3RS1OW
White	IM3RS1W



3.5mm Stereo Jacks



Color	3.5mm to Screw Terminal	3.5mm Pass-Thru, F/F Coupler	3.5mm Pass-Thru, Gold, F/F Coupler
Black	SF35STBK	SF35FFBK	-
Office White	-	SF35FFOW	SF35GFFOW
White	-	SF35FFW	SF35GFFW

1/4" Stereo Jack

Solder



Color	Catalog No.
Black	SF14SJBK
Ivory	SF14SJEI
Gray	SF14SJGY
Office White	SF14SJOW
White	SF14SJW

Gold Pass-Through Speaker Post Modules

Female to female coupler, 1 unit; black and red, screw termination



Color	Catalog No.
Black	IMSP1BK
Ivory	IMSP1EI
Gray	IMSP1GY
Office White	IMSP1OW
White	IMSP1W

Speaker Post Connectors

Screw termination, gold



Color	Black	Red
Black	SFSPGBKBK	SFSPGRBK
Ivory	SFSPGBKEI	SFSPGREI
Gray	SFSPGBKGY	SFSPGRGY
Office White	SFSPGBKOW	SFSPGROW
White	SFSPGBKW	SFSPGRW

Speaker Banana Plugs

Screw termination, gold



10-pack	Black SPPBK10	Red SPPR10
---------	-------------------------	----------------------

See color chart on page F2.



On the Wall

Wallplates
Refer to Section T



In the Wall

Flat Panel/White Board
Enclosures
Refer to Section V



On the Furniture

Furniture Plates
Refer to Section B



In the Furniture

Table Top Boxes
Refer to Section R



On the Floor

Floor Boxes
Refer to Section R



In the Floor

Fire-Rated Poke-Throughs
Refer to Section R



On the Surface

Metallic and Non-metallic
Raceway
Refer to Section S



On the Surface

Surface Mount Boxes
Refer to Section B



On the Rack

UDX Modular Panels
Refer to Sections K and N



In the Cabinet

UDX Modular Panels
Refer to Section O




In the Ceiling

Multimedia Enclosures
Refer to Section N

FIBER

Connectivity

Hubbell optical fiber connectivity products offer a modular, standards-compliant solution for enterprise and data center cabling infrastructure. This newly expanded section features a wide range of pre-terminated data center interconnect products, along with a complete line of field installable PROclick® and splice-on connectors. A full complement of FSP Series panels, adapters and snap fittings deliver the complete end to end channel solution. A complete new line of advanced fiber cleaning products has also been added to maintain and protect critical link performance.





Index

- Pre-Polished Connectors.....G3
- Fusion Splice Connectors.....G4
- MPO Cassettes, Standard.....G5
- FSP Adapter Panels, Standard.....G9
- Keystone Adapter Snap FittingsG12
- LC and SC Adapters.....G14
- Specialty Adapters.....G15
- Adhesive Style Connectors.....G16
- Termination Tools and Accessories.....G17
- Advanced Fiber Cleaning Supplies.....G20

Color Chart:

 Aqua	 Black	 Gray	 Ivory	 Orange	 Violet	 Yellow
 Beige	 Blue	 Green	 Office White	 Red	 White	



Standards

- ANSI/TIA-568.3
- TIA-604-FOCIS
- Telcordia GR-326-CORE

Pre-Polished Connectors

900 μm cable, 10mm cleave length

LC PROclick®

Color	Fiber Type	12-Pack	100-Pack
Aqua	50μm, OM3/OM4	① FCLC900K50GM12	FCLC900K50GM100
Beige	62.5μm, OM1	FCLC900K62M12	-
Black	50μm, OM2	FCLC900K50M12	-
Blue	SM, OS2	FCLC900KSM12	FCLC900KSM100



SC PROclick®

Color	Fiber Type	12-Pack	100-Pack
Aqua	50μm, OM3/OM4	FCSC900K50GM12	FCSC900K50GM100
Beige	62.5μm, OM1	② FCSC900K62M12	-
Black	50μm, OM2	FCSC900K50M12	-
Blue	UPC SM, OS2	FCSC900KSM12	FCSC900KSM100
Green	APC SM, OS2	FCSC900KASM12	-



ST 2Click®

Color	Fiber Type	12-Pack
Aqua	50μm, OM3/OM4	FCST50GM12
Beige	62.5μm, OM1	FCST62M12
Black	50μm, OM2	FCST50M12
Blue	SM, OS2	③ FCSTSM12



Fiber Cleaver

Description	Catalog No.
Multimode only, score and snap style	OFCLV3
SM or MM fiber, precision, CT-30 style, with case	OFCLV4
SM or MM fiber, precision, with case	OFCLV5



Universal Fiber Strip Tool

Description	Catalog No.
⑤ 900 micron buffered 250 fiber acrylate buffer, loose tube and PVC jackets	OFSTRIP2



Visual Fault Locator (ST, SC, LC)

Description	Catalog No.
⑥ Visual fault locator	OFVFLKT1

TIP: Use a VFL during termination for optimum test results.




Four Easy Termination Steps



Strip



Wipe



Cleave



Insert and Click

Note: See color chart on page G2. For termination tools and accessories, see page G14. Cleave tool OFCLV3 suitable for multimode only. Visual Fault Locator OFVFLKT1 recommended during termination. Precision cleave tool OFCLV4 or OFCLV5 required for singlemode terminations. Use precision cleave tool for optimum performance.



Standards

- ANSI/TIA-568.3
- TIA-604-FOCIS
- Telcordia GR-326-CORE

Fusion Splice-On Connectors

6-Pack

Fiber Type	LC	SC	ST-Style	FC
Multimode 62.5 (OM1)	FCLCF900M626PK	FCSCF900M626PK	FCSTF900M626PK	FCFCF900M626PK
Multimode 50 (OM2)	FCLCF900M506PK	FCSCF900M506PK	FCSTF900M506PK	FCFCF900M506PK
Multimode 50 (OM3/OM4)*	FCLCF900M50G6PK	FCSCF900M50G6PK	FCSTF900M50G6PK	FCFCF900M50G6PK
Singlemode UPC (OS2)	FCLCF900SM6PK	FCSCF900SM6PK	FCSTF900SM6PK	FCFCF900SM6PK
Singlemode APC (OS2)	–	FCSCF900SMA6PK	–	FCFCF900SMA6PK
100-Pack				
Multimode 50 (OM3)*	FCLCF900M50G100PK	FCSCF900M50G100PK	–	–
Singlemode UPC (OS2)	FCLCF900SM100PK	FCSCF900SM100PK	–	–

*OM3 is OM4 compatible

Note: Pack of 6 connectors, each in a protective capsule with cleave protector, extended dust cap, 900µm boot and splice sleeve. Compatible with fusion splicers having a removable fiber holder. See application chart below. Metal holder fixture required (sold separately). See application table below. Hubbell fusion splice heat shrink oven, Catalog Number FCSPLHSOVEN is also required for termination.

Fusion Splice Heat Shrink Oven

Catalog No.

FCSPLHSOVEN



Note: Not required for LC connectors

Metal Splice Connector Fixture Application Chart

Fusion Splicer Manufacturer	Fusion Splicer Model No.	Metal Connector Fixture Catalog No.
AFL/Fujikura	31S, 41S, 60S, 62S, 70S 12S, 17S, 18S, 19S	FCSPLFXTA
Furukawa/Fitel®	Ninja, S179 S121, S122, S123, S153	FCSPLFXTF2 FCSPLFXTF
Sumitomo®	Q101, Q102, Type 55 Type 25E, Type 29, Type 46, Type 66	FCSPLFXTS
FIS	CA3 AC4	FCSPLFXTCA3 FCSPLFXTAC4

Sumitomo is a registered trademark of Sumitomo Electric Lightwave. Fitel is a registered trademark of Furukawa Electric Co., LTD.

Standard MPO 12-Port LC Duplex Cassettes

Type A polarity (straight through, pin 1 to pin 1)
MPO input: (1) MPO male pinned receptacle



Fiber Type	OM4	OM4	OM3	OM2	OM1	OS2
Adapter Color	Aqua	Violet	Aqua	Black	Beige	Blue
Catalog No.	OCLC50G4	OCLC50G4VI	OCLC50G	OCLC50	OCLC62	OCLCSM

Standard MPO 24-Port LC Duplex Cassettes

Type A polarity (straight through, pin 1 to pin 1)
MPO input: (2) MPO male pinned receptacles



Fiber Type	OM4	OM4	OM3	OM2	OM1	OS2
Adapter Color	Aqua	Violet	Aqua	Black	Beige	Blue
Catalog No.	OCLCD50G4	OCLCD50G4VI	OCLCD50G	OCLCD50	OCLCD62	OCLCDSM

Standard MPO 24-Port LC Quad Cassettes

Type A polarity (straight through, pin 1 to pin 1)
MPO input: (2) MPO male pinned receptacles



Fiber Type	OM4	OM4	OM3	OM2	OM1	OS2
Adapter Color	Aqua	Violet	Aqua	Black	Beige	Blue
Catalog No.	OCLCQ50G4	OCLCQ50G4VI	OCLCQ50G	OCLCQ50	OCLCQ62	OCLCQSM

Note: See color chart on page G2.

Standard MPO 12-Port LC Duplex Cassettes

Type C polarity (crossed pairs, pin 1 to pin 2)
MPO input: (1) MPO male pinned receptacle



Fiber Type	OM4	OM4
Adapter Color	Aqua	Violet
Catalog No.	OCLC50G4C	OCLC50G4CVI

Standard MPO 24-Port LC Duplex Cassettes

Type C polarity (crossed pairs, pin 1 to pin 2)
MPO input: (2) MPO male pinned 12-fiber receptacles



Fiber Type	OM4	OM4
Adapter Color	Aqua	Violet
LC Duplex	OCLCD50G4C	OCLCD50G4CVI
LC Quad	OCLCQ50G4C	OCLCQ50G4CVI

Standard MPO 40G to 10G Break-Out Cassettes

MPO input: (1) MPO 8-fiber male pinned receptacle
Output: 4 x 10G LC duplex



Fiber Type	OM4	OM4
Adapter Color	Aqua	Violet
Catalog No.	OCLCD40G8	OCLCD40G8VI



Standard MPO Legacy SC, ST, and MT-RJ 12-Port Cassettes

Type A polarity (straight through, pin 1 to pin 1)
MPO input: (1) MPO male pinned receptacle

Fiber Type	OM4	OM3	OM2	OM1	OS2
Adapter Color	Aqua	Aqua	Black	Beige	Blue
SC Duplex	① OCSC50G4	② OCSC50G	OCSC50	④ OCSC62	⑤ OCSCSM
ST Duplex	-	-	OCST50	OCST62	OCSTSM
MT-RJ	-	OCRJ50G	③ OCRJ50	OCRJ62	-

Note: See color chart on page G2.



HD Enclosure with Ultra Compact MPO Cassettes



HD Series MPO Adapter Cassette, Loaded

HD Series Ultra Compact MPO 12-Port LC Quad Cassettes

Type A polarity (straight through, pin 1 to pin 1)
Use only with HD enclosures FCRHD1UBK and FCRHD4UBK




Fiber Type	OM3	OM4	OM4	OS2
Adapter Color	Aqua	Aqua	Violet	Blue
Catalog No.	OCLCHD50G3	OCLCHD50G4	OCLCHD50G4VI	OCLCHDSM

Type C polarity (crossed pairs, pin 1 to pin 2)

Catalog No.	-	OCLCHD50G4C	OCLCHD50G4CVI	-
-------------	---	--------------------	----------------------	---

HD Series MPO 6-Port Adapter Cassettes, Standard and Reversed Polarity

Supports 40G/100G MPO interconnect applications
Use only with HD enclosures FCRHD1UBK and FCRHD4UBK



Adapter Color	Aqua	Violet	Green	Gray (Reversed Polarity)
Catalog No.	OCHDMTPD3AQ	OCHDMTPD3VI	OCHDMTPD3GN	OCHDMTPD3RPGY

Note: Standard polarity is key-up to key-down. Reversed polarity is key-up to key-up. Use reversed polarity to convert from A to B trunk polarity. See datasheet for 40G/100G MPO channel migration guidelines.

MPO Channel Polarity and Gender Guidelines for New Installations

Application	Lane Format	Equipment MPO Ports	MPO Trunk Polarity	MPO Trunk Gender	MPO Patch Cord Polarity	MPO Patch Cord Gender
40GBASE-SR4	1 row of 8 fibers	Male	Type B	Male	Type B	Female
100GBASE-SR10	2 rows of 10 fibers	Male	Type A2	Male	Type A2	Female
100GBASE-SR4	1 row of 8 fibers	Male	Type B	Male	Type B	Female
200GBASE-SR4	1 row of 8 fibers	Male	Type B	Male	Type B	Female
400GBASE-SR16	2 rows of 16 fibers	Male	Type A2	Male	Type A2	Female

Note: Type A2 polarity is straight mapping from top row to bottom row. See Technical Section for details on 40G/100G migration from legacy MPO cabling.

Note: See H4 Series for 4-across.



H4 Series 4-Across Panel Applications*

H4 Series MPO 24-Port LC Quad Cassettes

Type A polarity (straight through, pin 1 to pin 1)
MPO input: (2) MPO male pinned receptacles

H4 Series MPO 40G to 10G Break-Out Cassettes

Input: MPO 8-fiber 40G pinned male receptacle; Output: 4 x 10G LC duplex

Fiber Type	OM4	OM4	OM3	OS2
Adapter Color	Aqua	Violet	Aqua	Blue
Catalog No.	OCLCQG4H4	OCLCQG4H4VI	OCLCQG3H4	OCLCQSMH4

Fiber Type	OM4	OM4
Adapter Color	Aqua	Violet
Catalog No.	OCLCD40G8H4	OCLCD40G8H4VI

H4 Series 24-Port LC Quad Panels

Zirconia ceramic

Application	OM3 and OM4	OM4	OS2	OS2	Blank Panel
Adapter Color	Aqua	Violet	Blue	Yellow	–
Catalog No.	FSPLCQS6H4AQ	FSPLCQS6H4VI	FSPLCQS6H4B	FSPLCQS6H4Y	FSPBH4

H4 Series MPO 6-Port Adapter Panels, Standard and Reversed Polarity

Supports 40G/100G MPO channel migration

Adapter Color	Aqua	Violet	Green	Gray (Reversed Polarity)
Catalog No.	FSPMTPH4AQ	FSPMTPH4VI	FSPMTPH4GN	FSPMTPH4RPGY

Note: Standard polarity is key-up to key-down. Reversed polarity is key-up to key-up. See chart on page G7 and datasheet for 40G/100G gender and polarity guidelines.

*H4 Series cassettes and panels are compatible only with H4 Series rack mount panels and enclosures. See page J5 for product compatibility.

LC Duplex FSP Adapter Panels



LC 6-Port (3 LC Duplex)	
Color	Phosphor Bronze Multimode Only / Zirconia Ceramic Single/Multimode
Aqua	FSPLCDM3AQ / FSPLCDS3AQ
Beige	FSPLCDM3BE / FSPLCDS3BE
Black	FSPLCDM3BK / FSPLCDS3BK
Blue	FSPLCDM3B / FSPLCDS3B
Green	FSPLCDM3GN / FSPLCDS3GN
Orange	FSPLCDM3OR / FSPLCDS3OR
Red	FSPLCDM3R / FSPLCDS3R
Violet	- / FSPLCDS3VI
Yellow	FSPLCDM3Y / FSPLCDS3Y


LC 12-Port (6 LC Duplex)	
Color	Phosphor Bronze Multimode Only / Zirconia Ceramic Single/Multimode
Aqua	FSPLCDM6AQ / FSPLCDS6AQ
Beige	FSPLCDM6BE / FSPLCDS6BE
Black	FSPLCDM6BK / FSPLCDS6BK
Blue	FSPLCDM6B / FSPLCDS6B
Green	FSPLCDM6GN / FSPLCDS6GN
Orange	FSPLCDM6OR / FSPLCDS6OR
Red	FSPLCDM6R / FSPLCDS6R
Violet	- / FSPLCDS6VI
Yellow	FSPLCDM6Y / FSPLCDS6Y

LC 24-Port (12 LC Duplex)	
Color	Phosphor Bronze Multimode Only / Zirconia Ceramic Single/Multimode
Aqua	FSPLCDM12AQ / FSPLCDS12AQ
Beige	FSPLCDM12BE / FSPLCDS12BE
Black	FSPLCDM12BK / FSPLCDS12BK
Blue	FSPLCDM12B / FSPLCDS12B
Green	FSPLCDM12GN / FSPLCDS12GN
Orange	FSPLCDM12OR / FSPLCDS12OR
Red	FSPLCDM12R / FSPLCDS12R
Violet	- / FSPLCDS12VI
Yellow	FSPLCDM12Y / FSPLCDS12Y

LC Quad FSP Adapter Panels

LC 12-Port (3 LC Quad)	
Color	① Phosphor Bronze Multimode Only / ② Zirconia Ceramic Single/Multimode
Aqua	FSPLCQM3AQ / FSPLCQS3AQ
Beige	FSPLCQM3BE / FSPLCQS3BE
Black	FSPLCQM3BK / FSPLCQS3BK
Blue	FSPLCQM3B / FSPLCQS3B
Green	FSPLCQM3GN / FSPLCQS3GN
Orange	FSPLCQM3OR / FSPLCQS3OR
Red	FSPLCQM3R / FSPLCQS3R
Violet	- / FSPLCQS3VI
Yellow	FSPLCQM3Y / FSPLCQS3Y

LC 24-Port (6 LC Quad)	
Color	③ Phosphor Bronze Multimode Only / ④ Zirconia Ceramic Single/Multimode
Aqua	FSPLCQM6AQ / FSPLCQS6AQ
Beige	FSPLCQM6BE / FSPLCQS6BE
Black	FSPLCQM6BK / FSPLCQS6BK
Blue	FSPLCQM6B / FSPLCQS6B
Green	FSPLCQM6GN / FSPLCQS6GN
Orange	FSPLCQM6OR / FSPLCQS6OR
Red	FSPLCQM6R / FSPLCQS6R
Violet	- / FSPLCQS6VI
Yellow	FSPLCQM6Y / FSPLCQS6Y



SC Duplex FSP Adapter Panels

SC 6-Port (3 SC Duplex)	
Color	⑤ Phosphor Bronze Multimode Only / ⑥ Zirconia Ceramic Single/Multimode
Aqua	FSPSCDM3AQ / FSPSCDS3AQ
Beige	FSPSCDM3BE / FSPSCDS3BE
Black	FSPSCDM3BK / FSPSCDS3BK
Blue	FSPSCDM3B / FSPSCDS3B
Green	FSPSCDM3GN / FSPSCDS3GN
Orange	FSPSCDM3OR / FSPSCDS3OR
Red	FSPSCDM3R / FSPSCDS3R
Yellow	FSPSCDM3Y / FSPSCDS3Y

SC 12-Port (6 SC Duplex)	
Color	⑦ Phosphor Bronze Multimode Only / ⑧ Zirconia Ceramic Single/Multimode
Aqua	FSPSCDM6AQ / FSPSCDS6AQ
Beige	FSPSCDM6BE / FSPSCDS6BE
Black	FSPSCDM6BK / FSPSCDS6BK
Blue	FSPSCDM6B / FSPSCDS6B
Green	FSPSCDM6GN / FSPSCDS6GN
Orange	FSPSCDM6OR / FSPSCDS6OR
Red	FSPSCDM6R / FSPSCDS6R
Yellow	FSPSCDM6Y / FSPSCDS6Y



Note: See color chart on page G2.

SC Simplex

Blue		
Description	Phosphor Bronze Sleeve	Zirconia Ceramic Sleeve
SC 6-port (6 SC)	① FSPSC6	FSPSCSS6
SC 8-port (8 SC)	FSPSC8	FSPSCSS8
SC 12-port (12 SC)	FSPSC12	FSPSCSS12



①

FC Simplex

Nickle Plate	
Description	Zirconia Ceramic Sleeve
FC 6-port (6 FC)	② FSPFC6
FC 8-port (8 FC)	FSPFCSS8



②

SC Simplex, APC

Green		
Description	Zirconia Ceramic Sleeve	
SC 6-port (6 SC)	③ FSPSCA6	
SC 8-port (8 SC)	FSPSCA8	
SC 12-port (12 SC)	FSPSCA12	



③

MT-RJ

Description	Catalog No.
MT-RJ 6-port, Black	FSPMTRJ6
MT-RJ 8-port, Black	FSPMTRJ8

ST-Style Simplex

Yellow		
Description	Phosphor Bronze Sleeve	Zirconia Ceramic Sleeve
ST-style 6-port	④ FSPST6	FSPSTSS6
ST-style 8-port	FSPST8	FSPSTSS8



④

JACK-PACK®, Unloaded

Description	Catalog No.
Keystone 4-port	⑤ FSPHD4X
Keystone 6-port	FSPHD6X*

*Will not fit into FTU2 Series, FTU4SP or FCR2U9SP enclosures.



⑤

MPO, Standard Polarity*

Color	Application	Simplex 6-Port (72 Fiber)	Duplex 12-Port (144 Fiber)
Aqua	OM3/OM4	⑥ FSPMTPAQ6	FSPMTPDAQ6
Beige	OM1/OM2	FSPMTPBE6	FSPMTPDBE6
Black	Universal	FSPMTPBK6	FSPMTPDBK6
Green	Singlemode	FSPMTPGN6	FSPMTPDGN6
Violet	OM4	FSPMTPVI6	FSPMTPDVI6



⑥

MPO, Reversed Polarity

Color	Simplex 6-Port (72 Fiber)
Gray	⑦ FSPMTPRPGY6



⑦

*Standard MPO polarity is key-up/key-down. Reversed polarity is key-up/key-up. Note: Compatible with 12- or 24-fiber MPO connectors.

FSP Adapter Panels, Unloaded


Description	Catalog No.
Blank, snap-in	⑧ FSPB
6 SC simplex or LC duplex	FSPSC6X
8 SC simplex or LC duplex	⑨ FSPSC8X
12 SC simplex or LC duplex	FSPSC12X
3 SC duplex or LC quad	FSPSCD3X



⑧

⑨

Description	Catalog No.
4 SC duplex or LC quad	FSPSCD4X
6 SC duplex or LC quad	⑩ FSPSCD6X
6 ST-style	FSPST6X
8 ST-style	⑪ FSPST8X
6 MTP-style	FSPSC6X



⑩

⑪

Note: Use Hubbell snap mount or screw mount adapters (screws included).

Note: See color chart on page G2.

SC to ST-Style Duplex FSP Panels

Description	Phosphor Bronze Sleeve	Zirconia Ceramic Sleeve
① SC-ST 6-port, Blue	FSPSCST3	FSPSCSTDS3
② SC-ST 12-port, Blue	FSPSCST6	FSPSCSTDS6



①



②

ST-Style Duplex FSP Adapter Panels

Description	Phosphor Bronze Sleeve	Zirconia Ceramic Sleeve
③ ST duplex, 6-port, Blue	FSPSTD3	FSPSTDS3
④ ST duplex, 12-port, Blue	FSPSTD6	FSPSTDS6



③



④

Note: See color chart on page G2.



①



②



③



④

LC Duplex Keystone Adapters

① Flush Mount, Zirconia Ceramic

Housing Color	Adapter Color							
	Aqua	Beige	Black	Blue	Green	Orange	Red	Yellow
Black	SFFLCSAQBK	SFFLCSBEBK	SFFLCSBKBK	SFFLCSBBK	SFFLCSGNBK	SFFLCSORBK	SFFLCSRBK	SFFLCSYBK
Gray	SFFLCSAQG	SFFLCSBEG	SFFLCSBKG	SFFLCSBG	SFFLCSGNG	SFFLCSORG	SFFLCSRG	SFFLCSYG
Ivory	SFFLCSAQEI	SFFLCSBEEI	SFFLCSBKEI	SFFLCSBEI	SFFLCSGNEI	SFFLCSOREI	SFFLCSREI	SFFLCSYEI
Office White	SFFLCSAQOW	SFFLCSBEOW	SFFLCSBKOW	SFFLCSBOW	SFFLCSGNOW	SFFLCSOROW	SFFLCSROW	SFFLCSYOW
White	SFFLCSAQW	SFFLCSBEW	SFFLCSBKW	SFFLCSBW	SFFLCSGNW	SFFLCSORW	SFFLCSRW	SFFLCSYW

② Standard, Zirconia Ceramic

Housing Color	Adapter Color							
	Aqua	Beige	Black	Blue	Green	Orange	Red	Yellow
Black	SFLCSAQBK	SFLCSBEBK	SFLCSBKBK	SFLCSBBK	SFLCSGNBK	SFLCSORBK	SFLCSRBK	SFLCSYBK
Gray	SFLCSAQG	SFLCSBEG	SFLCSBKG	SFLCSBG	SFLCSGNG	SFLCSORG	SFLCSRG	SFLCSYG
Ivory	SFLCSAQEI	SFLCSBEEI	SFLCSBKEI	SFLCSBEI	SFLCSGNEI	SFLCSOREI	SFLCSREI	SFLCSYEI
Office White	SFLCSAQOW	SFLCSBEOW	SFLCSBKOW	SFLCSBOW	SFLCSGNOW	SFLCSOROW	SFLCSROW	SFLCSYOW
White	SFLCSAQW	SFLCSBEW	SFLCSBKW	SFLCSBW	SFLCSGNW	SFLCSORW	SFLCSRW	SFLCSYW

SC Simplex Keystone Adapters

③ Flush Mount, Zirconia Ceramic

Housing Color	Adapter Color							
	Aqua	Beige	Black	Blue	Green	Orange	Red	Yellow
Black	SFFSCSAQBK	SFFSCSBEBK	SFFSCSBKBK	SFFSCSBBK	SFFSCSGNBK	SFFSCSORBK	SFFSCSRBK	SFFSCSYBK
Gray	SFFSCSAQG	SFFSCSBEG	SFFSCSBKG	SFFSCSBG	SFFSCSGNG	SFFSCSORG	SFFSCSRG	SFFSCSYG
Ivory	SFFSCSAQEI	SFFSCSBEEI	SFFSCSBKEI	SFFSCSBEI	SFFSCSGNEI	SFFSCSOREI	SFFSCSREI	SFFSCSYEI
Office White	SFFSCSAQOW	SFFSCSBEOW	SFFSCSBKOW	SFFSCSBOW	SFFSCSGNOW	SFFSCSOROW	SFFSCSROW	SFFSCSYOW
White	SFFSCSAQW	SFFSCSBEW	SFFSCSBKW	SFFSCSBW	SFFSCSGNW	SFFSCSORW	SFFSCSRW	SFFSCSYW

④ Standard, Zirconia Ceramic

Housing Color	Adapter Color							
	Aqua	Beige	Black	Blue	Green	Orange	Red	Yellow
Black	SFSCSAQBK	SFSCSBEBK	SFSCSBKBK	SFSCSBBK	SFSCSGNBK	SFSCSORBK	SFSCSRBK	SFSCSYBK
Gray	SFSCSAQG	SFSCSBEG	SFSCSBKG	SFSCSBG	SFSCSGNG	SFSCSORG	SFSCSRG	SFSCSYG
Ivory	SFSCSAQEI	SFSCSBEEI	SFSCSBKEI	SFSCSBEI	SFSCSGNEI	SFSCSOREI	SFSCSREI	SFSCSYEI
Office White	SFSCSAQOW	SFSCSBEOW	SFSCSBKOW	SFSCSBOW	SFSCSGNOW	SFSCSOROW	SFSCSROW	SFSCSYOW
White	SFSCSAQW	SFSCSBEW	SFSCSBKW	SFSCSBW	SFSCSGNW	SFSCSORW	SFSCSRW	SFSCSYW

Note: Any green zirconia LC or SC adapter is suitable for APC applications. See color chart on page G2.

MT-RJ Keystone Adapters

Housing Color	① Standard	② Flush Mount
Black	SFMTRJBK	FAMTRJKBK
Gray	SFMTRJG	FAMTRJKGY
Ivory	SFMTRJEI	FAMTRJKEI
Office White	SFMTRJ	FAMTRJK
Orange	-	FAMTRJKO
White	SFMTRJW	FAMTRJKW



ST-Style to SC Simplex Keystone Adapters

Housing Color	Zirconia Ceramic
Black	SFSCSTBK
Gray	SFSCSTSG
Ivory	SFSCSTSEI
Office White	SFSCSTSOW
White	SFSCSTSW

Note: Adapter is Blue



ST-Style Keystone Adapters

Housing Color	Zirconia Ceramic
Black	SFSTSBK
Gray	SFSTSG
Ivory	SFSTSEI
Office White	SFSTSOW
White	SFSTSW

Note: Adapter is black oxide



MPO Flush Mount Keystone Adapters

Housing Color	Adapter Color			
	Aqua	Beige	Black	Green
Black	SFFMTPAQBK	SFFMTPBEBK	SFFMTPBKBK	SFFMTPGNBK
Gray	SFFMTPAQG	SFFMTPBEG	SFFMTPBK G	SFFMTPGN G
Ivory	SFFMTPAQEI	SFFMTPBEEI	SFFMTPBKEI	SFFMTPGNEI
Office White	SFFMTPAQOW	SFFMTPBEOW	SFFMTPBKOW	SFFMTPGNOW
White	SFFMTPAQW	SFFMTPBEW	SFFMTPBKW	SFFMTPGNW



Note: See color chart on page G2.

LC Adapters

LC Duplex; recommended cut out: 0.525" X 0.390"

Color	① Snap mount, clip installed (6-pack), zirconia ceramic sleeve	② Screw mount, clip installed, mounting screws included (6-pack), zirconia ceramic sleeve
Aqua	FALCDSC6AQ	FALCDSS6AQ
Beige	FALCDSC6BE	FALCDSS6BE
Black	FALCDSC6BK	FALCDSS6BK
Blue	FALCDSC6B	FALCDSS6B
Green	FALCDSC6GN	FALCDSS6GN
Orange	FALCDSC6OR	FALCDSS6OR
Red	FALCDSC6R	FALCDSS6R
Yellow	FALCDSC6Y	FALCDSS6Y



LC Quad; recommended cut out: 1.024" X 0.375"

Color	③ Snap mount, clip installed (6-pack), zirconia ceramic sleeve	④ Screw mount, clip installed, mounting screws included (6-pack), zirconia ceramic sleeve
Aqua	FALCQSC6AQ	FALCQSS6AQ
Beige	FALCQSC6BE	FALCQSS6BE
Black	FALCQSC6BK	FALCQSS6BK
Blue	FALCQSC6B	FALCQSS6B
Green	FALCQSC6GN	FALCQSS6GN
Orange	FALCQSC6OR	FALCQSS6OR
Red	FALCQSC6R	FALCQSS6R
Yellow	FALCQSC6Y	FALCQSS6Y



Note: Any green zirconia LC or SC adapter is suitable for APC applications. See color chart on page G2.

SC Adapters

SC Duplex; recommended cut out: 1.024" X 0.375"

Color	⑤ Snap mount, clip installed (6-pack), zirconia ceramic sleeve	⑥ Screw mount, clip installed, mounting screws included (6-pack), zirconia ceramic sleeve
Aqua	FASCDSC6AQ	FASCDSS6AQ
Beige	FASCDSC6BE	FASCDSS6BE
Black	FASCDSC6BK	FASCDSS6BK
Blue	FASCDSC6B	FASCDSS6B
Green	FASCDSC6GN	FASCDSS6GN
Orange	FASCDSC6OR	FASCDSS6OR
Red	FASCDSC6R	FASCDSS6R
Yellow	FASCDSC6Y	FASCDSS6Y



SC Simplex; recommended cut out: 0.525" X 0.390"

Color	⑦ Snap mount, clip installed (6-pack), zirconia ceramic sleeve	⑧ Screw mount, clip installed, mounting screws included (6-pack), zirconia ceramic sleeve
Aqua	FASCSS12AQ	FASCSS12AQ
Beige	FASCSS12BE	FASCSS12BE
Black	FASCSS12BK	FASCSS12BK
Blue	FASCSS12B	FASCSS12B
Green	FASCSS12GN	FASCSS12GN
Orange	FASCSS12OR	FASCSS12OR
Red	FASCSS12R	FASCSS12R
Yellow	FASCSS12Y	FASCSS12Y



Note: Any green zirconia LC or SC adapter is suitable for APC applications. See color chart on page G2.

ST-Style Adapters

Description	Recommended Cut-Out	Color	Phosphor Bronze Sleeve	Zirconia Ceramic Sleeve
Snap mount, clip installed, ST duplex*, 6-pack	Any SC duplex 1.024" x 0.375"	Blue	① FASTDMPB6	–
Screw mount, clip installed, ST duplex, 6-pack	1.024" x 0.375"	Blue	–	FASTDSS6
Bulkhead, ST simplex, 12-pack, with nuts and washers	Dia. 0.38", flat 0.31" (Double D)	Black Oxide, Metal	② FASTMPB12	FASTSS12

*These adapters can mount into unloaded FSP adapter panels (see page G11).



SC to ST-Style Adapters

Zirconia Ceramic Sleeve

Description	Recommended SC Cut-Out	Color	③ Simplex, 12-Pack	④ Duplex, 6-Pack
Snap mount, clip installed	Simplex: 0.525" x 0.390" Duplex: 1.024" x 0.375"	Blue	FASTSCSSC12	FASTSCDSC6



Phosphor Bronze Sleeve

Screw mount, clip installed	Duplex: 1.024" x 0.375"	Blue	–	FASTSCMPB6
-----------------------------	-------------------------	------	---	-------------------



MPO Simplex Adapters

Standard Polarity

Description	Recommended MPO Simplex Cut-Out	Color	⑤ Snap Mount	⑥ Screw Mount
Fits any SC simplex cut-out, 6-pack, compatible with 12- or 24-fiber MPO connectors	0.525" x 0.390"	Aqua	FAMTPAQ	FAMTPSAQ
		Beige	FAMTPBE	FAMTPSBE
		Black	FAMTPBK	FAMTPSBK
		Green	FAMTPGN	FAMTPSGN
		Violet	FAMTPVI	FAMTPSVI



Reversed Polarity

	Gray	FAMTPRPGY	FAMTPSRPGY
--	------	------------------	-------------------

Note: Standard MPO polarity is key-up/key-down. Reversed polarity is key-up/key-up.

MPO Duplex Adapters

Description	Recommended SC Duplex Cut-Out	Color	Snap Mount	⑦ Screw Mount
Fits any SC duplex cut-out, 6-pack	1.024" x 0.375"	Aqua	FAMTPDAQ	FAMTPDSAQ
		Beige	FAMTPDBE	FAMTPDSBE
		Black	FAMTPDBK	FAMTPDSBK
		Green	FAMTPDGN	FAMTPDSGN
		Violet	FAMTPDVI	FAMTPDSVI



FC Adapters

Description	Recommended Cut-Out	Finish	Zirconia Ceramic Sleeve
Bulkhead, singlemode, 6-pack	Dia. 0.38", flat 0.31" (Double D)	Nickel Plated	⑧ FAFCSS6



MT-RJ Adapters

Description	Recommended Cut-Out	Color	Snap Mount
Snap mount, clip installed, 6-pack	0.525" x 0.390" (SC simplex)	Aqua	FAMTRJC6AQ
		Beige	⑨ FAMTRJMPB6
		Black	FAMTRJC6BK



Note: See color chart on page G2.

LC Simplex Adhesive Connectors

900µm termination, LC connector, with boot and dust cap

Mode	6-Pack
Multimode	FCLCMM
Singlemode	FCLCSM



SC Simplex Adhesive Connectors

900µm termination, SC connector, with boot and dust cap

Mode	12-Pack
Multimode	FCSCM12R
Singlemode	FCSCS12R



ST Simplex Adhesive Connectors

900µm termination, ST connector, with boot and dust cap

Mode	12-Pack
Multimode	FCSTM12R
Singlemode	FCSTS12R



Crimp Tool

Required for SC and ST connectors

Single/multimode	OFCMT04
------------------	----------------

Note: See pages G17–G20 for termination aids and consumables



Note: See page G17-G19 for consumables and other termination accessories.

Fiber Cleavers

Description	Catalog No.
Multimode fiber only	OFCLV3
SM or MM fiber, CT-30 style, with case	OFCLV4
SM or MM fiber, precision, with case	① OFCLV5
Replacement blade	OFCLV5RB



①

Microscope, 400X

Includes: built-in illuminator, batteries, SC/ST-style adapter, and soft pouch

Description	Catalog No.
SC/ST-style microscope	④ OFSCOPE1
LC adapter (400X microscope only)	FOADPTLC



④

Visual Fault Locators (ST, SC, LC)

Includes: batteries, LC adapter, holster, wrist strap and end protectors

Description	Catalog No.
Visual fault locator	② OFVFLKT1
LC replacement adapter	③ OFVLCADP



②



③

TIP: Use a VFL during termination for optimum test results.

Microscope, 200X (ST, SC, LC)

Includes: batteries, LC adapter, and soft pouch

Description	Catalog No.
ST, SC, LC microscope	OFSCOPE2



Loose Tube OSP Cable Break-Out Kits

Includes: tube kit, break-out block and crimp bushing

Description	Catalog No.
6-fiber break-out kit	OFBOKT6
12-fiber break-out kit	OFBOKT12



Kevlar® Cable Scissors

Description	Catalog No.
For cutting Kevlar reinforced cables up to 24-strand, non-armored	OFCSRS



Fiber Strip Tools

Description	Catalog No.
Universal 250/900μ, 2.0, 2.5, 3.0mm cable	OFSTRIP2



LC Duplex Connector Extraction Tool

Includes: (1) tool, individually packaged, ideal for servicing high density interconnections

Description	Catalog No.
Connector extraction tool	OFLCDTOOL1



Note: See PROclick® connectors on page G3 for termination tool applications. Kevlar is a registered trademark of E. I. du Pont de Nemours and Company.

Epoxy Adhesive Kit

Includes: (6) 1-gram tubes epoxy, (6) syringes and (6) needles

Description	Catalog No.
Adhesive kit	OFCEP



Anaerobic Adhesive Kit

Includes: primer and adhesive, (10) syringes and (20) needles

Description	Catalog No.
Anaerobic adhesive kit cures in 6–10 seconds	OFCAP
Replacement bottle of primer only	OFPRIME



Fiber Cable Management Radius Clips

Includes: pack of (4) self-adhering clips with bend radius control element

Description	Catalog No.
Cable clips	FBRMGTCLPK4



Crimp Tool

Dual hex cavity: 0.178"/0.151", flat crimp 0.052", hex crimp 0.136", hardened die

Description	Catalog No.
For SC/ST-style epoxy/ anaerobic or crimp style connectors	① OFCMT04
Crimp dies	OFCMD04



Hand Scribe Tool

Includes: (1) tool and scribe guide

Description	Catalog No.
Sapphire blade	OFSCRIBE



Polishing Fixture

Includes: (1) stainless steel puck, polished surface; SC/ST-style or LC compatible

Description	Catalog No.
SC/ST-style	OFPUCK
LC	OFPUCKLC



Fiber Management Spool

2-pack

Description	Catalog No.
Adhesive mount, yellow	OFSPPOOLPK2



Fusion Splice Sleeves

25-pack


Description	Catalog No.
40mm length, 10mm cleave	① FSHST401025
12-fiber ribbon	② FRSHST401025



Polishing Film

Includes: (25) each of 5μ, 1μ and 0.3μ sheets, (1) polishing pad

Description	Catalog No.
Replacement kit	OFLFP




OPTISOK® Pulling Grips

Bundle Size Range	Catalog No.
0.125–0.562"	CCPS1
0.250–0.750"	CCPS2
0.750–1.750"	CCPS3



Fusion Splice Trays

Description	Catalog No.
Aluminum, 12-fiber	③ STRAY12F
Aluminum, 24-fiber	STRAY24F
Aluminum, 144-fiber, ribbon cable	STRAY12RF5
Aluminum, 144-fiber, ribbon cable, deep	STRAY12RFSDP
Plastic, yellow, 24-fiber	④ OFSPLKT24F





①



②



③



④



⑤

Cleaning Kit 1 without Sticklers® CleanClicker®

Includes:

- Optical fiber cleaning fluid, 3oz, non-hazardous
- (2) packs of 50 LC/MU cleaning sticks
- (2) packs of 50 SC/FC cleaning sticks
- (1) box of 400 lint-free wipes
- (1) dispenser of 90 lint-free wipes
- Instructions on product packaging
- Protective carrying bag

Description	Catalog No.
① Cleaning kit without clickers	OFCLEANKT1

Cleaning Kit 2 with Sticklers® CleanClicker®

Includes:

- LC/MU clicker cleaner, 750 clicks
- SC/FC clicker cleaner, 750 clicks
- MPO clicker cleaner, 600 clicks
- Optical fiber cleaning fluid, 3oz, non-hazardous
- (2) packs of 50 LC/MU cleaning sticks
- (2) packs of 50 SC/FC cleaning sticks
- (1) box of 400 lint-free wipes
- (1) dispenser of 90 lint-free wipes
- Instructions on product packaging
- Protective carrying bag

Description	Catalog No.
② Cleaning kit with LC, SC, MPO clickers	OFCLEANKT2

Sticklers® CleanClicker®, SC/ST/FC/APC

Includes: (1) disposable cleaner tape cartridge

Description	Catalog No.
2.5mm, SC/FC/APC	OFCLICK750SC

Sticklers® CleanClicker®, LC/MU/APC

Includes: (1) disposable cleaner tape cartridge

Description	Catalog No.
③ 2.5mm, LC/MU/APC	OFCLICK750LC

Sticklers® CleanClicker®, MPO/APC

Includes: (1) disposable cleaner tape cartridge

Description	Catalog No.
MPO male, female, flat/APC	OFCLICK600MPO

Sticklers® CleanStixx™, LC/MU/APC

Includes: (1) pack of 50 disposable cleaning sticks

Description	Catalog No.
LC/MU/APC 1.25mm port cleaning sticks	OFSTIX50LC

Sticklers® CleanStixx™, SC/ST/FC/APC

Includes: (1) pack of 50 disposable cleaning sticks

Description	Catalog No.
④ SC/FC/APC 2.50mm port cleaning sticks	OFSTIX50SC

Sticklers® Cleaning Fluid, Optical

Includes: (1) 3oz pump dispenser

Description	Catalog No.
3oz cleaning fluid, pump, non-hazardous	OFCLEANER3OZ

Sticklers® CleanWipes™, Cartridge

Includes: (1) 4-slot box

Description	Catalog No.
Box of 100 lint-free sheets, 4 wipes/sheet	OFWIPES400

Sticklers® CleanWipes™, Dispenser

Includes: (1) roll of 90 sheets

Description	Catalog No.
⑤ Tube of 90 lint-free sheets, multi-purpose	OFWIPES90

Sticklers, CleanClicker, CleanStixx and CleanWipes are trademarks of MicroCare.




FIBER

Assemblies

The full line of Hubbell precision fiber assemblies has been expanded to include a new family of high density LC duplex cords with polarity-reversing features. Angle polished cords (APC) are now available for Gigabit Passive Optical Networks (GPON) and high speed systems. Standard patch cord lengths are expanded from 1 to 25 meters. For critical needs of the data center, the Hubbell BIDnet program offers custom make-to-order service, featuring premium quality cable and components. BIDnet fiber trunk assemblies are assembled locally and 100% factory tested with fast, reliable delivery.





Index

- Fiber Patch Cords, LC Duplex H3
- Fiber Patch Cords, High Density H4
- Fiber Patch Cords, Duplex H6
- Fiber Patch Cords, Simplex H8
- Custom Fiber Trunk Assemblies H9
- Fiber Pigtails, Single and Bundled H11
- Specialty Pigtail Assemblies H12

Fiber Color Code Pairing Sequence:





①



②



③



④



⑤

LC Duplex Patch Cords

Multimode, Riser

Description	Cable Color	Length (meters)			
		1m	2m	3m	5m
LC to LC, 50, OM4	AQ	DFRCLCLCF1MM	DFRCLCLCF2MM	DFRCLCLCF3MM	DFRCLCLCF5MM
LC to SC, 50, OM4	AQ	DFRCLCSCF1MM	DFRCLCSCF2MM	DFRCLCSCF3MM	DFRCLCSCF5MM
LC to LC, 50, OM3	AQ	DFRCLCLCE1MM	DFRCLCLCE2MM	DFRCLCLCE3MM	DFRCLCLCE5MM
LC to SC, 50, OM3	AQ	DFRCLCSCE1MM	DFRCLCSCE2MM	DFRCLCSCE3MM	DFRCLCSCE5MM
LC to LC, 50, OM2	OR	DFRCLCLCD1MM	DFRCLCLCD2MM	DFRCLCLCD3MM	DFRCLCLCD5MM
LC to SC, 50, OM2	OR	DFRCLCSCD1MM	DFRCLCSCD2MM	DFRCLCSCD3MM	DFRCLCSCD5MM
LC to LC, 62.5, OM1	OR	DFRCLCLCC1MM	DFRCLCLCC2MM	DFRCLCLCC3MM	DFRCLCLCC5MM
LC to SC, 62.5, OM1	OR	DFRCLCSCC1MM	DFRCLCSCC2MM	DFRCLCSCC3MM	DFRCLCSCC5MM
LC to ST, 62.5, OM1	OR	DFRCLCSTC1MM	DFRCLCSTC2MM	DFRCLCSTC3MM	DFRCLCSTC5MM

Singlemode, Riser

LC to LC, OS2	YL	DFRCLCLCS1SM	DFRCLCLCS2SM	DFRCLCLCS3SM	DFRCLCLCS5SM
LC/APC to LC/APC, OS2	YL	DFRCLCALCAS1SM	DFRCLCALCAS2SM	DFRCLCALCAS3SM	DFRCLCALCAS5SM
LC/APC to SC/APC, OS2	YL	DFRCLCASCAS1SM	DFRCLCASCAS2SM	DFRCLCASCAS3SM	DFRCLCASCAS5SM
LC to ST, OS2	YL	DFRCLCSTS1SM	DFRCLCSTS2SM	DFRCLCSTS3SM	DFRCLCSTS5SM
LC to SC, OS2	YL	DFRCLCSCS1SM	DFRCLCSCS2SM	DFRCLCSCS3SM	DFRCLCSCS5SM

Standard Riser lengths: 1 to 10 meters; LC/APC lengths: 1 to 5, and 10 meters; custom lengths quoted to order

Multimode, Plenum

Description	Cable Color	Length (meters)			
		1m	2m	3m	5m
LC to LC, 50, OM4	AQ	DFPCLCLCF1MM	DFPCLCLCF2MM	DFPCLCLCF3MM	DFPCLCLCF5MM
LC to SC, 50, OM4	AQ	DFPCLCSCF1MM	DFPCLCSCF2MM	DFPCLCSCF3MM	DFPCLCSCF5MM
① LC to LC, 50, OM3	AQ	DFPCLCLCE1MM	DFPCLCLCE2MM	DFPCLCLCE3MM	DFPCLCLCE5MM
② LC to SC, 50, OM3	AQ	DFPCLCSCE1MM	DFPCLCSCE2MM	DFPCLCSCE3MM	DFPCLCSCE5MM
LC to LC, 50, OM2	OR	DFPCLCLCD1MM	DFPCLCLCD2MM	DFPCLCLCD3MM	DFPCLCLCD5MM
LC to SC, 50, OM2	OR	DFPCLCSCD1MM	DFPCLCSCD2MM	DFPCLCSCD3MM	DFPCLCSCD5MM
LC to LC, 62.5, OM1	OR	DFPCLCLCC1MM	DFPCLCLCC2MM	DFPCLCLCC3MM	DFPCLCLCC5MM
LC to SC, 62.5, OM1	OR	DFPCLCSCC1MM	DFPCLCSCC2MM	DFPCLCSCC3MM	DFPCLCSCC5MM
LC to ST, 62.5, OM1	OR	DFPCLCSTC1MM	DFPCLCSTC2MM	DFPCLCSTC3MM	DFPCLCSTC5MM

Singlemode, Plenum

③ LC to LC, OS2	YL	DFPCLCLCS1SM	DFPCLCLCS2SM	DFPCLCLCS3SM	DFPCLCLCS5SM
④ LC/APC to LC/APC, OS2	YL	DFPCLCALCAS1SM	DFPCLCALCAS2SM	DFPCLCALCAS3SM	DFPCLCALCAS5SM
LC/APC to SC/APC, OS2	YL	DFPCLCASCAS1SM	DFPCLCASCAS2SM	DFPCLCASCAS3SM	DFPCLCASCAS5SM
LC to ST, OS2	YL	DFPCLCSTS1SM	DFPCLCSTS2SM	DFPCLCSTS3SM	DFPCLCSTS5SM
⑤ LC to SC, OS2	YL	DFPCLCSCS1SM	DFPCLCSCS2SM	DFPCLCSCS3SM	DFPCLCSCS5SM

Standard Plenum lengths: 1 to 25 meters; LC/APC lengths: 1 to 5, and 10 meters; custom lengths quoted to order

Note: See color sequence chart on page H2.



High Density LC Uniboot Patch Cords

Plenum

Description	Cable Color	Length (meters)			
		1m	2m	3m	5m
① LC to LC, 50, OM3	AQ	HDPCLC50G3M1	HDPCLC50G3M2	HDPCLC50G3M3	HDPCLC50G3M5
LC to SC, 50, OM3	AQ	HDPCLCSC50G3M1	HDPCLCSC50G3M2	HDPCLCSC50G3M3	HDPCLCSC50G3M5
LC to LC, 50, OM4	AQ	HDPCLC50G4M1	HDPCLC50G4M2	HDPCLC50G4M3	HDPCLC50G4M5
LC to SC, 50, OM4	AQ	HDPCLCSC50G4M1	HDPCLCSC50G4M2	HDPCLCSC50G4M3	HDPCLCSC50G4M5
② LC to LC, SM, OS2	YL	HDPCLCSM1	HDPCLCSM2	HDPCLCSM3	HDPCLCSM5
③ LC to SC, SM, OS2	YL	HDPCLCSCSM1	HDPCLCSCSM2	HDPCLCSCSM3	HDPCLCSCSM5

Standard lengths: 1 to 5, 6, 8 and 10 meters; custom lengths quoted to order

MSFP to LC Patch Cords

Description	Cable Color	Length (meters)			
		1m	2m	3m	5m
④ MSFP to LC, 50, OM3	AQ	MSFPLC50G3M1	MSFPLC50G3M2	MSFPLC50G3M3	MSFPLC50G3M5
MSFP to LC, 50, OM4	AQ	MSFPLC50G4M1	MSFPLC50G4M2	MSFPLC50G4M3	MSFPLC50G4M5

Note: MSFP pitch is 5.25mm; standard LC duplex pitch is 6.25mm

Standard lengths: 1 to 5, 6, 8 and 10 meters; custom lengths quoted to order

High Density MU to MU Duplex Patch Cords

Description	Boot Color	Connector Color	Length			
			1m	2m	3m	5m
⑤ MU to MU	BL	BR	HDPCMUMUS1	HDPCMUMUS2	HDPCMUMUS3	HDPCMUMUS5
MU to MU	BL	BR	HDPCMUMUS10F	HDPCMUMUS20F	HDPCMUMUS30F	HDPCMUMUS50F

Standard lengths: 1, 2, 3, 5, 10, 15, 20 meters; various lengths in feet available between 10 and 75 feet

Note: See color sequence chart on page H2.



LC Duplex Patch Cords, Standard, Erika Violet

Plenum

Description	Cable Color	Length (meters)			
		1m	2m	3m	5m
① LC to LC, 50, OM4	VI	DFPCLCLCF1MVI	DFPCLCLCF2MVI	DFPCLCLCF3MVI	DFPCLCLCF5MVI

Note: Standard Plenum Lengths: 1 to 25 meters; custom lengths quoted to order

LC Duplex Patch Cords, Unibody, Polarity Reversing

Plenum

Description	Cable Color	Length (meters)			
		1m	2m	3m	5m
LC to LC, 50, OM3	AQ	HDPCLCRPG3M1	HDPCLCRPG3M2	HDPCLCRPG3M3	HDPCLCRPG3M5
② LC to LC, 50, OM4	AQ	HDPCLCRPG4M1	HDPCLCRPG4M2	HDPCLCRPG4M3	HDPCLCRPG4M5
③ LC to LC, SM, OS2	YL	HDPCLCRPSM1	HDPCLCRPSM2	HDPCLCRPSM3	HDPCLCRPSM5

Note: Standard Plenum Lengths: 1 to 5, 6, 8, 10 meters; custom lengths quoted to order
Contact Hubbell Premise Wiring for polarity reversing instructions.

LC Duplex Patch Cords, Unibody, Polarity Reversing, Push Rod Style

Plenum

Description	Cable Color	Length (meters)			
		1m	2m	3m	5m
LC to LC, 50, OM3	AQ	HDPCLCRPG3M1	HDPCLCRPG3M2	HDPCLCRPG3M3	HDPCLCRPG3M5
④ LC to LC, 50, OM4	AQ	HDPCLCRPG4M1	HDPCLCRPG4M2	HDPCLCRPG4M3	HDPCLCRPG4M5
⑤ LC to LC, SM, OS2	YL	HDPCLCRPSM1	HDPCLCRPSM2	HDPCLCRPSM3	HDPCLCRPSM5

Note: Standard Plenum Lengths: 1 to 5, 6, 8, 10 meters; custom lengths quoted to order
Contact Hubbell Premise Wiring for polarity reversing instructions.

Note: See color sequence chart on page H2.



①



②



③



④

SC to SC Patch Cords

Duplex/Multimode, Riser

Description	Cable Color	Length (meters)			
		1m	2m	3m	5m
SC to SC, 62.5, OM1	OR	DFRCSCSCC1MM	DFRCSCSCC2MM	DFRCSCSCC3MM	DFRCSCSCC5MM
SC to SC, 50, OM2	OR	DFRCSCSCD1MM	DFRCSCSCD2MM	DFRCSCSCD3MM	DFRCSCSCD5MM
① SC to SC, 50, OM3	AQ	DFRCSCSCE1MM	DFRCSCSCE2MM	DFRCSCSCE3MM	DFRCSCSCE5MM
SC to SC, 50, OM4	AQ	DFRCSCSCF1MM	DFRCSCSCF2MM	DFRCSCSCF3MM	DFRCSCSCF5MM

Duplex/Singlemode, Riser

② SC to SC, SM, OS2	YL	DFRCSCSCS1SM	DFRCSCSCS2SM	DFRCSCSCS3SM	DFRCSCSCS5SM
SCA to SCA, OS2, APC	YL	DFRCSCASCAS1SM	DFRCSCASCAS2SM	DFRCSCASCAS3SM	DFRCSCASCAS5SM

Duplex/Multimode, Plenum

SC to SC, 62.5, OM1	OR	DFPCSCSCC1MM	DFPCSCSCC2MM	DFPCSCSCC3MM	DFPCSCSCC5MM
SC to SC, 50, OM2	OR	DFPCSCSCD1MM	DFPCSCSCD2MM	DFPCSCSCD3MM	DFPCSCSCD5MM
SC to SC, 50, OM3	AQ	DFPCSCSCE1MM	DFPCSCSCE2MM	DFPCSCSCE3MM	DFPCSCSCE5MM
SC to SC, 50, OM4	AQ	DFPCSCSCF1MM	DFPCSCSCF2MM	DFPCSCSCF3MM	DFPCSCSCF5MM

Duplex/Singlemode, Plenum

SC to SC, SM, OS2	YL	DFPCSCSCS1SM	DFPCSCSCS2SM	DFPCSCSCS3SM	DFPCSCSCS5SM
③ SCA to SCA, OS2, APC	YL	DFPCSCASCAS1SM	DFPCSCASCAS2SM	DFPCSCASCAS3SM	DFPCSCASCAS5SM

Standard Riser lengths: 1 to 10 meters; SC/APC lengths: 1 to 5, and 10 meters

Standard Plenum lengths: 1 to 25 meters; SC/APC lengths: 1 to 5, and 10 meters

ST to SC Patch Cords

Duplex/Multimode, Riser

Description	Cable Color	Length (meters)			
		1m	2m	3m	5m
ST to SC, 62.5, OM1	OR	DFRCSTSCC1MM	DFRCSTSCC2MM	DFRCSTSCC3MM	DFRCSTSCC5MM
ST to SC, 50, OM2	OR	DFRCSTSCD1MM	DFRCSTSCD2MM	DFRCSTSCD3MM	DFRCSTSCD5MM
ST to SC, 50, OM3	AQ	DFRCSTSCE1MM	DFRCSTSCE2MM	DFRCSTSCE3MM	DFRCSTSCE5MM
ST to SC, 50, OM4	AQ	DFRCSTSCF1MM	DFRCSTSCF2MM	DFRCSTSCF3MM	DFRCSTSCF5MM

Duplex/Singlemode, Riser

④ ST to SC, SM, OS2	YL	DFRCSTSCS1SM	DFRCSTSCS2SM	DFRCSTSCS3SM	DFRCSTSCS5SM
---------------------	----	---------------------	---------------------	---------------------	---------------------

Duplex/Multimode, Plenum

ST to SC, 62.5, OM1	OR	DFPCSTSCC1MM	DFPCSTSCC2MM	DFPCSTSCC3MM	DFPCSTSCC5MM
ST to SC, 50, OM2	OR	DFPCSTSCD1MM	DFPCSTSCD2MM	DFPCSTSCD3MM	DFPCSTSCD5MM
ST to SC, 50, OM3	AQ	DFPCSTSCE1MM	DFPCSTSCE2MM	DFPCSTSCE3MM	DFPCSTSCE5MM
ST to SC, 50, OM4	AQ	DFPCSTSCF1MM	DFPCSTSCF2MM	DFPCSTSCF3MM	DFPCSTSCF5MM

Duplex/Singlemode, Plenum

ST to SC, SM, OS2	YL	DFPCSTSCS1SM	DFPCSTSCS2SM	DFPCSTSCS3SM	DFPCSTSCS5SM
-------------------	----	---------------------	---------------------	---------------------	---------------------

Standard Riser lengths: 1 to 10 meters

Standard Plenum lengths: 1 to 25 meters

Note: See color sequence chart on page H2.



①



②



③



④



⑤

ST to ST Patch Cords

Duplex/Multimode, Riser

Description	Cable Color	Length (meters)			
		2m	3m	5m	10m
① ST to ST, 62.5, OM1	OR	DFRCSTSTC2MM	DFRCSTSTC3MM	DFRCSTSTC5MM	DFRCSTSTC10MM
ST to ST, 50, OM2	OR	DFRCSTSTD2MM	DFRCSTSTD3MM	DFRCSTSTD5MM	DFRCSTSTD10MM
ST to ST, 50, OM3	AQ	DFRCSTSTE2MM	DFRCSTSTE3MM	DFRCSTSTE5MM	DFRCSTSTE10MM

Duplex/Singlemode, Riser

ST to ST, SM, OS2	YL	DFRCSTSTS2SM	DFRCSTSTS3SM	DFRCSTSTS5SM	DFRCSTSTS10SM
-------------------	----	---------------------	---------------------	---------------------	----------------------

Duplex/Multimode, Plenum

ST to ST, 62.5, OM1	OR	DFPCSTSTC2MM	DFPCSTSTC3MM	DFPCSTSTC5MM	DFPCSTSTC10MM
ST to ST, 50, OM2	OR	DFPCSTSTD2MM	DFPCSTSTD3MM	DFPCSTSTD5MM	DFPCSTSTD10MM
ST to ST, 50, OM3	AQ	DFPCSTSTE2MM	DFPCSTSTE3MM	DFPCSTSTE5MM	DFPCSTSTE10MM

Duplex/Singlemode, Plenum

ST to ST, SM, OS2	YL	DFPCSTSTS2SM	DFPCSTSTS3SM	DFPCSTSTS5SM	DFPCSTSTS10SM
-------------------	----	---------------------	---------------------	---------------------	----------------------

Standard Riser lengths: 1 to 10 meters

Standard Plenum lengths: 1 to 25 meters

FC Patch Cords

Duplex/Singlemode, Riser

Description	Cable Color	Length (meters)			
		1m	2m	3m	5m
② FC to FC, SM, OS2	YL	DFRCFCFCS1SM	DFRCFCFCS2SM	DFRCFCFCS3SM	DFRCFCFCS5SM
③ FCA to FCA, SM, APC	YL	DFRCFAFCAS1SM	DFRCFAFCAS2SM	DFRCFAFCAS3SM	DFRCFAFCAS5SM
④ FCA to SCA, SM, APC	YL	DFRCFCASCAS1SM	DFRCFCASCAS2SM	DFRCFCASCAS3SM	DFRCFCASCAS5SM
⑤ FCA to LCA, SM, APC	YL	DFRCLCAFCAS1SM	DFRCLCAFCAS2SM	DFRCLCAFCAS3SM	DFRCLCAFCAS5SM

Duplex/Singlemode, Plenum

FC to FC, SM, OS2	YL	DFPCFCFCS1SM	DFPCFCFCS2SM	DFPCFCFCS3SM	DFPCFCFCS5SM
FCA to FCA, SM, APC	YL	DFPCFAFCAS1SM	DFPCFAFCAS2SM	DFPCFAFCAS3SM	DFPCFAFCAS5SM
FCA to SCA, SM, APC	YL	DFPCFCASCAS1SM	DFPCFCASCAS2SM	DFPCFCASCAS3SM	DFPCFCASCAS5SM
FCA to LCA, SM, APC	YL	DFPCLCAFCAS1SM	DFPCLCAFCAS2SM	DFPCLCAFCAS3SM	DFPCLCAFCAS5SM

Standard lengths: 1 to 5, and 10 meters

Note: See color sequence chart on page H2.



LC Simplex Patch Cord Combinations

Singlemode, OS2, Riser, Yellow cable

Description	Boot Colors	Length (meters)			
		1m	2m	3m	5m
LC/UPC to LC/UPC	W-W	SFRCLCLCS1SM	SFRCLCLCS2SM	SFRCLCLCS3SM	SFRCLCLCS5SM
LC/UPC to SC/UPC	W-BL	SFRCLCSCS1SM	SFRCLCSCS2SM	SFRCLCSCS3SM	SFRCLCSCS5SM
LC/UPC to SC/APC	W-GN	SFRCLCSCAS1SM	SFRCLCSCAS2SM	SFRCLCSCAS3SM	SFRCLCSCAS5SM
LC/UPC to ST/UPC	W-BL	SFRCLCSTS1SM	SFRCLCSTS2SM	SFRCLCSTS3SM	SFRCLCSTS5SM
LC/UPC to FC/UPC	W-BL	SFRCLCFCS1SM	SFRCLCFCS2SM	SFRCLCFCS3SM	SFRCLCFCS5SM
① LC/APC to LC/APC	GN-GN	SFRCLCALCAS1SM	SFRCLCALCAS2SM	SFRCLCALCAS3SM	SFRCLCALCAS5SM
LC/APC to LC/UPC	GN-W	SFRCLCLCAS1SM	SFRCLCLCAS2SM	SFRCLCLCAS3SM	SFRCLCLCAS5SM
② LC/APC to SC/APC	GN-GN	SFRCLCASCAS1SM	SFRCLCASCAS2SM	SFRCLCASCAS3SM	SFRCLCASCAS5SM
③ LC/APC to FC/APC	GN-GN	SFRCLCAFCAS1SM	SFRCLCAFCAS2SM	SFRCLCAFCAS3SM	SFRCLCAFCAS5SM

Standard lengths: 1 to 5, and 10 meters

SC, FC and ST Simplex Patch Cord Combinations

Singlemode, OS2, Riser, Yellow cable

Description	Boot Colors	Length (meters)			
		1m	2m	3m	5m
SC/UPC to SC/UPC	BL-BL	SFR CSCSCS1SM	SFR CSCSCS2SM	SFR CSCSCS3SM	SFR CSCSCS5SM
FC/UPC to SC/UPC	BL-BL	SFRFCSCS1SM	SFRFCSCS2SM	SFRFCSCS3SM	SFRFCSCS5SM
SC/UPC to ST/UPC	BL-BL	SFR CSTSCS1SM	SFR CSTSCS2SM	SFR CSTSCS3SM	SFR CSTSCS5SM
④ SC/APC to SC/APC	GN-GN	SFR CSCASCAS1SM	SFR CSCASCAS2SM	SFR CSCASCAS3SM	SFR CSCASCAS5SM
⑤ FC/APC to SC/APC	GN-GN	SFRFCASCAS1SM	SFRFCASCAS2SM	SFRFCASCAS3SM	SFRFCASCAS5SM
⑥ FC/UPC to FC/UPC	BL-BL	SFRFCFCFS1SM	SFRFCFCFS2SM	SFRFCFCFS3SM	SFRFCFCFS5SM
FC/APC to FC/APC	GN-GN	SFRFCFAFCAS1SM	SFRFCFAFCAS2SM	SFRFCFAFCAS3SM	SFRFCFAFCAS5SM
ST/UPC to ST/UPC	BL-BL	SFR CSTSTS1SM	SFR CSTSTS2SM	SFR CSTSTS3SM	SFR CSTSTS5SM

Standard lengths: 1 to 5, and 10 meters

Note: See color sequence chart on page H2.



LC Mesh Bundle Trunk, OM3, 48-Strand



LC Fan-Out Trunk, OM3, 48-Strand



MPO 48-Strand, OM3



MPO 12-Strand, OS2



MPO-LC Hydra, OM3

Standards

- TIA-568.3
- TIA-604-FOCIS
- Telcordia GR-326-CORE, Telcordia GR-409
- ANSI/ICEA S-83-596
- IEEE 802.3: 10G, 25G, 40G, 50G, 100G and 200G applications

Specifications

MPO Connectors

- Gender: female has no alignment pins; male has pins
- Polarity: Type A, B or C

Single Fiber Connectors (LC, SC, FC, ST)

- Ferrule material: zirconia ceramic
- Mating durability: 500 cycles

Insertion Loss, Mated Pair

- MPO 12F MM: < .35 dB
- MPO 12F SM: < .60 dB
- LC/SC MM: < .25 dB
- LC/SC SM: < .25 dB

Return Loss, Mated Pair

- MPO 12F MM: > 25 dB
- MPO 12F SM: > 60 dB
- LC/SC MM: > 30 dB
- LC/SC SM: > 57 dB
- LC/SC SM APC: > 65 dB

MPO Trunk Options: 40G, 100G, 200G

- Connectors: MPO male or female, 12-fiber
- Fiber types: OM3, OM4
- Fiber strand count: 12, 24, 48, 72 and 144 fibers
- Cable: plenum or riser, armored or non-armored
- Polarity: A or B

MPO Trunk Options: 10G, 25G, 50G

- Connectors: MPO male or female
- Fiber types: OM1, OM2, OM3, OM4, OS2
- Fiber strand count: 12, 24, 48, 72, 96 and 144 fibers
- Cable: Plenum or Riser, armored or non-armored
- Polarity: Type A, B or C

Mesh Bundle Trunk Options; 10G, 25G, 50G

- Connectors: LC/APC, MSFP, SC, SC/APC, ST, FC, FC/APC
- Fiber types: OM1, OM2, OM3, OM4, OS2
- Fiber strand count: 6, 12, 24, 48, 72 and 96 fibers
- Cable: 2.0mm duplex zip cord, plenum or riser
- Outer sheath: polyester mesh
- Polarity: A-A or A-B

MPO-LC Transition Hydra Options: 10G, 25G, 50G

- Connectors: MPO male or female to LC or SC duplex
- Fiber types: OM3, OM4, OS2
- Fiber strand count: 12, 24 and 48 fibers
- Cable: Plenum or Riser, armored or non-armored
- Fan-out: 2.0mm duplex furcation tubing (simplex for OS2)
- Polarity: Type A, B or C

Distribution Trunk Options: 10G, 25G, 50G

- Connectors: LC/APC, MSFP, SC, SC/APC, ST, FC, FC/APC
- Fiber types: OM1, OM2, OM3, OM4, OS2
- Fiber strand count: 6, 12, 24, 48, 72 and 96 fibers
- Cable: plenum or riser, armored or non-armored
- Fan-out: 2.0mm duplex furcation tubing (simplex for OS2)
- Polarity: A-A or A-B

Distribution Pigtail Options: 10G, 25G, 50G

- Connectors: LC or SC simplex to blunt cut-off
- Fiber types: OM1, OM2, OM3, OM4, OS2
- Fiber strand count: 12 or 24 fibers
- Cable: tight buffered, plenum or riser, non-armored
- Polarity: Type A

All BIDnet fiber trunk assemblies are custom made-to-order items. Please call our insides sales team for price and lead time. Refer to product literature for nomenclature and detailed design information. Application limits apply to available lengths; see page H10. Customer Drawings are also available.

10G, 25G and 50G Application Notes

- Cabling channel is single lane; (1) fiber pair
- Equipment transceiver ports are LC duplex
- Maximum 4-connector channel permitted
- Limit (2) MPO interconnections per channel
- Channel distance and loss limits apply
- Channel polarity rule: (1) overall pair crossing



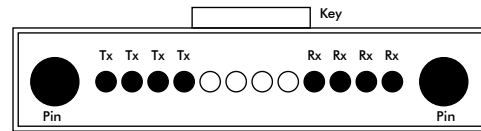
4-Connector 10G Channel

40G, 100G and 200G Application Notes

- Cabling channel is 4-lane; (8) fibers in parallel
- Equipment transceiver receptacles are MPO male
- 40G operates over (4) 10G pairs
- 100G operates over (4) 25G pairs
- 200G operates over (4) 50G pairs
- All MPO connections must be male to female
- Maximum (2) MPO interconnections per channel
- Channel distance and loss limits apply
- Channel polarity rule: (1) overall key-wise reversal
- TIP: Use a consistent channel polarity scheme

40G, 100G and 200G Lane Assignments


- Transmit over 4 outer left fibers
- Receive over 4 outer right fibers
- 4 unused middle fibers
- Keyed connector orientation



MPO Connector: End View

40G, 100G and 200G Channel Gender and Polarity Guidelines


MPO Trunk Polarity	MPO Trunk Gender	MPO Patch Cord Gender	MPO Patch Cord 1 Polarity	MPO Patch Cord 2 Polarity
A	F	M to F	A	B
A	M	F	A	B
B	F	M to F	A	A
B	F	M to F	B	B
B	M	F	A	A
B	M	F	B	B



MPO Interconnection

Application Notes and Channel Guidelines

IEEE 802.3 Application	Transceiver Port Connection	Lane Format	Max Channel Distance (m)			Max Channel Loss (dB)		
			OM3	OM4	OS2	OM3	OM4	OS2
10GBASE-S	LC or SC duplex	1 lane (2-fibers)	300	550	N/A	2.6	2.9	N/A
10GBASE-E	LC or SC duplex	1 lane (2-fibers)	N/A	N/A	40 km	N/A	N/A	11
25GBASE-SR	LC duplex	1 lane (2-fibers)	70	100	N/A	1.8	1.9	N/A
50GBASE-SR	LC duplex	1 lane (2-fibers)	70	100	N/A	1.8	1.9	N/A
40GBASE-SR4	MPO	4 lanes (8 fibers)	100	150	N/A	1.9	1.5	N/A
100GBASE-SR4	MPO	4 lanes (8 fibers)	70	100	N/A	1.8	1.9	N/A
200GBASE-SR4	MPO	4 lanes (8 fibers)	70	100	N/A	1.8	1.9	N/A
40GBASE-LR4	LC or SC duplex	1 lane (2-fibers)	N/A	N/A	30 km	N/A	N/A	6.7
40GBASE-ER4	LC or SC duplex	1 lane (2-fibers)	N/A	N/A	40 km	N/A	N/A	6.7
100GBASE-LR4	LC or SC duplex	1 lane (2-fibers)	N/A	N/A	10 km	N/A	N/A	6.3



LC 12-Fiber Pigtail Bundle, OS2
FPBKR12LC6S

Specifications

- Ferrule material: zirconia ceramic
- Mating durability: 500 cycles
- Operating temperature: 0°C to +75°C

Standards

- TIA-568.3
- TIA-604-FOCIS
- Telcordia® GR-326-CORE

Insertion Loss, Mated Pair

- LC/SC/ST/FC MM: < .25dB
- LC/SC/ST/FC SM: < .25dB

Return Loss, Mated Pair

- LC/SC MM: > 30dB
- LC/SC SM: > 57dB
- LC/SC SM APC: > 65dB



Single Fiber Pigtails

900 micron buffer, 3 meter length

Fiber Type	Buffer Color	LC	SC	ST	MT-RJ	FC
MM 62.5, OM1	OR	FPLCC3MM	FPSCC3MM	FPSTC3MM	④ FPRJC3MM	FPFCC3MM
MM 50, OM2	OR	FPLCD3MM	FPSCD3MM	FPSTD3MM	FPRJD3MM	FPFCD3MM
MM 50, OM3	AQ	FPLCE3MM	FPSCF3MM	FPSTE3MM	FPRJE3MM	FPFCE3MM
MM 50, OM4	AQ	FPLCF3MM	FPSCF3MM	FPSTF3MM	–	FPFCF3MM
Singlemode, OS2	YL	① FPLCS3SM	② FPSCS3SM	③ FPSTS3SM	–	FPFCS3SM
Singlemode, APC	GN	FPLCAS3SM	FPSCAS3SM	–	–	FPFCAS3SM

6- and 12-Fiber Pigtail Bundles

Riser, 900 micron color coded buffer, 3 meter length

12-fiber

	OM1	OM2	OM3	OM4	OS2
LC	FPBKR12LC1M	FPBKR12LC2M	FPBKR12LC3M	FPBKR12LC4M	FPBKR12LC6S
LC/APC	–	–	–	–	FPBKR12LCA6S
SC	FPBKR12SC1M	FPBKR12SC2M	FPBKR12SC3M	FPBKR12SC4M	FPBKR12SC6S
SC/APC	–	–	–	–	FPBKR12SCA6S
ST	FPBKR12ST1M	FPBKR12ST2M	FPBKR12ST3M	FPBKR12ST4M	FPBKR12ST6S
FC	FPBKR12FC1M	FPBKR12FC2M	FPBKR12FC3M	FPBKR12FC4M	FPBKR12FC6S
FC/APC	–	–	–	–	FPBKR12FCA6S

6-fiber

	OM1	OM2	OM3	OM4	OS2
LC	FPBKR6LC1M	FPBKR6LC2M	FPBKR6LC3M	FPBKR6LC4M	FPBKR6LC6S
LC/APC	–	–	–	–	FPBKR6LCA6S
SC	FPBKR6SC1M	FPBKR6SC2M	FPBKR6SC3M	FPBKR6SC4M	FPBKR6SC6S
SC/APC	–	–	–	–	FPBKR6SCA6S
ST	FPBKR6ST1M	FPBKR6ST2M	FPBKR6ST3M	FPBKR6ST4M	FPBKR6ST6S
FC	FPBKR6FC1M	FPBKR6FC2M	FPBKR6FC3M	FPBKR6FC4M	FPBKR6FC6S
FC/APC	–	–	–	–	FPBKR6FCA6S

Note: See color sequence chart on page H2.

Telcordia is a registered trademark of Telcordia Technologies, Inc.



LC Ribbon Fan-Out, OS2, 48-strand
FRPTR48LC6SL25F

Specifications (Per End)

- Ferrule material: zirconia ceramic
- Mating durability: 500 cycles

Insertion Loss, Mated Pair

- LC/SC/ST/FC MM: < .25dB
- LC/SC/ST/FC SM: < .25dB

Return Loss, Mated Pair

- LC/SC MM: > 30dB
- LC/SC SM: > 57dB
- LC/SC SM APC: > 65dB

Fiber Ribbon Fan-Out Pigtails, Custom Configured to Order

24" break out

FRPT = Fiber Ribbon Pigtail Trunk (fan-out)

r = **R** for Riser

rj = **RJ** for Riser/un-jacketed ribbon

xx = Fiber count (**12, 24, 36, 48, 60, 72, 84, 96, 108, 120, 132** or **144**)

c = Connector type: (**LC, SC, SCA, ST, FC** or **FCA**)

n = Fiber type

1 for 62.5 micron (OM1) multimode

2 for 50 micron (OM2) multimode

3 for 50 micron (OM3) multimode

4 for 50 micron (OM4) multimode

6 for singlemode (OS2)

m = **M** for multimode, **S** for singlemode

l = Length delimiter

y = Length overall

f = **F** for feet (leave blank for meters)

Catalog No. **FRPT_{rx}cnmlyf**

Example: **FRPTR48LC6SL25F**

Buffer Color Code Sequence: Blue, Orange, Green, Brown, Slate, White, Red, Black, Yellow, Violet, Rose, Aqua

6- and 12-Fiber Pigtail Bundles, Loose Tube

Riser, 250 micron color coded buffer, 3 meter length

12-fiber

	OM1	OM2	OM3	OM4	OS2
LC	FPBKLTR12LC1M	FPBKLTR12LC2M	FPBKLTR12LC3M	FPBKLTR12LC4M	FPBKLTR12LC6S
LC/APC	-	-	-	-	FPBKLTR12LCA6S
SC	FPBKLTR12SC1M	FPBKLTR12SC2M	FPBKLTR12SC3M	FPBKLTR12SC4M	FPBKLTR12SC6S
SC/APC	-	-	-	-	FPBKLTR12SCA6S
ST	FPBKLTR12ST1M	FPBKLTR12ST2M	FPBKLTR12ST3M	FPBKLTR12ST4M	FPBKLTR12ST6S
FC	-	-	-	-	FPBKLTR12FC6S
FC/APC	-	-	-	-	FPBKLTR12FCA6S

6-fiber

LC	FPBKLTR6LC1M	FPBKLTR6LC2M	FPBKLTR6LC3M	FPBKLTR6LC4M	FPBKLTR6LC6S
LC/APC	-	-	-	-	FPBKLTR6LCA6S
SC	FPBKLTR6SC1M	FPBKLTR6SC2M	FPBKLTR6SC3M	FPBKLTR6SC4M	FPBKLTR6SC6S
SC/APC	-	-	-	-	FPBKLTR6SCA6S
ST	FPBKLTR6ST1M	FPBKLTR6ST2M	FPBKLTR6ST3M	FPBKLTR6ST4M	FPBKLTR6ST6S
FC	-	-	-	-	FPBKLTR6FC6S
FC/APC	-	-	-	-	FPBKLTR6FCA6S


Note: See color sequence chart on page H2.





FIBER

Cable


Hubbell premium quality fiber cable completes the end-to-end channel solution, offering a single source advantage to specifiers, contractors, and end users. Made to order with the industry's highest performing optical fiber, Hubbell fiber cable provides total integration of connectivity, enclosures, and pre-terminated assemblies into a single-source infrastructure solution, backed by the Mission Critical® 25-Year Warranty.





Index

Indoor Distribution Cable, Generic.....	13
Indoor/Outdoor Tight Buffer Cable, Generic.....	14
Reel Selection and Capacities	15
Indoor/Outdoor and Outdoor Loose Tube Cable.....	16
Outdoor Armored Cable and Armored Double Jacket Cable	17



Delivery

Hubbell generic HFCD Series fiber cables are priced and delivered in feet units. Reel size and weight are determined by cable type and length ordered. Specify cable put-up lengths on purchase order. Minimum Order Quantity (MOQ) for non-stocked cables is 1,640 feet. Contact Hubbell Premise Wiring for availability. Length ordered may be subject to a +/-10% production tolerance. Cut charges may apply to multi-reel orders. Refer to charts on page I5 for reel capacities, dimensions and estimated shipping weights.

Stocked Cables

Common Hubbell generic fiber cables are stocked at the plant. Short lengths may be available from stock reels. Contact Hubbell Premise Wiring for availability and fast delivery.

Indoor Tight Buffer Distribution Fiber Cable

	Fiber Count			
	2-Strand	6-Strand	12-Strand	24-Strand
62.5µm OM1 Multimode	HFCD1002R6	HFCD1006R6	HFCD1012R6	HFCD1024R6
50µm OM3 Multimode	HFCD1002R3	HFCD1006R3	HFCD1012R3	HFCD1024R3
50µm OM4 Multimode	HFCD1002R4	HFCD1006R4	HFCD1012R4	HFCD1024R4
9µm OS2 Singlemode	HFCD1002RS	HFCD1006RS	HFCD1012RS	HFCD1024RS
Plenum				
62.5µm OM1 Multimode	HFCD1002P6	HFCD1006P6	HFCD1012P6	HFCD1024P6
50µm OM3 Multimode	HFCD1002P3	HFCD1006P3	HFCD1012P3	① HFCD1024P3
50µm OM4 Multimode	HFCD1002P4	HFCD1006P4	HFCD1012P4	HFCD1024P4
9µm OS2 Singlemode	HFCD1002PS	HFCD1006PS	HFCD1012PS	HFCD1024PS

Multi-Unit Tight Buffer Distribution Fiber Cable

Riser; 12 fibers per sub-unit

	Fiber Count	
	48-Strand	72-Strand
50µm OM3 Multimode	HFCD1M12048R3	HFCD1M12072R3
50µm OM4 Multimode	HFCD1M12048R4	HFCD1M12072R4
9µm OS2 Singlemode	HFCD1M12048RS	HFCD1M12072RS
Plenum; 12 fibers per sub-unit		
50µm OM3 Multimode	HFCD1M12048P3	HFCD1M12072P3
50µm OM4 Multimode	② HFCD1M12048P4	HFCD1M12072P4
9µm OS2 Singlemode	HFCD1M12048PS	HFCD1M12072PS


Composite Indoor Tight Buffer Fiber Cable

Custom combinations of multimode and singlemode can be quoted and made to order. MOQ is 1,640 feet. Contact Hubbell Premise Wiring for quote.

Indoor Interlock Armored Tight Buffer Fiber Cable

Riser

	Fiber Count			
	6-Strand	12-Strand	24-Strand	48-Strand
62.5µm OM1 Multimode	HFCD15006R6	HFCD15012R6	HFCD15024R6	-
50µm OM3 Multimode	HFCD15006R3	HFCD15012R3	HFCD15024R3	③ HFCD15048R3
50µm OM4 Multimode	HFCD15006R4	HFCD15012R4	HFCD15024R4	HFCD15048R4
9µm OS2 Singlemode	HFCD15006RS	HFCD15012RS	HFCD15024RS	HFCD15048RS
Plenum				
62.5µm OM1 Multimode	HFCD15006P6	HFCD15012P6	HFCD15024P6	-
50µm OM3 Multimode	HFCD15006P3	HFCD15012P3	HFCD15024P3	HFCD15048P3
50µm OM4 Multimode	HFCD15006P4	HFCD15012P4	HFCD15024P4	HFCD15048P4
9µm OS2 Singlemode	HFCD15006PS	HFCD15012PS	HFCD15024PS	HFCD15048PS



Delivery

Hubbell generic HFCD Series fiber cables are priced and delivered in feet units. Reel size and weight are determined by cable type and length ordered. Specify cable put-up lengths on purchase order. Minimum Order Quantity (MOQ) for non-stocked cables is 1,640 feet. Contact Hubbell Premise Wiring for availability. Length ordered may be subject to a +/- 10% production tolerance. Cut charges may apply to multi-reel orders. Refer to charts on page 15 for reel capacities, dimensions and estimated shipping weights.

Stocked Cables

Common Hubbell generic fiber cables are stocked at the plant. Short lengths may be available from stock reels. Contact Hubbell Premise Wiring for availability and fast delivery.

Indoor/Outdoor Tight Buffer Fiber Cable

Riser

	Fiber Count			
	2-Strand	6-Strand	12-Strand	24-Strand
62.5µm OM1 Multimode	HFCD14002R6BK	HFCD14006R6BK	HFCD14012R6BK	HFCD14024R6BK
50µm OM3 Multimode	HFCD14002R3BK	HFCD14006R3BK	HFCD14012R3BK	HFCD14024R3BK
50µm OM4 Multimode	HFCD14002R4BK	HFCD14006R4BK	HFCD14012R4BK	HFCD14024R4BK
9µm OS2 Singlemode	HFCD14002RSBK	HFCD14006RSBK	HFCD14012RSBK	HFCD14024RSBK
Plenum				
62.5µm OM1 Multimode	HFCD14002P6BK	HFCD14006P6BK	HFCD14012P6BK	HFCD14024P6BK
50µm OM3 Multimode	HFCD14002P3BK	HFCD14006P3BK	HFCD14012P3BK	HFCD14024P3BK
50µm OM4 Multimode	HFCD14002P4BK	HFCD14006P4BK	HFCD14012P4BK	HFCD14024P4BK
9µm OS2 Singlemode	HFCD14002PSBK	HFCD14006PSBK	HFCD14012PSBK	HFCD14024PSBK

Riser

	48-Strand	72-Strand
	62.5µm OM1 Multimode	-
50µm OM3 Multimode	HFCD14048R3BK	HFCD14072R3BK
50µm OM4 Multimode	HFCD14048R4BK	HFCD14072R4BK
9µm OS2 Singlemode	HFCD14048RSBK	① HFCD14072RSBK
Plenum		
62.5µm OM1 Multimode	-	-
50µm OM3 Multimode	HFCD14048P3BK	HFCD14072P3BK
50µm OM4 Multimode	HFCD14048P4BK	HFCD14072P4BK
9µm OS2 Singlemode	② HFCD14048PSBK	HFCD14072PSBK

Composite Indoor/Outdoor Tight Buffer Fiber Cable

Custom combinations of multimode and singlemode can be quoted and made to order. MOQ is 1,640 feet. Contact Hubbell Premise Wiring for quote.

Indoor/Outdoor Armored Tight Buffer Fiber Cable

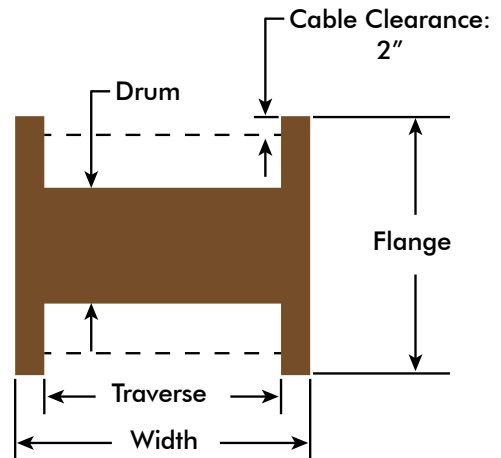
Riser

	Fiber Count			
	6-Strand	12-Strand	24-Strand	48-Strand
62.5µm OM1 Multimode	HFCD19006R6BK	HFCD19012R6BK	HFCD19024R6BK	-
50µm OM3 Multimode	HFCD19006R3BK	HFCD19012R3BK	HFCD19024R3BK	HFCD19048R3BK
50µm OM4 Multimode	HFCD19006R4BK	HFCD19012R4BK	HFCD19024R4BK	HFCD19048R4BK
9µm OS2 Singlemode	HFCD19006RSBK	HFCD19012RSBK	HFCD19024RSBK	HFCD19048RSBK
Plenum				
62.5µm OM1 Multimode	HFCD19006P6BK	HFCD19012P6BK	HFCD19024P6BK	HFCD19048P6BK
50µm OM3 Multimode	HFCD19006P3BK	HFCD19012P3BK	HFCD19024P3BK	HFCD19048P3BK
50µm OM4 Multimode	HFCD19006P4BK	HFCD19012P4BK	HFCD19024P4BK	HFCD19048P4BK
9µm OS2 Singlemode	HFCD19006PSBK	HFCD19012PSBK	HFCD19024PSBK	③ HFCD19048PSBK

Reel Selection and Capacities for Hubbell HFCD Series Indoor and I/O Cables

Hubbell Fiber Cable Delivery Policy

- HFCD Series fiber cables are priced and delivered in feet
- Cable orders, when permissible, are shipped on a single reel unless otherwise specified
- Multi reel put-up lengths required by the customer must be specified at the time of ordering
- Cable lengths that exceed single reel capacity must have the split approved by the customer
- MOQ for non-stocked cable is 1,640 feet
- Cables made to order are subject to a +/-10% production tolerance
- Customer order must match total length shipped
- Reel capacity values on this specification allow for a 2-inch cable-to-flange clearance as illustrated
- Refer to reel dimensions on selection and capacity charts
- Cut charges may apply to multi-reel orders



Weights, Dimensions and Capacities

- Cable Weight = [Length Ordered] X [Weight per Foot]
- Estimated Shipping Weight = [Cable Weight] + [Reel Weight] + [Skid Weight]
- Reel capacities on this specification allow for a 2 inch cable-to-flange clearance
- Refer to specific dimensions on the reel selection chart
- Shipping dimensions = [Flange] X [Flange] X [Width]
- Estimated Shipping Width = [Traverse Length] + [2 inches]

Standard Reel Selections

Reel	Flange Diameter in	Traverse Length in	Drum Diameter in	Reel Weight lb	Skid Weight lb
A	24	15	16.5	*	n/a
B	30	24	18	30	30
C	45	24	18	115	40
D	48	24	24	120	40

*A-size reels are plastic and boxed; see charts for cable weight

Hubbell HFCD Series Fiber Cable: Max Reel Capacity Chart, Plenum or Riser

Cable Family	Fiber Count	Overall Jacket Diameter in (mm)	Reel A 24" Flange ft	Reel B 30" Flange ft	Reel C 45" Flange ft	Reel D 48" Flange ft	Cable Weight per Foot lb
HFCD1 Series: Indoor Distribution HFCD14 Series: Indoor/Outdoor	2 strand	0.174 (4.4)	5400	17,500	n/a	n/a	0.012
	6 strand	0.210 (5.3)	4100	14,000	n/a	n/a	0.020
	12 strand	0.250 (6.3)	2900	10,000	n/a	n/a	0.035
	24 strand	0.320 (8.1)	1700	5900	n/a	n/a	0.043
HFCD1M Series: Indoor Multi-Unit	48 strand	0.610 (15.4)	n/a	1400	2100	n/a	0.146
	72 strand	0.790 (20)	n/a	1050	1700	n/a	0.233
HFCD14 Series: Indoor/Outdoor Multi-Unit	48 strand	0.610 (15.4)	n/a	1400	2100	n/a	0.146
	72 strand	0.790 (20)	n/a	1050	1700	n/a	0.233
HFCD15 Series: Armored Indoor HFCD19 Series: Armored Indoor/Outdoor	6 strand	0.625 (15.9)	n/a	n/a	n/a	5400	0.165
	12 strand	0.625 (15.9)	n/a	n/a	n/a	5400	0.170
	24 strand	0.684 (17.4)	n/a	n/a	n/a	4500	0.188
	48 strand	0.930 (23.5)	n/a	n/a	n/a	2200	0.365

Note: Reel capacities are approximate based on safe clearance below flange diameter. Reel size is determined by cable diameter and quantity ordered.



Features

- Gel-free construction for ease of preparation
- Premium, low loss, bend-insensitive fibers
- Bright colored fiber coatings and buffer tubes
- Suitable for outdoor aerial and duct applications

Specifications

- Tensile pulling load rating: 600lb
- Fibers per buffer tube: 12
- Central strength member: reinforced dielectric
- Minimum bend radius (with load):
20x cable diameter
- Installation temperature: -22° F to +140° F



①



②

Hubbell Branded Indoor/Outdoor Loose Tube Fiber Cable

Riser

	Fiber Count				
	6-Strand	12-Strand	24-Strand	48-Strand	72-Strand
62.5μm OM1 Multimode	HFCH2006R6BK	HFCH2012R6BK	HFCH2024R6BK	-	-
50μm OM3 Multimode	HFCH2006R3BK	HFCH2012R3BK	HFCH2024R3BK	HFCH2048R3BK	HFCH2072R3BK
50μm OM4 Multimode	HFCH2006R4BK	HFCH2012R4BK	HFCH2024R4BK	HFCH2048R4BK	HFCH2072R4BK
9μm OS2 Singlemode	HFCH2006RSBK	HFCH2012RSBK	HFCH2024RSBK	HFCH2048RSBK	HFCH2072RSBK

Plenum

62.5μm OM1 Multimode	HFCH2006P6BK	HFCH2012P6BK	HFCH2024P6BK	-	-
50μm OM3 Multimode	HFCH2006P3BK	HFCH2012P3BK	HFCH2024P3BK	HFCH2048P3BK	HFCH2072P3BK
50μm OM4 Multimode	HFCH2006P4BK	HFCH2012P4BK	HFCH2024P4BK	HFCH2048P4BK	HFCH2072P4BK
9μm OS2 Singlemode	HFCH2006PSBK	HFCH2012PSBK	HFCH2024PSBK	HFCH2048PSBK	HFCH2072PSBK

Riser

	96-Strand	144-Strand
9μm OS2 Singlemode ①	HFCH2096RSBK	HFCH2144RSBK

Plenum

9μm OS2 Singlemode	HFCH2096PSBK	HFCH2144PSBK
--------------------	---------------------	---------------------

Hubbell Branded Outdoor Loose Tube Fiber Cable

Black, polyethylene jacket, non-rated

	Fiber Count				
	6-Strand	12-Strand	24-Strand	48-Strand	72-Strand
62.5μm OM1 Multimode	HFCH3006BK6	HFCH3012BK6	HFCH3024BK6	-	-
50μm OM3 Multimode	HFCH3006BK3	HFCH3012BK3	HFCH3024BK3	HFCH3048BK3	HFCH3072BK3
50μm OM4 Multimode	HFCH3006BK4	HFCH3012BK4	HFCH3024BK4	HFCH3048BK4	HFCH3072BK4
9μm OS2 Singlemode	HFCH3006BKS	HFCH3012BKS	HFCH3024BKS	HFCH3048BKS	HFCH3072BKS

	96-Strand	144-Strand
9μm OS2 Singlemode ②	HFCH3096BKS	HFCH3144BKS




Features

- Gel-free construction for ease of preparation
- Corrugated armor for direct burial protection
- Premium, low loss, bend-insensitive fibers
- Bright colored fiber coatings and buffer tubes
- Suitable for aerial lashed and direct burial applications

Specifications

- Tensile pulling load rating: 600lb
- Fibers per buffer tube: 12
- Central strength member: reinforced dielectric
- Minimum bend radius (with load): 20x cable diameter
- Installation temperature: -22° F to +140° F



①



②

Hubbell Branded Outdoor Armored Fiber Cable

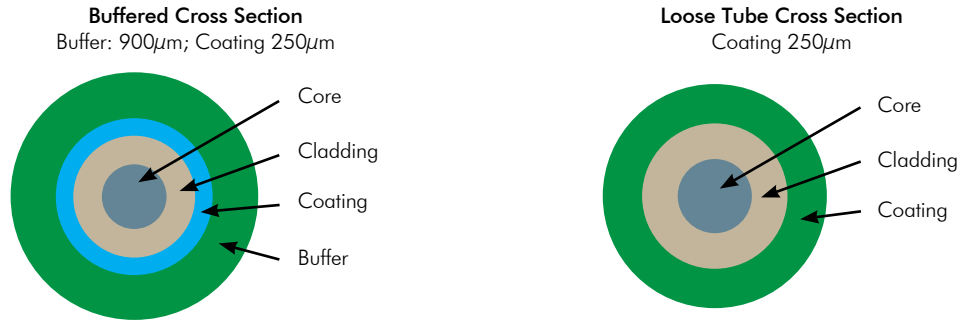
Polyethylene jacket, non-rated

	Fiber Count				
	6-Strand	12-Strand	24-Strand	48-Strand	72-Strand
62.5μm OM1 Multimode	HFCH4006BK6	HFCH4012BK6	HFCH4024BK6	–	–
50μm OM3 Multimode	HFCH4006BK3	HFCH4012BK3	HFCH4024BK3	HFCH4048BK3	HFCH4072BK3
50μm OM4 Multimode	HFCH4006BK4	HFCH4012BK4	HFCH4024BK4	HFCH4048BK4	HFCH4072BK4
9μm OS2 Singlemode	HFCH4006BKS	HFCH4012BKS	HFCH4024BKS	HFCH4048BKS	HFCH4072BKS
	96-Strand	144-Strand			
9μm OS2 Singlemode	① HFCH4096BKS	HFCH4144BKS			

Hubbell Branded Outdoor Armored Double Jacket Fiber Cable

Polyethylene jacket, non-rated

	Fiber Count				
	6-Strand	12-Strand	24-Strand	48-Strand	72-Strand
50μm OM3 Multimode	HFCH5006BK3	HFCH5012BK3	HFCH5024BK3	HFCH5048BK3	HFCH5072BK3
50μm OM4 Multimode	HFCH5006BK4	HFCH5012BK4	HFCH5024BK4	HFCH5048BK4	HFCH5072BK4
9μm OS2 Singlemode	HFCH5006BKS	HFCH5012BKS	HFCH5024BKS	HFCH5048BKS	HFCH5072BKS
	96-Strand	144-Strand			
9μm OS2 Singlemode	② HFCH5096BKS	HFCH5144BKS			



Optical Fiber Performance Specifications for HFCD and HFCH Series Cable

Fiber Type	Max Attenuation (dB/km)		Laser-Based EMB (MHz·Km)		1 Gb/s Link Distance (meters)		10 Gb/s Link Distance (meters)		40/100 Gb/s Link Distance (meters)	
	850 nm	1300 nm	850 nm	1300 nm	850 nm	1300 nm	850 nm	1300 nm	850 nm	1300 nm
OM1	≤ 2.9	≤ 0.6	220	n/a	300	550	26	n/a	n/a	n/a
OM2	≤ 2.3	≤ 0.6	950	n/a	750	550	150	n/a	n/a	n/a
OM3	≤ 2.3	≤ 0.6	2000	n/a	1,000	550	300	n/a	150	n/a
OM4	≤ 2.3	≤ 0.6	4700	n/a	1,100	550	550	n/a	150	n/a
	1310 nm	1550 nm	1310 nm	1550 nm	1310 nm	1550 nm	1310 nm	1550 nm	1310 nm	1550 nm
OS2	≤ 0.35	≤ 0.20	n/a	n/a	n/a	n/a	10,000	40,000	10,000	40,000

Note: Fiber attenuation is un-cabled. All link distance limits are based on 1.0 dB max connector loss. OM3, OM4 and OS2 are bend-insensitive fibers for optimum cable bend loss performance.

Optical Fiber Dimensional Specifications: HFCD Series Cables

Fiber Type	Core Diameter (microns)	Cladding Diameter (microns)	Core-Clad Concentricity (microns)	Cladding Non-Circularity	Core Non-Circularity	Coating Diameter (microns)	Coating-Cladding Concentricity (microns)
OM1	62.5 ± 2.5 μ m	125 ± 2.0 μ m	≤ 1.5 μ m	≤ 1.0%	≤ 5.0%	242 ± 5 μ m	< 12 μ m
OM3	50.0 ± 2.5 μ m	125 ± 1.0 μ m	≤ 1.5 μ m	≤ 1.0%	≤ 5.0%	242 ± 5 μ m	< 12 μ m
OM4	50.0 ± 2.5 μ m	125 ± 1.0 μ m	≤ 1.5 μ m	≤ 1.0%	≤ 5.0%	242 ± 5 μ m	< 12 μ m
OS2	9.2 μ m**	125 ± 0.7 μ m	≤ 0.5 μ m	≤ 0.7%	n/a	242 ± 5 μ m	< 12 μ m

**OS2 mode field diameter at 1310nm: 9.2 ± 0.4 μ m; OS2 mode field diameter at 1550nm: 10.4 ± 0.4 μ m.

Optical Fiber Dimensional Specifications: HFCH Series Cables

Fiber Type	Core Diameter (microns)	Cladding Diameter (microns)	Core-Clad Concentricity (microns)	Cladding Non-Circularity	Core Non-Circularity	Coating Diameter (microns)	Coating-Cladding Concentricity (microns)
OM1	62.5 ± 2.0 μ m	125 ± 1.0 μ m	≤ 1.0 μ m	≤ 0.7%	≤ 5.0%	242 ± 5 μ m	< 10.0 μ m
OM3	50.0 ± 2.0 μ m	125 ± 1.0 μ m	≤ 1.0 μ m	≤ 0.7%	≤ 5.0%	242 ± 5 μ m	< 6.0 μ m
OM4	50.0 ± 2.0 μ m	125 ± 1.0 μ m	≤ 1.0 μ m	≤ 0.7%	≤ 5.0%	242 ± 5 μ m	< 6.0 μ m
OS2	8.8 μ m*	125 ± 0.4 μ m	≤ 0.3 μ m	≤ 0.3%	n/a	242 ± 5 μ m	< 12 μ m

*OS2 mode field diameter at 1310nm: 9.2 ± 0.4 μ m; OS2 mode field diameter at 1550nm: 10.4 ± 0.4 μ m.

Cable Color Reference

- Indoor, Tight-Buffered
 - Orange: OM1 and OM2
 - Aqua: OM3 and OM4
 - Yellow: singlemode
- Indoor/Outdoor, Tight-Buffered
 - Black: all fiber types
- Outdoor and Indoor/Outdoor, Loose Tube
 - Black: all fiber types

Color Chart:



Note: Refer to product data sheets on our website for detailed specifications and application guidelines.

FIBER

Enclosures & Panels

Hubbell premium quality fiber enclosures support a wide range of interconnect applications, from data centers to the building backbone, horizontal and entrance facilities. This section features Hubbell enhanced FCR Series enclosures, designed based on customer input to maximize utility and ease of installation. The high density FCRHD1U Series data center enclosures offer 144 LC ports in a one unit rack space for maximum density. Enclosures for U.S. government trade-agreement compliance are also available.





Index

FCR HD Rack Mount Enclosure System	J3
FCR Rack Mount Enclosures.....	J4
FTR Enclosures and OFPNL Panels	J5
FPR Rack Mount Enclosures	J6
FEUR Rack Mount Interconnect Shelves.....	J7
Rack Mount Splice Enclosures	J8
Wall Mount Enclosures	J9
Hinged Wall Mount and Outside Plant Enclosures.....	J10



Features

- Ultra high density for data center applications
- Complete interconnect system for 10G, 25G, 40G, 50G, 100G and 200G applications
- Full compliment of LC-MPO and MPO adapter cassettes

High Density Enclosures

Rack Units	Height In (mm)	Width In (mm)	Depth In (mm)	LC Port Capacity	HD Cassette Capacity	Sliding Drawers	Color	Catalog No.
1U	1.75" (44)	19" (483)	17" (432)	144	12	3	Black	FCRHD1UBK
4U	7.00" (178)	19" (483)	25.7 (653)	576	48	12	Black	① FCRHD4UBK



HD Series Ultra Compact MPO 12-Port LC Quad Cassettes

Type A polarity; straight through (pin 1 to pin 1, pin 2 to pin 2, etc.)

Fiber Type	Adapter Color	Catalog No.
OM3	Aqua	② OCLCHD50G3
OM4	Aqua	OCLCHD50G4
OS2	Blue	③ OCLCHDSM
OM4	Violet	④ OCLCHD50G4VI



Type C polarity; crossed pairs (pin 1 to pin 2, pin 2 to pin 1, etc.)

OM4	Aqua	OCLCHD50G4C
OM4	Violet	OCLCHD50G4CVI



HD-Series MPO 6-Port Adapter Cassettes, Standard and Reversed Polarity

Supports 40G/100G MPO interconnect applications; use only with HD enclosures FCRHD1UBK and FCRHD4UBK

Adapter Color	Catalog No.
Aqua	OCHDMTPD3AQ
Violet	⑤ OCHDMTPD3VI
Green	OCHDMTPD3GN
Gray (reversed polarity)	⑥ OCHDMTPD3RPGY



Note: Standard polarity is key-up to key-down; reversed polarity is key-up to key-up. Use reversed polarity to convert from A to B trunk polarity. See data sheet for 40G/100G MPO channel migration guidelines.



Specifications

- 16 gauge cold rolled steel
- Black powder coated
- Slide-out inner drawer for maximum access
- Fully removable one-piece slide-out cover

Standards

- EIA/ECA-310-E
- TIA-569-D



①



②



③

Enhanced Rack Mount Enclosures

Rack Units	Height In (mm)	Width In (mm)	Depth In (mm)	FSP Panel Capacity	Splice Tray Capacity	Max LC Port Capacity	Standard Catalog No.	Locking Catalog No.
1	1.75" (44)	19" (483)	17" (432)	3	3	72	FCR1U3SP	FCR1U3SPL
2	3.5" (89)	19" (483)	17" (432)	6	6	144	① FCR2U6SP	FCR2U6SPL
2	3.5" (89)	19" (483)	17" (432)	9	6	216	FCR2U9SP	FCR2U9SPL
3	5.25" (133)	19" (483)	17" (432)	12	12	288	② FCR3U12SP	FCR3U12SPL
4	7.00" (178)	19" (483)	17" (432)	15	16	360	FCR4U15SP	FCR4U15SPL

Note: Locking versions assembled to order.
FCR2U9SP does not accept Plug-n-Play OC Series cassettes.

Enhanced Rack Mount Enclosure, Vertical Panel Mounting

Rack Units	Height In (mm)	Width In (mm)	Depth In (mm)	FSP Panel Capacity	Splice Tray Capacity	Max LC Port Capacity	Standard Catalog No.	Locking Catalog No.
4	7.00" (178)	19" (483)	17" (432)	12	16	288	③ FCR4U12SPV	FCR4U12SPVL

NAFTA Series Rack Mounted Enclosures

Rack Units	Height In (mm)	Width In (mm)	Depth In (mm)	FSP Panel Capacity	Splice Tray Capacity	Max LC Port Capacity	Catalog No.
1	1.75" (44)	19" (483)	17" (432)	3	2	72	FCR1U3SPNA
2	3.5" (89)	19" (483)	17" (432)	6	6	144	FCR2U6SPNA
2	3.5" (89)	19" (483)	17" (432)	9	6	216	FCR2U9SPNA
3	5.25" (133)	19" (483)	17" (432)	12	12	288	④ FCR3U12SPNA
4	7.00" (178)	19" (483)	17" (432)	15	16	360	FCR4U15SPNA




④

Note: All NAFTA versions supplied with lock.
FCR2U9SPNA does not accept Plug-n-Play OC Series cassettes.

Accessories

Description	Catalog No.
Label kit, 1U, with mounting clip, 12-pack	LBLKTFCR1U12
Label kit, 2U, with mounting clip, 12-pack	⑤ LBLKTFCR2U12
Label kit, 3U/4U, with mounting clip, 12-pack	LBLKTFCR3U12
Cable management kit, bend radius clip, 4-pack	FBRMGTCPLK4
Label mounting clip, 12-pack	LBLCLPFCR12
Splice tray, 12 fusion splice	⑥ STRAY12F
Splice tray, 24 fusion splice	STRAY24F



⑤



⑥



FTR Series Fixed Rack Mount Enclosures

Standard (3-across)

Rack Units	Height In (mm)	Width In (mm)	Depth In (mm)	LC Port Capacity	Panel Capacity	Splice Tray Capacity	Catalog No.
1U	1.75" (44)	19" (483)	17" (432)	72	3	3	① FTR1U3SP
2U	3.5" (89)	19" (483)	17" (432)	144	6	6	FTR2U6SP
3U	5.25" (133)	19" (483)	17" (432)	288	12	12	FTR3U12SP
4U	7.00" (178)	19" (483)	17" (432)	360	15	16	② FTR4U15SP

H4 Series (4-across)

1U	1.75" (44)	19" (483)	17" (432)	96	4	3	③ FTR1U4H4
2U	3.5" (89)	19" (483)	17" (432)	192	8	6	④ FTR2U8H4
4U	7.00" (178)	19" (483)	17" (432)	384	20	16	FTR4U20H4

Note: See page G8 for compatible FSP H4 Series panels and OC H4 Series cassettes.



OFPNL Series Rack Mounted Panels

Standard (3-across)

Rack Units	Height In (mm)	Width In (mm)	Depth In (mm)	LC Port Capacity	Panel Capacity	Splice Tray Capacity	Catalog No.
1U	1.75" (44)	19" (483)	0.5"	72	2	N/A	① OFPNL1U2SP
					3	N/A	② OFPNL1U3SP

H4 Series (4-across)

1U	1.75" (44)	19" (483)	0.5"	96	4	N/A	③ OFPNL1U4H4
----	------------	-----------	------	----	---	-----	---------------------

Note: See page G8 for compatible FSP H4 Series panels and OC H4 Series cassettes.



OFPNL Series Rack Mounted Panels with Cable Management Tray

Standard (3-across)

Rack Units	Height In (mm)	Width In (mm)	Depth In (mm)	LC Port Capacity	Panel Capacity	Splice Tray Capacity	Catalog No.
1U	1.75" (44)	19" (483)	8" (203)	72	3	N/A	① OFPNL1U3SPM

H4 Series (4-across)

1U	1.75" (44)	19" (483)	8" (203)	96	4	N/A	② OFPNL1U4H4M
----	------------	-----------	----------	----	---	-----	----------------------



①



②



③

Pre-Punched Enclosures

Loaded (multimode applications only)

Rack Units	Height Inches (mm)	Width Inches (mm)	Depth Inches (mm)	Connector Type	Port Capacity	No. of Adapters	Catalog No.
1	1.75" (44)	19" (483)	11" (279)	ST-style	12	12	① FPR012STM
				SC duplex	12	6	FPR012SCM
					24	12	FPR024SCM
Unloaded							
1	1.75" (44)	19" (483)	11" (279)	SC duplex	12	6	FPR012SCX
					24	12	② FPR024SCX

Note: Contact Hubbell Premise Wiring for other configurations, custom made to order. See page G14 for screw-mount SC duplex and LC quad adapters.

Pre-Punched Enclosures, FSP Panel Style

Unloaded

Rack Units	Height Inches (mm)	Width Inches (mm)	Depth Inches (mm)	Panel Capacity	Maximum LC Port Capacity	Catalog No.
1	1.75" (44)	19" (483)	11" (279)	3	72	③ FPR3SP FPR3SPGSA

See pages G9-11 for FSP adapter panels.

Cable Management Brackets


Fits all FPR series panels

Description	Catalog No.
Protective bracket/cable management bar	④ FPRBRKT1



Accessories

Description	Catalog No.
Splice tray, 12 fusion splice	STRAY12F
Splice tray, 24 fusion splice	STRAY24F
Cable management kit, bend radius clip, 4-pack	FBRMGTCLPK4
Fiber management spool kit	⑤ OFSPPOOLPK2



⑤



①



②



③



④

Specifications

- 16 gauge cold rolled steel
- Black powder coated

Standards

- EIA/ECA-310-E
- TIA-569-D

Fiber Interconnection Shelves

Loaded, includes (2) fiber management spools and (1) splice holder

Adapter Type	Height Inches (mm)	Width Inches (mm)	Depth Inches (mm)	Port Capacity	No. of Adapters	Adapter Color	Catalog No.
LC duplex; MM	1.75" (44)	19" (483)	8.6" (218)	12	6	Beige	FEUR12LCDM
				24	12	Beige	FEUR24LCDM
				48	24	Beige	FEUR48LCDM
				12	6	Aqua	FEUR12LCDOM3
				24	12	Aqua	① FEUR24LCDOM3
				48	24	Aqua	FEUR48LCDOM3
LC duplex; SM	1.75" (44)	19" (483)	8.6" (218)	12	6	Blue	FEUR12LCDSM
				24	12	Blue	FEUR24LCDSM
				48	24	Blue	FEUR48LCDSM
ST; MM	1.75" (44)	19" (483)	8.6" (218)	12	12	Nickel	FEUR12STM
				24	24	Nickel	② FEUR24STM
SC duplex; MM	1.75" (44)	19" (483)	8.6" (218)	12	6	Beige	FEUR12SCM
				24	12	Beige	③ FEUR24SCM
				48	24	Beige	FEUR48SCM
				12	6	Aqua	FEUR12SCOM3
				24	12	Aqua	FEUR24SCOM3
				48	24	Aqua	FEUR48SCOM3
SC duplex; SM	1.75" (44)	19" (483)	8.6" (218)	12	6	Blue	FEUR12SCSM
				24	12	Blue	FEUR24SCSM
				48	24	Blue	FEUR48SCSM

Note: Contact Hubbell Premise Wiring for additional configurations.

Unloaded

Adapter Type	Height Inches (mm)	Width Inches (mm)	Depth Inches (mm)	Maximum LC Port Capacity	Rack Units	Catalog No.
FSP adapter panel	1.75" (44)	19" (483)	8.6" (218)	72	1	④ FEURFSPD

See pages G9-11 for FSP adapter panels.

Accessories

Description	Catalog No.
Fiber management spool kit	OFSPPOOLPK2
24F splice tray, plastic	OFSPPLKT24F



Open



Closed

Specifications

- 16 gauge cold rolled steel
- Black powder coated
- Removable cover

Standards

- EIA/ECA-310-E
- TIA-569-D



①



②

③



④

⑤

Splice Enclosures and Hinged Rack Mount Splice Shelves

Rack Units	Height Inches (mm)	Width Inches (mm)	Depth Inches (mm)	Splice Tray Capacity	Catalog No.
1	1.75" (44)	19" (483)	11" (279)	2	① FSS01S
2	3.5" (89)	19" (483)	11" (279)	6	FCR350SE FSS02S

Note: Splice trays not included.

Splice Trays

No. of Fibers	Height Inches (mm)	Width Inches (mm)	Length Inches (mm)	Type	Catalog No.
12	0.4" (10)	5" (127)	7" (178)	Fusion	② STRAY12F
24	0.4" (10)	5" (127)	10" (254)	Fusion	③ STRAY24F
144	0.4" (10)	5" (127)	10" (254)	(12x12 ribbon)	STRAY12RFS
				(12x12 ribbon, deep)	STRAY12RFSDP

Fusion Splice Protection Sleeves

25-pack

Fiber Type	Sleeve Length Inches (mm)	Cleave Length Inches (mm)	Sleeve Diameter After Shrink Inches (mm)	Catalog No.
Single, up to 900µm coating	1.6" (40)	.4" (10)	0.12" (3.1)	④ FSHST401025
12-fiber ribbon	1.6" (40)	.4" (10)	0.18" (4.5)	⑤ FRSHST401025



Double Door,
Standard

Specifications

- 16 gauge cold rolled steel
- Black powder coated
- Accepts FSP Series panels

Standards

- EIA/ECA-310-E
- TIA-569-D



①



②



③



④

Wall Mount Enclosures, Double Door

Standard versions

FSP Adapter Panel Capacity	Height Inches (mm)	Width Inches (mm)	Depth Inches (mm)	Enclosure Color	Splice Tray Capacity	Catalog No.
4	12" (305)	14" (356)	3.25" (83)	Black	(2) 7" (178)	FCW4SP
12	16" (406)	14" (356)	6.50" (165)	Black	(4) 10" (254)	① FCW12SP

NAFTA versions

4	12" (305)	14" (356)	3.25" (83)	Black	(2) 7" (178)	FCW4SPGSA
4	12" (305)	14" (356)	3.25" (83)	Red*	(2) 7" (178)	② FCW4SPRDGSA

*Custom colors may be quoted to order. Minimum order quantity and lead time applies.

Note: For user's side, order optional lock kit separately (see below).

Only FCW12 Series will accept OC Series cassettes.

Wall Mount Enclosures, Single Door

FSP Adapter Panel Capacity	Height Inches (mm)	Width Inches (mm)	Depth Inches (mm)	Splice Tray Capacity	Catalog No.
1	5.75" (146)	9.2" (234)	1.64" (42)	0	FTU1SP
2	8.5" (216)	10.6" (269)	2.5" (64)	0	FTU2SP
4	11" (279)	13.6" (345)	2.5" (64)	(2) 7" (178)	③ FTU4SP

Note: For user's side, order optional lock kit separately (see below).

FTU Series enclosures do not accept OC Series cassettes.

Optional Lock Kits

Description	Catalog No.
Lock kit for cabinets keyed the same as the FCW technician side	④ FLOCK1
Lock kit for cabinets keyed differently than the FCW technician side	FLOCK2



①



Loaded



Loaded, Hinge Open

FTU Series Hinged Wall Mount Enclosures

Height In (mm)	Width In (mm)	Depth In (mm)	LC Port Capacity	FSP Panel Capacity	Splice Tray Capacity	Color	Catalog No.
7" (178)	12" (305)	4" (102)	48	2	3	Black	① FTU2SPH



②



③



FTU Series Outside Plant Enclosures

NEMA 4X rating

Height In (mm)	Width In (mm)	Depth In (mm)	LC Port Capacity	FSP Panel Capacity	Splice Tray Capacity	Color	Catalog No.
18" (457)	10" (254)	4.4" (112)	48	2	3	Beige	② FTUOS2SP
21" (533)	17" (432)	7" (178)	288	12	6	Beige	③ FTUOS12SP

Pole Mounting Brackets

Description	Catalog No.
For FTUOS2SP; includes grounding studs	④ FTUOS2SPMB
For FTUOS12SP; includes grounding studs	⑤ FTUOS12SPMB



④




⑤

METAL

Racks

Hubbell's relay racks, server frames and mounted brackets are the first step to a strong foundation that meets future technology needs. These items provide access and support to cabling infrastructure while allowing ease for future moves, adds and changes.





Index

- Standard Relay Racks K3
- Relay Racks and Server Frames K4
- Deep Relay Racks..... K5
- Relay Rack Accessories K6
- iFRAME® Columns K7
- iFRAME® Accessories..... K8
- Swing Frames and Wall Mount Brackets K9
- Tray and Wall Mount Brackets K10



Standard Relay Racks



Specifications

- Rack material: extruded aluminum
- Black powder coated or mill finish
- Weight capacity: 1,000lb bolted to floor, 500lb unsecured
- Supports 19" EIA wide rack-mount equipment
- 12-24 threaded holes
- Rack unit numbered

Standards

- UL 1863
- EIA/ECA-310-E Universal Mounting Pattern

3" Deep Relay Racks

Black, numbered rack units, universal hole mount pattern for vertical cable managers

Rack Units	External Height Inches (mm)	External Width Inches (mm)	Rail Depth Inches (mm)	Mounting Width Inches (mm)	Black Catalog No.
24	47" (1194)	20" (514)	3" (76)	19" (483)	HPW48RR19
36	67" (1702)	20" (514)	3" (76)	19" (483)	HPW66RR19
45	84" (2134)	20" (514)	3" (76)	19" (483)	HPW84RR19*
		24" (607)	3" (76)	23" (584)	HPW84RR23
48	89" (2261)	20" (514)	3" (76)	19" (483)	HPW90RR19
51	95" (2413)	20" (514)	3" (76)	19" (483)	HPW96RR19

*Add **ML** for Mill Finish



Rack with Vertical Cable Managers



Z-Channel Manager, Hinged

Specifications

- Rack material: extruded aluminum
- Vertical organizer material: steel
- Black powder coated
- Weight capacity: 1,000lb bolted to floor, 500lb unsecured
- Supports 19" EIA wide rack-mount equipment
- 12-24 threaded holes
- Rack unit numbered

Standards

- UL 1863
- EIA/ECA-310-E Universal Mounting Pattern

3" Deep Relay Racks with Cable Managers

Black, includes (2) vertical cable managers, numbered rack units

Rack Units	External Height Inches (mm)	External Width Inches (mm)	Rail Depth Inches (mm)	Z Width Inches (mm)	Cover Style	Catalog No.	
45	84" (2134)	19" (483)	3" (76)	3" (152)	Hinged	CS1973H	
					Clip On	CS1973	
					6" (152)	Hinged	CS1976H
						Clip On	CS1976



Deep Relay Racks



Specifications

- Rack material: 0.125" aluminum
- Black powder coated
- Weight capacity: 1,000lb bolted to floor, 500lb unsecured
- Supports 19" EIA wide rack-mount equipment
- 12-24 threaded holes
- Rack unit numbered

Standards

- UL 1863
- EIA/ECA-310-E Universal Mounting Pattern

6" Deep Relay Rack

Black, numbered rack units, universal hole mount pattern for vertical cable managers

Rack Units	External Height Inches (mm)	Mounting Width Inches (mm)	External Width Inches (mm)	Rail Depth Inches (mm)	Catalog No.
45	84" (2134)	19" (483)	20" (514)	6" (152)	HPW84RR19D



4-Post Relay Racks

Specifications

- Rack material: 12 gauge steel
- Black powder coated
- Rack unit identified
- Weight capacity: 2,000lb

Standards

- EIA/ECA-310-E Universal Mounting Pattern

4-Post, 19" Relay Rack

Black, rack units identified, integrated ladder tray mounting holes

Rack Units	External Height Inches (mm)	Mounting Width Inches (mm)	External Width Inches (mm)	Depth Inches (mm)	M6 Cage Nut	12-24 Threaded
45	84" (2134)	19" (483)	20" (514)	24" (610)	SF841924	SF841924T
				29" (742)	SF841929	SF841929T
				36" (914)	SF841936	SF841936T
				42" (1067)	SF841942	SF841942T
				48" (1219)	SF841948	SF841948T

Hardware Accessories

Description	Qty	Catalog No.
M6 cage nuts	50-pack	CKM6
12-24 threaded screws	20-pack	1224RRSCRW20



Extra Deep Relay Racks

Specifications

- Rack material: 0.125" aluminum
- Top plate material: 14 gauge steel
- Black powder coated
- Weight capacity: 2,500lb
- Supports 19" EIA wide rack-mount equipment
- 12-24 threaded holes
- Fast assembly

Standards

- UL 1863
- EIA/ECA-310-E Universal Mounting Pattern

Extra Deep Relay Racks

Black, numbered rack units, integrated cable waterfall top, basket weave top for mounting ladder

Rack Units	External Height Inches (mm)	External Width Inches (mm)	Depth Inches (mm)	Mounting Width Inches (mm)	Hole Type	Catalog No.
45	86" (2184)	24" (622)	10" (254)	19" (483)	12-24 Threaded	HHR45U10
			16" (406)	19" (483)	12-24 Threaded	HHR45U16

Security Enclosure

Black, mounts to HHR45xx Extra Deep Relay Racks only, clips into HHR racks, integrated cable management

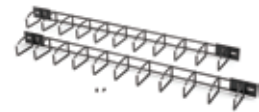
Rack Units	Height Inches (mm)	Width Inches (mm)	Depth Inches (mm)	Catalog No.
22	39.7" (1008)	24" (610)	5.9" (150)	HSE22



Vertical Wire Cable Managers

Steel wire 0.225 diameter, black powder coated, (2) push pins

Length Inches (mm)	Width Inches (mm)	Depth Inches (mm)	Qty	Catalog No.
40" (1016)	2" (51)	4" (102)	2	VC8024



Wire Gate Cable Managers

Steel wire 0.225 diameter, black powder coated, toolless mounting inside or outside of HHR relay racks for securing cable

Length Inches (mm)	Width Inches (mm)	Qty	Catalog No.
10" (254)	2" (51)	10	VCW1010
16" (406)	2" (51)	10	VCW1610





①



②



③

Equipment Shelves

Stationary shelf, 16 gauge, 12-24 mounting hardware

Type	Height Inches (mm)	Width Inches (mm)	Depth Inches (mm)	Load (lb)	Shelf	Catalog No.
Cantilevered	3.5" (89)	19" (483)	14" (356)	50	Solid	① MCCCS19
					Perforated	MCCCS19P
Cantilevered	3.5" (89)	19" (483)	11" (279)	50	Perforated	HSC11P
Cantilevered	7" (178)	19" (483)	20" (508)	200	Solid	② MCCCS19HD
Center-weighted	3.5" (89)	19" (483)	19" (483)	75	Solid	③ MCCCS19

19" Filler Panels

Black, includes (1) panel and (4) 12-24 screws

Rack Units	Height Inches (mm)	Flat Catalog No.	Angled Catalog No.
1	1.75" (44)	MCCBP175	ABP175
2	3.50" (89)	MCCBP350	ABP350
4	7.00" (178)	MCCBP700	-



Relay Rack Isolation Pads

Polyester fiberglass pad for isolating relay racks from cement floor, includes (4) isolating bushings for bolts and (4) cement anchors

Type	Use With	Catalog No.
1-piece	HPWxxRR19	HRRP3
2-piece	HPW84RR19D, SF8419xx	HRRP
2-piece	HHRxxx, HPW84RR23	HRRPW



Cement Anchoring Bolts

Galvanized anchor bolts for securing relay racks to cement floor

Length Inches (mm)	Diameter Inches (mm)	Qty	Catalog No.
3.75" (89)	3/8"	4	HPWRR



Rack Label Kit

Includes (3) self-adhesive strips, black label with white lettering (numbers 01 through 60)

Height Inches (mm)	Width Inches (mm)	Catalog No.
35" (889)	0.25" (6)	RRLABEL



Extender Brackets, 23"

Black, includes (2) brackets and (1) mounting hardware kit, converts 23" rack mount space to 19"

Length Inches (mm)	Catalog No.
23" (584)	BREXTB235





Column with Door Open,
Door Closed

4-Post with Columns



Specifications

- 14 gauge cold-rolled steel
- Rails tapped 12-24
- Static load capacity: 1,400lb per column
- Black powder coated
- Configurable
- Seismic Z4 rated*

Standards

- UL 1863 Listed
- EIA/ECA-310-E Universal Mounting Pattern

iFRAME® Columns

Includes (1) iFRAME® column weldment, (1) bottom alignment installation aid and (1) iFRAME top plate floor template, (1) full height front cover with (4) heavy-duty floor anchor washers dual-acting hinges and (2) dual-acting front cover hinges (not included in IS7E), (20) 12-24 x 5/8" dog point machine screws and washers or M6 cage nuts with screws, (4) 4" gates (Catalog No. VCG4), (50) snap-in-place cable routing spools, and (1) assembly hardware kit

Rack Units	Height Inches (mm)	Width Inches (mm)	Channel Depth Inches (mm)	Total Depth Inches (mm)	Hole Type	Top Plate and Spacer	Catalog No.
45	84" (2134)	5" (127)	10.1" (257)	14.2" (361)	12-24	Included	IS7
					M6 Cage Nut	Included	IS7M6

End of Row

Rack Units	Height Inches (mm)	Width Inches (mm)	Channel Depth Inches (mm)	Total Depth Inches (mm)	Hole Type	Top Plate and Spacer	Catalog No.
45	84" (2134)	5" (127)	10.1" (257)	14.2" (361)	12-24	-	IS7E

12" Raised Floor Applications

Rack Units	Height Inches (mm)	Width Inches (mm)	Channel Depth Inches (mm)	Total Depth Inches (mm)	Hole Type	Top Plate and Spacer	Catalog No.
45	96" (2446)	5" (127)	10.1" (257)	14.2" (361)	M6 Cage Nut	Included	IS7RFM6

High Capacity

Rack Units	Height Inches (mm)	Width Inches (mm)	Channel Depth Inches (mm)	Total Depth Inches (mm)	Hole Type	Top Plate and Spacer	Catalog No.
45	84" (2134)	7" (178)	12.1" (307)	17.6" (447)	12-24	Included	IS70718*
		8.5" (216)	14.1" (358)	20.1" (511)	12-24	Included	IS70920*

*Seismic Z4 rated up to 500lb even load distribution

Cable Management Spools

Color	Description Inches (mm)	Qty	Catalog No.
Black	3" (76)	50	ICKSS
	6" (152)	50	ICKSS6
	8" (197)	50	ICKSS9

**Top Ladder Rack**

Color	Ladder Dimensions Inches (mm)	Stringer Dimensions Inches (mm)	Catalog No.
Black	2" H x 12" W (51 x 305)	1½" x ¾" (38 x 10)	ICKL

**Category 6A Rear Cable Management Kit**

Includes 12"W x 6'L ladder rack sticks (Catalog No. HLS0612B), 12"W x 24"L iFRAME top ladder, 27"W x 24"L iFRAME top ladder, wall mounting kit (Catalog No. HLX0612), T-splice kit (Catalog No. HLTK) and mounting brackets

iFRAME® Width Inches (mm)	Catalog No.
5" (127)	ICKC
7" (178)	ICKCL7
8.5" (216)	ICKCL9

**iFRAME® Power Kits**

Includes 4" square work box, 20A receptacle L5-20R TWIST-LOCK®, face plate, assembly hardware kit

Description	Receptacle Color	Receptacle	Catalog No.
Standard	Black	HBL2310	ICKP20
Isolated ground	Orange	IG2310	ICKP20IG

**Spacer Kit, 23"**

Includes top for 23" column spacing and bottom for 23" column spacing

Color	Catalog No.
Black	ICK23

**4-Post Rack Kit**

Includes adjustable brackets (for spacing columns front to rear) and assembly hardware kit

Description	iFRAME Width Inches (mm)	Catalog No.
For 27" to 39" equipment mounting depth	5" (127)	ISK4P
	7" (178)	ISK4P7
	8.5" (216)	ISK4P9

**Power Strip Mounting Brackets for 5" Wide iFRAME® Columns**

Includes mounting brackets and assembly hardware kit

Description	Catalog No.
Mounting Brackets	ICKPM





Specifications

- Load capacity: 70lb
- Material: 16 gauge braces, 12 gauge equipment frame
- Finish: durable black powder coat
- 3" deep rack uprights
- EIA-310-D universal spacing tapped 12-24 front and back

Wall Mount Swing Frames

Black finish, includes (1) rack frame and mounting hardware ((50) 12-24 screws)

Rack Units	Height Inches (mm)	Width Inches (mm)	Depth Inches (mm)	Catalog No.
12	24" (610)	20.7" (526)	18" (457)	HPWWMR24
19	36" (914)	20.7" (526)	18" (457)	HPWWMR36
26	48" (1219)	20.7" (526)	18" (457)	HPWWMR48



Specifications

- Load capacity:
 - 4 and 6 rack units: 50lb
 - 1 and 2 rack units: 25lb
- 16 gauge steel construction
- Finish: durable black powder coat
- EIA-310-D universal spacing tapped 12-24

Wall Mount Brackets, Bottom-Hinged

Includes assembled bottom-hinged wall bracket

Rack Units	Height Inches (mm)	Width Inches (mm)	Depth Inches (mm)	Catalog No.
1	1.75" (45)	19" (483)	4" (102)	WBB14
2	3.50" (89)	19" (483)	4" (102)	① WBB24
			8" (203)	WBB28
4	7.00" (178)	19" (483)	4" (102)	WBB44
			8" (203)	② WBB48
6	10.50" (267)	19" (483)	4" (102)	WBB64
			8" (203)	WBB68
			18" (457)	WBB618



Wall Mount Brackets, Side-Hinged

Includes assembled side-hinged wall bracket

Rack Units	Height Inches (mm)	Width Inches (mm)	Depth Inches (mm)	Catalog No.
2	3.50" (89)	19" (483)	4" (102)	WBS24
			8" (203)	③ WBS28
4	7.00" (178)	19" (483)	4" (102)	④ WBS44
			8" (203)	WBS48





Specifications

- Mounts to wall; equipment positioned vertically
- Weight rating: 50lb
- Material: cold rolled steel
- Finish: black powder coated

Wall Mount Brackets

Rack Units	Height Inches (mm)	Width Inches (mm)	Depth Inches (mm)	Hole Type	Catalog No.
2	4.55" (116)	19.25" (489)	3.9" (99)	12-24 threaded	WB2
4	8.05" (204)	19.25" (489)	7.4" (188)	12-24 threaded	WB4
6	8.05" (204)	19.25" (489)	11.15" (283)	12-24 threaded	WB6



Specifications

- Mounts to wall or ladder tray; panels positioned at a 45 degree angle
- Weight rating: 25lb
- Material: CRS
- Finish: black powder coated

Wall or Tray Mount Brackets

Rack Units	Height Inches (mm)	Width Inches (mm)	Depth Inches (mm)	Hole Type	Catalog No.
2	5" (127)	20" (508)	6.45" (164)	12-24 threaded	TBA2
3	6.39" (162)	20" (508)	6.45" (164)	12-24 threaded	TBA3
4	7.68" (195)	20" (508)	8.18" (208)	12-24 threaded	TBA4



Specifications

- Mounts to ladder tray; underneath or off stringer
- Weight rating: 25lb
- Material: CRS
- Finish: black powder coated

Tray Mount Brackets


Rack Units	Height Inches (mm)	Width Inches (mm)	Depth Inches (mm)	Hole Type	Catalog No.
2	5" (127)	23.5" (597)	3" (76.2)	12-24 threaded	TBS2
4	8.5" (216)	23.5" (597)	3" (76.2)	12-24 threaded	TBS4
6	12" (305)	23.5" (597)	3" (76.2)	12-24 threaded	TBS6

METAL

Cable Management

Hubbell's cable management offering was designed to meet the varying capacity challenges in data centers and telecommunication rooms. From low capacity efficient models, to high capacity models with many options, Hubbell cable management products support all types of cable routing.





Index

M Series Cable Management.....	L3
S Series Cable Management.....	L5
SD Series Cable Management	L8
Rail Mounted.....	L9
Cable Fasteners.....	L10



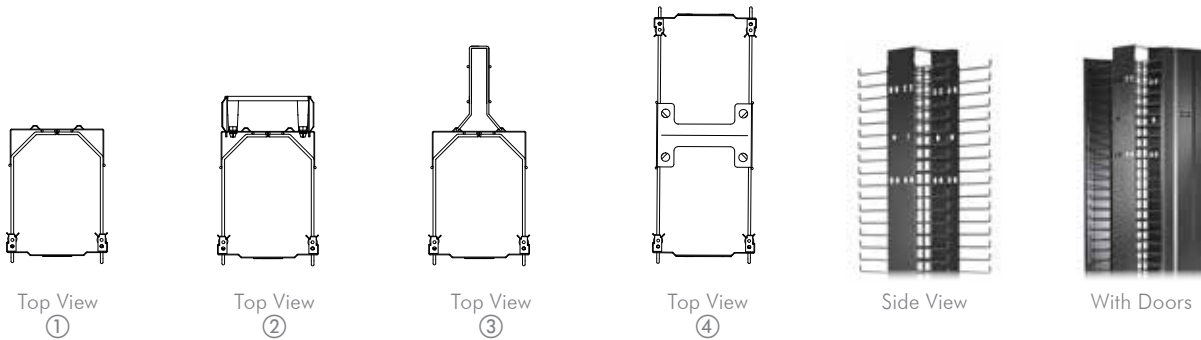
M Series with covers

Specifications

- 14 gauge cold rolled steel
- Dual swing door with positive latch
- 0.225" steel rod diameter supports
- Black powder coated

Installation

- Single column design
- Installer configured rear options
- For flush mount, use HMx7x horizontal organizers with VM vertical cable managers



Top View
①

Top View
②

Top View
③

Top View
④

Side View

With Doors

Vertical Cable Management

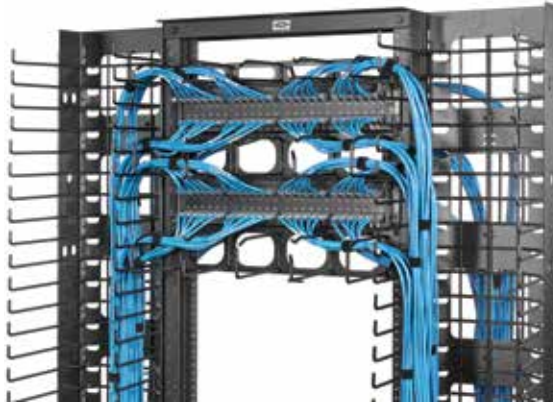
Height Inches (mm)	Width Inches (mm)	Front Depth Inches (mm)	Rear Depth Inches (mm)	Gates Included	3" Spools Included	Rear Cage	Catalog No.
84" (2134)	6" (152)	10" (254)	-	-	-	-	① VM610
84" (2134)	8" (203)	10" (254)	-	-	-	-	VM810
84" (2134)	10" (254)	10" (254)	-	-	-	-	VM1010
84" (2134)	12" (305)	10" (254)	-	-	-	-	VM1210
84" (2134)	6" (152)	10" (254)	3" (76)	4	20	-	② VM613
84" (2134)	8" (203)	10" (254)	3" (76)	4	20	-	VM813
84" (2134)	10" (254)	10" (254)	3" (76)	4	20	-	VM1013
84" (2134)	12" (305)	10" (254)	3" (76)	4	20	-	VM1213
84" (2134)	6" (152)	10" (254)	8" (203)	-	-	1	③ VM618
84" (2134)	8" (203)	10" (254)	8" (203)	-	-	1	VM818
84" (2134)	10" (254)	10" (254)	8" (203)	-	-	1	VM1018
84" (2134)	12" (305)	10" (254)	8" (203)	-	-	1	VM1218
84" (2134)	6" (152)	10" (254)	10" (254)	-	-	-	④ VM620
84" (2134)	8" (203)	10" (254)	10" (254)	-	-	-	VM820
84" (2134)	10" (254)	10" (254)	10" (254)	-	-	-	VM1020
84" (2134)	12" (305)	10" (254)	10" (254)	-	-	-	VM1220

Accessories

Description	Qty	Catalog No.
Rear cage	1	VMR47
Power strip bracket	1	VMRB

Cable Management Gates

Width	Qty	Catalog No.
6" (152)	16	VCG6
8" (203)	4	VCG8
10" (254)	4	VCG10
12" (305)	4	VCG12



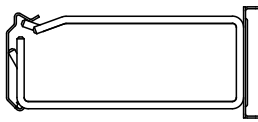
M Series without covers

Specifications

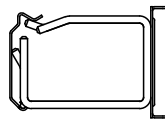
- 14 gauge cold rolled steel
- 0.225" steel rod diameter supports
- Black powder coated

Installation

- Cable radius pass-through holes
- Hinged cover can be removed
- For flush mount, use HMx7x with VM vertical cable managers



Side View
①



Side View
②



Front
③



④

Horizontal Cable Management

Height (RU)	Front Extension	Rear Extension	Cover	Catalog No.
1	7" (178)	–	Included	① HM17C
2	7" (178)	–	Included	HM27C
3	7" (178)	–	Included	HM37C
4	7" (178)	–	Included	HM47C
1	7" (178)	7" (178)	Included	③ HM177C
2	7" (178)	7" (178)	Included	HM277C
3	7" (178)	7" (178)	Included	HM377C
4	7" (178)	7" (178)	Included	HM477C
1	4" (102)	–	Included	② HM14C
2	4" (102)	–	Included	HM24C
3	4" (102)	–	Included	HM34C
4	4" (102)	–	Included	HM44C
1	4" (102)	–	–	HM14
2	4" (102)	–	–	HM24
3	4" (102)	–	–	HM34
4	4" (102)	–	–	HM44
1	2" (51)	–	Included	HM12C
2	2" (51)	–	Included	HM22C

Cable Management Spools

Color	Description Inches (mm)	Qty	Catalog No.
Black	3" (76)	50	④ ICKSS
	6" (152)	50	ICKSS6
	9" (229)	50	ICKSS9

Horizontal Cover Only

Height (RU)	Catalog No.
1	HM1C
2	HM2C
3	HM3C
4	HM4C



S Series shown with covers

Specifications

- 14 gauge cold rolled steel
- Black powder coated
- Magnetic hinged or lift-off covers
- Non-metallic cable support spools

Installation

- Pass-through holes for cables
- Cable managers clip to relay rack to ease mounting



①



②



③



④



⑤

Vertical Cable Management

Front Spool Depth Inches (mm)	Channel Depth Inches (mm)	Rear Spool Depth Inches (mm)	Number of Spools	Width Inches (mm)	Channel Type	Cover	Catalog No.
3" (76)	4" (102)	3" (76)	24	3" (76)	C-channel	-	VS73
				4" (102)	C-channel	-	① VS74
				6" (152)	Z-channel	(2) lift-off	VS76
						(2) hinged	② VS76H

Vertical Covers

38.5" height

Width Inches (mm)	Qty	Catalog No.
3" (76)	1	③ VSC3
4" (102)	1	VSC4
6" (152)	1	VSC6

Gates

Width Inches (mm)	Qty	Catalog No.
4" (102)	16	VCG4
6" (152)	16	VCG6

Accessories

Description	Qty	Catalog No.
3" spools	50	④ ICKSS*
VS joining kit	1	VCJK
VS hinge kit	2	⑤ VCKH

*Add 6 for 6", add 9 for 9"; see page L4



S Series without covers

Specifications

- 14 gauge cold rolled steel
- Hinged or lift-off cover
- Black powder coated

Installation

- Pass-through holes for cables
- Covers lift off



①



②



③

Horizontal Cable Management

Height (RU)	Front Extension Inches (mm)	Rear Extension Inches (mm)	Cover	Catalog No.
1	6" (152)	–	Included	HS16C
2	6" (152)	–	Included	HS26C
1	3" (76)	6" (152)	Included	HS136C
2	3" (76)	6" (152)	Included	HS236C
1	3" (76)	–	Included	① HS13C
2	3" (76)	–	Included	HS23C
1	3" (76)	–	–	HS13
2	3" (76)	–	–	② HS23

Horizontal Cover Only

Height (RU)	Catalog No.
1	③ HS1C
2	HS2C



Specifications

- 14 gauge cold rolled steel
- Black powder coated
- Magnetic hinged or lift-off covers
- 45 RU relay rack

Installation

- Two-piece vertical construction (VS7xx)
- Cable managers clip to relay rack to ease mounting



①



②



③

3" Deep Equipment Racks with Cable Managers


Black; includes (2) vertical cable managers

Rack Units	Height Inches (mm)	Width Inches (mm)	Rail Depth Inches (mm)	Z Depth Inches (mm)	Cover Style	Catalog No.
45	84" (2134)	19" (483)	3" (76)	3" (152)	Hinged	CS1973H
					Clip On	① CS1973
				6" (152)	Hinged	CS1976H
					Clip On	CS1976

Vertical Rings

Includes (2) vertical rings and (1) mounting kit

Description	Catalog No.
Bracket, one side	② MCCVMR2
Bracket, between racks	③ MCCVMR22



SD Series with covers

Specifications

- Plastic duct
- Metal brackets 14 gauge cold rolled steel
- Snap-on covers

Installation

- Two-piece vertical construction
- Covers included

Vertical Cable Management

Width Inches (mm)	Front Extension Inches (mm)	Rear Extension Inches (mm)	Cover	Catalog No.
4" (102)	5" (127)	–	Included	VSD45
4" (102)	5" (127)	5" (127)	Included	VSD105



Specifications

- Plastic
- Covers included

Installation

- Covers included
- Mounts directly to rail
- Remove fingers for cable access

Horizontal Cable Management

RU	Extension Inches (mm)	Cover	Catalog No.
1	3" (76)	Included	HSD13
2	3" (76)	Included	HSD23



Specifications

- 16 gauge cold rolled steel
- Black powder coated

Installation

- Adjusts to handle additional equipment
- Route cables through rear or top/bottom holes

Security Device

Height Min.	Height Max.	Depth Inches (mm)	Mounting	Catalog No.
4 RU	6 RU	4" (102)	Any 19" rack	HSE46
7 RU	12 RU	12.7" (323)	Any 19" rack	HSE712



Specifications

- 14 gauge cold rolled steel
- Black powder coated
- 200lb capacity

Installation

- Server arms extend in 0.5" increments
- M6 cage nut

Server Bracket

Height	Depth Min. Inches (mm)	Depth Max. Inches (mm)	Catalog No.
1 RU	9" (229)	15" (381)	HSB115
2 RU	9" (229)	15" (381)	HSB215

VELCRO® Brand ONE-WRAP® Cable Ties

Length Inches (mm)	Max. Bundle Dia. Inches (mm)	Color	Qty	Catalog No.
8" (203)	2.5" (64)	Black	10	HPWCVFBK8
		Blue	10	HPWCVFBL8
		Orange	10	HPWCVFOR8
		Red	10	HPWCVFRD8
		Yellow	10	HPWCVFYL8

**Bulk VELCRO® Spool**

Width Inches (mm)	Length Feet (mm)		Qty	Catalog No.
1" (25)	10' (3048)	Cut to length	10	HPWCVFBK120
0.625" (16)	75' (22,860)	Cut to length	1	HVFBK5875
0.5" (13)	75' (22,860)	Cut to length	1	HVFBK575
0.5" (13)	75' (22,860)	Rip to length	1	HVFBK575S
0.5" (13)	600' (182,880)	Cut to length	1	HVFBK5600

**Basic VELCRO® Brand Fasteners**

Length Inches (mm)	Max. Bundle Dia. Inches (mm)	Color	Qty	Catalog No.		
22" (559)	7.5" (191)	Black	10	MCCMV22BK10		
		9" (229)	2.5" (64)	Black	10	MCCMV9BK10
				Blue	10	MCCMV9BL10
				Orange	10	MCCMV9OR10
				Pink	10	MCCMV9PK10
				Red	10	MCCMV9RD10
		Yellow	10	MCCMV9YL10		
		5" (127)	1.4" (36)	Black	10	MCCMV5BK10
				Blue	10	MCCMV5BL10
				Orange	10	MCCMV5OR10
Pink	10			MCCMV5PK10		
Red	10			MCCMV5RD10		
		Yellow	10	MCCMV5YL10		

**Screw-Mount, Reusable Cable Ties**

Length Inches (mm)	Max. Bundle Dia. Inches (mm)	Color	Qty	Catalog No.
9" (229)	2.5" (64)	Black	10	MCCMV9BS10
		Orange	10	MCCMV9OS10

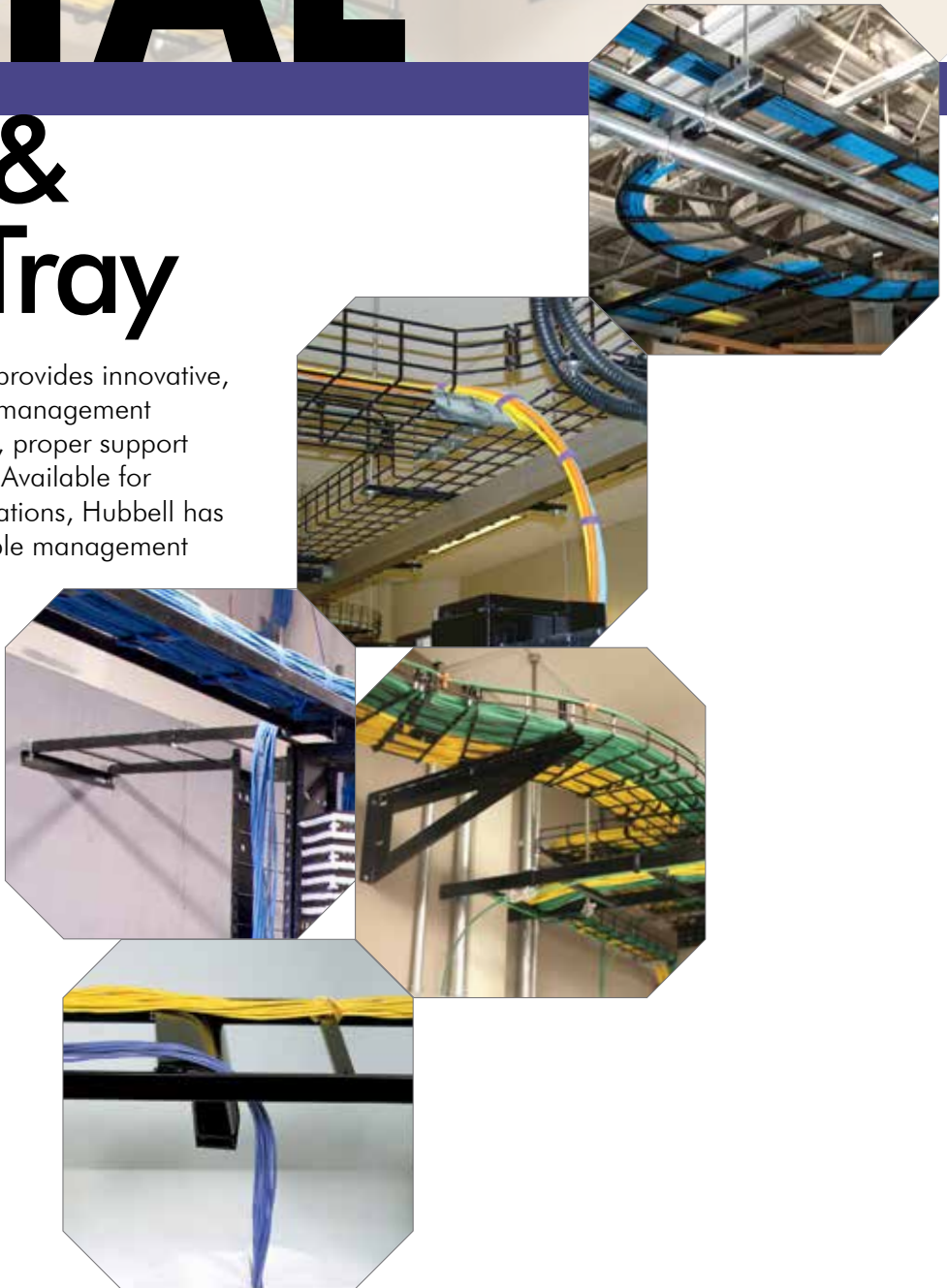



VELCRO® and ONE-WRAP® are registered trademarks of Velcro Industries B.V.

METAL

Ladder & Basket Tray


Hubbell Ladder and Basket Tray provides innovative, flexible, field-configurable cable management solutions with enhanced capacity, proper support for bend radius and much more. Available for overhead and raised floor applications, Hubbell has a tray system to meet specific cable management requirements while saving labor, minimizing waste and reducing impact to the environment.





Index

- Ladder Tray M3
- Ladder Tray Accessories..... M4
- Wire Basket Tray, Round Cross-Wire M5
- Wire Basket Tray, Flat Style Cross-Wire..... M6
- Wire Basket Tray, Stainless Steel Round Cross-Wire M7
- Wire Basket Tray, Under Floor Round Cross-Wire..... M8
- Wire Basket Tray, Preformed Fittings..... M9
- Wire Basket Tray, Supports M10
- Wire Basket Tray, Covers and Inserts M11
- Wire Basket Tray, Accessories M12



Features

- Material: 16 gauge tubular steel
- Durable powder coat
- Stringer dimensions: 0.375" W x 1.5" H
- Rung spacing: 9.0"
- Weight capacity: 45lb/foot

Straight Sections



Width Inches (mm)	6' (1829) Length	
	Gray	Black
6" (152)	HLS0606G	HLS0606B
12" (305)	HLS0612G	HLS0612B
18" (457)	HLS0618G	HLS0618B
24" (610)	HLS0624G	HLS0624B

Width Inches (mm)	10' (3048) Length	
	Gray	Black
6" (152)	HLS1006G	HLS1006B
12" (305)	HLS1012G	HLS1012B
18" (457)	HLS1018G	HLS1018B
24" (610)	HLS1024G	HLS1024B

Note: Width = outside to outside dimensions.

90° Turns



Width Inches (mm)	Inside Radius 90°	
	Gray	Black
6" (152)	HLI0690G	HLI0690B
12" (305)	HLI1290G	HLI1290B
18" (457)	HLI1890G	HLI1890B
24" (610)	HLI2490G	HLI2490B

Width Inches (mm)	Outside Radius 90°	
	Gray	Black
6" (152)	HLO0690G	HLO0690B
12" (305)	HLO1290G	HLO1290B
18" (457)	HLO1890G	HLO1890B
24" (610)	HLO2490G	HLO2490B



Width Inches (mm)	Flat Turns 90°	
	Gray	Black
6" (152)	HLF0690G	HLF0690B
12" (305)	HLF1290G	HLF1290B
18" (457)	HLF1890G	HLF1890B
24" (610)	HLF2490G	HLF2490B

Width Inches (mm)	Internal Radius 90°, 8.25" (210) Width	
	Gray	Black
6" (152)	HLCG	HLCB

Splice Kits

Butt Splice Kit HLBSK	Swivel Splice Kit HLSSK	T-Junction Splice Kit HLTK

Wall Angle Supports

Width Inches (mm)	Gray	Black	
6-12" (152-305)	HLX0612G	HLX0612	
18" (457)	HLX1518G	HLX1518	
24" (610)	HLX24G	HLX24	

Ceiling Mounting Kit

Description	Black	
Ceiling mounting kit with two 6' x 0.625Ø threaded rods	HLCKM	
Brackets only	HLCF	

Wall/Rack Mounting Kit

Description	Black	
Includes (1) HLMPK19, (1) HLX0612, (1) 40"L x 12"W ladder section	HLWRK	

Vertical Wall Bracket

Description	Black	
2 clips	HLVWBK	

Protective End Caps

Description	Black	
2-pack	HLECPK2	

J-Bolt Kit

Description	Catalog No.	
2-pack, galvanized	HLJB	

Ladder Standoff Support

Description	Gray	Black	
14" vertical support	HLH14G	HLH14B	

Foot Kit

Description	Black	
2-pack with splices	HLRF	

Mounting Kit to Relay Rack

Description	Black	
3" rack	HLMPK19	
6" rack	HLMPK19D	

Triangle Wall Supports

Width Inches (mm)	Gray	Black	
6" (152)	HLTSB06G	HLTSB06B	
12" (305)	HLTSB12G	HLTSB12B	
18" (457)	HLTSB18G	HLTSB18B	
24" (610)	HLTSB24G	HLTSB24B	

Cable Radius Drop

Ladder Width Inches (mm)	Actual Width Inches (mm)	Black	
6" (152)	4.5" (114)	HLCD06*	
12" (305)	10.75" (273)	HLCD12	
18" (457)	16.75" (425)	HLCD18	
Stringer	7.5" (191)	HLCD5	

**Can also be mounted on stringer*

Cable Retaining Fence Posts

Nominal Height Inches (mm)	Gray	Black	
6" (152)	HLP06G	HLP06B	
8" (203)	HLP08G	HLP08B	
10" (254)	HLP10G	HLP10B	

Elevation Kit

Height Inches (mm)	Black	
2-3" (51-76)	HLEK23	
4-6" (102-152)	HLEK46	



Features

- T-weld construction prevents snags
- 5mm round wire minimum
- High load rating
- Easy to cut and fabricate fittings in the field
- 100% recycled steel
- 2" x 4" mesh opening
- Use factory support hardware or fabricate supports at the job site
- Painted tray includes factory installed masking to ensure proper grounding at splices; no need to remove paint during installation

Round Cross-Wire

10 Feet per Length 118.3" (3m) 10 Piece Min. Order Qty. 2" Deep Tray	Tray Width in (mm)	Load (lb/ft)	Tray Weight per Length (lb)	Splice Quantity*		Finish	
				90° Sweep Elbow	Straight Splice	Pre-Galvanized	Black Powder Coat
	4" (102)	45	7	2	2	HBT0204	HBT0204BK
	6" (152) •	50	9	3	4	HBT0206	HBT0206BK
	8" (203) •	52	10.5	4	4	HBT0208	HBT0208BK
	12" (305) •	58	12	6	4	HBT0212	HBT0212BK
	16" (406) •	70	15	7	4	HBT0216	HBT0216BK
	18" (457) •	70	23	9	4	HBT0218	HBT0218BK
	20" (508) •	73	25	9	5	HBT0220	HBT0220BK
	22" (559)	73	27	12	5	HBT0222	HBT0222BK
	24" (610) •	75	31	12	5	HBT0224	HBT0224BK
	26" (660)	73	33	13	6	HBT0226	HBT0226BK
	28" (711)	73	35	14	6	HBT0228	HBT0228BK
	30" (762)	70	38	15	6	HBT0230	HBT0230BK
32" (813)	70	39	16	6	HBT0232	HBT0232BK	
	4" (102)	49	12	2	4	HBT0404	HBT0404BK
	6" (152) •	49	13	3	5	HBT0406	HBT0406BK
	8" (203) •	78	15	4	6	HBT0408	HBT0408BK
	12" (305) •	78	23	6	6	HBT0412	HBT0412BK
	16" (406) •	108	27	7	7	HBT0416	HBT0416BK
	18" (457) •	116	29	9	7	HBT0418	HBT0418BK
	20" (508) •	116	31	9	7	HBT0420	HBT0420BK
	22" (559)	116	33	12	8	HBT0422	HBT0422BK
	24" (610) •	116	35	12	8	HBT0424	HBT0424BK
28" (711)	108	39	14	9	HBT0428	HBT0428BK	
	8" (203) •	116	23	4	6	HBT0608	HBT0608BK
	12" (305) •	123	27	6	6	HBT0612	HBT0612BK
	16" (406) •	123	31	7	7	HBT0616	HBT0616BK
	18" (457) •	127	33	9	7	HBT0618	HBT0618BK
	20" (508) •	127	35	9	7	HBT0620	HBT0620BK
	22" (559) •	127	37	12	8	HBT0622	HBT0622BK
	24" (610) •	150	39	12	8	HBT0624	HBT0624BK
	8" (203) •	116	27	4	8	HBT0808	HBT0808BK
	12" (305) •	116	31	6	8	HBT0812	HBT0812BK
	16" (406) •	116	35	7	9	HBT0816	HBT0816BK
	18" (457) •	116	37	9	9	HBT0818	HBT0818BK
	20" (508) •	116	39	9	9	HBT0820	HBT0820BK

Note: •UL Classified as equipment ground conductor (painted tray cUL Classified only).
All dimensions are +/- 0.25". Custom paint colors available in addition to Black Powder Coat (Contact Hubbell).
HBT0202 (2x2 tray) available as special order. MOQ 40 pieces. Top wire utilizes side weld.



Features

- Flat shaped cross-wires provide significantly more surface area to support weight of cables - Ideal for Cat 6 and 6A applications
- Flat ribs provide 400% more surface area and reduce stress on cables by 60%
- 100% recycled steel
- 2" x 4" mesh opening
- Reduction in stress helps maintain Cat 6 and Cat 6A performance
- Cuts and configures the same as round wire tray
- Uses the same splicing and mounting hardware as round wire tray

Flat Style Cross-Wire

10 Feet per Length 118.3" (3m) 10 Piece Min. Order Qty. 2" Deep Tray	Tray Width	Load (Lb/ft)	Tray Weight per Length (Lb)	Splice Quantity*		Finish	
				90° Sweep Elbow	Straight Splice	Pre-Galvanized	Black Powder Coat
	4" (102)	45	7	2	2	HBT0204S	HBT0204SBK
	6" (152) •	50	9	3	4	HBT0206S	HBT0206SBK
	8" (203) •	52	10.5	4	4	HBT0208S	HBT0208SBK
	12" (305) •	58	12	6	4	HBT0212S	HBT0212SBK
	16" (406) •	70	15	7	4	HBT0216S	HBT0216SBK
	18" (457) •	70	23	9	4	HBT0218S	HBT0218SBK
	20" (508) •	73	25	9	5	HBT0220S	HBT0220SBK
	22" (559)	73	27	12	5	HBT0222S	HBT0222SBK
	24" (610) •	75	31	12	5	HBT0224S	HBT0224SBK
	26" (660)	73	33	13	6	HBT0226S	HBT0226SBK
	28" (711)	73	35	14	6	HBT0228S	HBT0228SBK
	30" (762)	70	38	15	6	HBT0230S	HBT0230SBK
32" (813)	70	39	16	6	HBT0232S	HBT0232SBK	
	4" (102)	49	12	2	4	HBT0404S	HBT0404SBK
	6" (152) •	49	13	3	5	HBT0406S	HBT0406SBK
	8" (203) •	78	15	4	6	HBT0408S	HBT0408SBK
	12" (305) •	78	23	6	6	HBT0412S	HBT0412SBK
	16" (406) •	108	27	7	7	HBT0416S	HBT0416SBK
	18" (457) •	116	29	9	7	HBT0418S	HBT0418SBK
	20" (508) •	116	31	9	7	HBT0420S	HBT0420SBK
	22" (559)	116	33	12	8	HBT0422S	HBT0422SBK
	24" (610) •	116	35	12	8	HBT0424S	HBT0424SBK
	8" (203) •	116	23	4	6	HBT0608S	HBT0608SBK
	12" (305) •	123	27	6	6	HBT0612S	HBT0612SBK
	16" (406) •	123	31	7	7	HBT0616S	HBT0616SBK
	18" (457) •	127	33	9	7	HBT0618S	HBT0618SBK
	20" (508) •	127	35	9	7	HBT0620S	HBT0620SBK
	22" (559) •	127	37	12	8	HBT0622S	HBT0622SBK
	24" (610) •	150	39	12	8	HBT0624S	HBT0624SBK
		8" (203) •	116	27	4	8	HBT0808S
12" (305) •		116	31	6	8	HBT0812S	HBT0812SBK
16" (406) •		116	35	7	9	HBT0816S	HBT0816SBK
18" (457) •		116	37	9	9	HBT0818S	HBT0818SBK
20" (508) •		116	39	9	9	HBT0820S	HBT0820SBK

Note: •UL Classified as equipment ground conductor (painted tray cUL Classified only).
All dimensions are +/- 0.25". Custom paint colors available in addition to Black Powder Coat (Contact Hubbell).



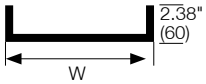
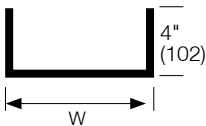
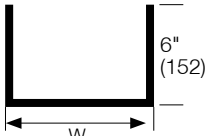
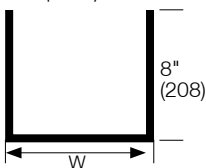
Features

- Type 304L and 316S stainless steel
- Meets ASTM A580 specifications
- 4.5mm round wire minimum
- Stainless splice kits and ceiling supports are available


Applications

- Food processing
- Wash down areas
- Corrosive environments
- Outdoor installations
- Marine

Stainless Steel Round Cross-Wire

10 Feet per Length 118.3" (3m) 10 Piece Min. Order Qty.	Tray Width	Load (lb/ft)	Tray Weight per Length (lb)	Splice Quantity		Round	
				90° Sweep Elbow	Straight Splice	Type 304L	Type 316S
2" Deep Tray 	4" (102)	45	7	2	2	HBT0204S04	HBT0204S16
	6" (152)	50	9	3	4	HBT0206S04	HBT0206S16
	8" (203)	52	10.5	4	4	HBT0208S04	HBT0208S16
	12" (305)	58	12	6	4	HBT0212S04	HBT0212S16
	16" (406)	70	15	7	4	HBT0216S04	HBT0216S16
	18" (457)	70	23	9	4	HBT0218S04	HBT0218S16
	20" (508)	73	25	9	5	HBT0220S04	HBT0220S16
	22" (559)	73	27	12	5	HBT0222S04	HBT0222S16
	24" (610)	75	31	12	5	HBT0224S04	HBT0224S16
	26" (660)	73	33	13	6	HBT0226S04	HBT0226S16
	28" (711)	73	35	14	6	HBT0228S04	HBT0228S16
	30" (762)	70	38	15	6	HBT0230S04	HBT0230S16
	32" (813)	70	39	16	6	HBT0232S04	HBT0232S16
4" Deep Tray 	4" (102)	49	12	2	4	HBT0404S04	HBT0404S16
	6" (152)	49	13	3	5	HBT0406S04	HBT0406S16
	8" (203)	78	15	4	6	HBT0408S04	HBT0408S16
	12" (305)	78	23	6	6	HBT0412S04	HBT0412S16
	16" (406)	108	27	7	7	HBT0416S04	HBT0416S16
	18" (457)	116	29	9	7	HBT0418S04	HBT0418S16
	20" (508)	116	31	9	7	HBT0420S04	HBT0420S16
	22" (559)	116	33	12	8	HBT0422S04	HBT0422S16
	24" (610)	116	35	12	8	HBT0424S04	HBT0424S16
28" (711)	108	39	14	9	HBT0428S04	HBT0428S16	
6" Deep Tray 	8" (203)	116	23	4	6	HBT0608S04	HBT0608S16
	12" (305)	123	27	6	6	HBT0612S04	HBT0612S16
	16" (406)	123	31	7	7	HBT0616S04	HBT0616S16
	18" (457)	127	33	9	7	HBT0618S04	HBT0618S16
	20" (508)	127	35	9	7	HBT0620S04	HBT0620S16
	22" (559)	127	37	12	8	HBT0622S04	HBT0622S16
	24" (610)	150	39	12	8	HBT0624S04	HBT0624S16
8" Deep Tray 	8" (203)	116	27	4	8	HBT0808S04	HBT0808S16
	12" (305)	116	31	6	8	HBT0812S04	HBT0812S16
	16" (406)	116	35	7	9	HBT0816S04	HBT0816S16
	18" (457)	116	37	9	9	HBT0818S04	HBT0818S16
	20" (508)	116	39	9	9	HBT0820S04	HBT0820S16

Note: All dimensions are +/- 0.25"



Features

- T-weld construction prevents snags
- 5mm round wire on smaller sizes
- 100% recycled steel
- Use factory support hardware or fabricate supports on the job site
- 2" x 4" mesh opening

Under Floor Trays

Tray Height	Tray Width	Tray Length		
		24" (610)	48" (1,220)	72" (1,829)
2" Deep Tray	6" (152) ①	HBTU020624	HBTU020648	HBTU020672
	12" (305)	HBTU021224	HBTU021248	HBTU021272
	24" (610)	HBTU022424	HBTU022448	HBTU022472
4" Deep Tray	6" (152)	HBTU040624	HBTU040648	HBTU040672
	12" (305)	HBTU041224	HBTU041248	HBTU041272
	24" (610)	HBTU042424	HBTU042448	HBTU042472
6" Deep Tray	6" (152)	HBTU060624	HBTU060648	HBTU060672
	12" (305)	HBTU061224	HBTU061248	HBTU061272
	24" (610)	HBTU062424	HBTU062448	HBTU062472
8" Deep Tray	6" (152)	-	-	-
	12" (305)	HBTU081224	HBTU081248	HBTU081272
	20" (610)	HBTU082024	HBTU082048	HBTU082072
Flat	24" (610) ②	HBTU002424	-	-


Note: Tray UL Classified as equipment ground conductor

Saw Horse Supports

Pre-galvanized finish		
Height in (mm)	Width in (mm)	Catalog No.
4" (102)	22" (559) ③	HBTUSUPP4
6" (152)	22" (559)	HBTUSUPP6
8" (203)	22" (559)	HBTUSUPP8
10" (254)	22" (559)	HBTUSUPP10
12" (305)	22" (559)	HBTUSUPP12
14" (356)	22" (559)	HBTUSUPP14
16" (406)	22" (559)	HBTUSUPP16
18" (457)	22" (559)	HBTUSUPP18
20" (508)	22" (559)	HBTUSUPP20
22" (559)	22" (559)	HBTUSUPP22
24" (610)	22" (559)	HBTUSUPP24
26" (660)	22" (559)	HBTUSUPP26
28" (711)	22" (559)	HBTUSUPP28
30" (762)	22" (559)	HBTUSUPP30


Splice Hardware

Description	Finish	Catalog No.	
Kit, Pedestal (2) HBTUPC and (1) Cross bar	Pre-Galvanized	HBTUPK	
C-Bracket 6" Tier 12" Tier	Pre-Galvanized	HBTUCB6 HBTUCB12	
U-Clamp, Pedestal (1) Clamp	Pre-Galvanized	HBTUPC	
Tray Grounding Fasteners Washer supports HBTWS and 1/4"-20 self threading screws; 50-pack; required when installing under floor wire basket tray	Zinc Plated	HBTUGS	
Intersection Supports For use with HBTUSUPP series support	Pre-Galvanized	HBTUFIT	
Vertical Up	Pre-Galvanized	HBTUVU	



Features

- Labor and time savings
- Consistent installations
- For round and flat tray
- Steel pre-galvanized bases
- Interlocking polymer side walls
- Splicing hardware included
- Available with steel side walls



Pre-Formed Fittings

Tray Size in (mm)	Tray Width in (mm)	① 90 Degree	② Tee	③ Intersection	④ 45 Degree	30 Degree
2" (51) Deep	4"(102)	HBTR0204	HBTT0204	HBTI0204	HBT450204	HBT300204
	6"(152)	HBTR0206	HBTT0206	HBTI0206	HBT450206	HBT300206
	8"(203)	HBTR0208	HBTT0208	HBTI0208	HBT450208	HBT300208
	12"(305)	HBTR0212	HBTT0212	HBTI0212	HBT450212	HBT300212
	16"(406)	HBTR0216	HBTT0216	HBTI0216	HBT450216	HBT300216
	18"(457)	HBTR0218	HBTT0218	HBTI0218	HBT450218	HBT300218
	20"(508)	HBTR0220	HBTT0220	HBTI0220	HBT450220	HBT300220
	24"(610)	HBTR0224	HBTT0224	HBTI0224	HBT450224	HBT300224
4" (102) Deep	4"(102)	HBTR0404	HBTT0404	HBTI0404	HBT450404	HBT300404
	6"(152)	HBTR0406	HBTT0406	HBTI0406	HBT450406	HBT300406
	8"(203)	HBTR0408	HBTT0408	HBTI0408	HBT450408	HBT300408
	12"(305)	HBTR0412	HBTT0412	HBTI0412	HBT450412	HBT300412
	16"(406)	HBTR0416	HBTT0416	HBTI0416	HBT450416	HBT300416
	18"(457)	HBTR0418	HBTT0418	HBTI0418	HBT450418	HBT300418
	20"(508)	HBTR0420	HBTT0420	HBTI0420	HBT450420	HBT300420
	24"(610)	HBTR0424	HBTT0424	HBTI0424	HBT450424	HBT300424
6" (152) Deep	8"(203)	HBTR0608	HBTT0608	HBTI0608	HBT450608	HBT300608
	12"(305)	HBTR0612	HBTT0612	HBTI0612	HBT450612	HBT300612
	16"(406)	HBTR0616	HBTT0616	HBTI0616	HBT450616	HBT300616
	18"(457)	HBTR0618	HBTT0618	HBTI0618	HBT450618	HBT300618
	20"(508)	HBTR0620	HBTT0620	HBTI0620	HBT450620	HBT300620
	24"(610)	HBTR0624	HBTT0624	HBTI0624	HBT450624	HBT300624

Note: Add **BK** to Catalog No. for Black base; add **SW** to Catalog No. for steel side walls

No splice supports means less splice kits required for tray installations



No Splice Support

Install every five (5) feet; splice hardware included



Tray Width in (mm)	Ceiling Support, Single Pack		Center Support, Single Pack	
	Pre-Galvanized	Black Powder Coat	Pre-Galvanized	Black Powder Coat
6" (152)	HBTNSCTRS6	HBTNSCTRS6BK	-	-
8" (203)	HBTNSCTRS8	HBTNSCTRS8BK	-	-
12" (305)	HBTNSCTRS12	HBTNSCTRS12BK	HBTNSCLGS12	HBTNSCLGS12BK
16" (406)	HBTNSCTRS16	HBTNSCTRS16BK	HBTNSCLGS16	HBTNSCLGS16BK
18" (457)	HBTNSCTRS18	HBTNSCTRS18BK	HBTNSCLGS18	HBTNSCLGS18BK
20" (508)	HBTNSCTRS20	HBTNSCTRS20BK	HBTNSCLGS20	HBTNSCLGS20BK
24" (610)	HBTNSCTRS24	HBTNSCTRS24BK	HBTNSCLGS24	HBTNSCLGS24BK

Supports

Install every six (6) feet



Tray Width in (mm)	Center Support, Single Pack		Ceiling Support, Single Pack		Trapeze Support, 50-Pack	
	Pre-Galvanized	Black Powder Coat	Pre-Galvanized	Black Powder Coat	Zinc Plated	Black Powder Coat
4" (102)	HBTCTRS4	HBTCTRS4BK	-	-	HBTTS	HBTTSBK
6" (152)	HBTCTRS6	HBTCTRS6BK	-	-	Attaches to the side of the tray; for tray sizes 16" wide and smaller; use in pairs every 6 feet for 4" and 6" trays; can be staggered every 5 feet	
8" (203)	HBTCTRS8	HBTCTRS8BK	-	-		
12" (305)	HBTCTRS12	HBTCTRS12BK	HBTCLGS12	HBTCLGS12BK		
16" (406)	HBTCTRS16	HBTCTRS16BK	HBTCLGS16	HBTCLGS16BK		
18" (457)	HBTCTRS18	HBTCTRS18BK	HBTCLGS18	HBTCLGS18BK		
20" (508)	HBTCTRS20	HBTCTRS20BK	HBTCLGS20	HBTCLGS20BK		
24" (610)	HBTCTRS24	HBTCTRS24BK	HBTCLGS24	HBTCLGS24BK		

Brackets

Install every six (6) feet



Tray Width in (mm)	L-Bracket, Single Pack		C-Bracket, Single Pack		Shelf Support, Single Pack	
	Pre-Galvanized	Black Powder Coat	Pre-Galvanized	Black Powder Coat	Pre-Galvanized	Black Powder Coat
4" (102)	HBTLB4	HBTLB4BK	HBTCB4	HBTCB4BK	HBTSS4	HBTSS4BK
6" (152)	HBTLB6	HBTLB6BK	-	-	HBTSS6	HBTSS6BK
8" (203)	HBTLB8	HBTLB8BK	HBTCB8	HBTCB8BK	HBTSS8	HBTSS8BK
12" (305)	HBTLB12	HBTLB12BK	HBTCB12	HBTCB12BK	HBTSS12	HBTSS12BK
16" (406)	HBTLB16	HBTLB16BK	-	-	HBTSS16	HBTSS16BK
18" (457)	HBTLB18	HBTLB18BK	HBTCB18	HBTCB18BK	HBTSS18	HBTSS18BK
20" (508)	HBTLB20	HBTLB20BK	-	-	HBTSS20	HBTSS20BK
24" (610)	HBTLB24	HBTLB24BK	-	-	HBTSS24	HBTSS24BK

Black Polymer Inserts with Sides

Provides a solid bottom and sides for tray; order in 10 foot increments

Tray Width	2" (51) Deep	4" (102) Deep	6" (152) Deep
4" (102)	HBTFRMINSO204BK	HBTFRMINSO404BK	-
6" (152)	HBTFRMINSO206BK	HBTFRMINSO406BK	-
8" (203)	HBTFRMINSO208BK	HBTFRMINSO408BK	HBTFRMINSO608BK
12" (305)	HBTFRMINSO212BK	HBTFRMINSO412BK	HBTFRMINSO612BK
16" (406)	HBTFRMINSO216BK	HBTFRMINSO416BK	HBTFRMINSO616BK
18" (457)	HBTFRMINSO218BK	HBTFRMINSO418BK	HBTFRMINSO618BK
20" (508)	HBTFRMINSO220BK	HBTFRMINSO420BK	HBTFRMINSO620BK
24" (610)	HBTFRMINSO224BK	HBTFRMINSO424BK	HBTFRMINSO624BK



Note: For white insert, replace **BK** with **WHT**.

Polymer Inserts

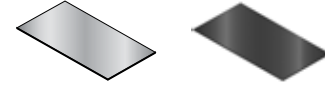
Provides a solid bottom for tray; order in 10 foot increments



Tray Width in (mm)	Length in (mm)	White	Black
4" (102)	118" (3000)	HBTINSNM04WHT	HBTINSNM04
6" (152)	118" (3000)	HBTINSNM06WHT	HBTINSNM06
8" (203)	118" (3000)	HBTINSNM08WHT	HBTINSNM08
12" (305)	118" (3000)	HBTINSNM12WHT	HBTINSNM12
16" (406)	118" (3000)	HBTINSNM16WHT	HBTINSNM16
18" (457)	118" (3000)	HBTINSNM18WHT	HBTINSNM18
20" (508)	118" (3000)	HBTINSNM20WHT	HBTINSNM20
24" (610)	118" (3000)	HBTINSNM24WHT	HBTINSNM24

Galvanized Steel Inserts

Provides a solid bottom for tray; each piece is 5 feet long; single pack



Tray Width	Length	Pre-Galvanized	Black Powder Coat
4" (102)	59" (1500)	HBTINSM04	HBTINSM04BK
6" (152)	59" (1500)	HBTINSM06	HBTINSM06BK
8" (203)	59" (1500)	HBTINSM08	HBTINSM08BK
12" (305)	59" (1500)	HBTINSM12	HBTINSM12BK
16" (406)	59" (1500)	HBTINSM16	HBTINSM16BK
18" (457)	59" (1500)	HBTINSM18	HBTINSM18BK
20" (508)	59" (1500)	HBTINSM20	HBTINSM20BK
24" (610)	59" (1500)	HBTINSM24	HBTINSM24BK

Galvanized Steel Covers

Top cable and wire protector; each piece is 5 feet long; single pack



Tray Width	Length	Pre-Galvanized	Black Powder Coat
4" (102)	59" (1500)	HBTCVR4	HBTCVR4BK
6" (152)	59" (1500)	HBTCVR6	HBTCVR6BK
8" (203)	59" (1500)	HBTCVR8	HBTCVR8BK
12" (305)	59" (1500)	HBTCVR12	HBTCVR12BK
16" (406)	59" (1500)	HBTCVR16	HBTCVR16BK
18" (457)	59" (1500)	HBTCVR18	HBTCVR18BK
20" (508)	59" (1500)	HBTCVR20	HBTCVR20BK
24" (610)	59" (1500)	HBTCVR24	HBTCVR24BK

Galvanized Steel Dividers

Mounting hardware to secure to tray (not included); (2) mounting holes per piece; each piece is 5 feet long; single pack



For Use with		Pre-Galvanized	Black Powder Coat
Tray Depth	Length		
2" (51) D	60" (1524)	HBTDIV2	HBTDIV2BK
4" (102) D	60" (1524)	HBTDIV4	HBTDIV4BK
6" (152) D	60" (1524)	HBTDIV6	HBTDIV6BK
8" (203) D	60" (1524)	HBTDIV8	HBTDIV8BK

Accessories

Description	Finish	Catalog No.	
Splice Kit (3) piece staked bolt/washer and nut combination; splices straight sections and field formed fittings; 50-pack	Zinc Plated Black Stainless Steel*	HBTSK HBTSKBK HBTSKSS	
Corner Splice (2) 90° splice bars, (8) splice kit sets; <i>Splice fittings required: (1) per tee fitting; (2) per each cross fitting</i>	Zinc Plated Black Stainless Steel*	HBTC HBTCGBK HBTCSS	
Bar Splice Slotted bar 11 15/16" L; splices straight sections/fittings; bend to form tray reducers; adds rigidity to tray splices; 50-pack	Zinc Plated Black Stainless Steel*	HBTBS HBTBSBK HBTBSS	
Washer Supports Splices straight sections/fittings; also a hold down method for tray to strut (nut and bolt sold separately); 50-pack	Zinc Plated Black Stainless Steel*	HBTWS HBTWSBK HBTWSS	
Self Tapping Screws with Supports 1/4" – 20 self tapping screw and HBTWS; 50-pack	Zinc Plated	HBTUGS	
Vertical Down Protects cables when dropping from the end or side of tray; tray width 7 3/4" (197); single pack	Zinc Plated Black	HBTVD HBTVDBK	
Radius Down Increases cable protection and cable bend control; single pack	Tray Width: 4" (102) 6" (152) 12" (305)	Black Black Black	HBTRD4BK HBTRD6BK HBTRD12BK
Exit Radius Down* Top tray attachment, increases cable protection and cable bend control; 4X4" minimum tray size; single pack	Black	HBTEXTRDBK	
Cable Drop Outs Install into bottom of basket tray to reduce pinch points and maintain cable radius bend	2" X 4" (51 X 102) 4" X 4" (102 X 102)	Black Black	HBTCDBK HBTC4X4BK
Label Clip Attachment for all tray sizes; single pack	White	HBTL	
Cable Guide* Maintains cable bend radius; acts as divider for straight sections and fittings; single pack	Black	HBTCG	
Electrical Box Bracket Attaches electrical box to side of tray; single pack	Pre-Galvanized Black	HBTEB HBTEBBL	
Sidecar Attaches to outside of tray; provides additional cable support; 2" deep; single pack	Pre-Galvanized Black	HBTSC HBTSCBK	
Strut Clips Used to hold down basket tray when used with any standard industry strut supports; 50-pack	Pre-Galvanized	HBTSTRUTCLIP	
Grounding Split Bolts For supplemental grounding; (1) bolt per section of basket tray; installer must supply 6 AWG grounding wire; 10-pack	Copper Alloy	HBTSPPLITBOLTPK10	
Rack Attachment Attaches tray directly to the top of a standard rack	Zinc Plated Black	HBTRA HBTRABK	
Conduit Attachment Connects conduit to tray (3/4", 1" and 1 1/4" conduit)	Pre-Galvanized Black	HBTC3 HBTC3BK	
Nut and Bolt Sets 1/4" – 20 nut and bolt sets; 50-pack	Zinc Plated Stainless Steel*	HBTNB HBTNBSS	
Cutting Tool Manual offset angled cutting tool; 24" leveraged handle; 6lb each		HBTCUTTOOL	

*Stainless Steel accessories are manufactured from 316 grade

METAL

Wall Mount Enclosures

Hubbell offers many comprehensive zone cabling solutions to meet the needs of any topology. Our wall mounted enclosures provide functionality, security and flexibility. A variety of wall mount enclosures and accessories are available to support sound dampening, cable management, grounding and bonding, and fiber adaptability, common with remote applications.





Index

- RE-BOX® Remote Equipment Cabinets, Commercial.....N3
- QUADCAB® Wall Mount Cabinets, HEQ.....N4
- QUADCAB® Wall Mount Cabinets, HLQ.....N5
- QUADCAB® Wall Mount Cabinets, HSQ.....N6
- RE-BOX® Remote Equipment Cabinets, IndustrialN7
- Wall Mount Cabinet AccessoriesN11
- AV Ceiling Enclosures and Consolidation Point Enclosures.....N14
- Zone Boxes.....N15
- Security BoxesN16



Specifications

- Load capacity: 100lb
- Designed to meet NEMA 2
- 16 gauge cold rolled steel
- Dissipates 160W of heat without fan

Standards

- UL 1863
- Tamper-resistant per Telcordia GR-487-CORE

Commercial Equipment Cabinets

Pre-configured version; includes base/rear section with welded 19" brackets for (2) hubs, front door with (2) locks (NSQ tool), and a set of 19" bottom hinge brackets for patch panels; RE4xx versions also include a set of 19" extension brackets for (3) additional hubs

Switch Capacity	Max. Switch Depth Inches (mm)	Width Inches (mm)	Depth Inches (mm)	Height Inches (mm)	Color	Catalog No.
2U	14" (356)	24.2" (615)	7" (178)	32" (813)	Black	RE2B
					Light gray	RE2
5U	14" (356)	24.2" (615)	10" (254)	32" (813)	Black	RE4B
					Light gray	RE4
	22" (559)	24.2" (615)	10" (254)	42" (1067)	Black	RE4XB
					Light gray	RE4X



User-configurable version; includes (1) base/rear section and (1) front door with (2) locks (NSQ tool); IDF24 has only (1) lock

Rear Wall Units* (RWU)	Width Inches (mm)	Depth Inches (mm)	Height Inches (mm)	Color	Catalog No.
2	24.2" (615)	10" (254)	24" (600)	Light Gray	IDF24
4	24.2" (615)	10" (254)	32" (813)	Light Gray	IDF32
6	24.2" (615)	10" (254)	42" (1067)	Light Gray	IDF42



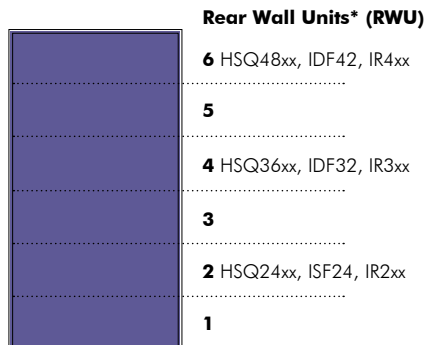
Rear Wall Unit (RWU) Clip System

In this unique system, attachment slots spaced 3" apart are stamped into the rear wall along its entire height. The customer can then clip a wide assortment of accessories to the rear wall of the cabinet to mount patch panels, switches, punch-down blocks, coax splitters and so on.

Feature	Accessories	Benefit
Patch panel mounting	REK19 REK19L	<ul style="list-style-type: none"> • Mounting patch panels in rear section of QUADCAB® frees space in the center section for more active equipment, resulting in a smaller cabinet profile on the wall or more room for future expansion. • Makes cable termination easier.
Active equipment	REKZ REKZL	<ul style="list-style-type: none"> • Deep active equipment can be hung vertically. • Blank 19" panels can be used to provide shelves along the rear wall for media converters or other desktop equipment.
Punch-down blocks	REK110	<ul style="list-style-type: none"> • Mounts 110 and 66 blocks into rear using pre-threaded rails; saves labor time on the job.

- 1 Determine the equipment you need to mount on the rear wall of the cabinet.
- 2 Locate the appropriate accessories on page N11.
- 3 Determine the amount of space needed for each piece and map out on the guide to the right.

*Each RWU = 6"





Specifications

- Load capacity: 100lb
- (1) pair 19" rack-style rails tapped 12-24 holes per EIA-310-D
- Finish: powder coat black
- Front door lockable
- Reversible and locked door

HEQ QUADCAB® Wall Mount Cabinets

Includes: (1) section, (1) front door, (2) 19" mounting angles, CH751 lock

Mesh Door Style

Rack Units	Max. Switch Depth Inches (mm)	Height Inches (mm)	Width Inches (mm)	Depth Inches (mm)	Mesh Door Style
5	12" (305)	12" (305)	22.6" (574)	14" (356)	HEQ12
8	12" (305)	18" (457)	22.6" (574)	14" (356)	HEQ18
12	12" (305)	24" (610)	22.6" (574)	14" (356)	HEQ24



Solid Door Style

Rack Units	Max. Switch Depth Inches (mm)	Height Inches (mm)	Width Inches (mm)	Depth Inches (mm)	Solid Door Style
5	12" (305)	12" (305)	22.6" (574)	14" (356)	HEQ12S
8	12" (305)	18" (457)	22.6" (574)	14" (356)	HEQ18S
12	12" (305)	24" (610)	22.6" (574)	14" (356)	HEQ24S





Specifications

- Load capacity: 150lb
- (2) pair 19" rack-style rails tapped 12-24 holes per EIA-310-D
- Finish: powder coat black
- Three independent sections
- Front and rear door lockable
- U-style rear knockouts accommodate terminated cables
- Installed bonding jumpers

HLQ QUADCAB® Wall Mount Cabinets

Includes: (1) rear section, (1) front door, (2) 19" mounting angles, (1) center section with (2) CH751 locks, (3) bonding jumpers

Window Door Style

Rack Units	Max. Switch Depth Inches (mm)	Height Inches (mm)	Width Inches (mm)	Depth Inches (mm)	Load Capacity (lb)	Window Door Style
12	22" (559)	24" (610)	22" (559)	24" (610)	150	HLQ24
19	22" (559)	36" (914)	22" (559)	24" (610)	250	HLQ36
25	22" (559)	48" (1219)	22" (559)	24" (610)	350	HLQ48



Mesh Door Style

Rack Units	Max. Switch Depth Inches (mm)	Height Inches (mm)	Width Inches (mm)	Depth Inches (mm)	Load Capacity (lb)	Solid Door Style
12	22" (559)	24" (610)	22" (559)	24" (610)	150	HLQ24M
19	22" (559)	36" (914)	22" (559)	24" (610)	250	HLQ36M
25	22" (559)	48" (1219)	22" (559)	24" (610)	350	HLQ48M



Fan Kits

Description	Catalog No.
Fan Kit	HLQFK
Filter Kit	HLQFF





Specifications

- Load capacity: 400lb
- 19" rack-style rails tapped 12-24 holes per EIA-310-D
- Finish: powder coat black
- Three independent sections:
 - Rear section mounts to wall
 - Center section hinged to swing out
 - Front and rear door lockable
 - Rear cabinet section accepts many RE-BOX® accessories

HSQ QUADCAB® Wall Mount Cabinets

Includes: (1) rear section (arrives disassembled, facilitating installation), (1) front door, (2) 19" mounting angles, (1) center section with (2) CH751 locks, (2) top/bottom cover plates, (2) hinge pins, (2) security cotter pins

Window Door Style

Rack Units	Rear Wall Units* (RWU)	Height Inches (mm)	Width Inches (mm)	Depth Inches (mm)	Window Door Style
12	2	24" (610)	22.6" (574)	20" (508)	HSQ24
				26" (660)	HSQ2426
				36" (914)	HSQ2436
19	4	36" (914)	22.6" (574)	20" (508)	HSQ36
				26" (660)	HSQ3626
				36" (914)	HSQ3636
26	6	48" (1219)	22.6" (574)	20" (508)	HSQ48
				26" (660)	HSQ4826
				36" (914)	HSQ4836



Solid Door Style

Rack Units	Rear Wall Units* (RWU)	Height Inches (mm)	Width Inches (mm)	Depth Inches (mm)	Solid Door Style
12	2	24" (610)	22.6" (574)	20" (508)	HSQ24S
				26" (660)	HSQ24S26
				36" (914)	HSQ24S36
19	4	36" (914)	22.6" (574)	20" (508)	HSQ36S
				26" (660)	HSQ36S26
				36" (914)	HSQ36S36
26	6	48" (1219)	22.6" (574)	20" (508)	HSQ48S
				26" (660)	HSQ48S26
				36" (914)	HSQ48S36





Specifications

- 14 gauge steel
- Poured-in-place polyurethane gasket on door
- Locking T-handle

Standards

- UL Listed to UL 508A Type 12 enclosures
UL File E64791
- cUL Certified Types 4 and 12
- NEMA/EEMAC Types 4, 12 and 13, 4X

Industrial RE-BOX®, Vertical Mount

Pre-configured version; 100lb load capacity; includes 4RU patch panel bracket, rear lance panel, 5RU vertical equipment mount bracket, 12-24 threaded brackets

Switch Capacity	Max. Switch Depth Inches (mm)	Width Inches (mm)	Depth Inches (mm)	Height Inches (mm)	Color	Catalog No.
5	4	24" (600)	12" (305)	24" (610)	Gray	IR221PG
5	16	24" (600)	12" (305)	36" (914)	Gray	IR321PG
5	28	24" (600)	12" (305)	48" (1219)	Gray	IR421PG

User-configurable version; rear perforated panel

RWU	Max. Switch Depth Inches (mm)	Width Inches (mm)	Depth Inches (mm)	Height Inches (mm)	Color	Catalog No.
2	18" (457)	24" (600)	12" (305)	24" (610)	Gray	IR221UG
4	30" (762)	24" (600)	12" (305)	36" (914)	Gray	IR321UG
6	42" (1067)	24" (600)	10" (254)	48" (1219)	Gray	IR421UG

Pre-configured version; 100lb load capacity; 304 Stainless Steel; includes 4RU patch panel bracket, rear lance panel, 5RU vertical equipment mount bracket, 12-24 threaded brackets

Switch Capacity	Max. Switch Depth Inches (mm)	Width Inches (mm)	Depth Inches (mm)	Height Inches (mm)	Color	Catalog No.
5	4	24" (600)	12" (305)	24" (610)	Stainless	IR221PS
5	16	24" (600)	12" (305)	36" (914)	Stainless	IR321PS
5	28	24" (600)	12" (305)	48" (1219)	Stainless	IR421PS

Industrial RE-BOX® Pole Mount Kits

Mounting Pole Diameter (Max) Inches (mm)	Mounting Strap Length Inches (mm)	Weight Rating	Material	Catalog No.
14"	48" (1219)	350lb	Gray Painted Steel	IRPKSG
			Stainless Steel	IRPKSS





Specifications

- 14 gauge steel
- Poured-in-place polyurethane gasket on door
- Locking T-handle

Standards

- UL Listed to UL 508A Type 12 enclosures
UL File E64791
- cUL Certified Types 4 and 12
- NEMA/EEMAC Types 4, 12 and 13

Industrial RE-BOX®, Horizontal Mount

Pre-configured version; 250lb load capacity; rear perforated panel; NEMA 4/12/13; includes vertical rails

Rack Units	Max. Switch Depth Inches (mm)	Width Inches (mm)	Depth Inches (mm)	Height Inches (mm)	Color	Catalog No.
12	20" (508)	24" (600)	24" (600)	24" (610)	Gray	IR222PG
19	20" (508)	24" (600)	24" (600)	36" (914)	Gray	IR322PG
26	20" (508)	24" (600)	24" (600)	48" (1219)	Gray	IR422PG



Specifications

- Industrial strength brackets allow equipment to slide out for easy access
- Perforated rear panel
- Doors have locking three-point latches to secure and seal
- Mounting bracket is affixed to wall first to ease installation process

Standards

- UL 1863 Listed, EIA-310-E Compliant
- NEMA/EEMAC Types 4/12 and 4X
- Tamper-Resistant per GR-CORE-63

3-Door Rear Access Industrial RE-BOX®

Pre-configured version; 250lb load capacity; rear perforated panel; includes (3) doors for rear equipment access, slide-out mounting horizontal rails, cabinet mount bracket, 12-24 threaded brackets

Rack Units	Height Inches (mm)	Width Inches (mm)	Depth Inches (mm)	NEMA	Material	Catalog No.
19	35.5" (902)	23.9" (607)	30.9" (785)	4/12/13	Steel	IR323PG
				4X	Stainless Steel	IR323PS
26	47.8" (1214)	23.9" (607)	30.9" (785)	4/12/13	Steel	IR423PG
				4X	Stainless Steel	IR423PS



Specifications

- Poured-in-place polyurethane gasket on door
- ANSI 61 gray polyester powder coat
- 14 gauge steel

Standards

- UL Listed to UL 508A Type 4, 12 and 13, File E64791
- CSA Certified Type 4, 12 and 13, File LL66078

Industrial RE-BOX® Cabinet Configured for Cooling

Vertical Equipment Mount: includes enclosure, 4U bottom hinged patch panel bracket (REK19), and 5U equipment mounting bracket (REKZ)

Air Conditioner (Sold Separately)	Rack Units	Height Inches (mm)	Width Inches (mm)	Depth Inches (mm)	Max Switch Depth	Catalog No.
IRAC1	9U	24" (610)	24" (610)	12" (305)	4" (102)	IR221APG
		36" (914)	24" (610)	12" (305)	16" (406)	IR321APG
		48" (1219)	24" (610)	12" (305)	28" (711)	IR421APG
IRAC3	9U	36" (914)	24" (610)	16" (406)	16" (406)	IR3216APG
		48" (1219)	24" (610)	16" (406)	28" (711)	IR4216APG



Horizontal Equipment Mount: includes enclosure, M6 cage nut rail, 50-pack M6 cage nuts

Air Conditioner (Sold Separately)	Rack Units	Height Inches (mm)	Width Inches (mm)	Depth Inches (mm)	Max Switch Depth	Catalog No.
IRAC3	12U	24" (610)	24" (610)	24" (610)	20" (508)	IR222APG
	19U	36" (914)	24" (610)	24" (610)	20" (508)	IR322APG



Specifications

- Poured-in-place polyurethane gasket on door
- ANSI 61 gray polyester powder coat
- 14 gauge steel

Standards

- UL Listed to UL 508 Type 12 enclosures, File E64791
- CSA Certified 4, 12 and 13, File LL66078

Industrial RE-BOX® Cabinet Configured for Cooling and Fiber Optics

Pre-configured version; includes enclosure, 2U wall bracket (HPWWB2U4, fiber patch panel kit (REKFP), and 20A power kit (REKP)

Air Conditioner (Sold Separately)	Rack Units	Height Inches (mm)	Width Inches (mm)	Depth Inches (mm)	Catalog No.
IRAC2	2U	24" (610)	14" (356)	16" (406)	IR211AFK





Specifications

- Refrigerant: R-134a (CFC-Free)
- Integrated thermostat

Standards

- UL Listed cUL
- NEMA 4, 12 and 3R Rated

Air Conditioning Units for Industrial RE-BOX®

Includes: air conditioner, mounting brackets and hardware for securing air conditioner to Industrial RE-BOX cabinets that have side cutouts

BTU	Amp Draw	Weight (lb)	Height Inches (mm)	Width Inches (mm)	Depth Inches (mm)	Use With	Catalog No.
1160	4.3	26	15" (381)	8" (203)	7" (178)	IRx21Axx	IRAC1
2000	4	38	18" (457)	12" (305)	7" (178)	IRx11Axx	IRAC2
3000	6	54	21" (533)	12" (305)	10" (254)	IRx22Axx and IRx16Axx	IRAC3



Specifications

- ANSI 61 gray polyester powder coat
- 14 gauge steel

Floor Standing Kits for Industrial RE-BOX®

Includes: a pair of floor mount legs that support Industrial RE-BOX cabinets that are 24" wide and 12" or 24" deep

Cabinet Depth	Height (in)	Width (in)	Depth	Use With	Catalog No.
12" (305)	18" (457)	24" (610)	12" (305)	IRx21APG	IRF1812
24" (610)	12" (305)	24" (610)	24" (610)	IRx22APG	IRF1224



Wall Mount Cabinet Accessories

Grounding Kit

Busbar with ring jumpers

Catalog. No.

REKGB

For use with HSQ, HLQ, HEQ, RE, IDF, and IR.



Thermostat

Includes: thermostat, adhesive-backed mounting bracket and wiring harness

Catalog. No.

CTK

For use with HSQ, HEQ, RE, IDF, and IR.



Patch Panel Mounting Brackets

Mount 19" patch panels to rear wall; includes (2) brackets (left and right)

Rack Units	RWU	Catalog. No.
4	1	REK19
2	1	REK19L



For use with HSQ, RE, and IR.

Heating Accessories

Description	Catalog. No.
Heater thermostat	CTKH
250 watt heater with fan, 120V	IRH250
400 watt heater with fan, 120V	IRH400

For use with IR only.



Equipment Mounting Brackets

Provides 19" mounting for hubs and other active equipment to rear wall; includes (2) brackets (left and right)

Rack Units	RWU	Catalog. No.
5	1	REKZ¹
3	1	REKZL²



Note: Account for depth of equipment.

¹For use with RE, and IR.

²For use with HSQ, RE, and IR.

3/4" Plywood Backboards

Universal rear wall mounting for wall mounted brackets, blocks, splitters, hubs and other devices; includes 0.75" APA grade AC plywood painted fire-retardant white, (2) mounting brackets, (1) assembly hardware kit

Dimensions	RWU	Catalog No.
20" x 19"	2	REKBB20
30" x 19"	3	REKBB30
40" x 19"	4	REKBB40

For use with IDF.



Fan Kit

Enhances ventilation; includes (1) 57-CFM fan, finger guard, disconnect power cord, 2-prong plug, foam baffle, adhesive-backed baffle, #6-32 mounting screws and assembly bracket

Catalog No.

REKF

Note: Order (1) per RE2; order (2) per RE4, RE4X, IDF

For use with HSQ, HEQ, and RE.



20A Power Kit

Occupies left or right side of one rear panel space; includes Hubbell surge-protected duplex receptacle with audible alarm (HBL5362ISA), single-gang work box, 6' Hubbell POLYTUFF® non-metallic conduit, stainless steel face plate, and assembly hardware kit

Catalog No.

REKP

For use with HSQ, HLQ, HEQ, RE, IDF, and IR.



Fan

Increases ventilation; includes (1) 57CFM fan, finger guard, (4) lock nuts, screws, and washers, and a 6' cord with plug

Description	Catalog. No.
Fan, 120V/7A	REKEF

For use with HSQ, HEQ, RE, and IDF.



Reusable Dust Filter

Kit Includes: (2) filters with pre-assembled adhesive VELCRO® fasteners

Catalog No.

HWKFF

Note: Two kits are needed for 3' and 4' cabinets.

For use with HSQ only.



Fan Kits with Tray

Increases ventilation; includes wired fan tray assembly with (2) fans (57CFM each) and mounting hardware kit

Description	Catalog. No.
114CFM, 120VAC, 60Hz, 36dBA	HWKF120
114CFM, 230VAC, 50Hz, 36dBA	HWKF230

For use with HSQ only.



Fan Filter Kit

For use with RE4, RE4X, IDF only; includes mounting bracket, foam filters, and assembly hardware kit

Catalog No.

REKFF

For use with HEQ, and RE.



VELCRO is a registered trademark of Velcro Industries B.V.

Conversion Kits

Convert an RE2 to an RE4 for added space; includes RE4 door, (2) RE4 extender brackets, and (2) 4U bottom hinged patch panel brackets

Color	Catalog No.
Black	REKUB
Gray	REKU



For use with RE only.

Recessed Mounting Kits

Enables recessed mounting with louvered section at bottom for cabinet ventilation; includes trim ring, 1/4" x 5/8" sheet metal screws and 12-24 x 1 1/4" pan head screws

Height Inches (mm)	Catalog No.
24" (607)	REKR24
32" (813)	REKR32
42" (1067)	REKR42



For use with RE-BOX cabinets only.

IDF Mounting Bracket

Use with residential structured cabling modules shown on page U7 and with NSOF5B; includes bracket


RWU	Catalog No.
1.5	REKHS



For use with HSQ, RE, and IR.

Padlock Hasp Kit

Includes: (2) padlock hasps, (4) 1/4"-20 carriage bolts, hex nuts and washers

Catalog No.	
REKH	

For use with RE-BOX cabinets only.

110/66 Block Mounting Rails

Provides mounting for 110 and 66 blocks; mounts to rear wall; includes (2) 110/66 block mounting rails and (20) 10-24 x 1/2" screws

RWU	Catalog No.
2	REK110



For use with RE-BOX cabinets only.

Sound Dampening Kit

Dampen noise generated from active equipment in cabinet; includes polyurethane foam pieces, pre-cut to line cabinet interior

Catalog No.	
REKS	

For use with RE-BOX cabinets only.

Plexiglas is a registered trademark of Altuglas International, Arkema Group.

Equipment Shelves, Cantilevered

Black; includes (1) shelf and mounting hardware kit

Description	Dimensions	Catalog No.
Solid	2U x 19"W x 14"D	MCCCS19
Perforated	2U x 19"W x 14"D	MCCCS19P
Perforated	2U x 19"W x 11"D	HSC11P



For use with HSQ, HLQ, HEQ, and IR.

Equipment Shelves, Stationary

For use with 36" deep enclosures; Black; includes (1) shelf and mounting hardware kit

Description	Dimensions	Catalog No.
Solid	17.7" W x 29.2" D	CKSSD
Perforated	17.7" W x 29.2" D	MCCPSHLF



For use with HSQ only.

Gasket Kit

Protect against dust and water to enhance performance of fan and filter; includes (1) roll adhesive-backed foam gasket

Length (ft)	Thickness	Catalog No.
10'	1/8" x 1/2"	REKG¹
30'	3/4" x 1/16"	HWKGT²




¹For use with RE only.

²For use with HSQ only.

Left Hand Hinge Kit

Use to reverse door; includes (2) sets of left hand door hinges

Catalog No.	
REKI	

For use with RE-BOX cabinets only.

Fiber Optic Bracket

Accepts one fiber FSP adapter panel; occupies no rear panel spaces; includes fiber optic bracket

Catalog No.	
REKFP	

For use with HSQ, RE, and IR.

Wall Mount Cabinet Accessories

Mobile Bases

Convert wall mount cabinet to floor standing cabinet; includes (1) mobile base, (4) swivel casters, (4) leveling feet and mounting hardware kit

Description	Catalog. No.
20" depth	HSQKMB20
26" depth	HSQKMB26
36" depth	HSQKMB36

For use with HSQ only.

Rear Rail Kits

Support rear of deep, active equipment or adapt to accept cage nuts; includes (2) 19" mounting rails, mounting hardware kit and (20) screws and washers

Description	Catalog. No.
24" x M6	HWK6M6
36" x M6	HWK9M6
48" x M6	HWK12M6
24" x #12-24	HWK241224
36" x #12-24	HWK361224
48" x #12-24	HWK481224



For use with HSQ only.

DIN Rail Communications Kit

Unloaded utility box kit

Catalog. No. **HIDRUBCKIT**

Note: See page B11 for decorator and duplex frames.

For use with HSQ only.



Thermostat Kit

Includes: thermostat, adhesive backed mounting bracket, wiring harness

Catalog. No. **CTK2**



Lock Kits

Change lock style to meet specific applications; includes (2) assembly locks and keys (except CKL716 which includes NSQ tool)

Description	Catalog. No.
CH751 keyed lock kit	CKL751
333 keyed lock kit	CKL333
Bellcore 716 bit lock	CKL716
Cat 60 keyed lock kit	CKLCAT60



For use with HSQ and RE.

Front Doors

Replacement front doors for QUADCAB® enclosures; includes (1) door, (1) window (on Plexiglas® doors only), (2) hinge barrels, right and left hinges, (4) lock nuts and (4) carriage bolts

Door	Height	Catalog No.
Solid Metal	24"	HQKSD24
	36"	HQKSD36
	48"	HQKSD48
Window	24"	HQKWD24
	36"	HQKWD36
	48"	HQKWD48



For use with HSQ only.

Panel Bracket for FSP Adapter

Use with adapter panels on page G10 and G11; snap mounts into structured cabling enclosures; includes bracket

Catalog. No. **NSOFSB**

For use with RE only.



AV Ceiling Enclosures and Consolidation Point Enclosures



Specifications

- Surface finish: white powder coat
- Enclosure: 18 gauge cold rolled steel
- Mounting brackets: 18 gauge welded steel

AV Ceiling Enclosures

White, includes enclosure, (2) 20A duplex receptacles and 2-gang back box

Description	Catalog No.	
Plenum rated	AVCE1P	
Standard	AVCE1	




Specifications

- Continuous plasma-welded seams
- ¼-turn, oil-tight latches on door
- Poured-in polyurethane gasket on door
- ANSI 61 gray polyester inside and out over phosphatized surfaces (HICP412G)

Consolidation Point Enclosures

House and secure small switches, wireless access points and cross connect products in harsh environments; includes enclosure

Rating	Material/Finish	Width Inches (mm)	Depth Inches (mm)	Height Inches (mm)	Catalog No.	
NEMA Rated 4X	14 gauge stainless steel with brushed finish, Gray	12" (305)	6" (152)	12" (305)	HICPSS	
NEMA Rated 4/12	14 gauge cold rolled steel with powder coat, Gray	12" (305)	6" (152)	12" (305)	HICP412G	

Zone Boxes



Specifications

- Aluminum enclosure, .060
- Tapped holes in brackets: 12-24
- Mounts in standard 24" x 24" raised floor panel spaces

Zone Access Floor Boxes

Includes: enclosure, fire-rated foam kits for cable entries and exits, leveler bolts, support brackets and cable entry port covers

Description	Rack Units	Max. Port Capacity	External Dims. H x W x D	Internal Dims. H x W x D	Weight (lb)	Min. Floor Depth	Cable Entry Dims.	Catalog No.
Floor box	4	96	4.12" x 21.9" x 21.9"	4" x 21" x 21"	14	6"	3.5" x 11"	ZAFB4U6
	8	192	7.12" x 21.9" x 21.9"	7" x 21" x 21"	15	8"	3.5" x 11"	ZAFB8U8
Cover	–	–	22" x 22"	–	5	–	–	ZAFBC

Note: ZAFBC uses key number 2233.



Specifications

- Active equipment maximum dimensions: 3.5" x 15.5" x 19"
- Mounts in standard 24" x 24" drop ceiling panel spaces
- Structural mounting hardware supplied by installer

Standards

- Plenum rated, UL listed, file no. E129878
- UL V0 flame rating on ABS trim ring

Zone Access Ceiling Boxes

Includes: enclosure, knob assemblies, fire-rated foam kit for cable entries and exits, support brackets, hinged door plate, equipment mounting assemblies and 9-CFM/12V fan and transformer (active unit only)

Description	Rack Units	Max. Port Capacity	External Dims. H x W x D	Door Weight	Weight Capacity (lb)	Total Weight (lb)	Cable Entry Description	Catalog No.
Passive zone ceiling box	5	120	12" x 24" x 24"	25	38	75	6" x 3"	ZCB5UP
Active zone ceiling box	7	120 plus 2U active equip	12" x 24" x 24"	25	39	75	3.5" x 11"	ZCB7UA
Zone ceiling box lock kit	–	–	–	–	–	–	–	ZCBLKIT
Spare zone ceiling box key	–	–	–	–	–	–	–	KEY333



Specifications

- Material: aluminum .060
- Plenum rated
- Accepts most standard, low voltage wireless access points
- Accommodates sized ceiling tiles on the doors

Standards

- UL listed, file no. E129878 (ceiling box)

Wireless Access Point Security Ceiling Boxes

Includes: enclosure, lockable knob assembly, fire-rated foam kit for cable entries and exits, cable entry port and cover (factory installed), and hinged door equipment mounting plate (factory installed)

Description	Mounting Plate Dims. H x W	External Dimensions H x W x D	Door Weight Capacity (lb)	Total Capacity (lb)	Cable Entry Dimensions	Catalog No.
Universal WAP enclosure	9.7" x 5.25"	4" x 10" x 12.7"	15	20	6.5" x 1.2"	WBC1
Cisco® Aironet® 1200 series	–	10" x 10.5" x 13.2"	15	20	6.5" x 1.2"	WBC12

Note: WBC1 uses Key Number 2233. WBC12 uses Key Number C346A.



Specifications



- 18 gauge cold rolled steel base
- White powder coat finish
- High impact thermoplastic ABS trim ring

Standards

- cULus 1863 listed
- UL VO flame rating on ABS trim ring

FPTV Connection Enclosures

White

Description	Height Inches (mm)	Width Inches (mm)	Depth Inches (mm)	Catalog No.
2-gang in-wall enclosure	8.16" (207)	7.92" (201)	3.37" (86)	NSAV62M
Steel cover for NSAV62M	7.2" (183)	7.2" (183)	0.05" (1)	NSAV6C
4-gang in-wall enclosure	14.80" (376)	7.92" (201)	3.37" (86)	NSAV124M
Steel cover for NSAV124M	13.80" (351)	7.2" (183)	0.05" (1)	NSAV12C

METAL

Full Size Cabinets

Hubbell full size cabinets fulfill high density cabling requirements in data centers and telecommunication rooms. The H3 cabinet series offers a ready to install solution for everyday needs. Our H4 series offers a considerable range of configured options for the demanding needs in the data center.





Index

H3 Series Cabinets..... 03

H4 Series Cabinets..... 05

Accessories..... 06

H3 Series Cabinets



Performance

Accommodates 3,000 pounds of mounted equipment while providing ample airflow through the reinforced mesh doors.



Alignment Guides

Align mounting rails using easy-to-view orange measuring guides.



Flexibility

Mounting rails can change position by loosening bolts.

Network and Server Cabinets

H3 cabinets come standard with sides, doors, two pairs of rails, casters and leveling feet installed. Sides are easily removable and come with keyed locks to provide cabinet security. Doors are reversible without the need for additional hardware.



Convenience

A large vertical cable manager is included in the rear of all H3 cabinets.



Specifications

- Cold rolled steel
- H3N cabinets: 12 gauge rails; 22 gauge sides
- H3S cabinets: 14 gauge rails; 22 gauge sides
- Black powder coated
- Integrated swing handle lock on doors
- Casters and leveling feet installed
- 3,080lb weight rating
- Locks on side covers
- One vertical cable manager included
- Rail depth markings

Standards

- UL 2416
- EIA-310-E hole spacing

H3 Network Cabinets

RU	Height	Width	Depth	Rail	Catalog No.
42	76.6"	31.2"	43"	#12-24 threaded	H3N4242
			49"	#12-24 threaded	H3N4248
47	85.3"	31.2"	43"	#12-24 threaded	H3N4742
			49"	#12-24 threaded	H3N4748

H3 Server Cabinets

RU	Height	Width	Depth	Rail	Catalog No.
42	76.6"	23.6"	43"	M6 cage nut	H3S4242
			49"	M6 cage nut	H3S4248
47	85.3"	23.6"	43"	M6 cage nut	H3S4742
			49"	M6 cage nut	H3S4748

H3 Fan Trays

CFM	Amp Draw	Voltage	Catalog No.
162	0.23A	110V	H3FT110
162	0.11A	230V	H3FT230

Cage Nut Rails for H3N Cabinets

Compatibility	Height	Rail	Catalog No.
H3N network cabinets	42U	M6 cagenut	H3NR42
	47U	M6 cagenut	H3NR47

Vertical Cable Managers

Compatibility	Height	Catalog No.
H3S or H3N	42U	H3CM42
	47U	H3CM47

H4 Series Cabinets



Specifications

- Cold rolled steel
- 12 gauge rails; 16 gauge sides
- Black powder coated
- 3,300lb weight rating

Standards

- EIA-310-E hole spacing

H4 Cabinets, Custom Configured to Order

Catalog No. **H4C**abcdefghijklmn

H4C = H4 Cabinet base Catalog Number

a = Height (**42, 45** or **48** rack units)

b = Width: (**24, 28, 32** or **40** inches)

c = Depth: (**44** or **48** inches)

d = Color:

B = Black

W = White

e = Front Door:

X = none

A = (1) piece solid

B = (1) piece mesh

C = (1) piece smoked acrylic

D = (2) piece solid, vertical split

E = (2) piece mesh, vertical split

F = (2) piece smoked acrylic, vertical split

f = Front Door Lock:

X = no front door

A = swing handle no lock

B = swing handle CH751

C = swing handle 1333

D = swing handle pad lock

g = Rear Door:

X = none

A = (1) piece solid

B = (1) piece mesh

C = (1) piece smoked acrylic

D = (2) piece solid, vertical split

E = (2) piece mesh, vertical split

F = (2) piece smoked acrylic, vertical split

h = Rear Door Lock:

X = no rear door

A = swing handle no lock

B = swing handle CH751

C = swing handle 1333

D = swing handle padlock

i = Mounting Rails:

X = none

A = M6 cage nut, (1) pair

B = M6 cage nut, (2) pair

C = M6 cage nut, (3) pair

D = #12-24 threaded nut, (1) pair

E = #12-24 threaded nut, (2) pair

F = #12-24 threaded nut, (3) pair

G = #10-32 threaded nut, (1) pair

H = #10-32 threaded nut, (2) pair

J = #10-32 threaded nut, (3) pair

j = Side Covers:

X = none

A = solid (1) pair/(1) side

B = solid (2) pair/(2) sides

C = cable management side (1) pair/(1) side

D = cable management side (2) pair/(2) sides

k = Top/Bottom Panel:

X = none

A = standard top

B = standard top + bottom panel

C = chimney top

D = chimney top + bottom panel

E = bottom panel

F = chimney top + telescoping chimney

G = bottom panel + chimney top + telescoping chimney

l = Fan Kit + Grounding & Bonding

X = none

A = 110V fan kit

B = 110V fan kit + vertical busbar

C = 110V fan kit + horizontal busbar

D = 230V fan kit G-plug

E = 230V fan kit G-plug + vertical busbar

F = 230V fan kit G-plug + horizontal busbar

G = vertical busbar

H = horizontal busbar

m = Installation

X = none

A = levelers

B = levelers + casters

C = levelers + Z4 bracket

D = casters

E = 12" raised floor support

n = Accessories

X = none

A = vertical PDU bracket

B = (1) vertical cable manager

C = (2) vertical cable managers

D = (1) vertical cable manager + PDU bracket

E = (2) vertical cable managers + PDU bracket

Example: **H4C422844BBCBABBBCBACX**

H4C cabinet with 42" RU height; 28" width; 44" depth; Black; 1-piece mesh front door, 1333 swing handle; 1-piece mesh rear door, swing handle no lock; M6 cage nut (2) pair mounting rails; solid (2) pair/(2) sides side covers; chimney top; 110V fan kit with vertical busbar; levelers; (2) vertical cable managers



①



②



③



④

Cantilevered Equipment Shelves

Height	Depth	Style	Load (lb)	Catalog No.
3.5"	11"	Perforated	50	HSC11P
		Solid	50	① MCCCS19
	Perforated	50	MCCCS19P	
7"	20"	Solid, 2-piece	200	② MCCWS19HD

Slide Out Equipment Shelves

Height	Depth	Style	Load (lb)	Max Opening	Catalog No.
1.75"	29.2"	Perforated	80	37"	CKTSD
	21.9"	Perforated	85	31"	MCCTELSHLF

Center-Weighted Equipment Shelf

Height	Depth	Style	Load (lb)	Catalog No.
3.5"	19"	Solid	75	③ MCCWS19

Fixed Server Equipment Shelf

Height	Depth	Style	Load (lb)	Catalog No.
1"	24.25"	Perforated	200	④ MCCPSHLF



⑤



⑥



⑦

19" Filler Panels

Black; includes (1) panel and (4) HPW screws

Rack Units	Height Inches (mm)	⑤ Flat Catalog No.	⑥ Angled Catalog No.
1	1.75" (44)	MCCBP175	ABP175
2	3.50" (89)	MCCBP350	ABP350
4	7.00" (178)	MCCBP700	-

Rack Bonding Busbars

Description Inches (mm)	Catalog No.
19" (483) width	⑦ HBBBHR19KT
36" (914) height	HBBBVR36KT
76" (1930) height	HBBBVR76KT

Conductor Kits

Description	Catalog No.
Front to rear rails	HGRKTD45DN
Cabinet to conductor bracket	HGRKTD45C46



Mounting Hardware

Description	Catalog No.
#12-24 threaded dog-nose screw with washer, 20-pack	1224RRSCRW20
M6 cage nut with M6 screw, 100-pack	CKM6

METAL

Grounding & Bonding

Hubbell's full line of grounding and bonding products will protect and secure active equipment from harmful electrical interference. These products provide the best performance and are highly adaptable to fit within numerous building applications.





Index

- Busbar Kits P3
- Bonding Conductor Kits..... P4
- Compression Lugs..... P5
- Busbars P6
- Irreversible Connectors P7
- Compression Taps P8
- Clamps P9
- Mechanical Connectors..... P10
- Tools..... P11
- Dies P12
- Accessories..... P13
- Accessories and Ladder & Basket Tray Kits P14

A Conductor Bracket for Ladder
HGBTECBRKL10

B 12ft Conductor with double lug
HGRKTD144DB

C Ladder tray jumper
HGRKTD9D

D Ladder to Conductor
HGRKTD60DB

E Conductor with C-Tap to
76" Busbar
HGRKTD60C46

F Conductor with C-Tap to 19" Busbar
HGRKTD60C46

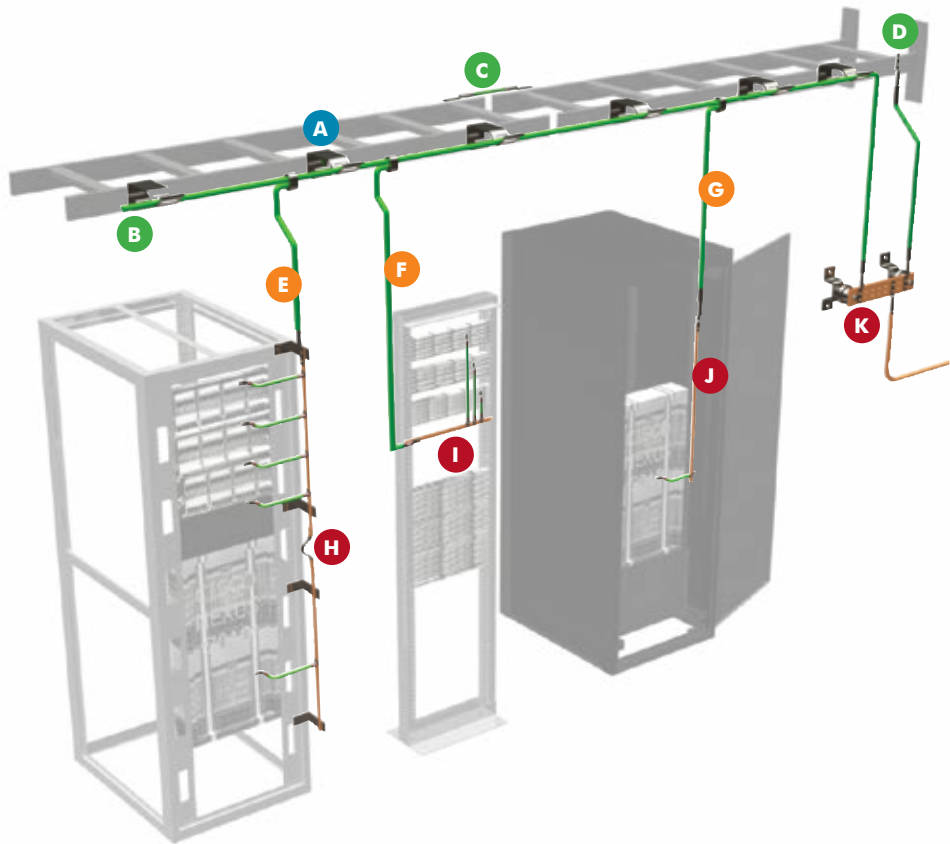
G Conductor with C-Tap to 36" Busbar
HGRKTD60C46

H 76" x 3/4" Vertical Busbar
HBBBVR76KT

I 19" Horizontal Busbar
HBBBHR19KT

J 36" x 3/4" Vertical Busbar
HBBBVR36KT

K 10" x 2" Wall Mounted Busbar
HBBB14210A



On-Rail Kits

Includes: 19" RGB busbar (HBBBHR19KT), mounting insulators, mounting hardware, lug mounting hardware, 60" 6AWG conductor (HGRKTX60D), VELCRO® Brand fastener straps, Penetrox™ AntiOxidant

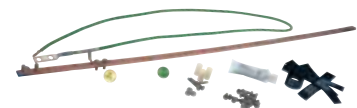
Description	Material	Single Pack	10-Pack
On-rail mounted;	Copper	HGRKTHC	HGRKTHC10
19" rack grounding busbar	Tin-plated	HGRKTHT	HGRKTHT10



In-Cabinet Kits

Includes: 36" RGB busbar (HBBBVR36KT), mounting insulators, mounting hardware, lug mounting hardware, 60" 6AWG conductor (HGRKTX60DB), VELCRO® Brand fastener straps, Penetrox™ AntiOxidant

Description	Material	Single Pack	10-Pack
In-cabinet mounted;	Copper	HGRKTVC	HGRKTVC10
36" rack grounding busbar	Tin-plated	HGRKTVT	HGRKTVT10



Wall Mounted Busbars

Busbar kit includes: copper busbar with stainless steel brackets and insulators; (1) 6AWG lug; (1) 2AWG lug; (2) 2/0AWG lugs; (1) 4/0AWG lug; stainless steel lug mounting hardware; Penetrox™ AntiOxidant; ground label

Size	Catalog No.
2" x 10"	HGRKTTGB10A
4" x 16"	HGRKTTMGB16H



VELCRO® is a registered trademark of Velcro Industries B.V. Penetrox™ is a trademark of Burndy Corporation.



Kits Include

- 6AWG copper wire green insulated
- Long barrel lug(s) with inspection window
- Stainless steel mounting hardware
- 0.5oz tube of antioxidant
- Caution and GND labels

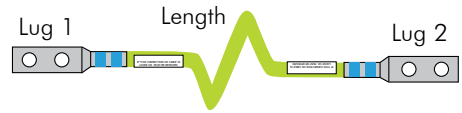
Hole Mounting Dimensions

Lug Style	Hole Diameter	Hole Spacing	Angle
S	0.25"	–	0
D	0.25"	0.625"	0
DF	0.25"	0.625"	45
DN	0.25"	0.625"	90
DA	0.25"	0.75"	0
DB	0.25"	1.0"	0
DK	0.25"	–	0

Color code indicates hole spacing

Configuring Bonding Conductor Kits

Base Catalog No.	Lug 1 Catalog No.	Length (Inches) Catalog No.	Lug 2 Catalog No.	Example:	Lug 1	Length (Inches)	Lug 2
HGRKT	D	30"	D	HGRKT	DA	30	DN
	DA	45"	DF				
	DB	60"	DN				
		90"	DA				
		144"	DB				



Short Conductors

Common Application	Lug 1	Length Inches (mm)	Lug 2	Catalog No.
Ladder tray jumper	D	9" (229)	D	HGRKTD9D
	S	9" (229)	S	HGRKTS9S
	D	9" (229)	D	HGRKTD9DXX10*
Extruded aluminum ladder tray	DK	11" (279)	DK	HGRKTDK11DKXH**

*Bulk 10-pack, no hardware, no antioxidant

**No antioxidant

Medium Conductors

Common Application	Lug 1	Length Inches (mm)	Lug 2	Catalog No.
Surge suppressor conductor	D	30" (762)	S	HGRKTD30S
Front to rear cabinet rail jumper	D	30" (762)	DN	HGRKTD30DN
	D	45" (1143)	DN	HGRKTD45DN
Network equipment conductor	D	45" (1143)	DF	HGRKTD45DF
	D	45" (1143)	DF	HGRKTD45DFXX*

*Economy version, no hardware, no antioxidant

Long Conductors

Common Application	Lug 1	Length Inches (mm)	Lug 2	Catalog No.
Telecommunications equipment bonding conductor	DA	144" (3658)	D	HGRKTD144DA
	–	250" (6350)	D	HGRKTX240D
	–	360" (9144)	D	HGRKTX360D

Specialty Conductors

Common Application	Lug 1	Length Inches (mm)	Lug 2	Catalog No.
Armored fiber	D	30" (762)	HGBKS25	HGRKTD30KS25
Conductor with 6AWG C-tap	DA	30" (762)	C46	HGRKTD30C46
	DA	60" (1524)	C46	HGRKTD60C46
Rack bonding conductor with C-tap	C	60" (1524)	C46	HGRKTD60C46



Specifications

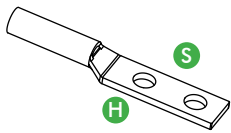
- Solid copper construction and tin plated
- UL Listed 90° C, 600V to 35kV
- Die index traceable
- UL and CSA Listed

Lug Reference

- Hole diameter: $38 = 3/8" = 0.375"$
- Window: inspect wire position
- Barrel length: long series
- Die index: match with traceable die



Standard Lugs

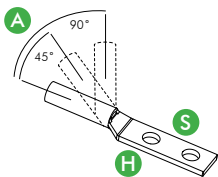


Style	Single		Double			
H Hole	0.25"	0.375"	0.25"	0.25"	0.375"	0.25"
S Spacing			0.625"	0.75"	1"	1.5"

Gauge	Qty	Color	Die Index	Single		Double			
6	50	Blue	7	HGBL06S*		HGBL06D*	HGBL06DA	HGBL06DB*	HGBL06DK
4	50	Gray	8	HGBL04S*		HGBL04D*	HGBL04DA	HGBL04DB*	
2	25	Brown	10	HGBL02S	HGBL02SA	HGBL02D*	HGBL02DA	HGBL02DB*	
1	25	Green	11	HGBL01S	HGBL01SA	HGBL01D*	HGBL01DA	HGBL01DB*	
1/0	10	Pink	12	HGBL10S	HGBL10SA	HGBL10D*	HGBL10DA	HGBL10DB*	
2/0	10	Black	13		HGBL20SA	HGBL20D*	HGBL20DA	HGBL20DB*	
3/0	10	Orange	14		HGBL30SA		HGBL30DA	HGBL30DB*	
4/0	10	Purple	15					HGBL40DB*	
250kcmil	5	Yellow	16					HGBL250DB	
300kcmil	5	White	17					HGBL300DB	
350kcmil	5	Red	18					HGBL350DB	
500kcmil	5	Brown	20					HGBL500DB	
600kcmil	5	Green	22					HGBL600DB	
750kcmil	5	Black	24					HGBL750DB	


*Add **1** to the end of the Catalog Number for Quantity 1

Angled Lugs



Style	Single		Double			
H Hole	0.25"	0.25"	0.25"	0.25"	0.375"	0.25"
S Spacing			0.625"	0.625"	1"	1.5"
A Angle	45°	90°	45°	90°	90°	90°

Gauge	Qty	Color	Die Index	Single		Double			
6	50	Blue	7	HGBL06SF	HGBL06SN	HGBL06D45	HGBL06D90	HGBL06DB90	HGBL06DKN
6	1	Blue	7	HGBL06SF1		HGBL06DF1	HGBL06DN1		
4	50	Gray	8	HGBL04SF		HGBL04D45	HGBL04D90	HGBL04DB90	
2	25	Brown	10	HGBL02SF		HGBL02D45	HGBL02D90	HGBL02DB90	
1/0	10	Pink	12			HGBL10D45	HGBL10D90	HGBL10DB90	



Kits Include

- Rack Ground Busbar
- Telecommunications Grounding Busbar
- Telecommunications Main Grounding Busbar
- Kits include insulators and assembly hardware
- Available with tin plating



Busbars

Includes	Height	Length	Thickness	Total Holes	I.D.		Space	Catalog No.
					1/4"	3/8"		
Insulators, mounting hardware 	3/4"	19"	1/4"	14	7x #12-24 threaded	5/8"	1"	HBBBHR19KT
Insulators, mounting hardware 	1"	19"	1/4"	20	10x #12-24 threaded	5/8"	1"	HBBBHR191KT
Insulators, mounting hardware 	5/8"	36"	1/4"	16	8x #12-24 threaded	3/8"	1x 3/8" threaded studs	HBBBVR36KT
Insulators, mounting hardware, 8" braid 	5/8"	76"	1/4"	32	16x #12-24 threaded	3/8"	2x 3/8" threaded studs"	HBBBVR76KT
Insulators, mounting bracket 	2"	10"	1/4"	16	8			HBBB14210A
Insulators, mounting bracket 	2"	12"	1/4"	18	6	3		HBBB14212
Insulators, mounting bracket 	2"	24"	1/4"	38	16	3		HBBB14224B
Insulators, mounting bracket 	4"	12"	1/4"	36	15	3		HBBB14412
Insulators, mounting bracket 	4"	16"	1/4"	44	11	11		HBBB14416H
Insulators, mounting bracket 	4"	20"	1/4"	60	25	5		HBBB14420
Insulators, mounting bracket 	4"	20"	1/4"	68	17	17		HBBB14420J

Note: Lug mounting dimensions are color coded to assist in pairing lugs to busbars.



Installation

- Irreversible compression bond
- Die index traceable





Busbar Connectors

Dimensions Inches (mm)	Wire 1	Wire 2	Die	Qty	Catalog No.
1.5" x 1.37" x 0.81" (38 x 35 x 21)	2AWG	6AWG	HU1105	1	HYG14B2TC2C6C
1.5" x 1.37" x 0.81" (38 x 35 x 21)	2AWG	2AWG	HU1105	1	HYG14B2TC2C2C
1.5" x 1.37" x 0.81" (38 x 35 x 21)	4/0 -1/0AWG	-	HU1105	1	HYG14BTC28

Note: Individually packaged, Penetrox™ applied, compatible with 0.25" thick busbars.



I-Beam Connectors

Steel Flange		Flange I Range Inches (mm)	Die	Qty	Catalog No.
Standard 		0.250"-0.338" (6-9)	HU1105	1	HYGIBS338
		0.338"-0.400" (6-10)	HU1105	1	HYGIBS400
		0.400"-0.462" (10-12)	HU1105	1	HYGIBS462
		0.462"-0.500" (12-13)	HU1105	1	HYGIBS550
Wide 		0.250"-0.338" (6-9)	HU1105	1	HYGIBW338
		0.338"-0.400" (9-10)	HU1105	1	HYGIBW400
		0.400"-0.462" (10-12)	HU1105	1	HYGIBW462
		0.462"-0.500" (12-13)	HU1105	1	HYGIBW550

Note: Includes heavy duty lug mounting hardware: (2) 0.42" threaded studs, (2) flat washers, (2) lock washers, (2) hex nuts.
Hole spacing for heavy duty HYGHA lugs.



Heavy Duty Lugs

Conductor Size	Hole Size Inches (mm)	Spacing Inches (mm)	Die Index	Die	Qty	Catalog No.
2AWG	0.56" (14)	1.75" (44)	11	HU1CRT	1	HYGHA02
1/0AWG	0.56" (14)	1.75" (44)	14	HU27RT	1	HYGHA25
2/0AWG	0.56" (14)	1.75" (44)	15	HU28RT	1	HYGHA26
3/0AWG	0.56" (14)	1.75" (44)	16	HU29RT (2)	1	HYGHA27

Note: Individually packaged, Penetrox™ filled, compatible with HYGIB I-beam connectors.





Thin Wall C-Taps

Stranded AWG	Stranded AWG	Stranded AWG	Length Inches (mm)	Color Code	No. Ribs	Die Index	HW Series	HU Series	Qty	Catalog No.
6-6			1.18" (30)	Brown	1	10	HW2CVT(2)	HUC4	25	① HYC4L12
4-4	2-6		1.18" (30)	Pink	1	12	HW25VT (2)	HUC2	25	HYC2L12
2-4	1-6		1.75" (44)	Black	2	13	HW26VT (2)	HUC1	10	HYC1L12
2-2	1-4	1/0-4	1.75" (44)	Orange	2	14	HW27VT(3)	HU25	10	HYC25L12
1-1	1/0-2	2/0-2	1.75" (44)	Purple	2	15	HW28VT(3)	HU26	5	HYC26L12
1/0-1/0	2/0-2	3/0-2	1.75" (44)	Yellow	2	16	HW29VT(3)	-	5	HYC27L12

Direct Burial C-Taps

Stranded AWG	Stranded AWG	Stranded AWG	Length Inches (mm)	Die Index	HW Series	HU Series	Qty	Catalog No.
6-6	4-6		0.625" (16)	BG	HWBG (2)	HUBG (2)	10	② HYC4C6
4-4	4-6		0.625" (16)	BG	HWBG (2)	HUBG (2)	10	HYC4C4
2-4	2-6		0.75" (44)	C	HWCC (2)	HUC (2)	10	HYC2C4
2-2			0.75" (44)	C	HWCC (2)	HUC (2)	10	HYC2C2
2/0-6	2/0-4	2/0-2	0.875" (22)	0	-	HU0	5	HYC26C2
2/0-2/0			0.875" (22)	0	-	HU0	5	HYC26C26
4/0-6	4/0-4	4/0-2	1.07" (27)	D3	-	HUD3	1	HYC28C2
4/0-2/0			1.07" (27)	D3	-	HUD3	1	HYC28C26
4/0-4/0			1.07" (27)	D3	-	HUD3	1	HYC28C28

H-Taps


Stranded AWG	Stranded AWG	Stranded AWG	Length Inches (mm)	Color Code	Die Index	HW Series	HU Series	Qty	Catalog No.
6-6			0.6" (15)	Orange	BG	HWBG	HUBG	1	③ HYH6C6C
2-2,4,6	4-4,6		0.75" (44)	Brown	C	HWCC	HUC	1	HYH2C2C
4/0-2,6	2/0-2,6	1/0-2,6	0.9" (23)	Purple	654	-	HU654	1	HYH292C
4/0-4/0,2	3/0-3/0,2	2/0-2/0,2	0.9" (23)	Purple	654	-	HU654	1	HYH2929
500-250,1/0	350-250,1/0	4/0-1/0	1.0" (25)	Brown	1104	-	HU1104	1	HYH3429
500-500,4/0	350-350,4/0		1.0" (25)	Brown	1104	-	HU1104	1	HYH3434
750-4/0,1/0	650-4/0,1/0	500-4/0,1/0	0.95 (24)	Yellow	K-R	-	HUKR	1	HYH3931
750-750,350	650-650,350	500-350	1.25 (32)	Yellow	K-R	-	HUKR	1	HYH3939

H-Taps with Clear Cover

Stranded AWG	Stranded AWG	Stranded AWG	Length Inches (mm)	Color Code	Die Index	HW Series	HU Series	Qty	Catalog No.
6-6			0.6" (15)	Orange	BG	HWBG	HUBG	1	④ HYH6CWC
2-2,4,6	4-4,6		0.75" (44)	Brown	C	HWCC	HUC	1	HYH2CWC
4/0-2,6	2/0-2,6	1/0-2,6	0.9" (23)	Purple	654	-	HU654	1	HYH29WC
4/0-4/0,2	3/0-3/0,2	2/0-2/0,2	0.9" (23)	Purple	654	-	HU654	1	HYH2929WC

H-Tap Covers

H-Tap Size	Color Code	Qty	Clear Cover	Black Cover
HYH6Cxx	Orange	1	HCCFBGFR	⑤ HCFBGFR
HYH2Cxx	Brown	1	HCCFOFR	HCFOFR
HYH29xx	Purple	1	HCCFDFR	HCFDFR
HYH34xx	Brown	1	HCCFN	HCFN
HYH39xx	Yellow	1	HCCFR	HCFR






Grid

Parallel (Serpentine)

Parallel (Direct)

Raised Floor Pedestal Clamps

Pedestal	Wire Range	Configuration	Hardware	Install Torque	Catalog No.
0.75"-1.5" square	6 – 4/0AWG	Grid or parallel	Stainless Steel 1/2"	120in-lb conductor 180in-lb clamp	HGBGXP1828RF
0.75"-1.875" round					
1.0"-1.25" round	4 – 2/0AWG	Parallel	Silicon Bronze 9/16"	240in-lb	HGBGP1526G1
					
0.75"-1.0" round or square	8 – 2AWG	Parallel	Silicon Bronze 9/16"	240in-lb	HGBGRF4C3
					

Note: Torque values may differ based on the Grounding and Bonding Standard selected. The Mesh Bonding Network shall have a support attached at a maximum of 3' (36") intervals.

Pipe Clamps

I.P.S. Pipe Dia. Inches	Height Inches	Width Inches	Conductor Range	U-Bolt Size Inches	Nut Size Inches	Catalog No.
1.0"	27/8"	25/8"	4AWG-2/0AWG	3/8"	9/16"	HGBGAR1526
1.5"	3 1/2"	3"	4AWG-2/0AWG	3/8"	9/16"	HGBGAR1726
2.0"	4"	3 1/4"	4AWG-2/0AWG	3/8"	9/16"	HGBGAR1826
2.5"	4 1/4"	3 3/4"	4AWG-2/0AWG	3/8"	9/16"	HGBGAR1926
3.0"	5"	4 1/4"	4AWG-2/0AWG	3/8"	9/16"	HGBGAR2026
3.5"	5 5/8"	4 3/4"	4AWG-2/0AWG	3/8"	9/16"	HGBGAR2126
4.0"	6 1/4"	5 3/8"	4AWG-2/0AWG	3/8"	9/16"	HGBGAR2226
5.0"	6 3/8"	5 7/8"	4AWG-2/0AWG	3/8"	9/16"	HGBGAR2426
6.0"	8 13/16"	8 3/8"	2AWG-250kcmil	1/2"	3/4"	HGBGAR8629



Note: All pipe clamps secure the grounding conductor to the pipe in a parallel or perpendicular manner.

Terminals

Minimum	Maximum	Material	Mount Hole Dia. Inches	Recommended Torque in-lb	Qty	Catalog No.
14AWG	6AWG	Aluminum	0.25"	45in-lb	100	HGBKA6U
14AWG	4AWG	Aluminum	0.22"	35in-lb	100	HGBBGBL4
14AWG	6AWG	Copper	0.19"	45in-lb	100	HGBKLU35
14AWG	4AWG	Copper	0.22"	35in-lb	100	HGBCL501



Split Bolt Connectors

STR Min Run and Tap	STR Max Run and Tap	SOL Max Run and Tap	Material	Bolt Size Inches	Length Inches	Recommended Torque, in-lb	Qty	Catalog No.
8AWG	6AWG	6AWG	Copper	7/16"	1.14"	165in-lb	50	HGBKS17
8AWG	4AWG	4AWG	Copper	1/2"	1.20"	165in-lb	50	HGBKS20
6AWG	3AWG	2AWG	Copper	19/32"	1.50"	275in-lb	50	HGBKS22
6AWG	2AWG	1AWG	Copper	5/8"	1.54"	275in-lb	25	HGBKS23
4AWG	1/0AWG	2/0AWG	Copper	3/4"	1.77"	385in-lb	25	HGBKS25
2AWG	2/0AWG	3/0AWG	Copper	7/8"	1.94"	385in-lb	10	HGBKS26
1AWG	3/0AWG	4/0AWG	Copper	1 1/8"	1.86"	500in-lb	10	HGBKS27
1AWG	250Kcmil	4/0AWG	Copper	1 1/8"	2.07"	650in-lb	5	HGBKS29



Split Bolt Covers

Size Minimum	Size Maximum	Color	Qty	Catalog No.
HGBKS17	HGBKS20	Black	1	HGBSC4
HGBKS22	HGBKS23	Black	1	HGBSC2
HGBKS25	HGBKS26	Black	1	HGBSC20






ShieldBond Connector



Description	Qty	Catalog No.
ShieldBond connector kits for cable jackets. Each kit includes brass screw and nut, (2) retaining washers, (1) gripping. Install tool included.	100	BC285SB100




Tools, HW- and HX-Dies

Description	Uses	Catalog No.	
6-ton automatic compression tool, 18V lithium powered, carrying case, lanyard, (2) lithium batteries, (1) charging station	Uses HW series dies	HPAT600LI	
9000lb manual compression tool, built-in BG die, handle length 25"	Uses HW series dies	HMD7	
8000lb manual compression tool, hand ratcheting forward cycle until max capacity reset, metal carrying case with die holders	Uses HX series dies	HOUR840	



Tools, HU-Dies

Description	Uses	Catalog No.	
12-ton automatic compression tool, 18V lithium powered, carrying case, lanyard, (2) lithium batteries, (1) charging station	Uses HU series dies	HPAT750LI	
12-ton manual hydraulic compression tool, carrying case, handle length 24"	Uses HU series dies	HY750CHSXT	

Integrated Die Tool

Description	Catalog No.	
Manual compression tool, dies for 6AWG to 4/0AWG are integrated into the head, color coded dies unlock and can be rotated to lug barrel size; 26" leveraged handles	HMRC840	

Torque Wrenches

Description	Catalog No.	
30-150in-lb torque wrench, carrying case, certification calibration	HBT30150	
150-750in-lb torque wrench, carrying case, certification calibration	HBT150750	

Lug Dies for Compression Lugs



Lug Size	HX Series	HW Series	HU Series
6	HX5CRT	HW5CRT	HU5CRT
4	HX4CRT	HW4CRT	HU4CRT
2	HX2CRT	HW2CRT	HU2CRT
1	HX1CRT	HW1CRT	HU1CRT
1/0	HX25RT	HW25RT	HU25RT
2/0	HX26RT	HW26RT	HU26RT
3/0	HX27RT	HW27RT	HU27RT
4/0	-	HW28VT	HU28RT
250	-	HW29VT	HU29RT
300	-	HW30VT	HU30RT
350	-	HW31VT	HU31RT
400	-	HW34VT	HU34RT
500	-	-	HU36RT
750	-	-	HU39RT

Tap Dies for Compression Taps



Die Index	HX Series	HW Series	HU Series
BG	HXBG	HWBG	HUBG
C	-	HWCC	HUC
0	-	HWO	HU0
10	-	HW2CVT	HUC4
12	-	HW25VT	HUC2
13	-	HW26VT	HUC1
14	-	HW27VT	HUC25
15	-	HW28VT	HUC26
16	-	HW29VT	-
1105	-	-	HU1105
1104	-	-	HU1104
654	-	-	HU654
997	-	-	HU997

Die Tree

For Use With	Holds	Catalog No.
HW and HX dies*	6 sets	HWDIETREE

*Dies not included











Die Cases

For Use With	Holds	Catalog No.
HW and HX dies*	12 sets	HWDIECASE
HU dies*	15 sets	HUDECASE

*Dies not included







Installation Accessories


Description	Qty	Catalog No.	
ESD port for 4mm banana plug; 0.5oz Penetrox™; ESD Label; (2) #12-24 TFS; (2) M6 stainless TFS	10	HGBESDKT10	
1/4" belleville washer	50	HGB25CNWH	
3/8" belleville washer	50	HGB38CNWH	
#12-24 x 3/4" stainless steel screws	50	HGB1224ST	
M6 x 16mm stainless steel screws	50	HGBM6ST	
ESD label	25	HGBESDLBL	
Ground label	25	HGBGNDLBL	
Ground wire label	25	HGRKTLBL	

Description	Qty	Catalog No.	
ESD cloth bracelet; 6ft cord; 4mm banana plug	1	HGBESDBC	
ESD metal bracelet; 6ft cord; 4mm banana plug	1	HGBESDBM	
3/16" drill bit for steel material and 1/4" thread forming screw	1	HGB025DBS	
Wire brush for power drill	1	HGBCWB2	
2" x 4" abrasive pad	6	HGB24AP	
8oz bottle Penetrox™	1	HGBP8A	
0.5oz tube Penetrox™	50	HPENEA0550	
Serrated paint piercing washer	50	HGB25PPW	

Braided Jumper


Length Inches (mm)	Width Inches (mm)	Hole Size Inches	Hole Spacing Inches (mm)	Qty	Catalog No.	
6" (152)	0.5" (13)	1/4"	-	10	HGBBD6S10	
9" (229)	0.5" (13)	1/4"	-	10	HGBBD9S10	
8" (203)	0.94" (24)	3/8"	1.0" (25)	1	HGBBD8	
12" (305)	0.94" (24)	3/8"	1.25" (32)	1	HGBBD12	
18" (457)	0.94" (24)	3/8"	1.25" (32)	1	HGBBD18	
24" (610)	0.94" (24)	3/8"	1.25" (32)	1	HGBBD24	

QUADCAB® Wall Mount Cabinet Ground Kit

Description	Catalog No.	
Ground bar with (6) 1/4"-20 male studs; (2) 1/4"-20 carriage bolts and isolating hardware; (2) ground straps; (6) 1/4"-20 nuts with star washers	REKGB	

High Flex Jumper

Color	Gauge	Length	Catalog No.	
Green/Yellow	#10 AWG	7"	HGBHF7	
		9"	HGBHF9	
		12"	HGBHF12	
		14"	HGBHF14	
		18"	HGBHF18	
		24"	HGBHF24	
		30"	HGBHF30	



①



②



③

Installation Accessories

Description	Qty	Catalog No.
TEBC bracket for ladder rack, aluminum painted black	10	① HGBTEBCBRKL10
TEBC bracket for wire tray, aluminum painted black	10	HGBTEBCBRKW10
TEBC bracket for extruded aluminum tray with standoff insulators, made of stainless steel, (4) cable holders	1	HGBTEBCBRKR
Off rail bracket for vertical RGB	2	HGBVRBKT



Insulated Halo Bracket

Description	Qty	Catalog No.
Stainless steel bracket, insulator, UV Rated cable holding clips for 0.25", 0.31", 0.38", 0.50", 0.56", 0.75" and 0.88" cables	1	HGBSETH



Ladder Tray Bonding Jumper Kits

Description	Connector	Catalog No.
Includes: (10) connectors; (5) 6AWG conductors 9"; labels for each conductor; (10) hardware for securing	Parallel Aluminum	② HGRKTKA9KA5



Basket Tray Bonding Jumper Kits

Description	Connector	Catalog No.
Includes: (10) connectors; (5) 6AWG conductors 9"; labels for each conductor	C-Tap (Requires BG die)	③ HGRKTWC45
	Split Bolt	HGRKTWB5



METAL

Power Distribution

Hubbell has developed a family of high performance power distribution units (PDUs) for use in data centers, telecommunication rooms and remote equipment enclosures. Hubbell PDUs are manufactured in a wide variety of horizontal and vertical configurations such as: metered and unmetered, with or without power load, receptacle count and receptacle configurations. Each PDU is 100% tested and inspected to assure reliable, conditioned power to the active electronics.





Index

Features and Benefits	Q3
Horizontal Power Strips, 15 Amp	Q4
Horizontal Power Strips, 20 Amp	Q5
Vertical Power Strips, 15 Amp	Q6
Vertical Power Strips, 20 Amp	Q9
Jumpers	Q12

Vertical and Horizontal Power Distribution Units

- Height: 24" – 80" and 1 – 2 rack units
- 15A – 60A
- C13 and C19 receptacles can use lockable jumpers
- 1 phase, 3 phase, WYE configurations
- Multiple circuits
- Easy customization



Pre-Configured Common Options

- Basic: always operational
- Switch with breaker: switch guards installed to protect the switch
- Switch with breaker and meter: display meter shows amperes, watts, frequency and voltage readings



PDU to Equipment Jumpers

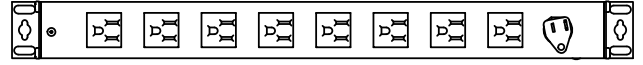
- Locking and Standard options for plugging into equipment
- Locking connectors work with all Hubbell PDU IEC receptacles





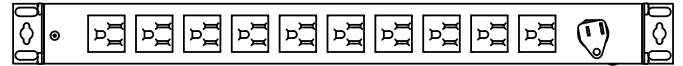
Specifications

- Extrusion material: aluminum
- Dimensions: 1.72" H x 18.96" W x 3.70" D



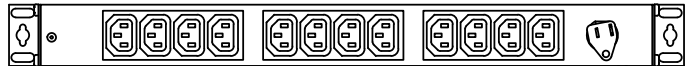
5-15R Receptacles

Front	Rear	Amp	Circuit	Height	Powercord	Basic	Switch	Switch and Meter
(2) 5-15R	(8) 5-15R	15	1	1 RU	5-15P, 5', Rear	PHAA01	PHAB01	PHAD01
(2) 5-15R	(8) 5-15R	15	1	1 RU	5-15P, 10', Rear	PHAA02	PHAB02	PHAD02



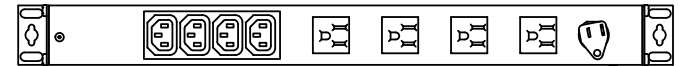
5-15R Receptacles

Front	Rear	Amp	Circuit	Height	Powercord	Basic	Switch	Switch and Meter
-	(10) 5-15R	15	1	1 RU	5-15P, 5', Rear	PHAA03	PHAB03	PHAD03
-	(10) 5-15R	15	1	1 RU	5-15P, 10', Rear	PHAA04	PHAB04	PHAD04



C13 Receptacles

Front	Rear	Amp	Circuit	Height	Powercord	Basic	Switch	Switch and Meter
-	(12) C13	15	1	1 RU	5-15P, 5', Rear	PHAA05	PHAB05	PHAD05
-	(12) C13	15	1	1 RU	5-15P, 10', Rear	PHAA06	PHAB06	PHAD06



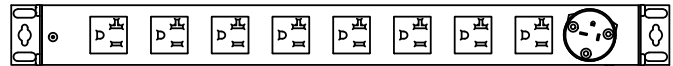
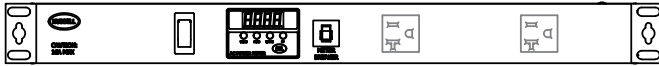
5-15R and C13 Receptacles

Front	Rear	Amp	Circuit	Height	Powercord	Basic	Switch	Switch and Meter
(2) 5-15R	(4) 5-15R, (4) C13	15	1	1 RU	5-15P, 5', Rear	PHAA07	PHAB07	PHAD07
(2) 5-15R	(4) 5-15R, (4) C13	15	1	1 RU	5-15P, 10', Rear	PHAA08	PHAB08	PHAD08
(2) 5-15R	(4) 5-15R, (4) C13	15	1	1 RU	L5-15P, 5', Rear	PHAA09	PHAB09	PHAD09
(2) 5-15R	(4) 5-15R, (4) C13	15	1	1 RU	L5-15P, 10', Rear	PHAA10	PHAB10	PHAD10



Specifications

- Extrusion material: aluminum
- Dimensions:
1RU: 1.72" H x 18.96" W x 3.70" D
2RU: 3.44" H x 18.96" W x 9.11" D



5-20R Receptacles

Front	Rear	Amp	Circuit	Height	Powercord	Basic	Switch	Switch and Meter
(2) 5-20R	(8) 5-20R	15	1	1 RU	5-20P, 5', Rear	PHAA51	PHAB51	PHAD51
(2) 5-20R	(8) 5-20R	15	1	1 RU	5-20P, 10', Rear	PHAA52	PHAB52	PHAD52
-	(10) 5-20R	15	1	1 RU	5-20P, 5', Rear	PHAA53	PHAB53	PHAD53
-	(10) 5-20R	15	1	1 RU	5-20P, 10', Rear	PHAA54	PHAB54	PHAD54




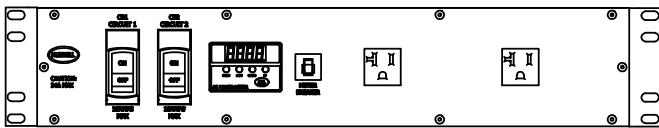
C19 Receptacles

Front	Rear	Amp	Circuit	Height	Powercord	Basic	Switch	Switch and Meter
-	(6) C19	15	1	1 RU	5-20P, 5', Rear	PHAA55	PHAB55	PHAD55
-	(6) C19	15	1	1 RU	5-20P, 10', Rear	PHAA56	PHAB56	PHAD56



5-20R and C19 Receptacles

Front	Rear	Amp	Circuit	Height	Powercord	Basic	Switch	Switch and Meter
(2) 5-20R	(3) 5-20R, (3) C19	15	1	1 RU	5-20P, 5', Rear	PHAA57	PHAB57	PHAD57
(2) 5-20R	(3) 5-20R, (3) C19	15	1	1 RU	5-20P, 10', Rear	PHAA58	PHAB58	PHAD58
(2) 5-20R	(3) 5-20R, (3) C19	15	1	1 RU	L5-20P, 5', Rear	PHAA59	PHAB59	PHAD59
(2) 5-20R	(3) 5-20R, (3) C19	15	1	1 RU	L5-20P, 10', Rear	PHAA60	PHAB60	PHAD60



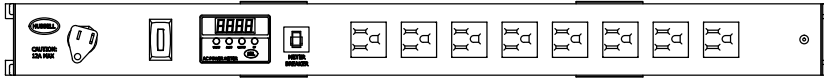
5-20R, C13 and C19 Receptacles

Front	Rear	Amp	Circuit	Height	Powercord	Basic	Switch	Switch and Meter
(2) 5-20R	(12) C13, (6) C19	20	2	2 RU	L5-30, 5', Rear	-	PHJB01	PHJD01
(2) 5-20R	(12) C13, (6) C19	20	2	2 RU	L5-30, 10', Rear	-	PHJB02	PHJD02

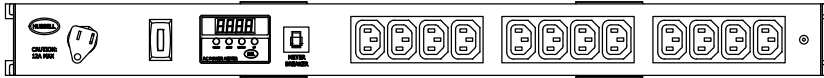


Specifications

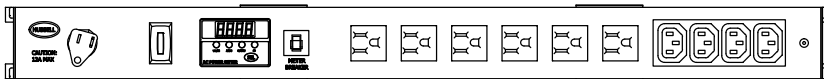
- Extrusion material: aluminum
- Dimensions: 2.13" W x 2.05" D



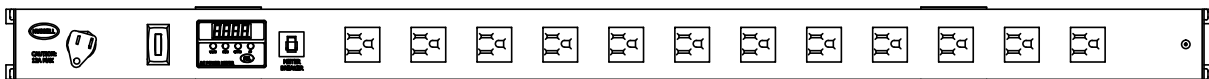
5-15R Receptacles								
Receptacles	Amp	Circuit	Length	Powercord	Basic	Switch	Switch and Meter	
(8) 5-15R	15	1	24"	5-15P, 10', Front	PVAA01	PVAB01	PVAD01	
(8) 5-15R	15	1	24"	L5-15P, 10', Front	PVAA02	PVAB02	PVAD02	



C13 Receptacles								
Receptacles	Amp	Circuit	Length	Powercord	Basic	Switch	Switch and Meter	
(12) C13	15	1	24"	5-15P, 10', Front	PVAA03	PVAB03	PVAD03	
(12) C13	15	1	24"	L5-15P, 10', Front	PVAA04	PVAB04	PVAD04	



5-15R and C13 Receptacles								
Receptacles	Amp	Circuit	Length	Powercord	Basic	Switch	Switch and Meter	
(6) 5-15R, (4) C13	15	1	24"	5-15P, 10', Front	PVAA05	PVAB05	PVAD05	
(6) 5-15R, (4) C13	15	1	24"	L5-15P, 10', Front	PVAA06	PVAB06	PVAD06	



5-15R Receptacles								
Receptacles	Amp	Circuit	Length	Powercord	Basic	Switch	Switch and Meter	
(12) 5-15R	15	1	36"	5-15P, 10', Front	PVBW01	PVBY01	PVCB01	
(12) 5-15R	15	1	36"	L5-15P, 10', Front	PVBW02	PVBY02	PVCB02	

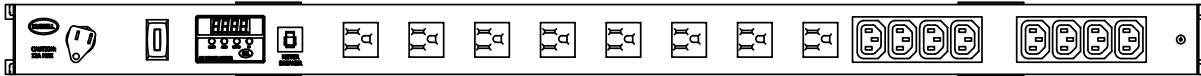


C13 Receptacles								
Receptacles	Amp	Circuit	Length	Powercord	Basic	Switch	Switch and Meter	
(16) C13	15	1	36"	5-15P, 10', Front	PVBW03	PVBY03	PVCB03	
(16) C13	15	1	36"	L5-15P, 10', Front	PVBW04	PVBY04	PVCB04	



Specifications

- Extrusion material: aluminum
- Dimensions: 2.13" W x 2.05" D



5-15R and C13 Receptacles

Receptacles	Amp	Circuit	Length	Powercord	Basic	Switch	Switch and Meter
(8) 5-15R, (8) C13	15	1	36"	5-15P, 10', Front	PVBW05	PVBY05	PVCB05
(8) 5-15R, (8) C13	15	1	36"	L5-15P, 10', Front	PVBW06	PVBY06	PVCB06



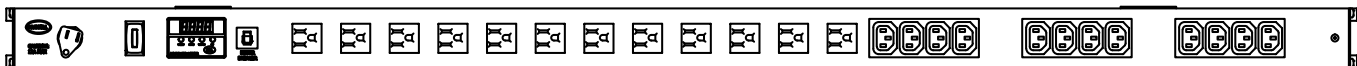
5-15R Receptacles

Receptacles	Amp	Circuit	Length	Powercord	Basic	Switch	Switch and Meter
(16) 5-15R	15	1	48"	5-15P, 10', Front	PVDU01	PVDV01	PVDY01
(16) 5-15R	15	1	48"	L5-15P, 10', Front	PVDU02	PVDV02	PVDY02



C13 Receptacles

Receptacles	Amp	Circuit	Length	Powercord	Basic	Switch	Switch and Meter
(24) C13	15	1	48"	5-15P, 10', Front	PVDU03	PVDV03	PVDY03
(24) C13	15	1	48"	L5-15P, 10', Front	PVDU04	PVDV04	PVDY04



5-15R and C13 Receptacles

Receptacles	Amp	Circuit	Length	Powercord	Basic	Switch	Switch and Meter
(10) 5-15R, (12) C13	15	1	48"	5-15P, 10', Front	PVDU05	PVDV05	PVDY05
(10) 5-15R, (12) C13	15	1	48"	L5-15P, 10', Front	PVDU06	PVDV06	PVDY06




Specifications

- Extrusion material: aluminum
- Dimensions: 60" L x 2.13" W x 2.05" D



5-15R Receptacles

Receptacles	Amp	Circuit	Length	Powercord Plug, Length, Location	Basic	Switch	Switch and Meter
(20) 5-15R	15	1	60"	5-15P, 10', Front	PVFS01	PVFT01	PVFO01
(20) 5-15R	15	1	60"	L5-15P, 10', Front	PVFS02	PVFT02	PVFO02



C13 Receptacles

Receptacles	Amp	Circuit	Length	Powercord Plug, Length, Location	Basic	Switch	Switch and Meter
(28) C13	15	1	60"	5-15P, 10', Front	PVFS03	PVFT03	PVFO03
(28) C13	15	1	60"	L5-15P, 10', Front	PVFS04	PVFT04	PVFO04



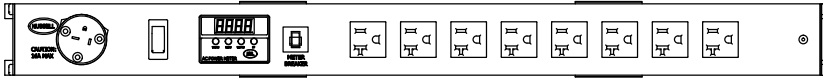
5-15R and C13 Receptacles

Receptacles	Amp	Circuit	Length	Powercord Plug, Length, Location	Basic	Switch	Switch and Meter
(14) 5-15R, (16) C13	15	1	60"	5-15P, 10', Front	PVFS05	PVFT05	PVFO05
(14) 5-15R, (16) C13	15	1	60"	L5-15P, 10', Front	PVFS06	PVFT06	PVFO06



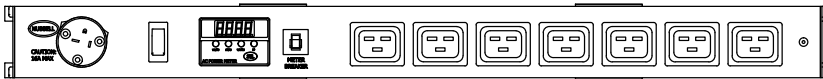
Specifications

- Extrusion material: aluminum
- Dimensions: 2.13" W x 2.05" D



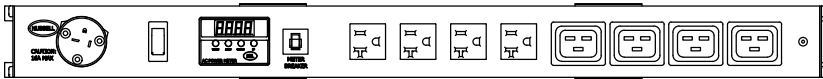
5-20R Receptacles

Receptacles	Amp	Circuit	Length	Powercord Plug, Length, Location	Basic	Switch	Switch and Meter
(8) 5-20R	20	1	24"	5-20P, 10', Front	PVAA51	PVAB51	PVAD51
(8) 5-20R	20	1	24"	L5-20P, 10', Front	PVAA52	PVAB52	PVAD52



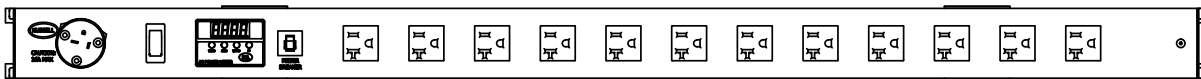
C19 Receptacles

Receptacles	Amp	Circuit	Length	Powercord Plug, Length, Location	Basic	Switch	Switch and Meter
(8) C19	20	1	24"	5-20P, 10', Front	PVAA53	PVAB53	PVAD53
(8) C19	20	1	24"	L5-20P, 10', Front	PVAA54	PVAB54	PVAD54



5-20R and C19 Receptacles

Receptacles	Amp	Circuit	Length	Powercord Plug, Length, Location	Basic	Switch	Switch and Meter
(4) 5-20R, (4) C19	20	1	24"	5-20P, 10', Front	PVAA55	PVAB55	PVAD55
(4) 5-20R, (4) C19	20	1	24"	L5-20P, 10', Front	PVAA56	PVAB56	PVAD56




5-20R Receptacles

Receptacles	Amp	Circuit	Length	Powercord Plug, Length, Location	Basic	Switch	Switch and Meter
(12) 5-20R	20	1	36"	5-20P, 10', Front	PVBW51	PVBY51	PVCB51
(12) 5-20R	20	1	36"	L5-20P, 10', Front	PVBW52	PVBY52	PVCB52



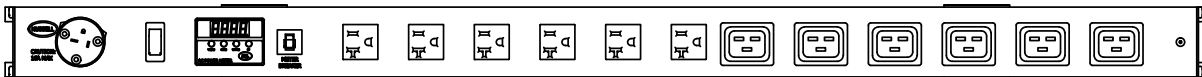
Specifications

- Extrusion material: aluminum
- Dimensions: 2.13" W x 2.05" D



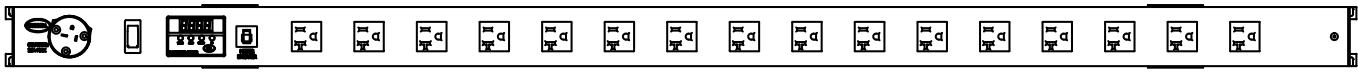
C19 Receptacles

Receptacles	Amp	Circuit	Length	Powercord	Basic	Switch	Switch and Meter
(12) C19	20	1	36"	5-20P, 10', Front	PVBW53	PVBY53	PVCB53
(12) C19	20	1	36"	L5-20P, 10', Front	PVBW54	PVBY54	PVCB54



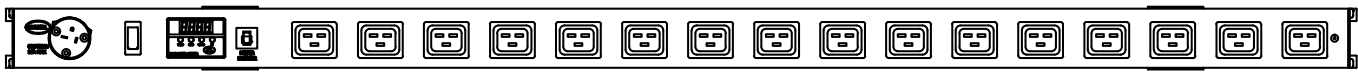
5-20R and C19 Receptacles

Receptacles	Amp	Circuit	Length	Powercord	Basic	Switch	Switch and Meter
(6) 5-20R, (6) C19	20	1	36"	5-20P, 10', Front	PVBW55	PVBY55	PVCB55
(6) 5-20R, (6) C19	20	1	36"	L5-20P, 10', Front	PVBW56	PVBY56	PVCB56



5-20R Receptacles

Receptacles	Amp	Circuit	Length	Powercord	Basic	Switch	Switch and Meter
(16) 5-20R	20	1	48"	5-20P, 10', Front	PVDU51	PVDV51	PVDY51
(16) 5-20R	20	1	48"	L5-20P, 10', Front	PVDU52	PVDV52	PVDY52



C19 Receptacles

Receptacles	Amp	Circuit	Length	Powercord	Basic	Switch	Switch and Meter
(16) C19	20	1	48"	5-20P, 10', Front	PVDU53	PVDV53	PVDY53
(16) C19	20	1	48"	L5-20P, 10', Front	PVDU54	PVDV54	PVDY54



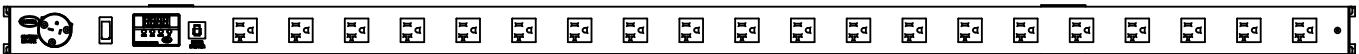
Specifications

- Extrusion material: aluminum
- Dimensions: 2.13" W x 2.05" D



5-20R and C19 Receptacles

Receptacles	Amp	Circuit	Length	Powercord	Basic	Switch	Switch and Meter
(8) 5-20R, (8) C19	20	1	48"	5-20P, 10', Front	PVDU55	PVDV55	PVDY55
(8) 5-20R, (8) C19	20	1	48"	L5-20P, 10', Front	PVDU56	PVDV56	PVDY56



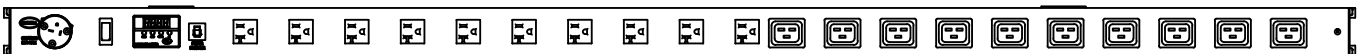
5-20R Receptacles

Receptacles	Amp	Circuit	Length	Powercord	Basic	Switch	Switch and Meter
(20) 5-20R	20	1	60"	5-20P, 10', Front	PVFS51	PVFT51	PVJV51
(20) 5-20R	20	1	60"	L5-20P, 10', Front	PVFS52	PVFT52	PVJV52



C19 Receptacles

Receptacles	Amp	Circuit	Length	Powercord	Basic	Switch	Switch and Meter
(20) C19	20	1	60"	5-20P, 10', Front	PVFS53	PVFT53	PVJV53
(20) C19	20	1	60"	L5-20P, 10', Front	PVFS54	PVFT54	PVJV54



5-20R and C19 Receptacles

Receptacles	Amp	Circuit	Length	Powercord	Basic	Switch	Switch and Meter
(10) 5-20R, (10) C19	20	1	60"	5-20P, 10', Front	PVFS55	PVFT55	PVJV55
(10) 5-20R, (10) C19	20	1	60"	L5-20P, 10', Front	PVFS56	PVFT56	PVJV56



Jumpers							
AMP	Powerbar, Side	Equipment, Side	Length (ft)	Color	Catalog No.		
15A	C14, Locking	C13, Locking	1'	Black	PJBB1		
			2'	Black	PJBB2		
			3'	Black	PJBB3		
			1'	Red	PJBB1R		
			2'	Red	PJBB2R		
			3'	Red	PJBB3R		
		C13	2'	Black	PJBA2		
			3'	Black	PJBA3		
			2'	Black	PJDD2		
3'	Black	PJDD3					
20A	C20, Locking	C19, Locking	2'	Black	PJDD2		
			3'	Black	PJDD3		
			2'	Red	PJDD2R		
		3'	Red	PJDD3R			
		C19	1'	Black	PJDC1		
			2'	Black	PJDC2		
3'	Black		PJDC3				

DELIVERY

Hubbell's Delivery Systems are an extensive line of products designed to bring power, data and AV cleanly from point to point. With today's building requiring a more intelligent and connected way of communicating than ever before, these innovative delivery solutions provide the flexibility to create customized solutions for the most demanding multi-service applications. The line offers a clean, modern aesthetic and functional solutions for floor, wall, furniture, surface or ceiling installations with a consistent look.





Finishes:

-  Brushed Aluminum
-  Black Powder Coat
-  Brushed Brass Plated
-  Bronze Plated
-  Gray Powder Coat
-  Satin Nickel Plated

Index

Hubbell SystemOne Recessed Concrete Floor BoxesR3

Hubbell SystemOne 2-Gang Recessed Floor Boxes and CoversR7

Hubbell SystemOne 4-Gang Recessed Floor Boxes and CoversR8

Hubbell SystemOne 6-Gang Recessed Floor Boxes and Covers R9

Hubbell SystemOne 2, 4 and 6-Gang Plates and AccessoriesR10

Hubbell SystemOne 8/10-Gang Recessed Floor Boxes and Covers R11

Hubbell SystemOne 8/10-Gang Plates and AccessoriesR12

Hubbell SystemOne Floor BoxesR13

Recessed 7- and 11-Gang Concrete Floor BoxesR16

Hubbell SystemOne Recessed 2-Gang Rectangular Floor BoxesR17

Hubbell SystemOne Recessed 4-Gang Rectangular Floor BoxesR18

Hubbell SystemOne Recessed 4-Gang Round Floor BoxesR19

Hubbell SystemOne 8/10-Gang Rectangular Floor Boxes..... R20

Furniture and Work Surface Connectivity BoxesR21

Large Capacity and Gangable AV Wall Boxes.....R23

Recessed AV In-Wall Enclosures and Ceiling Enclosures.....R24

Hubbell SystemOne Recessed Fire-Rated Poke-ThroughsR25

Hubbell SystemOne 10" Recessed Fire-Rated Poke-Throughs R27

Hubbell SystemOne 8" Recessed Fire-Rated Poke-Throughs R33

Hubbell SystemOne 6" Recessed Fire-Rated Poke-Throughs R35

Hubbell SystemOne 4" Recessed Fire-Rated Poke-Throughs Kits R37

Hubbell SystemOne 8" Recessed Fire-Rated Poke-Through Kits..... R39

Hubbell SystemOne 6" Recessed Fire-Rated Poke-Through Kits..... R40

Hubbell SystemOne 4" One-Piece Poke-Throughs..... R41

Hubbell SystemOne 4" Through Floor Fittings R43

Hubbell SystemOne 4" Configuration Chart R45

JLOAD® Multimedia Outlet..... R46

Aluminum Service Poles.....R47

The family of Hubbell SystemOne floor boxes has been expanded to provide industry leading flexibility while accommodating an extensive range of applications. Hubbell SystemOne is constructed to give customers the ability to create personal solutions for their most demanding, power, data and AV requirements.

Hubbell SystemOne Recessed Floor Box Applications




2-Gang Recessed

The Hubbell SystemOne 2-gang recessed concrete floor box offers eight styles, satisfying the requirements of almost any commercial building application. Rectangular or round covers, as well as furniture feed covers, are available in a variety of finishes to blend with any existing or new décor. A parallel-device layout reduces plug interference, maximizing functionality and performance.



4-Gang Recessed

Similar to the 2-gang Recessed Concrete Floor Box, Hubbell's SystemOne 4-gang recessed concrete floor box is available with rectangular or round covers. Ten different styles make it possible to meet the electrical requirements of most commercial projects—new construction or renovation. The parallel device layout maximizes functionality which can be limited when devices are mounted 90° from one another.



6-Gang Recessed

Increased power, data, and AV capacity is what the Hubbell SystemOne 6-gang recessed concrete floor box was designed to handle. Four styles allow the floor box to work within almost any commercial application to enhance connectivity. Rectangular and round covers are available in a variety of finishes that work with any aesthetic or finish.



10-Gang Recessed


With maximum capacity in a small footprint, the 10-gang box provides a uniform look with rectangular or round covers that are available in several finishes to complement existing décor. Electrical devices are mounted vertically and are mounted to the plate prior to securing it to the box. Two inch knockouts are designed into each box allowing for simple installation of AV cables with pre-connectorized heads and specific bend radius requirements.

Cover

- 180° cover opening
- Two large cable egress doors
- Listed to UL 514A and UL scrub water compliant
- Die cast aluminum cover construction
- Available in round, rectangular and furniture feed styles
- All covers are ADA compliant
- Post pour adjustment

Box

- 16 gauge galvanized sheet metal and cast iron construction
- Optional fusion-bonded, green epoxy paint for on-grade use
- 6" solid conductor ground pigtail in each gang
- 3" deep version accepts adapter (CFBHUB2) for 2" conduit
- Pre pour adjustment
- Meets UL 514A requirements and are UL scrubwater compliant
- Patented, labor saving, easy mount device plates



CR version is coated with fusion-bonded epoxy paint to help prevent corrosion and intended for on-grade use.

Family Look

Hubbell SystemOne recessed floor box line offers a common look regardless of capacity or installation. This simple concept ensures a consistent look throughout a building with rectangular or round covers. Round covers lend themselves to multi-story buildings, also using fire-rated poke-through devices.



A Covers



All SystemOne covers are ADA compliant. The doors open to 180° for maximum access. Cables and plugs are protected by recessed connections.



B One Screw, Three Fasteners

Pre-wired duplex or Style Line® receptacles with 8" stranded leads are installed into plates to allow for even more labor savings.



C Easy Mount Device Plates

The Easy Mount device plates allow for a device to be mounted to the plate and wired outside of the floor box. The device and plate assembly are then easily installed and secured with one stud that locates the plate and one screw to secure it.

This patented single screw device fastening method maximizes efficiency while reducing install time and comes standard with all device plates for 2-, 4- and 6-gang boxes.

To assist with the floor box selection process, please have the following information available:

Electrical Requirements

Power (each electrical device requires one gang)
Data/AV (consult manufacturers' specification for size/volume requirements), number required

Add up total number to determine needed capacity. If necessary capacity is not shown, round up to next size.

Example: 9-gang rounds up to a 10-gang floor box

Application

Above-grade (AG)
On-grade (OG)

Minimum concrete pour depth

Cover Style

Round
Rectangular

Once this information is gathered, start with Capacity below:

- 1 Capacity: select necessary box
- 2 Application: select the concrete pour depth and on-grade or above-grade application
- 3 Cover style: select round or rectangular cover
- 4 Locate intersecting point of all three categories and move to right to select the appropriate catalog number

		Application/Minimum Pour Depth 2												Steel	Corrosion Resistant	Cast Iron	Catalog No.	
		2½"		3"		3¼"		3¾"		5½"		6¼"						
		AG	OG	AG	OG	AG	OG	AG	OG	AG	OG	AG	OG					
Electrical Requirements (Capacity) 1	2-Gang	•												•			CFB2G25	
			•												•			CFB2G25CR
				•											•			CFB2G30
					•										•			CFB2G30CR
						•									•			CFB2G25R
							•								•			CFB2G25RCR
								•							•			CFB2G30R
								•						•			CFB2G30RCR	
	4-Gang	•													•			CFB4G25
			•												•			CFB4G25CR
				•											•			CFB4G30
					•										•			CFB4G30CR
						•									•			CFB4G25R
							•								•			CFB4G25RCR
								•							•			CFB4G30R
									•						•			CFB4G30RCR
										•					•			CFB4G30CI
										•				•			CFB4G30RCI	
	6-Gang			•											•			CFB6G30
					•										•			CFB6G30CR
						•									•			CFB6G30R
							•								•			CFB6G30RCR
	10-Gang									•					•			CFB10G55
											•				•			CFB10G55CR
												•			•			CFB10G55R
													•		•			CFB10G55RCR
			Rectangular	Rectangular	Round	Round	Rectangular	Round										
			Cover Style 3															

Select Appropriate Catalog No. 4

Benefits and Enhancements

Safety

- Flush flange available for tile, finished concrete or terrazzo
- Surface flange available for carpeted floors with 0.15 inch rise meets ADA requirements
- Hideaway egress doors fold under cover while in use
- 180° opening of main door

Functionality

- Cables and connections are protected by recessed functionality
- Open architecture sub-plate design
- Common door layout regardless of flange for harmonized look
- Meets UL 514A scrubwater requirements with ScrubShield® technology
- Easy selection with common look for all floor types

Value

- Enhance building décor with numerous finishes
- Increase durability and longevity with cast aluminum covers

Online Resources

- BIM models, customer drawings and technical specifications are available on hubbell.com



Concrete Pour Pocket Cap

This factory-installed, field-removable pour pocket cap provides a pocket in the final floor to accept the covers intended for terrazzo, tile, or finished concrete floor. The cap may not be used for carpet, wood or engineered floors.



Two-inch Conduit Ready

To meet expanding AV and data needs, the Hubbell SystemOne Recessed Floor Box line readily accepts 2" conduits with the use of a 2" threaded conduit hub. The offset design allows for less conduit lifting while threading and the hub mounting holes are asymmetrical for installation efficiency.



Corrosion Resistant Epoxy Paint

Intended for on-grade use, the CR version is coated with fusion-bonded epoxy paint to help prevent corrosion.



Dimensions

Inches (mm)

Style	Rectangular Cover		Round Cover	
Box Type	CFB2G30 CFB2G30CR	CFB2G25 CFB2G25CR	CFB2G30R CFB2G30RCR	CFB2G25R CFB2G25RCR
Standard Corrosion-Resistant (On-Grade)				
Recommended Pour Depth	3.50" (88.9)	3.00" (76.2)	3.75" (95.3)	3.25" (82.6)
Min. Depth of Pour	3.00" (76.2)	2.50" (63.5)	3.75" (95.3)	3.25" (82.6)
Adjustability	Fully	Fully	Fully	Fully
Cubic Inch (cm ³) Capacity per Gang	35.0 cu. in. (573.6 cm ³)	30.0 cu. in. (491.7 cm ³)	35.0 cu. in. (573.6 cm ³)	30.0 cu. in. (491.7 cm ³)
Dimensions – A	2.97" (75.3)	2.41" (61.1)	–	–
Dimensions – B	6.62" (168.1)	6.62" (168.1)	7.32" (185.9)	7.32" (185.9)
Dimensions – C	13.80" (350.3)	13.80" (350.3)	13.80" (350.3)	13.80" (350.3)
Dimensions – D	–	–	6.37" (161.7) TYP.	6.37" (161.7) TYP.
Dimensions – E	3.50" (88.9)	3.00" (76.2)	3.75" (95.3)	3.25" (82.6)
KO Trade Size: Ends	(2) 1/2", 3/4", (2) 3/4", 1", 1 1/4", 2"	(2) 1/2", 3/4", 1"	(2) 1/2", 3/4", (2) 3/4", 1", 1 1/4", 2"	(2) 1/2", 3/4", 1"
Sides	(4) 1/2", 3/4", 1", 1 1/4"	(4) 1/2", 3/4", 1"	(4) 1/2", 3/4", 1", 1 1/4"	(4) 1/2", 3/4", 1"
Bottom	(4) 1/2", 3/4", 1", 1 1/4"	(2) 1/2", 3/4", (2) 1", 1 1/4"	(4) 1/2", 3/4", 1", 1 1/4"	(2) 1/2", 3/4", (2) 1", 1 1/4"
Cover Family	Rectangular	Rectangular	Round	Round
Concrete Cover Included	✓	✓	✓	✓
2" Hub Compatible	✓		✓	

*Requires CFBHUB2 for 2" conduits

Rectangular Covers


- Compatible with CFB2G25, CFB2G25RCR, CFB2G30 and CFB2G30CR
- Two large cable egress doors and access 180° opening
- Maximum static load of 800lb with 2x safety factor*
- Surface style typical applications: carpet, VCT
- Flush style typical applications: tile, finished concrete and terrazzo floors

Finish	Surface Cover Flange Dimensions 11 1/16" x 7 9/16"			Flush Cover Flange Dimensions 10 1/16" x 6 3/16"		
	Without Insert	With Insert	Furniture Feed (1" and 2" Plugs)	Without Insert	With Insert	Furniture Feed (1" and 2" Plugs)
Aluminum Powder Coat	24GCCVRALU	24GCCVRALUC	24GCFFCVRALU	24GTCVRALU	24GTCVRALUC	24GTFFCVRALU
Black Powder Coat	24GCCVRBK	24GCCVRBK C	24GCFFCVRBK	24GTCVRBK	24GTCVRBK C	24GTFFCVRBK
Brass Powder Coat	24GCCVRBRS	24GCCVRBRS C	24GCFFCVRBRS	24GTCVRBRS	24GTCVRBRS C	24GTFFCVRBRS
Bronze Powder Coat	24GCCVRBRZ	24GCCVRBRZ C	24GCFFCVRBRZ	24GTCVRBRZ	24GTCVRBRZ C	24GTFFCVRBRZ
Satin Nickel Powder Coat	24GCCVRNK	24GCCVRNK C	24GCFFCVRNK	24GTCVRNK	24GTCVRNK C	24GTFFCVRNK

Round Covers

- Compatible with CFB2G25R, CFB2G25RCR, CFB2G30R and CFB2G30RCR
- Cover has a 7 1/2" outer diameter and two large cable egress doors and access 180° opening
- Maximum static load of 1000lb with 2x safety factor*

Finish	Flush Surface	Furniture Feed (3/4" and 2" Plugs)
Brushed Aluminum	CFBS1R6CVRALU	CFBS1R6FFCVRALU
Black Powder Coat	CFBS1R6CVRBLK	CFBS1R6FFCVRBLK
Brass Plated	CFBS1R6CVRBRS	CFBS1R6FFCVRBRS
Bronze Plated	CFBS1R6CVRBRZ	CFBS1R6FFCVRBRZ
Gray Powder Coat	CFBS1R6CVRGRY	CFBS1R6FFCVRGRY
Satin Nickel Plated	CFBS1R6CVRNKL	CFBS1R6FFCVRNKL



*Load applied through a 3" (76mm) mandrel in center of the cover.

ScrubShield
Complies with UL514 A & C



Dimensions

Inches (mm)

Style	Rectangular Cover		Round Cover		Cast Iron	
Box Type						
Standard	CFB4G30	CFB4G25	CFB4G30R	CFB4G25R	-	-
Corrosion-Resistant (On-grade)	CFB4G30CR	CFB4G25CR	CFB4G30RCR	CFB4G25RCR	-	-
Cast Iron	-	-	-	-	CFB4G30CI	CFB4G30RCI
Recommended Pour Depth	3.50" (88.9)	3.00" (76.2)	3.75" (95.3)	3.25" (82.6)	3.75" (95.3)	4.00" (101.6)
Min. Depth of Pour	3.00" (76.2)	2.50" (63.5)	3.75" (95.3)	3.25" (82.6)	3.25" (82.6)	4.00" (101.6)
Adjustability	Fully	Fully	Fully	Fully	Fully	Fully
Cubic Inch (cm ³) Capacity per Gang	32.5 cu. in. (532.6 cm ³)	26.5 cu. in. (434.3 cm ³)	32.5 cu. in. (532.6 cm ³)	26.5 cu. in. (434.3 cm ³)	30.0 cu. in. (491.7 cm ³)	30.0 cu. in. (491.7 cm ³)
Dimensions – A	3.00" (76.2)	2.50" (63.5)	-	-	3.20" (81.3)	-
Dimensions – B	11.20" (284.5)	11.20" (284.5)	11.20" (284.5)	11.20" (284.5)	11.44" (290.5)	11.44" (290.5)
Dimensions – C	12.09" (307.1)	12.09" (307.1)	12.09" (307.1)	12.09" (307.1)	13.19" (335.1)	13.19" (335.1)
Dimensions – D	-	-	8.37" (212.5) TYP.	8.37" (212.5) TYP.	-	8.37" (212.5) TYP.
Dimensions – E	3.50" (88.9)	3.00" (76.2)	3.75" (95.3)	3.25" (82.6)	3.70" (94.0)	4.00" (101.6)
KO Trade Size: Ends	(4) 3/4", 1", 1 1/4", 2"	(4) 1/2", 3/4", 1"	(4) 3/4", 1", 1 1/4", 2"	(4) 1/2", 3/4", 1"	(4) 1 1/2" NPT Thread	(4) 1 1/2" NPT Thread
Sides	(4) 1/2", 3/4", 1", 1 1/4"	(4) 1/2", 3/4", 1"	(4) 1/2", 3/4", 1", 1 1/4"	(4) 1/2", 3/4", 1"	(4) 3/4" NPT Thread	(4) 3/4" NPT Thread
Bottom	(4) 1/2", 3/4", 1", 1 1/4"	(4) 1/2", 3/4", 1"	(4) 1/2", 3/4", 1", 1 1/4"	(4) 1/2", 3/4", 1"		
Cover Family	Rectangular	Rectangular	Round	Round	Rectangular	Round
Concrete Cover Included	✓	✓	✓	✓	✓	✓
2" Hub Compatible	✓		✓			

*Requires CFBHUB2 for 2" conduits

Rectangular Covers

- Compatible with CFB4G25, CFB4G25CR, CFB4G30, CFB4G30CR and CFB4G30CI
- Two large cable egress doors and access 180° opening
- Maximum static load of 8000lb with 2x safety factor*
- Surface style typical applications: carpet, VCT
- Flush style typical applications: tile, finished concrete and terrazzo floors

Surface Cover Flange Dimensions 11 1/16" x 7 3/16"

Flush Cover Flange Dimensions 10 1/16" x 6 3/16"



Finish	Surface Cover Flange Dimensions 11 1/16" x 7 3/16"			Flush Cover Flange Dimensions 10 1/16" x 6 3/16"		
	Without Insert	With Insert	Furniture Feed (1" and 2" Plugs)	Without Insert	With Insert	Furniture Feed (1" and 2" Plugs)
Aluminum Powder Coat	24GCCVRALU	24GCCVRALUC	24GCFFCVRALU	24GTCVRALU	24GTCVRALUC	24GTFFCVRALU
Black Powder Coat	24GCCVRBK	24GCCVRBK	24GCFFCVRBK	24GTCVRBK	24GTCVRBK	24GTFFCVRBK
Brass Powder Coat	24GCCVRBRS	24GCCVRBRS	24GCFFCVRBRS	24GTCVRBRS	24GTCVRBRS	24GTFFCVRBRS
Bronze Powder Coat	24GCCVRBRZ	24GCCVRBRZC	24GCFFCVRBRZ	24GTCVRBRZ	24GTCVRBRZC	24GTFFCVRBRZ
Satin Nickel Powder Coat	24GCCVRNK	24GCCVRNK	24GCFFCVRNK	24GTCVRNK	24GTCVRNK	24GTFFCVRNK

Round Covers

- Compatible with CFB4G25R, CFB4G25RCR, CFB4G30R, CFB4G30RCR and CFB4G30RCI
- Cover has a 9 1/2" outer diameter and two large cable egress doors and access 180° opening
- Maximum static load of 10000lb with 2x safety factor*

Finish	Flush Surface
Brushed Aluminum	CFBS1R8CVRALU
Black Powder Coat	CFBS1R8CVRBLK
Brass Plated	CFBS1R8CVRBRS
Bronze Plated	CFBS1R8CVRBRZ
Gray Powder Coat	CFBS1R8CVRGRY
Satin Nickel Plated	CFBS1R8CVRNKL



*Load applied through a 3" (76mm) mandrel in center of the cover.

Complies with UL514 A & C

Dimensions

Inches (mm)

Style	Rectangular Cover		Round Cover	
Box Type	CFB6G30	-	CFB6G30R	-
Standard Corrosion-Resistant (On-Grade)	-	CFB6G30CR	-	CFB6G30RCR
Recommended Pour Depth	3.50" (88.9)	3.50" (88.9)	3.75" (95.3)	3.75" (95.3)
Min. Depth of Pour	3.00" (76.2)	3.00" (76.2)	3.75" (95.3)	3.75" (95.3)
Adjustability	Fully	Fully	Fully	Fully
Cubic Inch (cm ³) Capacity per Gang	33.0 cu. in./89.0 cu. in. (540 cm ³ /1458 cm ³)	33.0 cu. in./89.0 cu. in. (540 cm ³ /1458 cm ³)	33.0 cu. in./89.0 cu. in. (540 cm ³ /1458 cm ³)	33.0 cu. in./89.0 cu. in. (540 cm ³ /1458 cm ³)
Dimensions – A	3.00" (76.2)	3.00" (76.2)	-	-
Dimensions – B	18.42" (467.9)	18.42" (467.9)	18.42" (467.9)	18.42" (467.9)
Dimensions – C	11.54" (293.0)	11.54" (293.0)	11.54" (293.0)	11.54" (293.0)
Dimensions – D	-	-	8.37" (212.5) TYP.	8.37" (212.5) TYP.
Dimensions – E	3.50" (88.9)	3.50" (88.9)	3.75" (95.3)	3.75" (95.3)
KO Trade Size: Ends	(4) 3/4", 1", 1 1/4", 1 1/2"	(4) 3/4", 1", 1 1/4", 1 1/2"	(4) 3/4", 1", 1 1/4", 1 1/2"	(4) 3/4", 1", 1 1/4", 1 1/2"
Sides	(8) 3/4", 1", 1 1/4", 2"	(8) 3/4", 1", 1 1/4", 2"	(8) 3/4", 1", 1 1/4", 2"	(8) 3/4", 1", 1 1/4", 2"
Bottom	(4) 3/4", 1", 1 1/4", 1 1/2", (4) 1/2", 3/4"	(4) 3/4", 1", 1 1/4", 1 1/2", (4) 1/2", 3/4"	(4) 3/4", 1", 1 1/4", 1 1/2", (4) 1/2", 3/4"	(4) 3/4", 1", 1 1/4", 1 1/2", (4) 1/2", 3/4"
Cover Family	Rectangular	Rectangular	Round	Round
Concrete Cover Included	✓	✓	✓	✓
2" Hub Compatible	✓	✓	✓	✓

*Requires CFBHUB2 for 2" conduits.

Rectangular Covers

- Compatible with CFB6G30 and CFB6G30CR
- Two large cable egress doors and access 180° opening
- Maximum static load of 1500lb with 2x safety factor*

Finish	Surface Cover Flange Dimensions 11 1/2" x 10"		Flush Cover Flange Dimensions 10 1/2" x 9"	
	Without Insert	With Insert	Without Insert	With Insert
Aluminum Powder Coat	610GCCVRALU	610GCCVRALUC	610GTCVRALU	610GTCVRALUC
Black Powder Coat	610GCCVRBK	610GCCVRBK C	610GTCVRBK	610GTCVRBK C
Brass Powder Coat	610GCCVRBRS	610GCCVRBRSC	610GTCVRBRS	610GTCVRBRSC
Bronze Powder Coat	610GCCVRBRZ	610GCCVRBRZC	610GTCVRBRZ	610GTCVRBRZC
Satin Nickel Powder Coat	610GCCVRNK	610GCCVRNK C	610GTCVRNK	610GTCVRNK C

Round Covers

- Compatible with CFB6G30R and CFB6G30RCR
- Two large cable egress doors and access 180° opening
- Maximum static load of 1000lb with 2x safety factor*

Finish	Surface		
Brushed Aluminum	CFBS1R8CVRALU		
Black Powder Coat	CFBS1R8CVRBLK		
Brass Plated	CFBS1R8CVRBRS		
Bronze Plated	CFBS1R8CVRBRZ		
Gray Powder Coat	CFBS1R8CVRGRY		
Satin Nickel Plated	CFBS1R8CVRNKL		

*Load applied through a 3" (76mm) mandrel in center of the cover.

ScrubShield
Complies with UL514 A & C



Plates for use in 2-, 4- and 6-Gang Floor Boxes

UL 514A listed

Plate Style	(1) Decorator Opening	(1) Duplex Opening	(2) Extron® MAAP Openings	(2) Extron® Openings
Catalog No.	FBMPREC	FBMPDUP	FBMPMAAP	FBMPAAP
Plate Style	(2) 1U Hubbell iSTATION Openings	(1) 1.5U Hubbell iSTATION Opening	(1) Simplex Opening 1.40" Diameter	(1) Twist-Lock® Opening 1.60" Diameter
Catalog No.	FBMP2IM	FBMP15IM	FBMP139	FBMP156
Plate Style	1-Gang Blank	Cable Feed Through with Bushing	(1) Opening for TracJack® or Series II®	(1) Opening with Hubbell ISF6 Frame for Keystone Jacks
Catalog No.	FBMPBNK	FBMPFT	FBMPTRAC	FBMP6KS

Pre-Wired Device Plates

- Reduces wiring and installation times
- 8" stranded leads mounted to the face plate

Description	Type	15A	20A
Duplex, Gray	Standard Tamper-Resistant	PWFBMPCR15GRY PWFBMPCR15GRYTR	PWFBMPCR20GRY PWFBMPCR20GRYTR
Decorator, Gray	Standard Tamper-Resistant	PWFBMPDR15GRY PWFBMPDR15GRYTR	PWFBMPDR20GRY PWFBMPDR20GRYTR

Accessories

Description		Catalog No.	
2" threaded zinc hub for use with CFB2G30, CFB4G30 and CFB6G30 series floor boxes; replaces CFBKOPLATE and CFBKOPLATECR		CFBHUB2	
Replacement knock-out plate	Standard Epoxy Coating	CFBKOPATE CFBKOPATECR	
Finished floor height adjustment ring (increase post pour adjustment); use with CFBS1R6 cover series	0 – 1/4" 1/4" – 1/2" 1/2" – 3/4"	CFB6RCVRR1 CFB6RCVRR2 CFB6RCVRR3	
Finished floor height adjustment ring (increase post pour adjustment); use with CFBS1R8 cover series	0 – 1/4" 1/4" – 1/2" 1/2" – 3/4"	CFB8RCVRR1 CFB8RCVRR2 CFB8RCVRR3	
2 and 4-gang rectangular pre-pour 1/2" extension caps (2-pack)		24GEXTENDCAP2PK	

Extron is a registered trademark of Extron Electronics. Crestron is a registered trademark of Crestron Electronics, Inc. FSR is a registered trademark of FSR Inc. TracJack, Series II and Ortronics are registered trademarks of Ortronics/Legrand.

ScrubShield
Complies with UL514 A & C

Dimensions

Inches (mm)

Style	Rectangular Cover		Round Cover	
Box Type				
Standard Corrosion-Resistant (On-Grade)	CFB10G55	- CFB10G55CR	CFB10G55R	- CFB10G55RCR
Recommended Pour Depth	6.09" (154.2)	6.09" (154.2)	6.31" (160.2)	6.31" (160.2)
Min. Depth of Pour	5.59" (142.0)	5.59" (142.0)	6.31" (160.2)	6.31" (160.2)
Adjustability	Fully	Fully	Fully	Fully
Cubic Inch (cm ³) Capacity per Gang	25/50/71 cu. in. (409.7/819.4/1163.5 cm ³)	25/50/71 cu. in. (409.7/819.4/1163.5 cm ³)	25/50/71 cu. in. (409.7/819.4/1163.5 cm ³)	25/50/71 cu. in. (409.7/819.4/1163.5 cm ³)
Dimensions – A	5.59" (142.0)	5.59" (142.0)	-	-
Dimensions – B	10.96" (278.4)	10.96" (278.4)	10.96" (278.4)	10.96" (278.4)
Dimensions – C	12.09" (307.0)	12.09" (307.0)	12.09" (307.0)	12.09" (307.0)
Dimensions – D	-	-	8.37" (212.5) TYP.	8.37" (212.5) TYP.
Dimensions – E	6.09" (154.7)	6.09" (154.7)	6.31" (160.2)	6.31" (160.2)
KO Trade Size: Ends	(2) 1/2", 3/4", (2) 3/4", 1", 1 1/4", 1 1/2", (2) 1", 1 1/4", 1 1/2", 2"	(2) 1/2", 3/4", (2) 3/4", 1", 1 1/4", 1 1/2", (2) 1", 1 1/4", 1 1/2", 2"	(1) 1/2", 3/4", (1) 3/4", 1", 1 1/4", 1 1/2", (1) 1", 1 1/4", 1 1/2", 2"	(1) 1/2", 3/4", (1) 3/4", 1", 1 1/4", 1 1/2", (1) 1", 1 1/4", 1 1/2", 2"
Sides	(4) 3/4", 1", 1 1/4", 1 1/2"	(4) 3/4", 1", 1 1/4", 1 1/2"	(2) 3/4", 1", 1 1/4", 1 1/2"	(2) 3/4", 1", 1 1/4", 1 1/2"
Bottom	(2) 1/2", 3/4", (4) 1/2", 3/4", 1", 1 1/4"	(2) 1/2", 3/4", (4) 1/2", 3/4", 1", 1 1/4"	(2) 1/2", 3/4", (4) 1/2", 3/4", 1", 1 1/4"	(2) 1/2", 3/4", (4) 1/2", 3/4", 1", 1 1/4"
Cover Family	Rectangular	Rectangular	Round	Round
Concrete Cover Included	✓	✓	✓	✓
2" Hub Compatible				

*Use with FB10MPNEMA2XG and/or FB10MPNEMA4G for 8-gang configuration

Rectangular Covers

- Compatible with CFB10G55 and CFB10G55CR
- Two large cable egress doors and access 180° opening
- Maximum static load of 1500lb with 2x safety factor**
- Surface style typical applications: carpet, VCT
- Flush style typical applications: tile, finished concrete and terrazzo floors

Finish	Surface Cover Flange Dimensions 11 1/2" x 10"		Flush Cover Flange Dimensions 10 1/2" x 9"	
	Without Insert	With Insert	Without Insert	With Insert
Aluminum Powder Coat	610GCCVRLU	610GCCVRLUC	610GTCVRLU	610GTCVRLUC
Black Powder Coat	610GCCVRBK	610GCCVRBKC	610GTCVRBK	610GTCVRBKC
Brass Powder Coat	610GCCVRBRS	610GCCVRBRSC	610GTCVRBRS	610GTCVRBRSC
Bronze Powder Coat	610GCCVRBRZ	610GCCVRBRZC	610GTCVRBRZ	610GTCVRBRZC
Satin Nickel Powder Coat	610GCCVRNK	610GCCVRNKC	610GTCVRNK	610GTCVRNKC

Round Covers

- Compatible with CFB10G55R and CFB10G55RCR
- Two large cable egress doors and access 180° opening
- Maximum static load of 1000lb with 2x safety factor**

Finish	Surface	
Brushed Aluminum	CFBS1R8CVRALU	
Black Powder Coated	CFBS1R8CVRBLK	
Brass Plated	CFBS1R8CVRBRS	
Bronze Plated	CFBS1R8CVRBRZ	
Gray Powder Coat	CFBS1R8CVRGRY	
Satin Nickel Plated	CFBS1R8CVRNKL	

**Load applied through a 3" (76mm) mandrel in center of the cover



Complies with UL514 A & C



FB10 Series Plates

Plate Style	(1) Decorator Opening	(1) Duplex Opening	Blank	Decorator Opening Plate Including Hubbell ISF6GY	(2) Openings to Accommodate (6) Ortronics TrackJack®	
Catalog No.	FB10MPREC	FB10MPDUP	FB10MPBNK	FB10MPKEY	FB10MPTRAC	
Plate Style	(2) Decorator	(2) Duplex	(4) Extron® MAAP Modules	(4) Extron® AAP Modules	For (6) 1U Hubbell iSTATION Modules	(1) Feed-through Opening with Bushing
Catalog No.	FB10MP2A	FB10MP2E	FB10MPMAAP	FB10MPAAP	FB10MP2B	FB10MPFT
Plate Style	(1) Twist-Lock® Opening 1.60 in. Dia. (Uses 2 Gangs)	(1) Simplex Opening 1.40 in. Dia. (Uses 2 Gangs)		(2) Twist-Lock® Opening 1.60 in. Dia. (Uses 3 Gangs)	(2) Simplex Opening 1.40" Dia. (Uses 3 Gangs)	
Catalog No.	FB10TLA	FB10TLX		FB10TLB	FB10TLY	
Plate Style	(3) Twist-Lock® Opening 1.60 in. Dia. (Uses 5 Gangs)	(3) Simplex Opening 1.40 in. Dia. (Uses 5 Gangs)		(2) 2-Gang; Meets NEMA Spacing; Ideal for Crestron® DM –TX Product and Power (Uses 5 Gangs)	(4) Single Service Openings Utilizing NEMA Wallplate (Uses 5 Gangs)	
Catalog No.	FB10TLC	FB10TLZ		FB10MPNEMA2XG	FB10MPNEMA4G	

Pre-Wired Device Plates

- Reduces wiring and installation times
- 8" stranded leads mounted to the face plate

Description	Type	15A	20A
Duplex, Gray	Standard Tamper-Resistant	PWFBMPCR15GRY PWFBMPCR15GRYTR	PWFBMPCR20GRY PWFBMPCR20GRYTR
Decorator, Gray	Standard Tamper-Resistant	PWFBMPDR15GRY PWFBMPDR15GRYTR	PWFBMPDR20GRY PWFBMPDR20GRYTR

Accessories

Description		Catalog No.	
Replacement wire-way, used to pass wires from one compartment to the other, for use in CFB10G55/CR rectangular boxes		CFB10WW	
Finished floor height adjustment ring (increase post pour adjustment); use with CFB51R8CVR cover series	0 – 1/4" 1/4" – 1/2" 1/2" – 3/4"	CFB8RCVRR1 CFB8RCVRR2 CFB8RCVRR3	
2 and 4-gang rectangular pre-pour 1/2" extension caps (2-pack)		610GEXTENDCAP2PK	
Replacement spacer around wire-way		FB10MPX	

Extron is a registered trademark of Extron Electronics. Crestron is a registered trademark of Crestron Electronics, Inc. FSR is a registered trademark of FSR Inc. TrackJack, Series II and Ortronics are registered trademarks of Ortronics/Legrand.




Complies with UL514 A & C




Non-Metallic

Non-corrosive plastic parallel conduit hubs reduce labor and material cost, facilitating easier wire pull.




Cast Iron

Corrosion resistant for on-grade applications.



Stamped Steel

Economical and light weight for above-grade applications.



Stamped Steel AV

Accommodates high-capacity multimedia applications including an oversized 1½" NPT threaded data hub.

Specifications



- Minimum pour depth 3" (S1PFB) or 3½" (S1CFB, S1SFB, S1SFBV)
- Standard 1" power entry
- Approved for use in City of Chicago



Common Theme

Same covers for both floor boxes and fire-rated poke-throughs.



Universal Wiring

Hubbell 4x4: four 20 Amp, 125 Volt receptacles and four keystone openings for category rated applications.



Low Profile

Flange meets ADA requirements; hinged doors open 180 degrees.

Dimensions Inches (mm)

Inches (mm)	Cast Iron	Steel	Steel AV	Non-Metallic
	S1CFB*	S1SFB*	S1SFBAV*	S1PFB**
Min. Depth of Pour	3.50" (89)	3.50" (89)	3.50" (89)	3.00" (76)
Adjustability	Fully	Fully	Fully	Fully
Cubic Inch (cm ³) Capacity	156.0 in ³ (2556 cm ³)	175.7 in ³ (2879 cm ³)	177.5 in ³ (2909 cm ³)	100 in ³ (1639 cm ³)
Dimensions – A	3.00" (76)	3.00" (76)	3.00" (76)	6.00" (152)
Dimensions – B	7.00" (178)	6.75" (171)	6.75" (171)	5.58" (142)
Dimensions – C	7.38" (187)	7.38" (187)	7.38" (187)	7.08" (179)
Dimensions – D (Inside Diameter)	5.00" (127)	5.00" (127)	5.00" (127)	5.00" (127)
Power Entries	(2) 1" NPT Threaded	(2) ¾", 1"	(2) ¾", 1"	(2) ¾", 1"
Data Entries	(2) 1½" NPT Threaded	(2) ¾", 1", 1¼"	(2) 1½" NPT Threaded	(2) ¾", 1", 1¼", 1½"
Concrete Cover Included	✓	✓	✓	✓
Closure Plugs Included	✓		✓	✓
Accepts Hubbell SystemOne Universal Cover	✓	✓	✓	✓
Cover Mounting Clips Included	✓	✓	✓	✓
Non-Metallic Low Voltage Divider Included (S1DIV1)	✓	✓	✓	✓

*S1CFB, S1SFB and S1SFBAV are approved for use in the City of Chicago.
Note: UL File Number E92074



Hubbell SystemOne Covers

Color	Carpet Catalog Number	Tile Catalog Number
Aluminum Finish	① S1CFCAL	② S1TFCAL
Brass Finish	S1CFCBRS	S1TFCBRS
Black	S1CFCBL	S1TFCBL
Gray	S1CFCGY	S1TFCGY
Ivory	S1CFICI	S1TFCI

















Floor Box Accessories

Description	Catalog No.
Abandonment plate, black	③ S1AP4BL
Abandonment plate, gray	S1AP4GY
Replacement side by side divider	S1DIV1
1½" threaded hub	④ S1AVHUB15*
Replacement universal cover mounting clips	⑤ S1FBCLIP5PK

*For use with S1SFBAV only. Permits feed-through applications. S1SFBAV floor box includes one (1) threaded hub.

ScrubShield
Complies with UL514 A & C

Concrete

Description	Catalog No.	Description	Catalog No.	Description	Catalog No.
Style Line® Decorator/GFCI (2) Style Line decorator openings for power and/or datacom applications	 S1SP	Duplex/Duplex (2) duplex openings for power and/or datacom applications	 S1SPDU	Duplex/Style Line® Decorator (1) duplex and (1) Style Line decorator opening for power and/or datacom applications	 S1SPDUSL
③ Non-Metallic ③.5 Metal		③ Non-Metallic ③.5 Metal		③ Non-Metallic ③.5 Metal	
Hubbell 4 X 4 (4) 20A, 125V receptacles, (4) keystone openings for Hubbell jacks or flush AV connectors; power can be wired as single or two circuit with isolated ground capability	 S1SP4X4	Carpet Furniture Feed Cover/Flange* (1) 3/4" and (1) 1 1/2" NPT access holes for power and/or datacom applications; universal cover not required; includes carpet flange	 S1SPFFAL S1SPFFBRS S1SPFFBL S1SPFFGY	Tile Furniture Feed Cover/Flange* (1) 3/4" and (1) 1 1/2" NPT access holes for power and/or datacom applications; universal cover not required; includes tile flange	 S1SPFFAL S1SPFFBRS S1SPFFBL S1SPFFGY
Provided with 15' wire leads Provided with 30' wire leads	S1SP4X415 S1SP4X430	Aluminum Fin. Brass Fin. Black Gray		Aluminum Fin. Brass Fin. Black Gray	S1SPFFAL S1SPFFBRS S1SPFFBL S1SPFFGY
④		③ Non-Metallic ③.5 Metal		③ Non-Metallic ③.5 Metal	
Single Receptacle + Data Opening for 20 or 30A Twist-Lock® receptacle (1.56" OD) and (2) keystone openings for Hubbell jacks or flush AV connectors	 S1SPTL	Hubbell DataCom + Power (1) 20A, 125V receptacle and 3 unit recessed Hubbell iSTATION opening for data, voice and AV applications	 S1SP3IM	Hubbell DataCom + Duplex (1) duplex opening, (2) flush keystone openings and 1.5 unit recessed Hubbell iSTATION opening for data, voice and AV applications	 S1SPDU2IM
④		⑤		⑤	
Hubbell DataCom + Style Line® Decorator (1) Style Line decorator opening, (2) flush keystone openings and 1.5 unit recessed Hubbell iSTATION opening for data, voice and AV applications	 S1SPSL2IM	Hubbell DataCom 1 unit flush Hubbell iSTATION opening and 3 unit recessed Hubbell iSTATION opening for data, voice and AV applications	 S1SP4IM	Active Multimedia + Power Single 20A, 125V receptacle, (2) flush keystone openings, (1) rectangular Style Line® decorator opening to accommodate active multimedia modules or low voltage outlet frames	 S1SPAMM20
⑤		③.5		⑤	
Extron® or FSR + Power (1) 20A, 125V receptacle, recessed opening for (3) single Extron® MAAP series adapter plates or FSR IPS plates	 S1SPEXT1	Extron® or FSR + Power (1) 20A, 125V receptacle, recessed opening for (1) single Extron MAAP and (2) single AAP series adapter plates or FSR IPS plates	 S1SPEXT2	Extron® or FSR Single-Service Recessed opening for (2) single Extron MAAP and (2) single AAP series adapter plates or FSR IPS plates	 S1SPEXT3
④		④		④.5	
Extron® AAP + Power (1) 20A, 125V receptacle, (2) flush keystone and recessed openings for (2) single Extron AAP Series adapter plates	 S1SPEXT4				
④					

⊖ Signifies minimum depth of concrete pour in inches for Metal Floor Boxes (S1CFB, S1SFB and S1SFBAV) and Non-Metallic Floor Box (S1PFB).
*Furnished with two screw-in flexible metal conduit connectors.

Replacement Threaded Conduit Plugs

Description	Color			
	Aluminum Finish	Brass Finish	Black	Gray
1 1/2" plug	S1FP15AL	S1FP15BRS	S1FP15BL	S1FP15GY
3/4" plug	S1FP34AL	S1FP34BRS	S1FP34BL	S1FP34GY



See R2 for color chart. Used with S1SPFFxx and S1SPFFTx only. Sub-plate is supplied with plugs.

SECTION R DELIVERY

Extron is a registered trademark of Extron Electronics.

ScrubShield®
Complies with UL514 A & C

Dimensions		Inches (mm)			
Style	CFB7G Series		CFB11G Series		
	7-Gang		11-Gang		
	CFB7G4	CFB7G6	CFB11G4	CFB11G6	
Min. Depth of Pour	4.08" (104)	6.08" (154)	4.08" (104)	6.08" (154)	
Adjustability	Before Pour	Before Pour	Before Pour	Before Pour	
Dimensions:	A	6.08" (154)	4.08" (104)	6.08" (154)	
	B	10.0" (254)	13.5" (343)	13.5" (343)	
	C	12.2" (310)	12.2" (310)	12.2" (310)	
Trade Size Knockouts:					
Sides	(4) 1", 1¼"	(4) 1", 1¼", 1½"	(4) 1", 1¼"	(4) 1", 1¼", 1½"	
Back	(1) 1", 1¼", 1½", (1) 2"	(1) 1", 1¼", 1½", (1) 2"	(2) 1", 1¼", 1½", (1) 2"	(2) 1", 1¼", 1½", (1) 2"	
Front	(2) 1", 1¼", 1½"	(2) 1", 1¼", 1½"	(2) 1", 1¼", 1½", (2) ¾", 1"	(2) 1", 1¼", 1½", (2) ¾", 1"	
Bottom	(4) 1", 1¼", 1½"	(4) 1", 1¼", 1½"	(5) 1", 1¼", 1½", (2) ¾", 1"	(5) 1", 1¼", 1½", (2) ¾", 1"	
Side View: Depth Behind Mounting Plate	X: 1.01" Y: 2.41" Z: 3.51"	X: 2.37" Y: 3.77" Z: 3.65"	X: 1.02" Y: 2.42" Z: 3.50"	X: 2.37" Y: 3.81" Z: 3.72"	
Accepts Industry Standard Size Wallplates (Sold Separately)	(1) 1-Gang (1) 2-Gang (1) 4-Gang	(1) 1-Gang (1) 2-Gang (1) 4-Gang	(2) 1-Gang (1) 3-Gang (1) 6-Gang	(2) 1-Gang (1) 3-Gang (1) 6-Gang	
Interior Configuration					

Note: UL File Number E31999; CSA File Number LR18416



On-Grade Barrier

Intended for use on installations at grade level; installed prior to the concrete pour and provides a barrier between the soil; ① **CFBOGPAN4** on-grade barrier comes with leveling feet and anchor points; pour pan dimensions are 15.75in²/4" depth

Floor Box Covers

	CFB7G Series			CFB11G Series		
Flange and cover; Beveled edge for carpet	¼" Edging	Aluminum	② CFB7CVRALU	¼" Edging	Aluminum	③ CFB11CVRALU
		Brass	CFB7CVRBRS		Brass	CFB11CVRBRS
Flange and cover; Square edge for tile	½" Edging	Aluminum	CFB7TALU	¼" Edging	Aluminum	CFB11TALU
		Brass	CFB7TBRS		Brass	CFB11TBRS
Flange and cover	No Edging	Black	④ CFB7CVRCLBK	No Edging	Black	CFB11CVRCLBK
		Stainless Steel	CFB7CVRCSS		Stainless Steel	⑤ CFB11CVRCSS

Note: Covers provide a recess for floor covering insert.

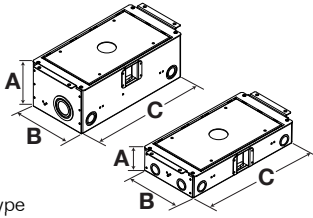
Complies with UL514 A & C

For Use in Raised Access or Wood Floors

Inches (mm)

AFB series boxes are available from our factory as pre-wired assemblies with CONNEXION modular plug-n-play system

Style



Box Type

	AFB2G50 AFB2G50CHI	AFB2G25 AFB2G25CHI
Standard Chicago (No Knockouts)		
Minimum Depth from Top of Floor Tile	5.32" (135.1)	2.88" (73.2)
Cubic Inch (cm ³) Capacity per Gang	60 cu. in. (980 cm ³)	30 cu. in. (491.7 cm ³)
Furniture Feed; Cubic Inches (cm ³) Capacity per Chamber	135 cu. in. (2212.2 cm ³)	78 cu. in. (1288.3 cm ³)
Dimensions – A	5.12" (130.1)	2.68" (68.2)
Dimensions – B	6.32" (160.5)	6.32" (160.5)
Dimensions – C	12.82" (325.6)	12.82" (325.6)
KO Trade Size:		
Ends	(2) 1/2", (2) 1", 1 1/4", 1 1/2", 2"	(4) 1/2", 3/4"
Sides	(4) 1/2", 3/4", 1", 1 1/4"	(4) 1/2", 3/4"
Bottom	(4) 1/2", 3/4", 1", 1 1/4"	(2) 1/2", 3/4", (2) 1", 1 1/4"
Cover Family	Rectangular	Rectangular
Temporary Cover Included	✓	✓

Rectangular Covers (For use with raised access tile and wood floors)

- Die cast construction available in five finishes
- Furniture feed includes (1) 2-inch conduit hub and (1) 1-inch conduit hub with reducer to 3/4 inch
- Maximum static load of 800lb with 2x safety factor*

Cover Dimensions 15" x 8 3/4"



Finish	Surface	Surface with Insert	Furniture Feed
Aluminum Powder Coat	2GAFBCVRALU	2GAFBCVRALUC	2GAFBFFCVRALU
Black Powder Coat	2GAFBCVRBK	2GAFBCVRBK	2GAFBFFCVRBK
Brass Powder Coat	2GAFBCVRBRS	2GAFBCVRBRSC	2GAFBFFCVRBRS
Bronze Powder Coat	2GAFBCVRBRZ	2GAFBCVRBRZC	2GAFBFFCVRBRZ
Satin Nickel Powder Coat	2GAFBCVRNK	2GAFBCVRNKC	2GAFBFFCVRNK

*Load applied through a 3" (76mm) mandrel in center of the cover

Plates for Use in 2, 4 and 6-Gang Floor Boxes

UL 514A listed

Plate Style	(1) Decorator Opening	(1) Duplex Opening	(2) Extron® MAA P Openings	(2) Extron® Openings	(2) 1U Hubbell iSTATION Openings	(1) 1.5U Hubbell iSTATION Opening
Cat. No.	FBMPREC	FBMPDUP	FBMPMAAP	FBMPAAP	FBMP2IM	FBMP15IM
Image						
Plate Style	(1) Simplex Opening 1.40" Diameter	(1) Twist-Lock® Opening 1.60" Diameter	1-Gang Blank	Cable Feed Through with Bushing	(1) Opening for TracJack® or Series II®	(1) Opening with Hubbell ISF6 Frame for Keystone Jacks
Cat. No.	FBMP139	FBMP156	FBMPBNK	FBMPFT	FBMPTRAC	FBMP6KS
Image						

Extron is a registered trademark of Extron Electronics. Crestron is a registered trademark of Crestron Electronics, Inc. FSR is a registered trademark of FSR Inc. TracJack, Series II and Ortronics are registered trademarks of Ortronics/Legrand.

ScrubShield®
Complies with UL514 A & C

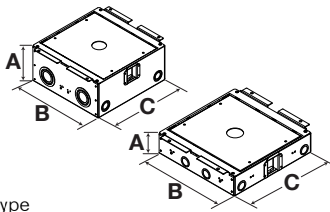


For Use in Raised Access or Wood Floors

Inches (mm)

AFB series boxes are available from our factory as pre-wired assemblies with CONNEXION modular plug-n-play system

Style



Box Type

Standard Chicago (No Knockouts)	AFB4G50 AFB4G50CHI	AFB4G25 AFB4G25CHI
Minimum Depth from Top of Floor Tile	5.37" (136.4)	2.88" (73.2)
Cubic Inch (cm ³) Capacity per Gang	57.5 cu. in. (940 cm ³)	26.5 cu. in. (434.3 cm ³)
Dimensions – A	5.18" (131.4)	2.69" (68.3)
Dimensions – B	11.11" (282.2)	11.11" (282.2)
Dimensions – C	10.90" (276.9)	10.90" (276.9)
KO Trade Size:	Ends Sides Bottom	(4) 1/2", (4) 1", 1 1/4", 1 1/2", 2" (4) 1/2", 3/4", 1", 1 1/4" (4) 1/2", 3/4", 1", 1 1/4"
Cover Family	Rectangular	Rectangular
Temporary Cover Included	✓	✓

Rectangular Covers (For use with raised access tile and wood floors)

- Die cast construction available in five finishes
- UL 514A listed
- Maximum static load of 1500lb with 2x safety factor*

Cover Dimensions 13" x 13 1/4"



Finish	Flush Surface	With Insert
Aluminum Powder Coat	4GAFBCVRLUC	4GAFBCVRLUC
Black Powder Coat	4GAFBCVRBK	4GAFBCVRBK
Brass Powder Coat	4GAFBCVRBRS	4GAFBCVRBRS
Bronze Powder Coat	4GAFBCVRBRZ	4GAFBCVRBRZ
Satin Nickel Powder Coat	4GAFBCVRNK	4GAFBCVRNK

*Load applied through a 3" (76mm) mandrel in center of the cover

Plates for Use in 2, 4 and 6-Gang Floor Boxes

UL 514A listed

Plate Style	(1) Decorator Opening	(1) Duplex Opening	(2) Extron® MAAP Openings	(2) Extron® Openings	(2) 1U Hubbell iSTATION Openings	(1) 1.5U Hubbell iSTATION Opening
Cat. No.	FBMPREC	FBMPDUP	FBMPMAAP	FBMPAAP	FBMP2IM	FBMP15IM
Plate Style	(1) Simplex Opening 1.40" Diameter	(1) Twist-Lock® Opening 1.60" Diameter	1-Gang Blank	Cable Feed Through with Bushing	(1) Opening for TracJack® or Series II®	(1) Opening with Hubbell ISF6 Frame for Keystone Jacks
Cat. No.	FBMP139	FBMP156	FBMPBNK	FBMPFT	FBMPTRAC	FBMP6KS

Extron is a registered trademark of Extron Electronics. Crestron is a registered trademark of Crestron Electronics, Inc. FSR is a registered trademark of FSR Inc. TracJack, Series II and Ortronics are registered trademarks of Ortronics/Legrand.

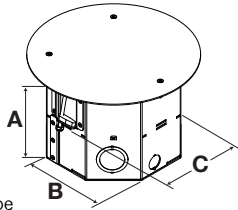
Complies with UL514 A & C

For Use in Raised Access or Wood Floors

Inches (mm)

AFB series boxes are available from our factory as pre-wired assemblies with CONNEXION modular plug-n-play system

Style



Box Type

Round	RAFB4BASE
Min. Depth from Top of Floor Tile	6.47" (164.3)
Cu. In. (cm ³) Capacity per Gang	28.5 cu. in. (460 cm ³)
Dimensions – A	6.41" (162.9)
Dimensions – B	7.33" (186.2)
Dimensions – C	8.05" (204.6)
KO Trade Size:	Sides (2) 1/2" (2) 3/4", 1 1/2" Concentric, (2) 1", 1 1/4" Concentric Bottom (1) 1 1/2", 2" (1) 3/4", 1" Concentric, (1) 3/4", 1", 1 1/4" Concentric
Floor Thickness	.71" (19.1) - 2.50" (63.5)
Temporary Cover Included	✓
ADA	Flange thickness is 1/8" thick and complies with ADA requirements

RAFB4 Series Round Floor Box with Cover

Includes: RAFB4BASE and 8" cover



Cover Finish	Catalog No.
Brushed Aluminum	RAFB4ALU
Black Powder Coat	RAFB4BLK
Brass Plated	RAFB4BRS
Bronze Plated	RAFB4BRZ
Satin Nickel Plated	RAFB4NKL

8 Inch Round Covers*

Round covers are suitable for use with all floor types

Finish	Catalog No.
Brushed Aluminum	CFBS1R8CVRALU
Black Powder Coat	CFBS1R8CVRBLK
Brass Plated	CFBS1R8CVRBRS
Bronze Plated	CFBS1R8CVRBRZ
Gray Powder Coat	CFBS1R8CVRGRY
Satin Nickel Plated	CFBS1R8CVRNKL



*Load applied through a 3" (76mm) mandrel in center of the cover.

RAFB4 Series Plates

Finish is Powder Coat White

Plate Style	(1) Decorator	(1) Duplex	(1) Simplex Opening 1.40 in. Diameter	(1) Twist-Lock® Opening 1.60 in. Diameter	Blank
Cat. No.	RAFB4SPDECO	RAFB4SPDUPLEX	RAFB4SPTL14	RAFB4SPTL16	RAFB4SPBLANK
Plate Style	(1) Hubbell iSTATION Opening for 3 Units	(3) Extron® MAAP Modules	(2) Extron® AAP Modules	Opening to Accept Bezels for Ortronics TracJack®	
Cat. No.	RAFB4SP3UIS	RAFB4SP3MAAP	RAFB4SP2AAP	RAFB4SPORT	

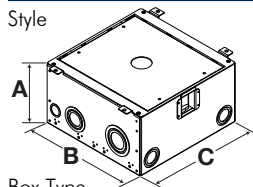
For Use in Raised Access or Wood Floors In. (mm)

AFB series boxes are available from our factory as pre-wired assemblies with CONNEXION modular plug-n-play system

Rectangular Covers

For use with raised access tiles and wood floors; die cast construction available in five finishes; UL 514A listed; max. static load of 1500lb with 2x safety factor**

Style



Box Type

Standard	AFB10G55
Chicago (No Knockouts)	AFB10G55CHI
Min. Depth from Top of Floor Tile	5.95" (151.1)
Cu. In. (cm ³)	2) 25 cu. in. (407.9 cm ³), (2) 50 cu. in. (819.4 cm ³), (2) 71 cu. in. (1163.5 cm ³)
Capacity per Gang	
Dimensions – A	5.74" (145.9)
Dimensions – B	10.96" (278.4)
Dimensions – C	12.37" (314.1)
KO Trade Size:	Ends (2) 1/2", 3/4", (2) 3/4", 1", 1 1/4", 1 1/2", (2) 1", 1 1/4", 1 1/2", 2" Sides (4) 3/4", 1", 1 1/4", 1 1/2" Bottom (2) 1/2", 3/4", (4) 1/2", 3/4", 1", 1 1/4"
Floor Thickness	.56" (14.2) – 2.12" (53.8)
Cover Family	Rectangular
Temporary Cover Included	✓



Finish	Surface Style Cover	Surface Style Cover with Insert
Aluminum Powder Coat	10GAFBCVRLU	10GAFBCVRLUC
Black Powder Coat	10GAFBCVRBK	10GAFBCVRBKC
Brass Powder Coat	10GAFBCVRBR	10GAFBCVRBRSC
Bronze Powder Coat	10GAFBCVRBRZ	10GAFBCVRBRZC
Satin Nickel Powder Coat	10GAFBCVRNK	10GAFBCVRNKC

**Load applied through a 3" (76mm) mandrel in center of the cover

CFB10 Series Plates

Plate Style	(1) Decorator Opening	(1) Duplex Opening	Blank	Decorator Opening Plate Including Hubbell ISF6GY	(2) Openings to Accommodate (6) Ortronics TrackJack®	
Catalog No.	FB10MPREC	FB10MPDUP	FB10MPBNK	FB10MPKEY	FB10MPTRAC	
Plate Style	(2) Decorator	(2) Duplex	(4) Extron® MAAP Modules	(4) Extron® AAP Modules	For (6) 1U Hubbell iSTATION Modules	(1) Feed-through Opening with Bushing
Catalog No.	FB10MP2A	FB10MP2E	FB10MPMAAP	FB10MPAAP	FB10MP2B	FB10MPFT
Plate Style	(1) Twist-Lock® Opening 1.60 in. Dia. (Uses 2-Gangs)	(1) Simplex Opening 1.40 in. Dia. (Uses 2-Gangs)	(2) Twist-Lock® Opening 1.60 in. Dia. (Uses 3-Gangs)	(2) Simplex Opening 1.40 in. Dia. (Uses 3-Gangs)	(1) Opening for Appliance Receptacle (Uses 3-Gangs)	
Cat. No.	FB10TLA	FB10TLX	FB10TLB	FB10TLY	FB10MP3GAPP	
Plate Style	(3) Twist-Lock® Opening 1.60 in. Dia. (Uses 5-Gangs)	(3) Simplex Opening 1.40 in. Dia. (Uses 5-Gangs)	(2) 2-Gang. Meets NEMA Spacing; Ideal for Crestron® DM-TX Product and Power (Uses 5-Gangs)	(4) Single Service Openings Utilizing NEMA Wallplate (Uses 5-Gangs)		
Cat. No.	FB10TLC	FB10TLZ	FB10MPNEMA2XG*	FB10MPNEMA4G*		

*Use with FB10MPNEMA2XG and/or FB10MPNEMA4G for 8-gang configuration.

Extron is a registered trademark of Extron Electronics. Crestron is a registered trademark of Crestron Electronics, Inc. FSR is a registered trademark of FSR Inc. TrackJack, Series II and Ortronics are registered trademarks of Ortronics/LeGrand.



①



②



③



④



⑤



⑥

Pre-Wired Work Surface Elite Series

Pop-Up Style

Description	Finish	Dimensions	Catalog No.
Base unit includes (4) pre-wired 15A outlets with 6' power supply cord; (2) low voltage plates included with 1U opening for Hubbell iSTATION modules	–	8.90"L x 8.90"W x 13.9"H	① WSBH42U*
Trim ring and decorative round top	Black	5.25" Diameter	② WSBHTRBK
Trim ring and decorative round top	Brushed Stainless Steel	5.25" Diameter	WSBHTRBSS

Replacement Low Voltage Data Plates

Non-metallic low voltage plate, blank	Black	3.18"L x 1.88"W	WSBPLATE1
Non-metallic low voltage plate, 1U iSTATION cut-out	Black	3.18"L x 1.88"W	WSBPLATE2

*CSA Certified only.

Pre-Wired Table Box Kit for HDBaseT

Description	Finish	Dimensions	Catalog No.
Kit includes trim ring with hinged cover, high capacity box with low voltage divider, inline GFI, AVPS15BK receptacle, face plate, and pre-wired 15A cord with plug. Kit is pre-wired and ready to accept Hubbell HDBaseT AV extension modules, sold separately.	Black Anodized	7"L x 6.5"W x 8.8"H	③ WSB985BK
		7"L x 8"W x 8.8"H	WSB986BK

Pre-Wired Dual-Service

Description	Diameter	Black Anodized Aluminum	Clear Anodized Aluminum	Solid Brass
Table top box; 3.5" dia. hole; (1) pre-wired 15A outlet with 9' power supply cord; (1) 3.5mm screw terminal audio jack; (1) 15-pin gender changer F/F; (2) keystone openings; keystone modules sold separately	3.88"	④ TTBDS1BK	TTBDS1AL	TTBDS1BR
Table top box; 3.5" dia. hole; (2) pre-wired 15A outlets with 9' power supply cord; (2) keystone openings; keystone modules sold separately	3.88"	TTBDS2BK	TTBDS2AL	TTBDS2BR

Note: See Section F for AV and datacom options.

Low Voltage Only

Description	Diameter	Black Anodized Aluminum	Clear Anodized Aluminum	Solid Brass
Table top box; 2" dia. hole; (1) keystone opening; keystone modules sold separately	2.19"	TTBKS BK	TTBKSAL	TTBKSBR
Table top box; 2" dia. hole; (1) XLR microphone jack installed	2.19"	TTBXL BK	TTBXLAL	TTBXLBR

Square Lift-Up Style

Description	Finish	Dimensions	Catalog No.
(2) pre-wired 15A outlets with 6' power supply cord; 1U opening for Hubbell iSTATION modules; unit rotates up when in use and down to conceal services when not in use	Black Silver	5.75"L x 5.39"W x 4.25"H	⑤ WSBC21UBK WSBC21USV

Square Mini Lift-Up Style

Description	Finish	Dimensions	Catalog No.
(1) pre-wired 15A outlet with 9' power supply cord; (1) RJ-45 jack installed with 6' patch cord	Black Brushed Stainless Steel	3.7"L x 3.7"W x 2.93"H	⑥ WSBA11BK WSBA11BSS
(2) pre-wired 15A outlets with 9' power supply cord (power only)	Black Brushed Stainless Steel	3.7"L x 3.7"W x 2.93"H	WSBA2BK WSBA2BSS



Pre-Wired 2X2 USB Work Surface Pop-Up Box

Hubbell's UL listed 2X2 USB Work Surface Pop-Up Box is ideal for work surfaces, such as desks, which require power for a computer and USB charging for smart devices. Developed in coordination with the hotel industry, the Hubbell Pop-Up Box utilizes a pneumatic spring for providing a smooth action for opening and closing. Available in brushed aluminum or black powder coat, the Pop-Up Box is suited for installation with any modern décor.

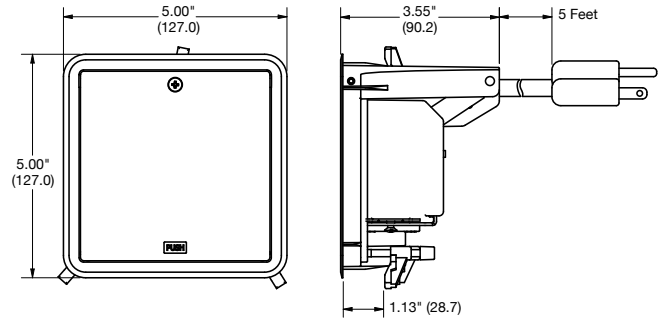
Installation is simple and only requires a jig-saw or similar saw plus a screwdriver. The unit is supplied with a 5 foot cord with a molded plug end allowing it to be installed with ease. Designed to be installed into existing desks or by furniture manufacturers. The Hubbell 2X2 USB Work Surface Pop-Up Box is ideally suited for any work surface application.



Charging convenience at the push of a button

Features

- 15A duplex with two USB charging ports, 3.8A USB charging capacity
- 5 foot, pre-wired, 12 gauge, 3-wire electrical cord, making it excellent for conference rooms or classrooms that are frequently rearranged
- Tamper-resistant receptacle
- Gas-spring actuation for smooth opening and closing
- Die cast aluminum construction
- Rated for +10,000 open/close cycles
- Simple three-screw installation
- Unobtrusive low profile flange at 0.05in
- LED power-indicating light
- Easily replaceable receptacle



Electrical Specifications

- Voltage: 125V
- Current: 15A
- USB charging current: 3.8A
- Plug type: NEMA type 5-15P
- Cord length: 5 feet

Specifications

- cULus
- Listed to UL962A for Furniture Power Distribution Units



①



②

2X2 USB Work Surface Pop-Up Box

Surface Dimensions	Cut Out Dimensions	Product Depth	Maximum Surface Thickness	Finish	Catalog No.
5" x 5"	4.62" x 4.62"	3.55"	1.125"	Brushed Aluminum	① WSBUSB2X2ALU
				Black Powder Coat	② WSBUSB2X2BLK



① ② ③



①



②



③

Gangable AV Wall Boxes, 2- and 3-Gang

Box	Dimensions	Knockouts Top*	Knockouts Bottom*	Knockouts Back	Catalog No.
2-Gang, 2" KO, 54in ³ capacity	H: 4 1/4" W: 4 1/16" D: 4"	(2) 1/2" (2) 1/2" - 3/4" TKO	(1) 1", 1 1/4", 1 1/2" and 2" (1) 1/2" - 3/4" TKO	(2) 1/2" - 3/4" TKO	① HBL985
3-Gang, 2" KO, 79in ³ capacity	H: 4 1/4" W: 5 7/8" D: 4"	(3) 1/2" (3) 1/2" - 3/4" TKO	(1) 1/2" (1) 1/2" - 3/4" TKO (1) 1", 1 1/4", 1 1/2" and 2"	(3) 1/2" - 3/4" TKO	② HBL986

Low Voltage AV Wallbox Partitions

Compatible With	Compatible Mud Ring Depth	Description	Quantity	Catalog No.
HBL985 and HBL986	1/2", 3/4" and 1 1/4"	Solid divider	1	③ HBL989
		With pass-thru capability	1	HBL989AVD



Front Back (Cutaway)


Cutaway images are for demonstration purposes only.



④



⑤



⑥



⑦

2-Gang Large Capacity Wall Box, 66.7 Cubic Inch Capacity

Description	Dimensions	Knockouts Sides*	Knockouts Back*	Catalog No.
Square 2-gang wall box	H: 4 1/16" W: 4 1/16" D: 3 1/4"	(2) 3/4" - 1" TKO; (2) 1" - 1 1/4" TKO; (2) 1" - 2" conc. KO	(2) 3/4" - 1" TKO (2) 1/2"	④ HBL260

Note: Use with industry standard 4 1/16" square mud rings for 1- or 2-gang applications.

3-Gang Large Capacity Wall Box, 113.3 Cubic Inch Capacity

Description	Dimensions	Knockouts Sides*	Knockouts Back*	Catalog No.
Square 2- or 3-gang wall box	H: 4 1/16" W: 7 3/4" D: 3 1/4"	(4) 1/2" - 3/4" TKO, (4) 3/4" - 1" TKO, (2) 1" - 1 1/4" TKO, (2) 1" - 2" conc. KO	(2) 1/2" - 3/4" TKO, (2) 3/4" - 1" TKO, (2) 1" - 1 1/4" TKO	⑤ HBL263

Note: Use with industry standard 4" square mudrings for 1- or 2-gang applications.

2-Gang Mud Rings (Compatible with HBL260)

Description	Capacity	Catalog No.
5/8" height	7.3in ³	HBL818
3/4" height	8.8in ³	HBL840
1" height	12.0in ³	HBL819
1 1/4" height	15.0in ³	HBL820

3-Gang Mud Rings (Compatible with HBL263)

Description	Capacity	Catalog No.
1/2" height	10.1in ³	⑥ HBL792
5/8" height	12.3in ³	HBL793
1 1/4" height	24.3in ³	HBL794

Low Voltage Partitions

Compatible With	Compatible Mud Ring Depth	Description	Quantity	Catalog No.
HBL260 and HBL263	1/2", 3/4" and 1 1/4"	Solid divider	1	⑦ HBL981
		With pass-thru capability	1	HBL981AVD

*TKO (Tangential Knockout)



FPTV Connection Enclosure

Description	Color	Catalog No.
2-gang in-wall enclosure	White	① NSAV62M
Steel cover for NSAV6 series	White	② NSAV6C
4-gang in-wall enclosure	White	NSAV124M
Steel cover for NSAV12 series	White	NSAV12C

Power Kits

For use with NSAV62M only

Description	Color	Catalog No.
Standard power kit	White	NSOKP
Surge protected power kit	Blue	③ NSOKPS

AV Connectors and Plates

Description	Color	Catalog No.
1-gang decorator plate	White	NP26W
1-gang Hubbell iSTATION plate	White	IMF1W
1-gang 4-port keystone plate	White	NSP14W
1-port HDMI frame	White	④ NS801W
2-port HDMI frame	White	NS802W
HDMI snap fit	Black	⑤ SFHC14BK
F-connector snap fit	White	NSF70W
USB A-to-B snap fit	White	SFUSBABW
Cat 6 snap fit jack	White	NSJ6W

Note: See Section F for AV and datacom options

AV Ceiling Enclosure

Description	Color	Catalog No.
AV ceiling enclosure	White	⑥ AVCE1
AV ceiling enclosure, plenum rated	White	AVCE1P

Note: Enclosure includes 24" x 12" x 8" enclosure, (2) 20A duplex receptacles and 2-gang back box.

Hubbell's SystemOne Recessed Fire-Rated Poke-Throughs (FRPT) enhance functionality by providing increased power, data and AV capacity. Safety is improved with recessed connectivity, a low profile flange, and egress doors that hinge inwards. Building value is enhanced with plated finishes to match and blend with modern building décor.



Online Resources

BIM models, customer drawings and technical specifications are available at hubbell.com/hubbellpremisewiring/en/.

10" Concrete Core Hole Applications




High Capacity Multimedia Applications
Sub-plate layout for the center four gangs of the 10 inch FRPT allows for maximum AV capacity. The NEMA spacing plate allows the product flexibility to easily accept third party products.



Sub-Plates Offer Application Flexibility
Perimeter sub-plates for the 10 inch FRPT help compliment the AV or data in the center four gangs. Additionally these plates can be exchanged for other low voltage compatible plates.

10" Recessed Access
Center and Perimeter Sub-Plates



8" Concrete Core Hole Applications




High Capacity Multimedia Applications
Sub-plate layout for the center three gangs of the eight inch FRPT allows for maximum AV capacity. The NEMA spacing allows the product flexibility to easily accept third party products.



Sub-Plates Offer Application Flexibility
Perimeter sub-plates for the eight inch FRPT help compliment the AV or data in the center three gangs. Additionally these plates can be exchange for other low voltage compatible plates.

8" Recessed Access
Center and Perimeter Sub-Plates



6" Concrete Core Hole Applications




60/40 6" Sub-Plate Split
An Industry first, the 60/40 sub-plate layout allows for unmatched capacity with up to 12 keystone jacks and one 20A duplex.



50/50 6" Sub-Plate Split
Two duplexes with ample AV and data are achieved by using the 50/50 sub-plate layout. Additionally this layout will accommodate two Style Line® devices for GFCI, surge, etc. applications.

6" Recessed Access
60/40 Split Sub-Plates 50/50 Split Sub-Plates



4" Concrete Core Hole Applications




4" Quad Sub-Plate
The pre-wired quad sub-plate can be wired as one circuit or two and includes 12 inch of stranded wire.



4" 2X2 Sub-Plate
The 2x2 sub-plates are available with Style Line® or traditional duplex openings and can accommodate up to two keystone jacks.

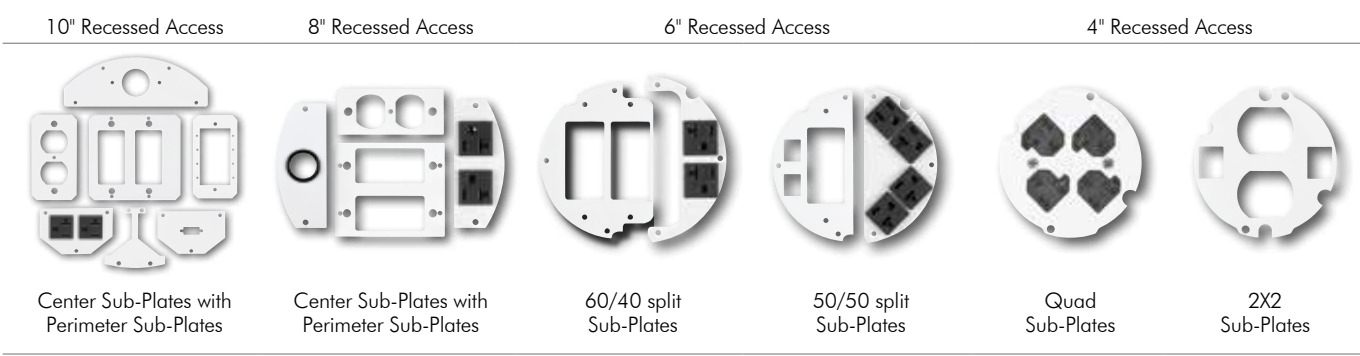
4" Recessed Access
Quad Sub-Plate Multi & Single Service Sub-Plates



STEP 1 | Select Poke Through




STEP 2 | Select Sub-Plates



Note: Furniture feed model does not use sub-plates.

STEP 3 | Select Cover Finishes



Recommended Fire-Rated Poke-Through Size Chart

To avoid over or under utilizing the capacity of the fire-rated poke-through, first determine how many gangs of power, data and AV are required for the application. The matrix below will guide you to the correct poke-through size.

		Recommended Fire-Rated Poke-Through Size					
		5	4	3	2	1	0
Power Gangs	5	8"	10"	10"	10"	Exceeds capacity of Hubbell recessed poke-throughs	
	4	8"	8"	10"	10"	10"	
	3	6"	8"	8"	10"	10"	10"
	2	6"	6"	8"	8"	10"	10"
	1	4"	6"	6"	8"	8"	10"
	0	-	4"	6"	8"	8"	8"
		0	1	2	3	4	5
		Data and AV Gangs					

Example: 2 gangs of power, 1 gang of AV and 1 gang of data is required. Find the intersection for 2 power gangs with 2 data/AV gangs. The highlighted intersection defines the recommended FRPT.

ScrubShield
Complies with UL514 A & C

SystemOne Recessed 10 Inch Fire-Rated Poke-Through Fittings

- The most dynamic FRPT system with the largest capacity available to meet all multimedia applications where power and voice/data are required
- Maintains concrete floor fire rating up to 2 hours
- Tamper-resistant recessed covers available
- Furniture feed cover available with (2) generous 2 inch NPT low voltage hubs and (2) 1 inch NPT power hubs
- Features ScrubShield® technology that exceeds UL514A scrubwater exclusion requirements



10 Inch FRPT with Accessories



FRPT Design

- Step down installation
- Flexible single or multi-service
- Recessed connections



Covers

- Durable die-cast aluminum cover
- 1,000lb, static load rated cover
- Available as recessed or furniture feed
- Tamper-resistant, recessed covers available
- Available in six architectural finishes



FRPT Chambers

- 4 inch deep access chamber
- 4.43 inch deep center device chamber
- Dividers to make up to eight (8) individual services
- Perimeter to perimeter wiring tunnel




Easy Mount Device Plates

- Multiple open-architecture mounting plates for power, data and AV
- Four (4) center gangs
- Two (2) full or four (4) half independent perimeter gangs



Safety

- Low profile flange, 0.16 inch exceeds ADA requirements
- Two hide-away egress doors fold under cover while in use
- 180° opening of main door



Bottom Feed Plates

- Nine (9) center chamber and six (6) perimeter adaptable feed plates
- Center chamber ranges from 1/2" to 2 1/2"
- Perimeter ranges from 1/2" to 1 1/4"



Complies with UL514 A & C

SystemOne Recessed 10" Core Hole Kits, for Use In Concrete Floors

10" Fire-Rated Poke-Through

Description

Hubbell SystemOne 10" Recessed Floor Fitting with Installation Cover; approved for use in the City of Chicago with EMT and full blank bottom feed plates

Catalog Number

S1R10PTFIT



10" Fire-Rated Poke-Through Kits

Kits include:

- (1) Hubbell SystemOne 10" recessed floor fitting (S1R10PTFIT)
- (2) Hubbell SystemOne 10" perimeter device mounting brackets (S1R10PSPREPBRKT)
- (4) Hubbell SystemOne 10" bottom center pass through plate (S1R10CBFPT)
- (3) Hubbell SystemOne 10" bottom perimeter blank plate (S1R10PBFBLANK)
- (1) Hubbell SystemOne 10" bottom perimeter 3/4 inch plate (S1R10PBF075)
- (1) Hubbell SystemOne 10" perimeter divider (S1R10PERIMDIV)
- (1) Hubbell SystemOne 10" center divider (S1R10CENTERDIV)
- (1) Hubbell SystemOne 10" flange and universal cover assembly (S1R10CVRxx)

Cover Finish

- Brushed Aluminum
- Black Powder Coat
- Brushed Brass Plated
- Antique Bronze Plated
- Gray Powder Coat
- Satin Nickel Plated

Catalog Number

- S1R10PTALU**
- S1R10PTBLK**
- S1R10PTBRS**
- S1R10PTBRZ**
- S1R10PTGRY**
- S1R10PTNKL**



Pre-Wired 10" Fire-Rated Poke-Through Kits

Kits include:

- (1) Hubbell SystemOne 10" recessed floor fitting (S1R10PTFIT)
- (2) 20A pre-wired receptacle sub-plates with 24 inch wire leads (S1R10PSPZ)
- (2) Hubbell SystemOne 10" perimeter device mounting brackets (S1R10PSPREPBRKT)
- (4) Hubbell SystemOne 10" bottom center pass through plate (S1R10CBFPT)
- (3) Hubbell SystemOne 10" bottom perimeter blank plate (S1R10PBFBLANK)
- (1) Hubbell SystemOne 10" bottom perimeter 3/4 inch plate (S1R10PBF075)
- (1) Hubbell SystemOne 10" perimeter divider (S1R10PERIMDIV)
- (1) Hubbell SystemOne 10" center divider (S1R10CENTERDIV)
- (1) Hubbell SystemOne 10" flange and universal cover assembly (S1R10CVRxx)

Receptacles feature single circuit wiring

Cover Finish

- Brushed Aluminum
- Black Powder Coat
- Brushed Brass Plated
- Antique Bronze Plated
- Gray Powder Coat
- Satin Nickel Plated

Catalog Number

- S1R10PTZALU**
- S1R10PTZBLK**
- S1R10PTZBRS**
- S1R10PTZBRZ**
- S1R10PTZGRY**
- S1R10PTZNKL**



Note: xx indicates finish options.

Recessed 10" Covers

The 10" FRPT cover assembly unit includes solid cast aluminum construction and mounting hardware. Covers are recessed and available in a number of durable, yet beautiful finishes to match any décor. The flange height of 0.16 inch exceeds ADA requirement and suitable for use on any floor finish. All covers are UL514A, scrubwater compliant.



10" Fire-Rated Poke-Through Covers

Finish	Recessed Cover Catalog Number	TR Recessed Cover* Catalog Number	Furniture Feed Cover** Catalog Number
Brushed Aluminum	S1R10CVRALU	S1R10CVRTRALU	S1R10FFCVRALU
Black Powder Coat	S1R10CVRBLK	S1R10CVRTRBLK	S1R10FFCVRBLK
Brushed Brass Plated	S1R10CVRBRS	S1R10CVRTRBRS	S1R10FFCVRBRS
Antique Bronze Plated	S1R10CVRBRZ	S1R10CVRTRBRZ	S1R10FFCVRBRZ
Gray Powder Coat	S1R10CVRGRY	S1R10CVRTRGRY	S1R10FFCVRGRY
Satin Nickel Plated	S1R10CVRNKL	S1R10CVRTRNKL	S1R10FFCVRNKL

*Tamper-resistant covers ship with (1) S1RTR10BIT Torx-T10 bit.

** (2) 1" NPT plugs for power with (2) 1" to 3/4" reducers and (2) 2" NPT plugs for Low Voltage.

Note: Cover Load Rating: 1,000lb with 2x safety factor; load applied through a 3" (76mm) diameter mandrel at the center of cover; rated for static loads only

Complies with UL514 A & C



Perimeter Plate Configurations

- Available in pre-wired duplexes or openings to accommodate third party AV devices
- Available in full or 1/2 gang plates



Perimeter Sub-Plates, Full Gang

(1) Style Line® decorator opening

S1R10PSPD



(1) Duplex opening

S1R10PSPI



(1) 1.40" opening for simplex or 15A Twist-Lock®

S1R10PSPJ



(4) Extron® MAPP openings

S1R10PSPC



(2) Extron® AAP openings

S1R10PSPA



(1) 1.60" opening for 20A and 30A Twist-Lock®

S1R10PSPG



Perimeter Sub-Plates, 1/2 Gang*


(2) 20A pre-wired receptacles; 24" lead; one circuit (Supplied with isolated ground sticker)

S1R10PSPZ



(2) 20A pre-wired receptacles; 25' lead; one circuit (isolated ground sticker included)

S1R10PSPZ25



(2) 20A pre-wired receptacles; 24" lead; (1) circuit (isolated ground sticker included); marked with "Controlled"

S1R10PSPZC



(2) 20A pre-wired receptacles; 25' lead; (1) circuit (isolated ground sticker included); marked with "Controlled"

S1R10PSPZ25C



Blank cover plate

S1R10PSPB



(1) unit Hubbell iSTATION opening

S1R10PSPF



(1) VGA/HDMI/DP opening

S1R10PSPH



(1) XLR opening

S1R10PSPO



(2) Extron® MAPP openings

S1R10PSPV



Perimeter device bracket


S1R10PSPREPBRKT

*Requires S1R10PSPREPBRKT

Note: Rectangle sub-plates are for center compartment, crescent sub-plates are for perimeter compartments and are not interchangeable. See page R28 for covers and R31 for accessories.

10" Bottom Feed Plates

1-Gang Center Bottom Feed Plates	Catalog Number
1/2 inch EMT Feed	① S1R10CBF050
3/4 inch EMT Feed	② S1R10CBF075
1 inch EMT Feed	S1R10CBF100
1 1/4 inch EMT Feed	③ S1R10CBF125
Blank	④ S1R10CBFBLANK
Pass through	S1R10CBFPT*
2-Gang Center Bottom Feed Plates	
1 1/2 inch EMT Feed	⑤ S1R10CBF150
2 inch EMT Feed	⑥ S1R10CBF200
2 1/2 inch EMT Feed	⑦ S1R10CBF250**
Perimeter Bottom Feed Plates	
1/2 inch EMT Feed	⑧ S1R10PBF050
3/4 inch EMT Feed	S1R10PBF075
1 inch EMT Feed	⑨ S1R10PBF100
1 1/4 inch EMT Feed	S1R10PBF125
Blank	⑩ S1R10PBFBLANK
Pass through	⑪ S1R10PBFPT*



*Not approved for use in the City of Chicago

**Data/AV wiring only

Extron® is a registered trademark of Extron Electronics. Crestron® is a registered trademark of Crestron Electronics, Inc. FSR® is a registered trademark of FSR Inc.

ScrubShield®
Complies with UL514 A & C



Center Plate Configurations

- 1, 2, 3 and 4 gang device plates
- Accept third party AV devices, e.g. Extron®, Crestron®, FSR®
- Multi-gang NEMA spaced plates available



Center Sub-Plates, Single Gang

(1) Style Line® decorator opening		3 unit Hubbell iSTATION opening		(1) duplex opening		Blank cover plate	
S1R10CSPD		S1R10CSPL		S1R10CSPI		S1R10CSPB	
(1) XLR opening		(2) XLR openings		(1) 1.40" opening for simplex or 15A Twist-Lock®		(1) 1.60" opening for 20A and 30A Twist-Lock®	
S1R10CSPX		S1R10CSP2X		S1R10CSPJ		S1R10CSPG	
(1) VGA/HDMI/DP opening		(2) VGA/HDMI/DP openings		(4) Extron® MAPP openings		Ortronics® TracJack®/Series II® opening	
S1R10CSPH		S1R10CSP2H		S1R10CSPC		S1R10CSPK	

Center Sub-Plates, 2-Gang

(2) Style Line® decorator openings NEMA spacing		Blank cover plate		(1) 2.16" opening for 30A and 50A, 3-wire, straight blade receptacle		(4) Extron® APP openings	
S1R10CSPM		S1R10CSP2B		S1R10CSPE		S1R10CSPU	

Center Sub-Plates, 3- and 4-Gang


(3) Style Line® decorator openings NEMA spacing		(4) Style Line® decorator openings	
S1R10CSPT		S1R10CSPP	
Blank cover plate		(4) duplex openings	
S1R10CSPQ		S1R10CSPR	

Note: Rectangle sub-plates are for center compartment, crescent sub-plates are for perimeter compartments and are not inter-changeable. See page R28 for covers, R29 for bottom feed plates and R31 for accessories.

Extron® is a registered trademark of Extron Electronics.
 TracJack®, Series II® and Ortronics® are registered trademarks of Ortronics/Legrand.
 Crestron® is a registered trademark of Crestron Electronics, Inc.
 FSR® is a registered trademark of FSR Inc.



Complies with UL514 A & C



10" Accessories

Description	Catalog Number
Pre-pour tube, includes hardware	① S1R10PPT*
Abandonment plate, black finish	② S1R10ADMTBK
Center divider	③ S1R10CENTERDIV
Perimeter divider	S1R10PERIMDIV
Egress door brushes (1 pair)	④ S1R10CVRBRUSH
Perimeter to perimeter wiring tunnel	⑤ S1R10TUNNEL
Power junction box, 27.0 cubic inches; (1) 3/4in and (1) 1in EMT connector	⑥ S1FRPTJB
Perimeter device bracket	⑦ S1R10PSPREPBRKT

*Not UL Listed



10" Replacement Parts

Description	Catalog Number
Intumescent replacement divider	⑧ S1R10INTUMDIV
Replacement furniture feed cover dividers (1 pair)	⑨ S1R10FFDIV
Replacement tamper-resistant Torx-T10 bit	⑩ S1RTR10BIT*

*Not UL Listed

Capacity, Capability and Versatility



ScrubShield
Complies with UL514 A & C



Two Concrete Floor Applications

Fire-Rated Poke-Throughs are used when the conduits can not be installed in the concrete floor and for tenant improvements.



Same Results!

Round, low profile, durable cover with recessed connections.




Floor boxes in concrete applications are used when the connecting conduits can be installed into the concrete floor.



Features

- Step down installation
- Maintains concrete floor fire rating up to two hours
- Junction box standard
- For use in the City of Chicago applications, junction box is NOT included
- Features ScrubShield® technology that exceeds UL514A scrubwater exclusion requirements

Cast Aluminum Cover



On-Site Exchangeable Center Compartment Fitting

Large Wiring Compartments

Recessed 3.5" Deep Connectivity Chamber

Fixed Wiring Chamber

Standard 3/4" EMT



①

②

③

8" Fire-Rated Poke-Throughs

Description	Catalog No.
8" Fire-Rated Poke-Through includes: (1) 3/4" power EMT plus (1) S1R8JNC1 with (1) 1" EMT and (1) 1 1/2" EMT	① S1R8PTFIT1
8" Fire-Rated Poke-Through includes: (1) 3/4" power EMT plus (1) S1R8JNC2 with (2) 1" EMT	② S1R8PTFIT2
8" Fire-Rated Poke-Through includes: (1) 3/4" power EMT plus (1) S1R8JNC3 with (1) 2" EMT	③ S1R8PTFIT3
8" Fire-Rated Poke-Through includes: (1) 3/4" power EMT plus (1) S1R8JNC1 with (1) 1inch EMT and (1) 1 1/2" EMT; no junction box or flexible metal conduit	S1R8PTFIT1CHI
8" Fire-Rated Poke-Through includes: (1) 3/4" power EMT plus (1) S1R8JNC2 with (2) 1" EMT; no junction box or flexible metal conduit	S1R8PTFIT2CHI
8" Fire-Rated Poke-Through includes: (1) 3/4" power EMT plus (1) S1R8JNC3 with (1) 2" EMT; no junction box or flexible metal conduit	S1R8PTFIT3CHI

ScrubShield
Complies with UL514 A & C



Center Plate Configurations

- Allows for three duplexes or up to 18 data/AV jacks; other combinations possible
- Accepts third party AV devices (i.e. FSR®, Crestron®, Extron®)
- Standard NEMA spacing between devices

Outer Plate Configurations

- Available in pre-wired duplexes or openings to accommodate third party AV devices
- Multiple duplexes can be wired in the supplied junction box or independently

Center Sub-Plates, Single Gang

Description	Catalog No.
Blank cover plate	S1R8CSPB
(1) 1 unit Hubbell iSTATION opening	S1R8CSPD
(1) 1.60" opening for 20A and 30A Twist-Lock® ①	S1R8CSPG
(1) 1.40" opening for simplex or 15A Twist-Lock®	S1R8CSPJ
(2) Extron® MAAP openings	S1R8CSPC
(1) 1.5 unit Hubbell iSTATION opening	S1R8CSPE
(1) Duplex opening ②	S1R8CSPI
(1) Style Line® Decorator opening	S1R8CSPK

Center Sub-Plates, 2- and 3-Gang

Description	Catalog No.
2-gang; (4) Extron® AAP openings	S1R8CSPA
2-gang; (2) Style Line® decorator openings ③	S1R8CSPM
3-gang; blank cover plate	S1R8CSPN
2-gang; 3 unit Hubbell iSTATION opening	S1R8CSPL
2-gang; device depth extension collar (for use with third party data up to 2.5"D)	S1R8CSPEXT
3-gang; device depth extension collar (for use with third party data up to 2.5"D)	S1R8CSPEXT3
3-gang extender w/ 2-gang; device depth extension collar (for use w/ third party data up to 2.5"D)	S1R8CSPEXT32

Recessed 8" Covers

Single piece 8" FRPT cover assembly unit includes solid cast aluminum construction, carpet gasket and mounting hardware

Description	Catalog No.
Brushed Aluminum ⑥	S1R8CVRALU
Black Powder Coat	S1R8CVRBLK
Brushed Brass Plated	S1R8CVRBRS
Antique Bronze Plated	S1R8CVRBRZ
Gray Powder Coat	S1R8CVRGRY
Satin Nickel Plated	S1R8CVRNKL

Note: Cover Load Rating: 1,000lb with 2x safety factor; load applied through a 3" (76mm) dia. mandrel at center of cover; rated for static loads only. Rectangle sub-plates are for center compartment, crescent sub-plates are for outer compartments and are not interchangeable. See section F for Hubbell iSTATION modules.

Outer Sub-Plates

Description	Catalog No.
Blank cover plate	S1R8PSPU
Pull through with 1" bushing opening	S1R8PSPW
(1) 1 unit Hubbell iSTATION opening ④	S1R8PSPY
Single Extron® MAAP opening	S1R8PSPV
Single Extron® AAP opening	S1R8PSPX
Dual 20A pre-wired power cubes; one circuit (Supplied with isolated ground sticker) ⑤	S1R8PSPZ

8" Accessories

Description	Catalog No.
Pre-pour tube, includes hardware	S1R8PPT*
Abandonment plate, black finish	S1R8ADMTBK
Low voltage replacement divider	S1R8DIV
Power junction box, 27.0 cubic inches; (1) ¾" and (1) 1" EMT connector	S1FRPTJB

*Not UL Listed

Replacement Fitting Box

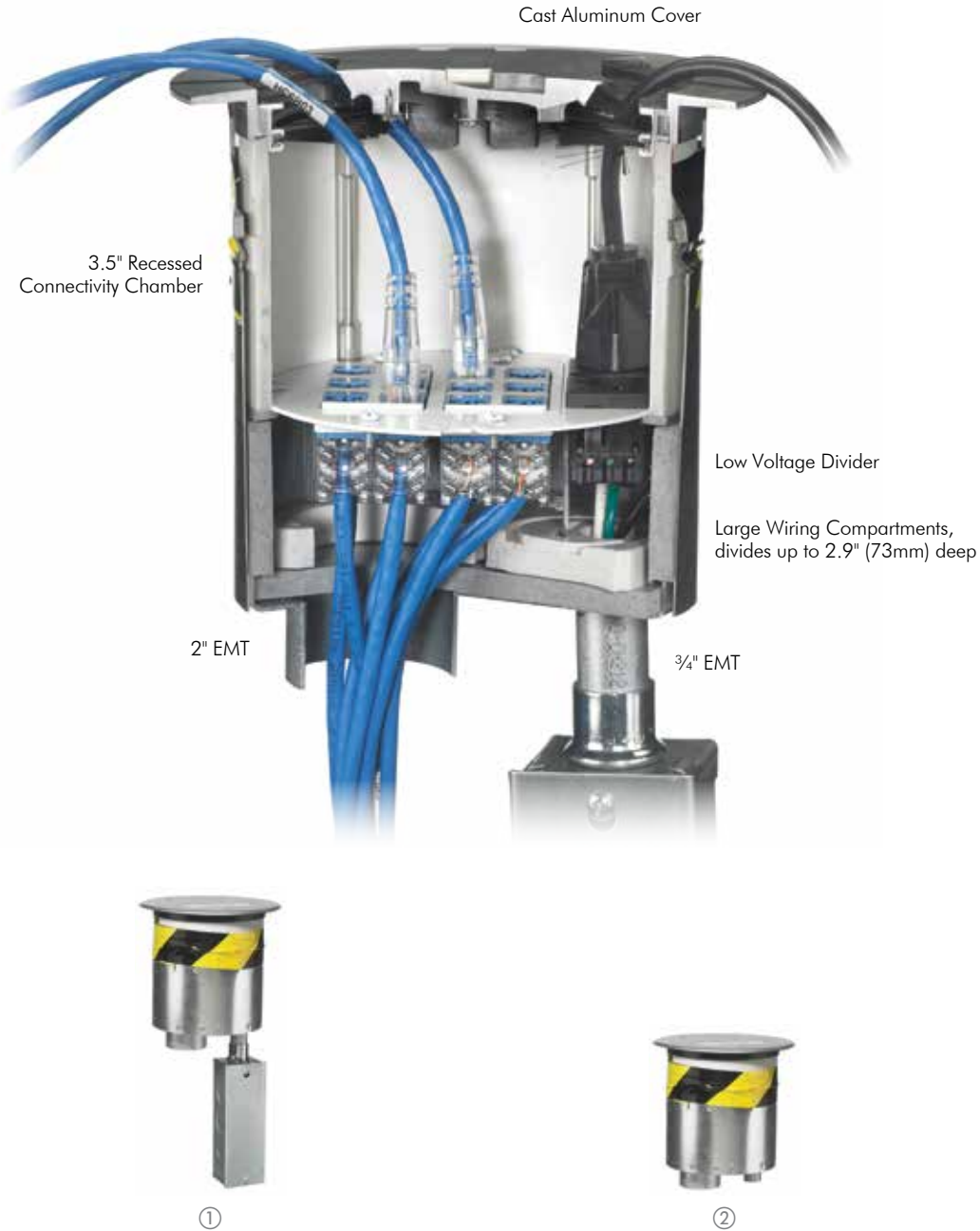
Description	Catalog No.
(1) 1" and (1) 1½" EMT ⑦	S1R8JNC1
(2) 1" EMTs	S1R8JNC2
(1) 2" EMT	S1R8JNC3
(3) 1" EMTs	S1R8JNC4
(1) 1½" and (1) 1¼" EMT	S1R8JNC5
(2) 1¼" EMTs	S1R8JNC6
(1) ¾" and (2) 1" EMTs	S1R8JNC7
(1) ¾" and (1) 1¼" EMT	S1R8JNC8
(1) ¾" and (2) 1¼" EMTs	S1R8JNC9
(1) 1¼" and (1) 2" EMT	S1R8JNC10
(1) 1½" and (1) 2" EMT	S1R8JNC11
(3) 1¼" EMTs	S1R8JNC12

Extron is a registered trademark of Extron Electronics. Crestron is a registered trademark of Crestron Electronics, Inc. FSR is a registered trademark of FSR Inc.

Complies with UL514 A & C

Features

- Step down installation
- Maintains concrete floor fire rating up to two hours
- Junction box standard
- Includes (1) 2" data/AV EMT and (1) 3/4" power EMT
- For use in the City of Chicago applications, junction box is NOT included
- Features ScrubShield® technology that exceeds UL514A scrubwater exclusion requirements



SECTION R • DELIVERY

6" Fire-Rated Poke-Throughs

Description	Catalog No.
6" Fire-Rated Poke-Through	① S1R6PTFIT
6" Fire-Rated Poke-Through; for use in the City of Chicago	② S1R6PTFITCHI

ScrubShield®
Complies with UL514 A & C



60/40 Device Plate Combination

- Allows for up to twelve data/AV jacks plus a 20A duplex receptacle
- Two plates which can be wired independently

50/50 Device Plate Combination

- Allows for up to eight Hubbell data jacks plus two 20A duplex receptacles
- Two plates which can be wired independently

Left 60% Sub-Plates

Description	Catalog No.
(1) Style Line® decorator, (2) Extron® MAAP openings ¹ ①	S1R6SPV
(2) Style Line decorator openings ¹	S1R6SPW
(1) Style Line decorator, (2) Extron AAP openings ¹	S1R6SPX
(1) Style Line decorator, (2) 1.5 unit Hubbell iSTATION openings ^{1,2}	S1R6SPY
(6) Extron MAAP openings ¹	S1R6SPT
(2) Extron MAAP, (2) Extron AAP openings ¹	S1R6SPU

Left 50% Sub-Plates

Description	Catalog No.
(3) Extron® AAP openings	S1R6SPA
(5) Extron MAAP openings	S1R6SPC
(1) Style Line Decorator, (2) Hubbell keystone openings ¹ ②	S1R6SPE
(3) Extron MAAP, (2) Hubbell keystone jack openings	S1R6SPL
Blank cover plate	S1R6SPB
(4) 1 unit Hubbell iSTATION openings ²	S1R6SPD
(2) 1.5 unit Hubbell iSTATION openings ²	S1R6SPF
(1) Style Line® decorator opening	S1R6SPM
(1) Decorator opening and (2) Ortronics® TracJack® openings	S1R6SPN

Right 40% Sub-Plates

Description	Catalog No.
(2) 20A pre-wired receptacles; 16" lead; one circuit (Supplied with isolated ground sticker)	S1R6SPZ
(2) 20A pre-wired receptacles; 25 foot lead; one circuit (Supplied with isolated ground sticker) ③	S1R6SPZ25
(2) 20A pre-wired receptacles; 16" lead; one circuit (supplied with isolated ground sticker); marked with "Controlled"	S1R6SPZC

Right 50% Sub-Plates

Description	Catalog No.
(1) 1.60" opening for 20A and 30A Twist-Lock®	S1R6SPG
(1) Duplex device opening ④	S1R6SPI
(1) Style Line® decorator device opening	S1R6SPK
(4) 20A pre-wired receptacles; 16" leads; one or two circuits (Supplied with isolated ground sticker) ⑤	S1R6SPH
(1) 1.4" opening for simplex or 15A Twist-Lock	S1R6SPJ

6" Accessories

Description	Catalog No.
Pre-pour tube, including hardware ⑥	S1R6PPT*
Abandonment plate, black finish	S1R6ADMTBK
Low voltage replacement divider	S1R6DIV
Power junction box, 27.0 cubic inches; (1) 3/4" and (1) 1" EMT connector	S1FRPTJB
4 1/16" power junction box with cover and fittings; (1) 2" and (1) 1 1/4" EMT connector	S1FRPTJB2
Replacement plugs	
Aluminum	S1RPLUG2ALU S1RPLUG075ALU
Black	S1RPLUG2BLK S1RPLUG075BLK
Brass	S1RPLUG2BRS S1RPLUG075BRS
Bronze	S1RPLUG2BRZ S1RPLUG075BRZ
Nickel	S1RPLUG2NKL S1RPLUG075NKL

*Not UL Listed

Recessed 6" Covers

6" FRPT cover assembled unit includes solid cast aluminum construction, carpet gasket and mounting hardware.

Description	Catalog No.	Furniture Feed Option
Brushed Aluminum	S1R6CVRALU	S1R6FFCVRALU
Black Powder Coat ⑦	S1R6CVRBLK	S1R6FFCVRBLK
Brushed Brass Plated	S1R6CVRBRS	S1R6FFCVRBRS
Antique Bronze Plated	S1R6CVRBRZ	S1R6FFCVRBRZ
Gray Powder Coat	S1R6CVRGRY	S1R6FFCVRGRY
Satin Nickel Plated	S1R6CVRNKL	S1R6FFCVRNKL

Note: Cover Load Rating: 1,000lb with 2x safety factor; load applied through a 3" (76mm) dia. mandrel at center of cover; rated for static loads only

¹Sub-plates may only be used for Data/AV. Do not mix with power devices.

²See section F for Hubbell iSTATION modules.

Note: Sub-plates can not be rotated to create additional layouts. When assembled, sub-plates can not overlap. Custom plates available upon request and may be subject to minimum order quantity.

Extron is a registered trademark of Extron Electronics. Crestron is a registered trademark of Crestron Electronics, Inc. FSR is a registered trademark of FSR Inc.



Complies with UL514 A & C



Features

- Step down installation
- Maintains concrete floor fire rating up to two hours
- Junction box standard
- (1) 3/4 inch conduit for power and (2) 1/2 inch conduits for low voltage
- For use in the City of Chicago applications, junction box is NOT included
- Features ScrubShield® technology that exceeds UL514A scrubwater exclusion requirements



Pre-Wired, 4" Quad Receptacle Kit, Power Only, Fire-Rated Poke-Through

	Finish	Catalog No.
Kits include: <ul style="list-style-type: none"> • (1) Hubbell SystemOne 4" recessed floor fitting (S1R4PTFIT) • (1) pre-wired quad receptacle with mounting plate (S1R4SPQUAD) • (1) Hubbell SystemOne 4" recessed activation cover (S1R4CVRxx) • (1) junction box (S1FRPTJB) 	Brushed Aluminum	S1R4PTQUADALU
	Black Powder Coat	S1R4PTQUADBLK
	Brushed Brass Plated	S1R4PTQUADBR
	Antique Bronze Plated	S1R4PTQUADBRZ
	Gray Powder Coat	S1R4PTQUADGRY
	Satin Nickel Plated	S1R4PTQUADNKL



4" Fire-Rated Poke-Through Kits

	Finish	Catalog No.
Kits include: <ul style="list-style-type: none"> • (1) Hubbell SystemOne 4" recessed floor fitting (S1R4PTFIT) • (1) Hubbell SystemOne 4" recessed activation cover (S1R4CVRxx) • (1) junction box (S1FRPTJB) 	Brushed Aluminum	S1R4PTALU
	Black Powder Coat	S1R4PTBLK
	Brushed Brass Plated	S1R4PTBRS
	Antique Bronze Plated	S1R4PTBRZ
	Gray Powder Coat	S1R4PTGRY
	Satin Nickel Plated	S1R4PTNKL

Note: xx indicates finish options



4" Fire-Rated Poke-Throughs

Description	Catalog No.
4" FRPT includes: junction box and low voltage dividers	S1R4PTFIT
4" FRPT includes: low voltage dividers (junction box NOT included)	S1R4PTFITCHI
4" FRPT includes: quad sub-plate and junction box	S1R4PTQUAD

Note: See page R38 for sub-plates and accessories.



Recessed 4" Covers

Single fold under cable egress door; unit includes solid cast aluminum construction, carpet gasket and mounting hardware



Cover Finish	Catalog Number
Brushed Aluminum	S1R4CVRALU
Black Powder Coat	S1R4CVRBLK
Brushed Brass Plated	S1R4CVRBRS
Antique Bronze Plated	S1R4CVRBRZ
Gray Powder Coat	S1R4CVRGRY
Satin Nickel Plated	S1R4CVRNKL

Note: Cover Load Rating is 1,000lb with 2x safety factor; load applied through a 3" (76mm) diameter mandrel at the center of the cover; rated for static loads only



Complies with UL514 A & C



Features

- The 4 Inch recessed cover is available in a number of durable, yet beautiful finishes to match any décor.
- The flange height of 0.15 inch exceeds ADA requirements and suitable for use on any floor finish.
- All covers are UL514A, scrubwater compliant

Device Mounting Plates

Description/Catalog No.	Sub-plate	Description/Catalog No.	Sub-plate	Description/Catalog Number	Sub-plate
2X2 Sub-plate with (1) Style Line® decorator device opening and (2) keystone jack openings S1R4SP2X2STYLE		(1) Style Line® decorator device opening for power or datacom applications S1R4SPSTYLE		2X2 Sub-plate with (1) Style Line® decorator device opening and (2) Ortronics® TracJack® openings S1R4SP2X2STYLETJ	
2X2 Sub-plate with (1) duplex device opening and (2) keystone jack openings S1R4SP2X2DUPLEX		(1) Duplex device opening for power or datacom applications S1R4SPDUPLEX		2X2 Sub-plate with (1) duplex device opening and (2) Ortronics® TracJack® openings S1R4SP2X2DUPLEXTJ	
(4) Single 20A receptacles. Can be wired as single or two circuit with isolated ground capability, 12" wire leads S1R4SPQUAD		(1) 1.60" opening for 20A or 30A Twist-Lock® receptacle S1R4SPTWIST		(1) 1.40" opening for simplex receptacle S1R4SPSIMPLEX	

Note: See Section B for data jacks and frames.



①



②



③



④

4" Accessories

Description	Catalog No.
Pre-pour tube, includes hardware	① S1R4PPT*
Abandonment plate, Black finish	② S1R4FRPTADMTBK
Low voltage replacement divider	③ S1R4DIV
FRPT junction box	④ S1FRPTJB

*Not UL Listed

TracJack, Series II and Ortronics are registered trademarks of Ortronics/Legrand.



Pre-Wired 8" Fire-Rated Poke-Through

Kit includes:

- (1) Hubbell SystemOne 8" floor fitting (S1R8PTFIT1)
 - (4) 20A, pre-wired receptacles, 18" wire lead, two pieces (S1R8PSPZ)
 - (1) Fitting connection box with 1" and 1½" EMT stubs (S1R8JNC1)
 - (1) 8" flange and universal cover assembly (S1R8CVRxx)
- Receptacles feature single circuit wiring

Finish	Catalog No.
Brushed Aluminum	S1R8PTZZ1ALU
Black Powder Coat	S1R8PTZZ1BLK
Brushed Brass Plated	S1R8PTZZ1BRS
Antique Bronze Plated	S1R8PTZZ1BRZ
Gray Powder Coat	S1R8PTZZ1GRY
Satin Nickel Plated	S1R8PTZZ1NKL

8" Fire-Rated Poke-Through

Kit includes:

- (1) Hubbell SystemOne 8" floor fitting (S1R8PTFIT1)
- (1) Fitting connection box with 1" and 1½" EMT stubs (S1R8JNC1)
- (1) 8" flange and universal cover assembly (S1R8CVRxx)

Brushed Aluminum	S1R8PT1ALU
Black Powder Coat	S1R8PT1BLK
Brushed Brass Plated	S1R8PT1BRS
Antique Bronze Plated	S1R8PT1BRZ
Gray Powder Coat	S1R8PT1GRY
Satin Nickel Plated	S1R8PT1NKL



Pre-Wired 8" Fire-Rated Poke-Through

Kit includes:

- (1) Hubbell SystemOne 8" floor fitting (S1R8PTFIT2)
 - (4) 20A, pre-wired receptacles, 18" wire lead, two pieces (S1R8PSPZ)
 - (1) Fitting connection box with (2) 1" EMT stubs (S1R8JNC2)
 - (1) 8" flange and universal cover assembly (S1R8CVRxx)
- Receptacles feature single circuit wiring

Brushed Aluminum	S1R8PTZZ2ALU
Black Powder Coat	S1R8PTZZ2BLK
Brushed Brass Plated	S1R8PTZZ2BRS
Antique Bronze Plated	S1R8PTZZ2BRZ
Gray Powder Coat	S1R8PTZZ2GRY
Satin Nickel Plated	S1R8PTZZ2NKL

8" Fire-Rated Poke-Through

Kit includes:

- (1) Hubbell SystemOne 8" floor fitting (S1R8PTFIT2)
- (1) Fitting connection box with (2) 1" EMT stubs (S1R8JNC2)
- (1) 8" flange and universal cover assembly (S1R8CVRxx)

Brushed Aluminum	S1R8PT2ALU
Black Powder Coat	S1R8PT2BLK
Brushed Brass Plated	S1R8PT2BRS
Antique Bronze Plated	S1R8PT2BRZ
Gray Powder Coat	S1R8PT2GRY
Satin Nickel Plated	S1R8PT2NKL



Pre-Wired 8" Fire-Rated Poke-Through for Data AV

Kit includes:

- (1) Hubbell SystemOne 8" floor fitting (S1R8PTFIT3)
 - (4) 20A, pre-wired receptacles, 18" wire lead, two pieces (S1R8PSPZ)
 - (1) Fitting connection box with one 2" EMT stubs (S1R8JNC3)
 - (1) 8" flange and universal cover assembly (S1R8CVRxx)
- Receptacles feature single circuit wiring

Brushed Aluminum	S1R8PTZZ3ALU
Black Powder Coat	S1R8PTZZ3BLK
Brushed Brass Plated	S1R8PTZZ3BRS
Antique Bronze Plated	S1R8PTZZ3BRZ
Gray Powder Coat	S1R8PTZZ3GRY
Satin Nickel Plated	S1R8PTZZ3NKL

8" Fire-Rated Poke-Through

Kit includes:

- (1) Hubbell SystemOne 8" floor fitting (S1R8PTFIT3)
- (1) Fitting connection box with (1) 2" EMT stubs (S1R8JNC3)
- (1) 8" flange and universal cover assembly (S1R8CVRxx)

Brushed Aluminum	S1R8PT3ALU
Black Powder Coat	S1R8PT3BLK
Brushed Brass Plated	S1R8PT3BRS
Antique Bronze Plated	S1R8PT3BRZ
Gray Powder Coat	S1R8PT3GRY
Satin Nickel Plated	S1R8PT3NKL

Note: xx indicates finish options.



Complies with UL514 A & C



Pre-Wired 60/40 Split 6" FRPT for Data AV

Kit includes:

- (1) Hubbell SystemOne 6" floor fitting (S1R6PTFIT)
 - (2) decorator opening sub-plate (S1R6SPW)
 - (2) 20A, pre-wired receptacle with 18" wire leads (S1R6SPZ)
 - (1) 6" flange and universal cover assembly (S1R6CVRxx)
- Receptacles feature single circuit wiring.

Finish	Catalog No.
Brushed Aluminum	S1R6PTWZALU
Black Powder Coat	S1R6PTWZBLK
Brushed Brass Plated	S1R6PTWZBRS
Antique Bronze Plated	S1R6PTWZBRZ
Gray Powder Coat	S1R6PTWZGRY
Satin Nickel Plated	S1R6PTWZKNL



Pre-Wired 50/50 Split 6" Fire-Rated Poke-Through for Data AV

Kit includes:

- (1) Hubbell SystemOne 6" floor fitting (S1R6PTFIT)
 - (4) 1 unit Hubbell iSTATION openings (S1R6SPD)
 - (1) decorator opening and (2) keystone openings (S1R6SPE)
 - (4) 20A, pre-wired receptacles (S1R6SPH)
 - (1) 6" flange and universal cover assembly (S1R6CVRxx)
- Opening architecture keystone openings accept Hubbell modular jacks and many others. Receptacles feature single or two circuit wiring and isolated ground capability.

Brushed Aluminum	S1R6PTDEHALU
Black Powder Coat	S1R6PTDEHBLK
Brushed Brass Plated	S1R6PTDEHBRS
Antique Bronze Plated	S1R6PTDEHBRZ
Gray Powder Coat	S1R6PTDEHGRY
Satin Nickel Plated	S1R6PTDEHNKL



Pre-Wired 50/50 Split 6" Fire-Rated Poke-Through for Third Party Devices

Kit includes:

- (1) Hubbell SystemOne 6" floor fitting (S1R6PTFIT)
 - (3) Extron® AAP openings (S1R6SPA)
 - (5) Extron® MAPP openings (S1R6SPC)
 - (1) decorator opening and (2) Hubbell keystone openings (S1R6SPE)
 - (4) 20A, pre-wired receptacles (S1R6SPH)
 - (1) 6" flange and universal cover assembly (S1R6CVRxx)
- Opening architecture Keystone openings accept Hubbell modular jacks and many others. Receptacles feature single or two circuit wiring and isolated ground capability.

Brushed Aluminum	S1R6PTACEHALU
Black Powder Coat	S1R6PTACEHBLK
Brushed Brass Plated	S1R6PTACEHBRS
Antique Bronze Plated	S1R6PTACEHBRZ
Gray Powder Coat	S1R6PTACEHGRY
Satin Nickel Plated	S1R6PTACEHNKL

6" Fire-Rated Poke-Through with Finished Cover

Kit includes:

- (1) Hubbell SystemOne 6" floor fitting (S1R6PTFIT)
- (1) 6" flange and universal cover assembly (S1R6CVRxx)

Brushed Aluminum	S1R6PTALU
Black Powder Coat	S1R6PTBLK
Brushed Brass Plated	S1R6PTBRS
Antique Bronze Plated	S1R6PTBRZ
Gray Powder Coat	S1R6PTGRY
Satin Nickel Plated	S1R6PTNKL



6" Fire-Rated Poke-Through for Furniture Feed Applications

Kit includes:

- (1) Hubbell SystemOne 6" floor fitting (S1R6PTFIT)
- (1) 6" furniture feed flange and cover assembly (S1R6FFCVRxx)
- (1) 2" conduit fitting (S1RFFFIT2)
- (1) 3/4" conduit fitting (S1RFFFIT075)

Brushed Aluminum	S1R6PTFFALU
Black Powder Coat	S1R6PTFFBLK
Brushed Brass Plated	S1R6PTFFBRS
Antique Bronze Plated	S1R6PTFFBRZ
Gray Powder Coat	S1R6PTFFGRY
Satin Nickel Plated	S1R6PTFFNKL

Note: xx indicates finish options.
Extron is a registered trademark of Extron Electronics.

Complies with UL514 A & C




AV Inspired Fire-Rated Poke-Through

The Hubbell S1PTAVxxx offers an industry leading 1½" data/AV EMT and ¾" power EMT to maximize use of the 4" core hole.



Multiple Sub-Plates

Allow for use of most standard and third party devices.



Fire Rating

Fire barrier expands during fire conditions to maintain the floor's fire rating up to four hours.



Unique Cover Design

Durable cast aluminum construction available in black, gray, brass, aluminum and ivory powder coat finishes.


Specifications



- UL installation spacing: minimum two feet on center, not more than one per 65 square feet of floor area in each span
- Hubbell SystemOne Fire-Rated Poke-Throughs are approved for use in the City of Chicago
- Meets ADA standards for accessible design, section 4.3.8

Design Applications

For data centers, education, cafeterias, commercial office space, retail, etc.



For technical files, including BIM models, CAD files and Customer drawings, visit www.hubbell.com/hubbellpremisewiring/en under Resources > Technical.

ScrubShield
Complies with UL514 A & C

Hubbell SystemOne 4-Inch Core Hole One-Piece Poke-Throughs

All Hubbell SystemOne 4-inch core, one-piece poke-throughs include the sub-plate and cover to simplify your order and reduce installation time. Units are also available with a power junction box installed. The junction box is also available for purchase separately.



One-Piece 4X4 Poke-Through

Description	Color	Without Junction Box	With Junction Box*
Assembled unit includes: <ul style="list-style-type: none"> Hubbell SystemOne 4X4 floor fitting (S1PT4X4FIT) 4X4 sub-plate (S1SP4X4) Finish flange and universal carpet cover assembly (S1CFCxx) 4-hour fire classification Keystone openings accept Hubbell modular jacks, X-END connectors and flush multimedia Snap Fit connectors. Receptacles feature single or two circuit wiring and isolated ground capability.	Aluminum Finish Brass Finish Black/Brass Finish Black Gray	① S1PT4X4AL S1PT4X4BRS S1PT4X4BRS3 S1PT4X4BL S1PT4X4GY	S1PT4X4ALJ S1PT4X4BRSJ S1PT4X4BRS3J S1PT4X4BLJ S1PT4X4GYJ



One-Piece Dual Style Line® Decorator Poke-Through

Assembled unit includes: <ul style="list-style-type: none"> Hubbell SystemOne dual channel floor fitting (S1PTFIT) Dual Style Line Decorator opening sub-plate (S1SP) Finish flange and universal carpet cover assembly (S1CFCxx) 4-hour fire classification Style Line Decorator openings accept two Style Line Decorator or one surge or GFCI receptacle and one Style Line Decorator receptacle. Outlet frames can be used to convert the application to a 6-port multi-service or a 12-port all communication solution. Fitting is 4-hr rated at 100% fill to accommodate (12) Cat 6A cables (0.330" diameter).	Aluminum Finish Brass Finish Black Gray	② S1PTAL S1PTBRS S1PTBL S1PTGY	S1PTALJ S1PTBRSJ S1PTBLJ S1PTGYJ
---	--	---	---



One-Piece Modular AV Poke-Through

Assembled unit includes: <ul style="list-style-type: none"> Hubbell SystemOne AV floor fitting (S1PTAVFIT) 20A, 125V power and 3-unit Hubbell iSTATION sub-plate (S1SP3IM) Finish flange and universal carpet cover assembly S1CFCxx) 4-hour fire classification The Hubbell iSTATION recessed opening can accommodate datAVoice/audio and video solutions including 15-pin VGA, RCA, S-Video, 3.5mm stereo, X-END, HDMI and XLR microphone jacks.	Aluminum Finish Brass Finish Black Gray	③ S1PT3IMAL S1PT3IMBRS S1PT3IMBL S1PT3IMGY	S1PT3IMALJ S1PT3IMBRSJ S1PT3IMBLJ S1PT3IMGYJ
--	--	---	---



One-Piece Furniture Feed Poke-Through

Assembled unit includes: <ul style="list-style-type: none"> Hubbell SystemOne AV floor fitting (S1PTAVFIT) Hubbell SystemOne Furniture Feed Cover Plate (S1SPFFxx) 4-hour fire classification This solution provides (1) 3/4" conduit for power and (1) 1 1/2" conduit for low-voltage; furnished with two screw-in flexible metal conduit connectors	Aluminum Finish Brass Finish Black Gray	④ S1PTFFAL S1PTFFBRS S1PTFFBL S1PTFFGY	S1PTFFALJ S1PTFFBRSJ S1PTFFBLJ S1PTFFGYJ
--	--	---	---



*Junction box factory installed on through floor fitting

ScrubShield
Complies with UL514 A & C



Hubbell SystemOne 4-Inch Core Hole, Three-Piece Units

4X4 Through Floor Fitting

Description	Without Junction Box	With Junction Box*
Through floor fitting with two 3/4" E.M.T. for communications and one 3/4" E.M.T. for power. For use with Hubbell SystemOne universal covers and S1SP4X4 and S1SPTL series sub-plates only. Universal cover and sub-plate ordered separately. 4-hour fire classification.	S1PT4X4FIT	① S1PT4X4FITJ

Dual Channel Through Floor Fitting

Through floor fitting with two 1" E.M.T. conduit stems to feed power and/or communication services. For use with Hubbell SystemOne universal covers and all Hubbell sub-plates except S1SP4X4 and S1SPTL series. Universal cover and sub-plate ordered separately. 4-hour fire classification.	S1PTFIT	② S1PTFITJ
--	----------------	-------------------

AV Through Floor Fitting

Through floor fitting with one 3/4" E.M.T. conduit stem for power and one 1 1/2" E.M.T. conduit stem for communication services. Ideal for demanding, high capacity audio/video and data requirements. For use with Hubbell SystemOne universal covers and all Hubbell sub-plates except S1SP4X4 and S1SPTL series. Universal cover and sub-plate ordered separately. 4-hour fire classification.	S1PTAVFIT	③ S1PTAVFITJ
---	------------------	---------------------

*Junction box factory installed on through floor fitting.



















Hubbell SystemOne Universal Covers

Color	Carpet Catalog No.	Tile Catalog No.
Aluminum Finish	④ S1CFCAL	⑤ S1TFCAL
Brass Finish	S1CFCBRS	S1TFCBRS
Black	S1CFCBL	S1TFCBL
Gray	S1CFCGY	S1TFCGY
Ivory	S1CFICI	S1TFICI

Poke-Through Accessories

Description	Catalog No.
Abandonment plate, black	⑥ S1AP4BL
Abandonment plate, gray	S1AP4GY
Fire-rated closure plug, black	⑦ S1FRP4BL
Fire-rated closure plug, gray	S1FRP4GY
Power junction box with trade size knockouts: (1) top 1", (1) bottom 3/4", (2) side 1/2", (1) side 3/4"	⑧ S1FRPTJB

ScrubShield
Complies with UL514 A & C

Description	Catalog No.	Description	Catalog No.	Description	Catalog No.
Style Line® Decorator/GFCI (2) Style Line decorator openings for power and/or datacom applications	 S1SP	Duplex/Duplex (2) duplex openings for power and/or datacom applications	 S1SPDU	Duplex/Style Line® Decorator (1) duplex and (1) Style Line decorator opening for power and/or datacom applications	 S1SPDUSL
Hubbell 4 X 4 (4) 20A, 125V receptacles, (4) keystone openings for Hubbell jacks or flush AV connectors; power can be wired as single or two circuit with isolated ground capability Provided with 15' wire leads Provided with 30' wire leads	 S1SP4X4 S1SP4X415 S1SP4X430	Carpet Furniture Feed Cover/Flange* (1) ¾" and (1) 1½" NPT access holes for power and/or datacom applications; universal cover not required; includes carpet flange	 S1SPFFAL S1SPFFBRS S1SPFFBL S1SPFFGY	Tile Furniture Feed Cover/Flange* (1) ¾" and (1) 1½" NPT access holes for power and/or datacom applications; universal cover not required; includes tile flange	 S1SPFFTL S1SPFFTBR S1SPFFTBL S1SPFFTGY
Single Receptacle + Data Opening for 20 or 30A Twist-Lock® receptacle (1.56" OD) and (2) keystone openings for Hubbell jacks or flush AV connectors	 S1SPTL	Hubbell DataCom + Power (1) 20A, 125V receptacle and 3 unit recessed Hubbell iSTATION opening for data, voice and AV applications	 S1SP3IM	Hubbell DataCom + Duplex (1) duplex opening, (2) flush keystone openings and 1.5 unit recessed Hubbell iSTATION opening for data, voice and AV applications	 S1SPDU2IM
Hubbell DataCom + Style Line® Decorator (1) Style Line decorator opening, (2) flush keystone openings and 1.5 unit recessed Hubbell iSTATION opening for data, voice and AV applications	 S1SPSL2IM	Hubbell DataCom 1 unit flush Hubbell iSTATION opening and 3 unit recessed Hubbell iSTATION opening for data, voice and AV applications	 S1SP4IM	Active Multimedia + Power Single 20A, 125V receptacle, (2) flush keystone openings, (1) rectangular Style Line® decorator opening to accommodate active multimedia modules or low voltage outlet frames	 S1SPAMM20
Extron® or FSR + Power (1) 20A, 125V receptacle, recessed opening for (3) single Extron® MAAP series adapter plates or FSR IPS plates	 S1SPEXT1	Extron® or FSR + Power (1) 20A, 125V receptacle, recessed opening for (1) single Extron MAAP and (2) single AAP series adapter plates or FSR IPS plates	 S1SPEXT2	Extron® or FSR Single-Service Recessed opening for (2) single Extron MAAP and (2) single AAP series adapter plates or FSR IPS plates	 S1SPEXT3
Extron® AAP + Power (1) 20A, 125V receptacle, (2) flush keystone and recessed openings for (2) single Extron AAP Series adapter plates	 S1SPEXT4				

*Furnished with two screw-in flexible metal conduit connectors. See Section F for complete offering of Hubbell jacks and frames. See page R16 for FRPT Configuration Chart.



①



②



③



④

























Sub-Plate Accessories					
Replacement threaded conduit plugs					
Description	Color				
	Aluminum Finish	Brass Finish	Black	Gray	
1½" plug	S1FP15AL	S1FP15BRS	① S1FP15BL	S1FP15GY	
¾" plug	S1FP34AL	S1FP34BRS	② S1FP34BL	S1FP34GY	
See R2 for colors/finishes; Use with S1SPFFxx and S1SPFFTxx only; Sub-plate supplied with plugs					

Decorator Frames		
Color		Catalog No.
Blank Style Line®, Black	③	NS620BK
2-Port, Style Line, Black		ISF2BK
4-Port, Style Line, Black	④	ISF4BK
6-Port, Style Line, Black		ISF6BK

Extron is a registered trademark of Extron Electronics.

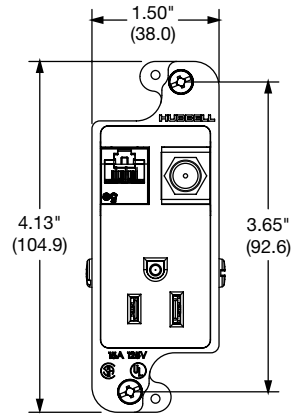

Complies with UL514 A & C

Approved for use in the City of Chicago (Except S1PFB)

Sub-Plates		Floor Boxes*				4" Core Hole Fire-Rated Poke-Throughs				
		Non-Metallic	Metal							
									S1PFB	S1CFB
S1SP	Style Line® Decorator/GFCI		3	3.5	3.5	3.5	✓+ (Single-Service)	✗	✓ (Multi-Service)	
S1SPDU	Duplex/Duplex		3	3.5	3.5	3.5	✓+ (Single-Service)	✗	✓ (Multi-Service)	
S1SPDUSL	Duplex/Style Line® Decorator		3	3.5	3.5	3.5	✓+ (Single-Service)	✗	✓ (Multi-Service)	
S1SP4X4	Hubbell 4X4		4	4	4	4	✗	✓+	✗	
S1SPTL	Twist-Lock® Receptacle + Data		4	4	4	4	✗	✓+	✗	
S1SP3IM	Hubbell DataCom + Power		5	5	5	5	✓	✗	✓+	
S1SP4IM	Hubbell DataCom		3.5	3.5	3.5	3.5	✓	✗	✓+	
S1SPDU2IM	Hubbell DataCom + Duplex		5	5	5	5	✓	✗	✓+	
S1SPSL2IM	Hubbell DataCom + Style Line® Decorator		5	5	5	5	✓	✗	✓+	
S1SPFFxx (Carpet)	Furniture Feed Cover/Flange (Replace xx with BRS (Brass Finish), AL (Aluminum Finish), BL (Black) or GY (Gray))		3	3.5	3.5	3.5	✓	✗	✓+	
S1SPFFTxx (Tile)			3	3.5	3.5	3.5	✓	✗	✓+	
S1SPEXT1	Extron® or FSR® MAAP + Power		4	4	4	4	✓	✗	✓+	
S1SPEXT2	Extron® or FSR® AAP/MAAP + Power		4	4	4	4	✓	✗	✓+	
S1SPEXT3	Extron or FSR® Datacom		4.5	4.5	4.5	4.5	✓	✗	✓+	
S1SPEXT4	Extron or FSR® AAP + Flush Keystone + Power		4	4	4	4	✓	✗	✓+	
S1SPAMM20	Active Multimedia + Flush Keystone + Power		5	5	5	5	✓	✗	✓+	
S1CFCxx SystemOne Carpet Cover	Hubbell SystemOne Floor Boxes and FRPTs use SystemOne Universal Covers (Replace xx with BRS (Brass Finish), AL (Aluminum Finish), BL (Black), GY (Gray) or I (Ivory))		○ Signifies minimum depth of concrete pour in inches for Hubbell SystemOne Floor Boxes.				✓+ Recommended Floor Fitting	✓ Alternative Floor Fitting	✗ Not Compatible	
S1TFCxx SystemOne Tile Cover			Extron® is a registered trademark of Extron Electronics. FSR® is a registered trademark of FSR, Inc.							



Requires unique box shown below



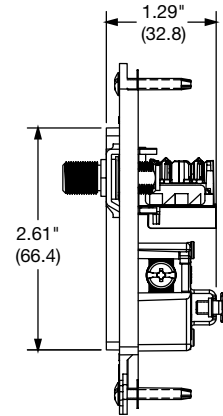
Patented

JLOAD provides low voltage and power in the same frame

Specifications



- UL Listed tamper-resistant receptacle
- Unique mounting strap for use with RJ600 box
- Minimum spacing for power and low voltage
- RoHS compliant



①







②








③

JLOAD® Multimedia Outlet

Description	Color	 		 	
		15A 125V NEMA 5-15R UL/CSA		20A 125V NEMA 5-20R UL/CSA	
JLOAD multimedia outlet, specifically designed to provide power, Category 5e and coaxial in a single gang box; requires JLOAD multimedia box RJ600; perfect for HDTV and computer use where a combination of power and data are needed; includes decorator frame, (1) Category 5e, (1) F-connector and (1) power receptacle 125V with voltage divider	Black Gray Ivory Light Almond White	RJ650BKTR RJ650GYTR RJ650ITR RJ650LATR RJ650WTR		RJ620BKTR RJ620GYTR RJ620ITR RJ620LATR RJ620WTR	①
JLOAD multimedia outlet, includes decorator frame with two open ports for custom configuration and one power receptacle 125V with voltage divider	Black Gray Ivory Light Almond White	RJ65BKTR RJ65GYTR RJ65ITR RJ65LATR RJ65WTR		RJ62BKTR RJ62GYTR RJ62ITR RJ62LATR RJ62WTR	②
JLOAD multimedia box, 3" deep with seven 1/2" knockouts, non-metallic sheathed cable clamps on each side; screw in mounting to stud; divider provided with JLOAD outlet	Steel	RJ600	③	RJ600	③

Three Service Aluminum Service Poles

Description	Color	10' 2" (3.10m)	12' 2" (3.71m)	15' 2" (4.62m)
(2) 20A 125V Style Line® duplex receptacles; one circuit 	Black	HBLPP10BK	HBLPP12BK	HBLPP15BK
	Gray	HBLPP10A	HBLPP12A	HBLPP15A
	Ivory	① HBLPP10AI	HBLPP12AI	HBLPP15AI
	Office White	HBLPP10OW	HBLPP12OW	HBLPP15OW
	White	HBLPP10W	HBLPP12W	HBLPP15W
(1) Orange isolated ground 20A 125V Style Line duplex receptacle; (1) 20A 125V Style Line duplex receptacle; two circuits 	Black	HBLPP10IGBK	-	-
	Gray	② HBLPP10IGA	-	-
	Ivory	HBLPP10IGAI	-	-
	Office White	HBLPP10IGOW	-	-
	White	HBLPP10IGW	-	-
(2) Orange isolated ground 20A 125V Style Line duplex receptacles; (1) isolated ground surge suppression 20A 125V duplex receptacle; one circuit 	Black	HBLPP10SBK	-	-
	Gray	③ HBLPP10SA	-	-
	Ivory	HBLPP10SAI	-	-
	Office White	HBLPP10SOW	-	-
	White	HBLPP10SW	-	-
(1) 20A 125V GFCI Self Test duplex receptacle with (2) ground fault protected 20A 125V Style Line duplex receptacles; one circuit 	Black	HBLPP10GFBK	HBLPP12GFBK	HBLPP15GFBK
	Gray	HBLPP10GF	HBLPP12GF	HBLPP15GF
	Ivory	HBLPP10GFI	HBLPP12GFI	HBLPP15GFI
	Office White	HBLPP10GFW	HBLPP12GFW	HBLPP15GFW
	White	④ HBLPP10GFW	HBLPP12GFW	HBLPP15GFW
Blank pole; divider; (4) Style Line device knockouts 	Black	HBLPPOBK	HBLPPO12BK	HBLPPO15BK
	Gray	HBLPPOA	HBLPPO12A	HBLPPO15A
	Ivory	HBLPPOAI	HBLPPO12AI	HBLPPO15AI
	Office White	HBLPPOOW	HBLPPO12OW	HBLPPO15OW
	White	HBLPPOW	HBLPPO12W	HBLPPO15W
Clear Anod. Aluminum HBLPPOAAL HBLPPO12AAL HBLPPO15AAL				

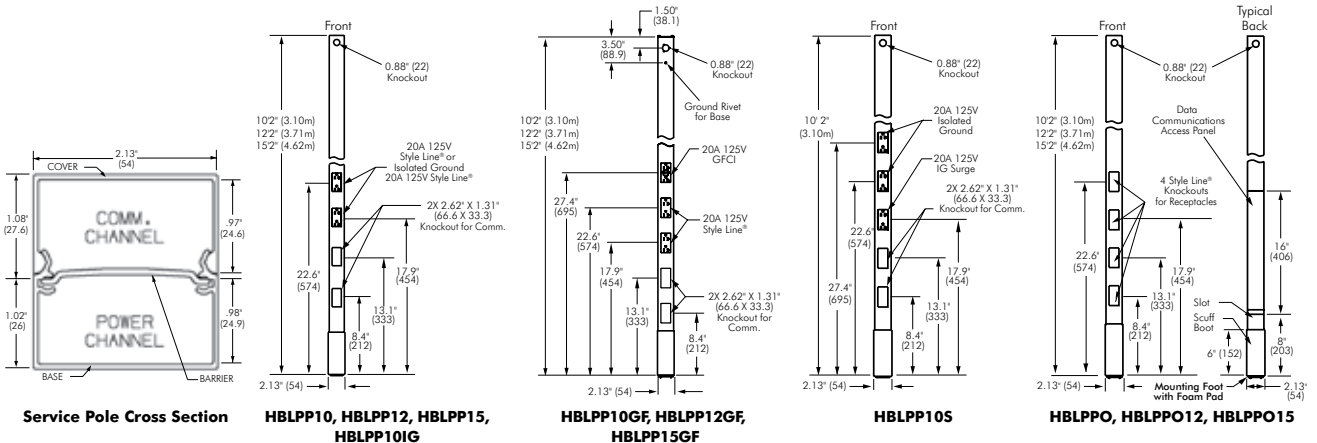
Accessories

Description	Catalog No.
Adjustable T-bar assembly for mounting poles in the middle of ceiling tile	⑤ ATB*
Replacement service pole trim kit (Office White)	⑥ PPTRIM1*

*Not UL Listed

Dimensions

Inches (mm)



Custom Poles

Using the chart below, you are able to create a custom service pole.

Position Selections	S	P	1	2	3	4	5	6	7	8	9	10	11	12	13	14
			1	0	0	2	1	1	B	B	B	X	X	X	C	I

Example: **SP100211BBBXXCI**

10 feet 02 inches, (2) rectangular Style Line® knockouts for data, (3) HBL2162 duplex receptacles, (2) circuits (first two receptacles on Circuit #1, remaining receptacles on Circuit #2), Ivory

Worksheet

Position Selections	S	P														
---------------------	----------	----------	--	--	--	--	--	--	--	--	--	--	--	--	--	--

Position 1 and 2: Height to the nearest foot 08–22'

Position 3 and 4: Height in inches up to 11" 00–11"

Position 5, 6, 7, 8, 9, 10, 11, 12:
Starting at Position 5, select datacom knockouts/device frames followed by power receptacle/power knockout options. If the service pole is power only, select receptacle options starting at Position 5. Empty positions should be filled with an "X" to designate an empty field.

- Data Selections**
- 1 - Rectangular Style Line® knockout
 - 2 - ½" NPT knockout (0.875" diameter)
 - 3 - ¾" NPT knockout (1.109" diameter)
 - 4 - 2-port Style Line data frame, 1-gang, 2-port voice/data frame
 - 5 - 3-port Style Line data frame, 1-gang, 3-port voice/data frame

Note: If power receptacles are chosen, then power knockouts may not be chosen in the same service pole.

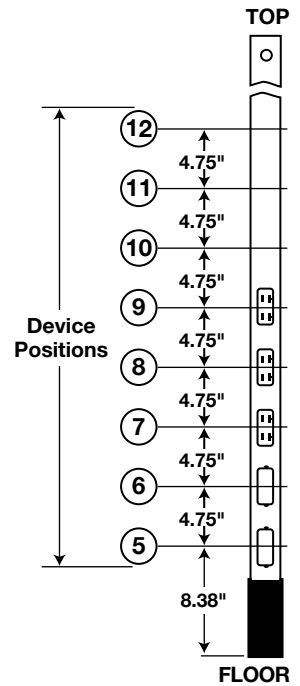
- Power Selections**
- 6 - Rectangular Style Line knockout (for blank poles only)
 - 7 - ½" NPT knockout (0.875" diameter, for blank poles only)
 - 8 - ¾" NPT knockout (1.109" diameter, for blank poles only)
 - A - 5362, 20A, 125V AC, duplex
 - B - HBL2162, 20A, 125V AC, Style Line duplex
 - C - IG5362, 20A, 125V AC, I.G. duplex
 - D - IG2162, 20A, 125V AC, I.G. Style Line duplex
 - G - HBL4700, 15A, 125V AC, Twist-Lock® duplex
 - H - IG4700, 15A, 125V AC, I.G. Twist-Lock duplex
 - I - IG2310, 20A, 125V AC, I.G. Twist-Lock single
 - J - IG5361, 20A, 125V AC, I.G. single
 - K - HBL5361, 20A, 125V AC, single
 - L - HBL2310, 20A, 125V AC, Twist-Lock single
 - M - HBL2610, 30A, 125V AC, Twist-Lock single
 - N - HBL2320, 20A, 250V AC, Twist-Lock single
 - O - HBL2620, 30A, 250V AC, Twist-Lock single
 - Q - IG4710, 15A, 125V AC, I.G. Twist-Lock single
 - R - HBL4710, 15A, 125V AC, Twist-Lock single
 - S - HBL5662, 15A, 250V AC, duplex
 - T - IG5662, 15A, 250V AC, I.G. duplex
 - U - HBL5661, 15A, 250V AC, single
 - V - IG5661, 15A, 250V AC, I.G. single
 - W - HBL5462, 20A, 250V AC, duplex

Position 13: Power Circuits

- Z - No circuits (should only be selected when the service poles has ONLY data and/or power knockouts)
- A - All devices on a single circuit
 - B - 2 circuits, first receptacle on Circuit #1, remaining receptacles on Circuit #2
 - C - 2 circuits, first 2 receptacles on Circuit #1, remaining receptacles on Circuit #2
 - D - 2 circuits, first 3 receptacles on Circuit #1, remaining receptacles on Circuit #2
 - E - 2 circuits, first 4 receptacles on Circuit #1, remaining receptacles on Circuit #2
 - F - 2 circuits, first 5 receptacles on Circuit #1, remaining receptacles on Circuit #2
 - G - 2 circuits, first 6 receptacles on Circuit #1, remaining receptacles on Circuit #2
 - H - 2 circuits, first 7 receptacles on Circuit #1, remaining receptacles on Circuit #2

Position 14: Color

- I - Ivory
- G - Gray
- W - White
- K - Black
- A - Aluminum with clear anodized finish



DELIVERY

Raceway

Hubbell Raceway systems have been designed to address today's data intensive applications and multimedia installations. Features include easy configurability, compliant bend radius corners and fittings, deep boxes for use with audio/video, fiber and category rated cabling and connections.





Index

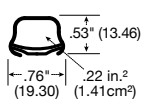
- Raceway Profiles, Quick Reference GuideS3
- Metal Raceway.....S4
- HBL500, HBL700 and HBL750 SeriesS5
- HBL2000 and HBL2000A SeriesS11
- Metal PlugTrak® SeriesS13
- HBL2400 and HBL2400D Raceway.....S14
- HBL2400 and HBL2400D Series.....S15
- HBL3000 SeriesS19
- HBL4750 SeriesS23
- HBL6750 SeriesS29
- Aluminum RacewayS34
- HBLALU2000 SeriesS35
- Aluminum PlugTrak® Series.....S37
- HBLALU3800 and HBLALU4800 SeriesS39
- HBLALU5000 and HBLALU7620 SeriesS43
- Device Brackets and Wallplates.....S46
- Frame Modules and Modular Connector Fittings.....S47
- Metal/Aluminum Raceway Wire Fill Capacity Chart and Compatibility...S48
- Metal and Aluminum Raceway Cross ReferenceS49
- PREMISETRAK® Non-Metallic RacewayS55
- LANTRAK® Non-Metallic RacewayS57
- WALLTRAK® Non-Metallic RacewayS58
- BASETRAK® Non-Metallic RacewayS60
- SUPER BASETRAK® Non-Metallic RacewayS62
- Non-Metallic PlugTrak®S63
- Non-Metallic Raceway Wallplates and Modular Connector Fittings.....S64
- Non-Metallic Raceway Wire Fill Capacity and Compatibility.....S65
- Pre-Wired Raceway SystemsS66

Quick Reference Guide Inches (mm)

Color: Ivory, Gray or White

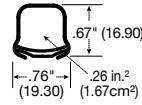
Metal Raceway

HBL500
Ivory/White



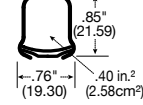
Page S5

HBL700
Ivory/White



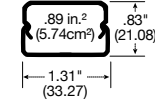
Page S5

HBL750
Ivory/White



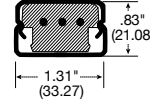
Page S5

HBL2000/A
Ivory/Gray



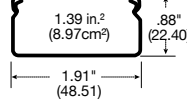
Page S11

Metal PlugTrak®
Ivory/Gray



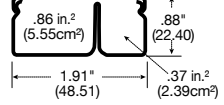
Page S13

HBL2400
Ivory



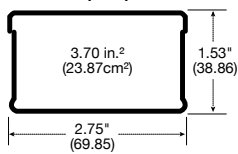
Page S15

HBL2400D
Ivory



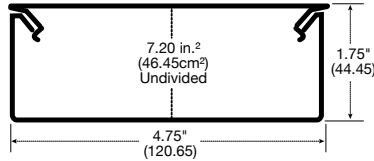
Page S15

HBL3000*
Ivory/Gray



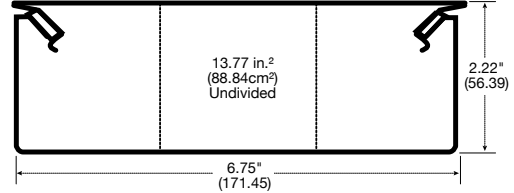
Page S19

HBL4750*
Ivory/Gray



Page S23

HBL6750*
Ivory/Gray

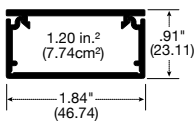


Page S29

Color: Satin Anodized Finish

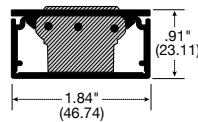
Aluminum Raceway

HBLALU2000



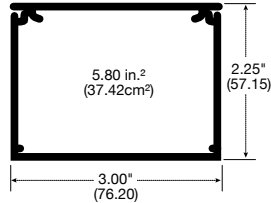
Page S35

Aluminum PlugTrak®



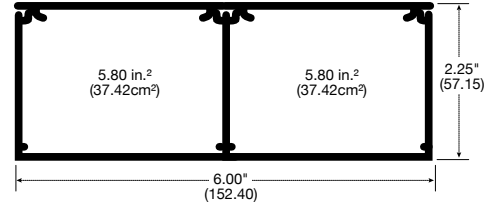
Page S37

HBLALU3800*



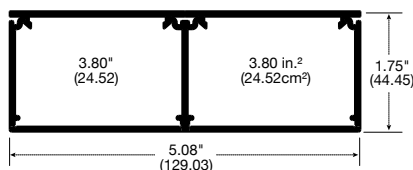
S39

HBLALU4800*



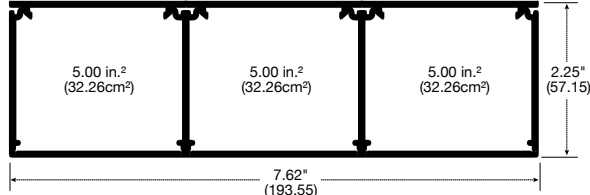
Page S40

HBLALU5000*



Page S43

HBLALU7620*

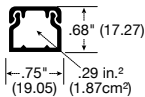


Page S44

Color: Office White, White and Black

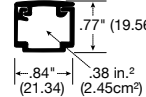
Non-Metallic Raceway

PT1



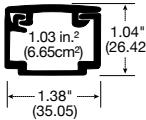
Page S55

PP1



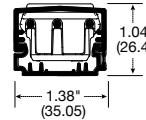
Page S56

PL1



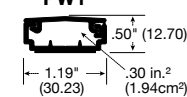
Page S57

Non-Metallic PlugTrak®



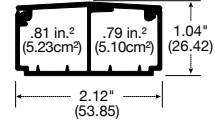
Page S63

PW1



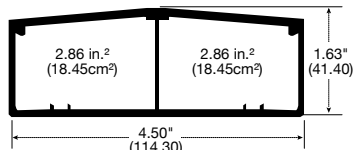
Page S58

PW2



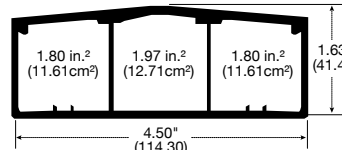
Page S59

PB2*



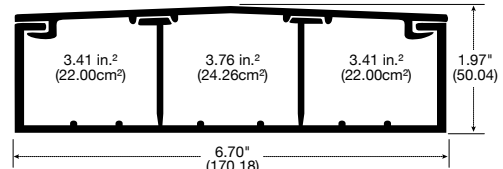
Page S60

PB3



Page S61

PS3*



Page S62

*Available PRE-WIRED

Products at a Glance




HBL500, HBL700 and HBL750 Series

- Hubbell's exclusive HBL750 Series adds an additional profile for data and electrical applications



Innovative Box Design

- Hubbell Handy-Screw® eases installation by eliminating difficult to install long screws
- Rounded corners with no sharp edges
- One seam construction provides a clean look
- Box design allows standard wallplates to be mounted flush with virtually no perimeter profile exposed
- Full line of metal wallplates available; see Section T



Enhanced Datacom Capabilities

- Capacity for up to five Category 5e, three Category 6, or two Category 6A cables
- Available with 1½ inch (38.10mm) Category 6 and 6A bend radius fittings
- Largest single channel low profile raceway available in its class
- Ideal for datacom and oversized neutral applications



White Metal Raceway

- HBL750 Series available in white
- Full line of product
- Additional color options available for architects and interior designers




Retrofit Box for Fire Alarm Detectors

- Fits most manufacturers of audible alarm systems
- Compatible with HBL500, HBL700 and HBL750 Series metal raceway
- Available in white and ivory

HBL500, HBL700 and HBL750 Series Inches (mm)

HBL500, HBL700 and HBL750 Series	Description	Color	Length	HBL500 Series	HBL700 Series	HBL750 Series
	Base and Cover Available in 5ft (1.5m) lengths, packed 50ft (15m) per carton and 10ft (3m) lengths, packed 100ft (30m) per carton. HBL5701C coupling furnished with each length.	Ivory Ivory White	5ft 10ft 10ft	- HBL50010IV HBL50010W A: .53" (13.46) B: .76" (19.30)	- HBL700IV HBL700W A: .67" (16.90) B: .76" (19.30)	HBL7505IV HBL75010IV HBL75010W A: .85" (21.59) B: .76" (19.30)




Standard	Color	1-Gang	2-Gang	3-Gang	4-Gang	5-Gang	6-Gang
	Ivory White	HBL57481IVA HBL57481WA A: 4.54" (115.32) B: 2.82" (71.63) C: 1.75" (44.45)	HBL57482IVA HBL57482WA A: 4.54" (115.32) B: 4.64" (117.86) C: 1.75" (44.45)	HBL57483IVA HBL57483WA A: 4.54" (115.32) B: 6.45" (163.88) C: 1.75" (44.45)	HBL57484IVA - A: 4.54" (115.32) B: 8.26" (209.91) C: 1.75" (44.45)	HBL57485IVA - A: 4.54" (115.32) B: 10.01" (255.93) C: 1.75" (44.45)	HBL57486IVA - A: 4.54" (115.32) B: 11.89" (301.96) C: 1.75" (44.45)
Shallow	Ivory White	HBL57471IVA HBL57471WA A: 4.54" (115.32) B: 2.82" (71.63) C: 1.38" (35.05)	HBL57472IVA HBL57472WA A: 4.54" (115.32) B: 4.64" (117.86) C: 1.38" (35.05)	HBL57473IVA - A: 4.54" (115.32) B: 6.45" (163.88) C: 1.38" (35.05)	- -	- -	- -
Deep	Ivory White	HBL5744S1IVA HBL5744S1WA A: 4.54" (115.32) B: 2.82" (71.63) C: 2.25" (57.00)	HBL5744S2IVA HBL5744S2WA A: 4.54" (115.32) B: 4.64" (117.86) C: 2.25" (57.00)	HBL5744S3IVA - A: 4.54" (115.32) B: 6.45" (163.88) C: 2.25" (57.00)	- -	- -	- -
Extra Deep	Ivory White	HBL5744I1IVA HBL5744I1WA A: 4.54" (115.32) B: 2.82" (71.63) C: 2.75" (69.85)	HBL5744I2IVA HBL5744I2WA A: 4.54" (115.32) B: 4.64" (117.86) C: 2.75" (69.85)	HBL5744I3IVA - A: 4.54" (115.32) B: 6.45" (163.88) C: 2.75" (69.85)	- -	- -	- -
Base Trade Size KOs		2 - 1/2"	1 - 1/2", 3/4" Concentric 1 - Rectangular	3 - 1/2"	4 - 1/2"	5 - 1/2"	6 - 1/2"

Note: For datacom applications, box selection is dependent on depth of jacks; see Section B



Extension Boxes	Description	Color	1-Gang	1-Gang Deep	1-Gang Blank	2-Gang	3-Gang
	Extension Boxes To extend existing flush switch and receptacle boxes. Blank is used where it is desired to blank original outlet.	Ivory White	HBL57511IVA HBL57511WA A: 4.54" (115.32) B: 2.82" (71.63) C: 1.38" (35.05)	HBL5751A1IVA HBL5751A1WA A: 4.54" (115.32) B: 2.82" (71.63) C: 1.75" (44.45)	HBL5760IVA - A: 4.54" (115.32) B: 2.82" (71.63) C: 1.13" (28.70)	HBL57512IVA - A: 4.54" (115.32) B: 4.64" (117.86) C: 1.38" (35.05)	HBL57513IVA - A: 4.54" (115.32) B: 6.45" (163.88) C: 1.38" (35.05)

HBL500, HBL700 and HBL750 Series Inches (mm)

	1-Gang			2-Gang		
	Description	Color	Catalog No.	Description	Color	Catalog No.
1-Gang Specialty Boxes	Low Profile Switch/Receptacle Base has 1/2in trade size KOs.	Ivory White	HBL5748SIVA HBL5748SWA A: 4.54" (115.32) B: 2.82" (71.63) C: 1.13" (28.70)	Alarm Device Box Surface mounting of alarm devices and safety signals.	Ivory White Red	HBL5752IVA - HBL5752RA A: 4.54" (115.32) B: 4.64" (117.86) C: 1.38" (35.05)
	Combination Switch/Receptacle Connects surface runs of 1/2in trade size conduit, one raceway twistout each side and three raceway twistouts top and bottom.	Ivory White	HBL5745IVA HBL5745WA A: 4.54" (115.32) B: 2.82" (71.63) C: 1.75" (44.45)	Extra Deep Alarm Device Box For surface mounting of alarm devices and safety signals. Cover is 2.75in (69.85) deep.	Ivory White Red	HBL5753IVA - HBL5753RA A: 4.54" (115.32) B: 4.64" (117.86) C: 2.75" (69.85)
	Utility Box* For use as a tee, cross, pull box, junction box or blank box. Base has 1/2in trade size KOs.	Ivory White	HBL57242IVA HBL57242WA A: 4.12" (104.78) B: 2.00" (50.80) C: 1.39" (35.31)	Distribution Box Twistouts permit three parallel raceway runs on each side. Cover takes devices with mounting screw centers of 2.75in (69.85), 3.5in (89.00), 4.06in (103.00) and canopy fixture not larger than 4.63in (117.00). Can be used with HBL5736IV (blank cover) to create junction box.	Ivory White	HBL5735IVA - A: 4.54" (115.32) B: 4.64" (117.86) C: 1.38" (35.05)


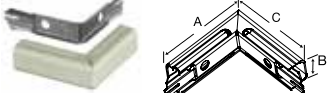

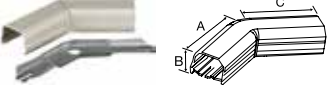
*Use Catalog No. HBL5791 for connecting 1/2in EMT to HBL5745 and HBL57242 boxes.

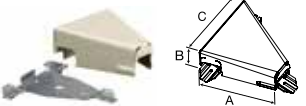



	Description	Color	Round Boxes		
			4.75 inches O.D.	5.50 inches O.D.	6.38 inches O.D.
Round Boxes	Extension Box (Open Base) For mounting on 3.25in (83.00) or 4in (102.00) round or square conduit boxes or other recessed outlets. Cover takes any device with mounting screw centers of 2.75in (69.85), 3.5in (89.00) and 4.06in (103.00).	Ivory White	HBL5737IVA HBL5737WA A: 1.02" (26.00) B: 4.75" (120.65)	HBL5737AIVA HBL5737AWA A: 1.02" (26.00) B: 5.50" (140.00)	HBL5739AIVA - A: 1.02" (26.00) B: 6.38" (162.01)
	Fixture Box (Solid Base) To hang fixtures. Cover takes any device with mounting screw centers of 2.75in (69.85), 3.5in (89.00) and 4.06in (103.00). Both boxes can be used as a pull or junction box when used with HBL5736IV/W (blank cover).	Ivory White	HBL5738IVA HBL5738WA A: 1.02" (26.00) B: 4.75" (120.65)	HBL5738AIVA HBL5738AWA A: 1.02" (26.00) B: 5.50" (140.00)	HBL5739IVA HBL5739WA A: 1.02" (26.00) B: 6.38" (162.01)

	Specialty Round Boxes			Round Covers		
	Description	Color	Catalog No.	Description	Color	Catalog No.
Specialty Round Boxes	Outlet Box For devices with mounting screw centers of 1.47in (37.00), 1.63in (41.00), 1.69in (44.00) or 1.84in (46.00).	Ivory White	HBL5733IVA - A: 1.02" (26.00) B: 3.00" (76.00)	Blank Cover For use with HBL5733IVA. Has 1/2in trade size KO in center.	Ivory White	HBL5731IV - A: .24" (6.10) B: 2.40" (60.96)
	Fanbox with Solid Base Cover accepts fan bracket with mounting centers of 3.2in (81.00). Rated for fans and fixtures up to 50lb.	Ivory White	HBL5738AFIVA HBL5738AFWA A: .38" (9.75) B: 4.19" (106.30)	Blank Cover For use with HBL5735IVA, HBL5737IVA/WA, HBL5737AIVA/WA, HBL5739AIVA, HBL5738IVA/WA, HBL5738AIVA/WA and HBL5739IVA/WA. Has 1/2in trade size KO in center.	Ivory White	HBL5736IV HBL5736W A: .38" (9.75) B: 4.19" (106.30)
	Retrofit Box for Fire Alarm Detectors For installing round alarm sensors.	Ivory White	HBL5739AABIVA HBL5739AABWA A: 1.62" (41.15) B: 6.50" (165.10)			

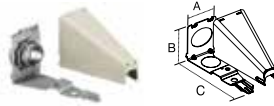
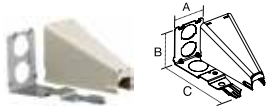



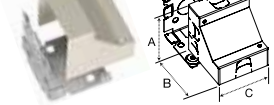
HBL500, HBL700 and HBL750 Series Inches (mm)

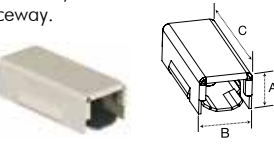
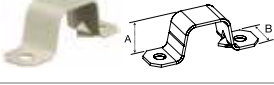
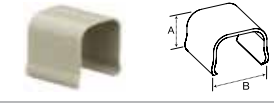
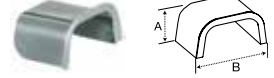
Elbows	Description	Color	HBL500 Series	HBL700 and HBL750 Series	Description	Color	HBL500, HBL700 & HBL750 Series
	Internal Elbow For inside surfaces at right angles.	Ivory White	HBL517IV HBL517W	HBL717IVA HBL717WA	Internal Elbow Bend Radius For inside surface at right angles requiring a 1.5in (38.10) bend radius. Suitable for Category 5, 5e, 6 and 6A applications.	Ivory White	HBL5717BRIVA -
			A: 3.33" (84.51) B: .58" (14.73) C: 3.33" (84.51)	A: 3.33" (84.51) B: .90" (22.86) C: 3.33" (84.51)			A: 3.33" (84.51) B: .91" (23.11) C: 3.33" (84.51)
	External Elbow For outside surfaces at right angles.	Ivory White	HBL518IV HBL518W	HBL718IVA HBL718WA	External Elbow Bend Radius For outside surfaces at right angles requiring a 1.5in (38.10) bend radius. Suitable for Category 5, 5e, 6 and 6A applications.	Ivory White	HBL5718BRIVA -
			A: 2.59" (65.71) B: .58" (14.73) C: 2.59" (65.71)	A: 2.59" (65.71) B: .90" (22.86) C: 2.59" (65.71)			A: 4.86" (123.43) B: .78" (19.80) C: 1.35" (34.28)
90° Flat Elbow For right angle turns on same surface.	Ivory White	HBL511IV HBL511W	HBL711IVA HBL711WA	Flat Elbow Bend Radius For right angle turns requiring a 1.5in (38.10) bend radius. Suitable for Category 5, 5e, 6 and 6A applications.	Ivory White	HBL5711BRIVA -	
		A: 2.68" (68.13) B: .61" (15.50) C: 2.68" (68.13)	A: 2.68" (68.13) B: .90" (22.86) C: 2.68" (68.13)			A: 3.16" (80.34) B: .91" (23.11) C: 3.16" (80.34)	
45° Flat Elbow For diagonal 45° turns on same surface.	Ivory White	HBL512IV -	HBL712IVA -	Internal Twisted Elbows For 90° twist with 90° turn. For double turn at right angles from one to another. From a flat run on a side wall to a flat run on a ceiling, edge of door or window trim.	Ivory White	Right Elbow HBL5711RHIVA HBL5711RHWA Left Elbow HBL5711LHIVA HBL5711LHWA	
		A: 2.46" (62.61) B: .58" (14.73) C: 2.46" (62.61)	A: 2.70" (68.49) B: .91" (23.06) C: 2.70" (68.49)			A: 2.98" (75.72) B: .94" (23.75) C: 3.00" (76.20)	

Tees	Description	Color	HBL500, HBL700 & HBL750 Series	Description	Color	HBL500, HBL700 & HBL750 Series
	Tee Fitting For branches at right angles.	Ivory White	HBL5715IVA HBL5715WA	Tee Fitting Bend Radius For branches at right angles requiring a 1.5in (38.10) bend radius. Suitable for Category 5, 5e, 6 and 6A applications.	Ivory White	HBL5715BRIVA -
		A: 3.06" (77.67) B: 1.14" (28.86) C: 3.03" (76.96)			A: 5.55" (140.88) B: .90" (22.86) C: 3.16" (80.34)	

Fittings	Description	Color	HBL500, HBL700 & HBL750 Series	Description	Color	HBL500, HBL700 & HBL750 Series
	Support Clip For supporting lengths of HBL500, HBL700 or HBL750 raceway.	Ivory White	HBL5703IV HBL5703W	Flexible Section For getting around offsets, side bends, twisted turns or curved surfaces.	Ivory White	HBL5700FIVA HBL5700FWA
		A: 2.51" (63.75)			A: 18.00" (457.20)	





HBL500, HBL700 and HBL750 Series Inches (mm)




End Fittings	Description	Color	HBL500, HBL700 & HBL750 Series	Description	Color	HBL500, HBL700 & HBL750 Series		
	Entrance Connector One 3/4in KO for panel or conduit connection. One 3/4in chase nipple and locknut furnished.	Ivory White	HBL5786AIVA HBL5786AWA	A: 1.50" (38.10) B: 1.84" (46.74) C: 3.89" (98.87)	Adjustable Offset Connector Two 1/2in KOs for panel or conduit connection. Eliminates offsetting raceway when connecting to surface type panel boxes. One 1/2in chase nipple and locknut furnished.	Ivory White	HBL5786IVA HBL5786WA	A: 1.50" (38.10) B: 1.84" (46.74) C: 3.89" (98.87)
								
	Elbow Box Connector For connecting raceway at right angles to conduit boxes, panel boxes, etc. having 1/2in nipple for trade size conduit.	Ivory White	HBL5783IVA	A: 2.13" (54.05) B: 1.24" (31.50)	Elbow Conduit Connector For connecting raceway at right angles to 1/2in trade size conduit or armored cable connectors.	Ivory White	HBL5784IVA	A: 2.13" (54.05) B: 1.24" (31.50)
								
Combination Connector For connecting raceway without offsetting to any 3.25in (83.00) or 4in (102.00) outlet box mounted on the surface with a KO for 1/2in trade size conduit. Spring steel bushing eliminates need for conduit nipple and locknut.	Ivory White	HBL5785AIVA HBL5785AWA	A: 1.50" (38.10) B: 1.84" (46.74) C: 3.89" (98.87)	Corner Box For connecting HBL500, HBL700 or HBL750 Raceway from ceiling or corner. Each leg of base has 1/2in trade size KO.	Ivory White	HBL5719IVA HBL5719WA	A: 2.50" (63.50) B: 2.50" (63.50) C: 2.40" (60.96)	
								

Fittings	Description	Color	HBL500 Series	HBL700 Series	HBL750 Series	
	Transition Fitting For transitioning from either Wiremold® V500 to Hubbell HBL500 Raceway or Wiremold® V700 to Hubbell HBL700 Raceway or Hubbell HBL750 Raceway.	Ivory White	HBL500TFIV	A: .65" (16.51) B: .89" (22.61) C: 2.15" (54.61)	HBL700TFIV	A: .78" (19.80) B: .89" (22.61) C: 2.15" (54.61)
						
	Mounting Strap (one- or two-hole) For mounting HBL500, HBL700 or HBL750 Raceway to surface. Convert to one-hole by breaking off at score.	Ivory White	HBL504IV HBL504W	A: .58" (14.73) B: .50" (12.70)	HBL7004IV HBL7004W	A: .70" (17.68) B: .50" (12.70)
						
Connection Cover To cover potential openings where two lengths of like raceways come together.	Ivory White	HBL506IV HBL506W	A: .60" (15.24) B: .80" (20.31)	HBL7006IV HBL7006W	A: .69" (17.40) B: .80" (20.31)	
						
Bushing Protect wires from potential abrasion. Fits into end of HBL500, HBL700 or HBL750 Raceway.	Zinc Plated Steel	HBL502B	A: .35" (8.83) B: .70" (17.68)	HBL7002B	A: .49" (12.50) B: .78" (19.80)	
						

Wiremold® is a registered trademark of the Wiremold Company.

HBL500, HBL700 and HBL750 Series Inches (mm)

Fittings	Description	Material	HBL500, HBL700 & HBL750 Series	Description	Material	HBL500, HBL700 & HBL750 Series		
	Box Connector For connecting raceway to conduit boxes or panel boxes having KO for conduit. May also be used for conduit type fittings.	Zinc Plated Steel	HBL5781 ½" NPT (13) Male A: .75" (19.1) B: 1.24" (31.62)	HBL5781A ¾" NPT (19) Male A: .75" (19.1) B: 1.24" (31.62)	½in EMT Connector For connecting raceway to conduit boxes or panel boxes having KO for conduit.	Zinc Plated Steel	HBL5791 A: 1.20" (30.48) B: 1.09" (27.70)	
		Conduit Connector For connecting raceway to conduit.	Zinc Plated Steel	HBL5782C ½" NPT (13) Female A: .75" (19.1) B: 1.75" (44)	HBL5782A ¾" (19.1) Female A: .75" (19.1) B: 1.75" (44)	Coupling For joining and supporting lengths of HBL500, HBL700 or HBL750 Raceway.	Galvanized Steel	HBL5701C A: 2.00" (50.80)
		Grounding Clamp Provides grounding means for ½in trade size conduit using locknut.	Galvanized Steel	HBL5709GC A: 1.04" (26.03) B: 1.18" (29.84)	Ground Clamp Used to provide additional grounding of raceway or to ground remotely located devices. Attach ground wire to screw as required by National Electrical Code.	Galvanized Steel	HBL5709 A: 2.00" (50.80)	
		Special Nipple For hanging or connecting either .375in (9.5) or .5in (12.7) fixtures to Hubbell fittings with ½in trade size KOs.	Zinc Plated Steel	HBL5780 A: .63" (16.00)	Armored Cable Connector For connecting 14/2, 14/3, 12/2 and 12/3 "MC" and armored cable to Hubbell fittings. A short piece of HBL500, HBL700 or HBL750 Series Raceway must be used between this connector and the Hubbell fitting. Not for connection to ½in (12.7) flex conduit.	Galvanized Steel	HBL5790B A: 2.00" (50.80) B: .99" (25.25)	
								

Tools	Description	HBL500 Series	HBL700 Series	HBL750 Series	Description	Color	HBL500, HBL700 & HBL750 Series
	Cutter Portable cutter for HBL500, HBL700 or HBL750 Series Raceway.	HBL605CUT	HBL700CUT	HBL607CUT	Raceway Bender Portable bender for HBL500, HBL700 or HBL750 Series Raceway.		
	Cutter Replacement Blade 	HBL605K	HBL700K	HBL607K	Touch-Up Paint Pen 	Ivory White	HBLIWEP HBLWWEP

Products at a Glance

**HBL2000A Raceway**


- 600V AC Rated
- Higher capacity power applications (up to 26 #12 AWG wires)
- Available in cover only or base and cover options

**Innovative Box Design**

- Hubbell Handi-Screw® eases installation by eliminating difficult to install long screws
- Rounded corners with no sharp edges
- One seam construction provides a clean look
- Box design allows standard wallplates to be mounted flush with virtually no perimeter profile exposed
- Full line of metal wallplates available, see Section T

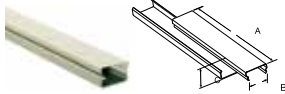
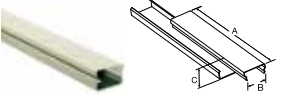
**Bend Radius Fittings**


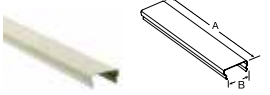
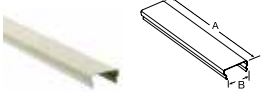
- 1½ inch (38.10mm) bend radius
- Ideal for high speed data cables including Category 5, 5e, 6 and 6A applications



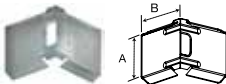

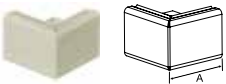

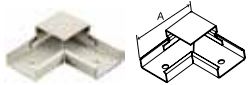



**Metal PlugTrak® Featuring Exclusive Receptacle Design**

- Gray or Ivory scratch resistant finish
- Multiple spacing configurations
- Hubbell designed and manufactured single receptacle
- Insulation displacement wiring provides superior wire retention
- Mates with HBL2000 Series metal raceway
- Available in 3 foot (0.9m), 5 foot (1.5m) and 6 foot (1.8m) lengths
- Tamper-resistant and USB versions available

HBL2000 and HBL2000A Series Inches (mm)

	Description	Color	Catalog No.		Description	Color	Catalog No.
HBL2000 Series	Base and Cover (300V Rated) Cover is 0.025in (0.635) thick up to 300V AC applications. Packed 50ft (15m) per carton, 5ft (1.5m) lengths.	Ivory Gray	HBL2000BCIV HBL2000BCGY A: 60.00" (1,524.00) B: 1.31" (33.27) C: .83" (21.08)	HBL2000A Series	Base and Cover (600V Rated) Cover is 0.040in (1.016) thick up to 600V AC or higher capacity power applications (up to 26 #12AWG wires). Packed 50ft (15m) per carton, 5ft (1.5m) lengths.	Ivory Gray	HBL2000BCAIV HBL2000BCAGY A: 60.00" (1,524.00) B: 1.31" (33.27) C: .83" (21.08)
							

	Description	Color	Catalog No.		Description	Color	Catalog No.
Base and Cover	5ft Base Only For use with HBL2000 and HBL2000A raceway. Packed 50ft (15m) per carton, 5ft (1.5m) lengths.	Ivory Gray	HBL2000B5IV HBL2000B5GY A: 60.00" (1,524.00) B: 1.31" (33.27)	Base and Cover	5ft Cover Only (300V Rated) Cover is 0.025in (0.635) thick. Packed 50ft (15m) per carton, 5ft (1.5m) lengths.	Ivory Gray	HBL2000CIV HBL2000CGY A: 60.00" (1,524.00) B: 1.31" (33.27)
							
					5ft Cover Only (600V Rated) Cover is 0.040in (1.016) thick up to 600V AC or higher capacity power applications (up to 26 #12AWG wires). Packed 50ft (15m) per carton, 5ft (1.5m) lengths.	Ivory Gray	HBL2000CAIV HBL2000CAGY A: 60.00" (1,524.00) B: 1.31" (33.27)
							

	Description	Color	Catalog No.		Description	Color	Catalog No.
Device Boxes	1-Gang Device Box For deep switches and receptacles. Base has one 1/2in trade size KO and rectangular KO for extension to wall box.	Ivory Gray	HBL2048IV HBL2048GY A: 4.54" (115.32) B: 2.82" (71.63) C: 1.75" (44.45)	Device Boxes	2-Gang Device Box For deep switches and receptacles. Base has one 1/2in trade size KO and rectangular KO for extension to wall box.	Ivory Gray	HBL20482IV HBL20482GY A: 4.54" (115.32) B: 4.64" (117.86) C: 1.75" (44.45)
							
Elbows	Internal Corner Coupling For surfaces at right angles, or for use as a straight-through fitting. Furnished with one fiber bushing.	Galvanized Steel	HBL2017TC A: 1.30" (32.98) B: 1.40" (35.56)	Elbows	Internal Elbow Bend Radius For inside surface at right angles requiring a 1.5" (38.10) bend radius. Suitable for Category 5, 5e, 6 and 6A applications.	Ivory Gray	HBL2017BRIV* HBL2017BRGY* A: .85" (21.56) B: 3.47" (88.11)
							
	External Elbow Coupling For right angle turns around external corners.	Ivory Gray	HBL2018CIV HBL2018CGY A: 1.88" (47.75)		External Elbow Bend Radius For outside surfaces at right angles requiring a 1.5in (38.10) bend radius. Suitable for Category 5, 5e, 6 and 6A applications.	Ivory Gray	HBL2018BRIV* HBL2018BRGY* A: 5.11" (129.72)
							
Tees	90° Flat Elbow For right angle turns on same surface.	Ivory Gray	HBL2011IV* HBL2011GY* A: 2.56" (65.02)	Tees	Flat Elbow Bend Radius For branches at right angles requiring a 1.5in (38.10) bend radius. Suitable for Category 5, 5e, 6 and 6A applications.	Ivory Gray	HBL2011BRIV* HBL2011BRGY* A: 4.29" (109.03)
							
	Tee Fitting For branches at right angles. Couplings furnished.	Ivory Gray	HBL2015IV* HBL2015GY* A: 6.00" (152.40) B: 2.81" (71.44) C: 4.00" (101.60)		Tee Fitting Bend Radius For branches at right angles. Couplings furnished. Suitable for Category 5, 5e, 6 and 6A applications.	Ivory Gray	HBL2015BRIV* HBL2015BRGY* A: 7.35" (186.78) B: 4.33" (110.00)
							

*HBL2001C couplings included

HBL2000 and HBL2000A Series Inches (mm)

	Description	Color	Catalog No.	Description	Color	Catalog No.
End Fittings	Transition Fitting For transitioning from Wiremold® 2000 Raceway to Hubbell HBL2000 Raceway.	Ivory Gray	HBL2000TFIV HBL2000TFGY A: .82" (20.71) B: 1.38" (35.12) C: 2.04" (51.82)	Entrance End Fitting For connecting HBL2000 Raceway with one 1/2in conduit and armored cable connectors.	Ivory Gray	HBL2010A2IV HBL2010A2GY A: 3.01" (76.45) B: 1.30" (33.02) C: 1.49" (37.85)
	Blank End Fitting For closing open end of HBL2000 Raceway.	Ivory Gray	HBL2010BIV HBL2010BGY A: .78" (19.94)	Large Capacity Entrance End Fitting Offers larger capacity than HBL2010A2IV/ Gray GY. One 1/2in trade size KO on each side, 1/2in and 3/4in concentric KOs on end and bottom.	Ivory Gray	HBL2010A3IV HBL2010A3GY A: 3.69" (93.80) B: 2.02" (51.18) C: 1.79" (45.36)
	End Reducing Connector For connecting HBL2000 Raceway to HBL500 Raceway through end of HBL2000 Raceway.	Ivory	HBL2089EIV A: .78" (19.81)	Side Reducing Connector For connecting HBL2000 Raceway to HBL500 Raceway through side of HBL2000 Raceway.	Ivory	HBL2089IV* A: 6.00" (152.40) B: 3.25" (82.55)
Fittings	Cover Clip Use to cover potential openings where two pieces of HBL2000 Raceway cover come together.	Ivory Gray	HBL2006IV HBL2006GY A: .75" (19.05)	Flush Plate Adaptor For feeding HBL2000 Raceway from an existing wall outlet. One 1/2in threaded stud with steel locknut for grounding.	Ivory Gray	HBL2051HIV HBL2051HGY A: 4.50" (114.30)
	Wire Clip For holding conductors in place in the raceway base. For use with HBL2000CIV/GY cover only.	Galvanized Steel	HBL2000WC A: .44" (11.18) B: .24" (6.03) C: 1.24" (31.50)	Wire Clip For holding conductors in place in the raceway base. For use with HBL2000CAIV/GY cover only.	Galvanized Steel	HBL2000WCA A: .44" (11.18) B: .60" (15.17) C: 1.24" (31.50)
	Coupling For joining lengths of HBL2000 Raceway.	Galvanized Steel	HBL2001C A: 2.00" (50.80)	Supporting Clip For temporarily supporting lengths of HBL2000 Raceway at any point. Mount with #6 flat head fastener. Has set screw for locking to raceway. Raceway must be screwed to the wall for secure fastening.	Galvanized Steel	HBL2003SC A: 2.00" (50.80)
	Ground Clamp For connection of equipment grounding conductor to provide an additional ground to raceway. Galvanized steel.	Galvanized Steel	HBL2009GC A: 1.00" (25.64)			

*HBL2001C couplings included.

	Description	Catalog No.	Description	Color	Catalog No.
Tools	Cutter Portable cutter for HBL2000 Series Raceway. (Not for use with HBL2000A series).	HBL620C	Touch-Up Paint Pen	Ivory Gray	HBLIWEP HBLGWEP
	Cutter Replacement Blade Set	HBL620BCK			

Wiremold® is a registered trademark of the Wiremold Company.

Metal PlugTrak® Series

Available in Standard, Isolated Ground (IG), Tamper-Resistant (TR) and USB (U) versions



	Amp	Circuits	Single Recept.	USB Ports	Recept. Spacing (in)	Color	
						Ivory	Gray
3 Foot	15	Single	6	-	6	HBL20GB306IV	HBL20GB306GY
	15	IG/Single	6	-	6	HBL20IG306IV	HBL20IG306GY
	15	TR/Single	6	-	6	HBL20GB306IVTR	HBL20GB306GYTR
	15	USB/Single	2	2	12	HBL20GB312UIV	-
	20	Single	6	-	6	HBL24GB306IV	HBL24GB306GY
	20	TR/Single	6	-	6	HBL24GB306IVTR	HBL24GB306GYTR
5 Foot	15	Single	10	-	6	HBL20GB506IV	HBL20GB506GY
	15	Single	5	-	12	HBL20GB512IV	HBL20GB512GY
	15	Two	5	-	12	HBL20GBA512IV	HBL20GBA512GY
	15	IG/Single	5	-	12	HBL20IG512IV	HBL20IG512GY
	15	TR/Single	5	-	12	HBL20GB512IVTR	HBL20GB512GYTR
	20	Single	10	-	6	HBL24GB506IV	HBL24GB506GY
	20	Single	5	-	12	HBL24GB512IV	HBL24GB512GY
	20	Two	5	-	12	HBL24GBA512IV	HBL24GBA512GY
	20	TR/Single	5	-	12	HBL24GB512IVTR	HBL24GB512GYTR
6 Foot	15	Single	12	-	6	HBL20GB606IV	HBL20GB606GY
	15	Single	8	-	9	HBL20GB609IV	HBL20GB609GY
	15	Single	6	-	12	HBL20GB612IV	HBL20GB612GY
	15	Single	4	-	18	HBL20GB618IV	HBL20GB618GY
	15	Two	8	-	9	HBL20GBA609IV	HBL20GBA609GY
	15	Two	6	-	12	HBL20GBA612IV	HBL20GBA612GY
	15	Two	4	-	18	HBL20GBA618IV	HBL20GBA618GY
	15	IG/Single	12	-	6	HBL20IG606IV	HBL20IG606GY
	15	USB/Single	4	4	12	HBL20GB612UIV	-
	20	Single	12	-	6	HBL24GB606IV	HBL24GB606GY
	20	Single	6	-	12	HBL24GB612IV	HBL24GB612GY
	20	Single	4	-	18	HBL24GB618IV	HBL24GB618GY
	20	Two	6	-	12	HBL24GBA612IV	HBL24GBA612GY
	20	Two	4	-	18	HBL24GBA618IV	HBL24GBA618GY

	Description	Color	Catalog No.
Boxes	1-Gang Device Box	Ivory Gray	HBL2048IV HBL2048GY
	2-Gang Device Box	Ivory Gray	HBL20482IV HBL20482GY
Elbows and Tees	External Elbow	Ivory Gray	HBL2018CIV HBL2018CGY
	Flat Elbow	Ivory Gray	HBL2011IV HBL2011GY
	Tee	Ivory Gray	HBL2015IV HBL2015GY
End Fittings	Entrance End Fitting	Ivory Gray	HBL2010A2IV HBL2010A2GY
	Large Entrance End Fitting	Ivory Gray	HBL2010A3IV HBL2010A3GY
	Blank End Fitting	Ivory Gray	HBL2010BIV HBL2010BGY
	Cover Clip	Ivory Gray	HBL2006IV HBL2006GY
Fittings	Supporting Clip	Galvanized Steel	HBL2003SC*
	Coupling	Galvanized Steel	HBL2001C
	Internal Corner Coupling	Galvanized Steel	HBL2017TC




Portable	Amp	Circuits	Length (in)	Cord Length (ft)	Single Recept.	USB Ports	Color	
					Ivory	Gray		
	15	Single	40	6	6	-	HBL20C215IV	HBL20C215GY
15	USB/Single	40	6	4	2	HBL20C215UIV	-	
15	Single	64	6	10	-	HBL20C315IV	HBL20C315GY	

Note: IG = Isolated Ground; TR = Tamper-Resistant; U = USB
 Hubbell Metal PlugTrak is supplied with (2) HBL2010BIV/GY blank end fittings and (1) HBL2001C coupling; Catalog No. suffix "IV" for Ivory finish and "GY" for Gray finish; outlets match raceway color; IG Isolated Ground receptacles have Orange triangles; Portable PlugTrak includes 15A circuit breaker

*Support clip HBL2003SC for supporting Portable Metal PlugTrak only

Note: See pages S11-S12 for additional information

Products at a Glance

**HBL2400 and HBL2400D Raceway**

- Increased capacity, over HBL2000 Series raceway
- Divided base allows for dual services within one raceway profile

**Innovative Box Design**


- Hubbell Handy-Screw® eases installation by eliminating difficult to install long screws
- Rounded corners with no sharp edges
- One seam construction provides a clean look
- Box design allows standard wallplates to be mounted flush with virtually no perimeter profile exposed
- Full line of metal wallplates available; see Section T



**Bend Radius Fittings**

- 1 1/2 inch (38.10mm) bend radius
- Ideal for high speed data cables including Category 5, 5e, 6 and 6A applications


HBL2400 and HBL2400D Series Inches (mm)

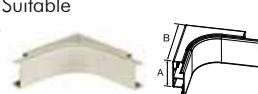


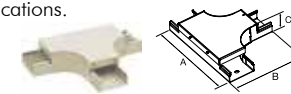
HBL2400 Series	Description	Color	Catalog No.
	Undivided Base and Cover Packed 50ft (15m) per carton, 5ft (1.5m) lengths.	Ivory	HBL2400BCIV A: 60.00" (1,524.00) B: 1.91" (48.51) C: .88" (22.40)



HBL2400 Series Base and Cover	10ft Base, Undivided Packed 50ft (15m) per carton, 10ft (3m) lengths.	Ivory	HBL2400B10IV A: 120.00" (3,048.00) B: 1.91" (48.51)	5ft Cover Packed 50ft (15m) per carton, 5ft (1.5m) lengths.	Ivory	HBL2400CIV A: 60.00" (1,524.00) B: 1.89" (48.00)
	5ft Base, Undivided Packed 50ft (15m) per carton, 5ft (1.5m) lengths.	Ivory	HBL2400BIV A: 60.00" (1,524.00) B: 1.91" (48.51)			
HBL2400D Series Base and Cover	10ft Base, Divided Packed 50ft (15m) per carton, 10ft (3m) lengths.	Ivory	HBL2400BDIV A: 120.00" (3,048.00) B: 1.91" (48.51)			

Device Boxes	Description	Color	Type	1-Gang		2-Gang	
				Standard	Extra Deep	Standard	Extra Deep
	Device Box For deep switches and receptacles. Base has one 1/2in trade size KO and rectangular KO for extension to wall box.	Ivory	Divided Undivided	HBL2448IVA A: 4.54" (115.32) B: 2.82" (71.63) C: 1.75" (44.45)	HBL2444DIVA HBL2444IVA A: 4.54" (115.32) B: 2.82" (71.63) C: 2.75" (69.85)	HBL24482IV A: 4.54" (115.32) B: 4.64" (117.86) C: 1.75" (44.45)	HBL2444D2AIV HBL24442IV A: 4.54" (115.32) B: 4.64" (117.86) C: 2.75" (69.85)



Elbows and Tees	Internal Elbow Bend Radius For inside surfaces at right angles, requiring a 1.5in (38.10) bend radius. Suitable for Category 5, 5e, 6 and 6A applications.	Ivory	Divided Undivided	HBL2417DFOIV* HBL2417IV** A: 1.91" (48.51) B: 3.60" (91.30)		External Elbow Bend Radius For right angle turns around external corners. Suitable for Category 5, 5e, 6 and 6A applications.	Ivory	Divided Undivided	HBL2418DFOIV* HBL2418IV** A: 1.91" (48.51) B: 3.83" (97.28)	
	90° Flat Elbow Bend Radius For right angle turns on same surface. Suitable for Category 5, 5e, 6 and 6A applications.	Ivory	Divided Undivided	HBL2411DFOIV* HBL2411IV** A: 6.00" (152.40) B: 5.00" (127.00) C: .90" (22.86)		Tee Fitting Bend Radius For branches at right angles. Suitable for Category 5, 5e, 6 and 6A applications.	Ivory	Divided Undivided	HBL2415DFOIV* HBL2415IV** A: 7.30" (185.42) B: 4.99" (126.75) C: 1.44" (36.58)	

*HBL2401DC couplings included
 **HBL2401C couplings included

HBL2400 and HBL2400D Series Inches (mm)

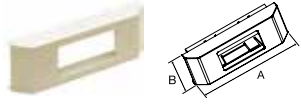
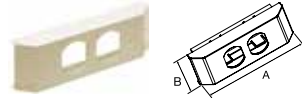

	Description	Color	Type	Catalog No.	Description	Color	Type	Catalog No.
End Fittings	Entrance End Fitting End fitting with 1/2in and 3/4in concentric trade size KOs on end and bottom. Additional 1/2in trade size KOs on sides.	Ivory Ivory	Divided Undivided	HBL2410CIV A: 3.69" (93.8) B: 2.02" (51.2) C: 1.79" (45.4)	Entrance End Fitting Bend Radius Divided, bend radius end fitting to feed HBL2400 and HBL2400D Series Raceway. Includes 1 in and 3/4in trade size KOs on back and end. Removable divider and bend radius inserts included.	Ivory Ivory	Divided Undivided	HBL2410DFOIV A: 7.08" (179.83) B: 4.72" (119.89) C: 2.76" (70.10)
	Entrance End Fitting For connecting HBL2400 Raceway with one 1/2in conduit and armored cable connectors.	Ivory Ivory	Divided Undivided	HBL2410AIV A: 1.16" (29.50) B: 1.89" (49.00) C: 1.66" (42.20)	Entrance End Fitting Full Capacity Full capacity entrance end to feed HBL2400 Series Raceway. Includes (3) 1 in and 3/4in concentric trade size KOs.	Ivory Ivory	Divided Undivided	HBL2410FCIV A: 3.04" (77.23) B: 2.61" (66.29) C: 2.23" (56.64)
	Transition Fitting For transitioning from Wiremold® 2400D/2400 Raceway to Hubbell HBL2400/HBL2400D Raceway.	Ivory Ivory	Divided Undivided	HBL2400DTFIV HBL2400TFIV A: 2.02" (51.31) B: 1.06" (26.92)	Blank End Fitting For closing open end of HBL2400 Raceway.	Ivory Ivory	Divided Undivided	HBL2410BDIV HBL2410BIV A: 1.17" (29.72) B: 1.96" (49.78) C: .84" (21.34)

	Description	Color	Catalog No.	Description	Color	Catalog No.
Fittings	End Reducing Connector For connecting HBL2400 Raceway to HBL2000 Raceway through end of HBL2400 Raceway.	Ivory	HBL2420REDIV* A: 3.81" (96.77) B: 2.07" (52.58) C: .90" (22.86)	End Reducing Connector For connecting HBL4750 Raceway to HBL2400 Raceway through end of HBL4750 Raceway. Includes HBL2401DC coupling (HBL4751AC not included).	Ivory	HBL4724REDIV A: 4.75" (120.65) B: 3.00" (76.20) C: 1.55" (39.37)
	Side Reducing Connector For connecting HBL2400 Raceway to HBL500 Raceway through side of HBL2400 Raceway.	Ivory	HBL2489IV* A: 3.75" (95.25) B: 1.91" (48.51) C: .82" (20.83)	Bridge Fitting For allowing HBL2400 Series Raceway to bridge over existing installations of HBL2400, HBL750 and HBL500 Series Raceways.	Ivory	HBL2475DBRIV A: 5.60" (142.24) B: 2.92" (74.17) C: 1.63" (41.40)
	Cover Clip Use to cover potential openings where two pieces of HBL2400 Raceway cover come together.	Ivory	HBL2406IV A: 1.50" (38.10)	Flush Plate Adaptor For feeding HBL2400 Raceway from an existing wall outlet box 1/2 in trade size male nipple. Provided with locknut for grounding.	Ivory	HBL2451HIV* A: 4.50" (114.30)
	Wire Clip (Plated) For holding conductors in place.	Galvanized Steel	HBL2400WC A: 1.69" (42.93) B: 1.00" (25.40) C: .79" (20.00)	Ground Clamp (Plated) For connection of equipment grounding conductor to provide an additional ground to raceway.	Galvanized Steel	HBL2409GC A: .41" (10.41)
	Coupling (Plated), Divided For joining lengths of HBL2400 Raceway.	Galvanized Steel	HBL2401DC A: 2.00" (50.80) B: 1.86" (47.24)	Coupling (Plated), Undivided For joining lengths of HBL2400 Raceway.	Galvanized Steel	HBL2401C A: 2.00" (50.80) B: 1.86" (47.24)



*Only used on HBL2400 Series Undivided Raceway

Wiremold® is a registered trademark of the Wiremold Company.

HBL2400 and HBL2400D Series Inches (mm)

	Description	Color	Catalog No.	Description	Color	Catalog No.
Devices and Frames	Receptacle Bracket and Frame For use with power devices with maximum width of 1.35in (84.3) and in low voltage applications with ISF frames found on page S46.	Ivory	HBL24106RRK* A: 6.00" (152.40) B: 2.02" (51.31)	Duplex Bracket and Frame For use with power devices with maximum width of 1.35in (84.3) and in low voltage applications with BR106AL and Q106AL frames found on page S46.	Ivory	HBL24106DRK* A: 6.00" (152.40) B: 2.02" (51.31)
						
	Lamp Holder Medium base lamp holder 660W 250V ceramic. Ivory (Cover) White Ceramic (Lamp Holder).	Ivory	HBL2426IV* A: 5.00" (127.00) B: 1.89" (48.01) C: 1.03" (26.16)			
						

*For use with HBL2400 Series Undivided Raceway only

	Description	Catalog No.	Description	Color	Catalog No.
Tools	Cutter Portable cutter for HBL2400/ HBL2400D Series Raceway.	HBL624CUT	Touch-Up Paint Pen	Ivory	HBLIWEP
					
	Cutter Replacement Blade Set	HBL624BCK			
					

Products at a Glance

**HBL3000 Series Extensive Line**

- Full line of large, single channel, two piece metal raceway
- Easily mounts on walls or bench tops
- Large single channel base for power or datacom cables
- UL Listed and CSA Certified
- Available in ivory or gray powder coat finish

**Innovative Box Design**

- Hubbell Handi-Screw® eases installation by eliminating difficult to install long screws
- Rounded corners with no sharp edges
- One seam construction provides a clean look
- Large capacity allows for the installation of 30, 50 or 60A receptacles
- Utility box can be used as a tee, cross, junction box or as a branch circuit extension

**Transition Fittings**

- UL Classified to transition from Wiremold® 3000 Series metal raceway to Hubbell HBL3000 Series metal raceway
- Reducer fitting provides transition from Hubbell HBL3000 Series to Hubbell HBL2000 Series raceway

**Plates and Covers**

- Wide range of covers and cover plates accommodate the most demanding applications
- Removable cover and cover plates provide easy access to wiring compartment
- Precut covers and plates provide quick installation and are available in common configurations

Wiremold® is a registered trademark of the Wiremold Company.

HBL3000 Series Inches (mm)

	Description	Color	Catalog No.	Description	Color	Catalog No.
HBL3000 Series	Single Channel Base Packed 100ft (30.5m) per carton, 10ft (3m) lengths. Assembled cover and base dimensions. W: 2.75" (69.85) H: 1.53" (38.86)	Ivory Gray	HBL3000BIV HBL3000BGY A: 2.73" (69.34) B: 1.47" (37.34)	5ft Cover Packed 100ft (30.5m) per carton, 5ft (1.5m) lengths.	Ivory Gray	HBL3000CEIV HBL3000CEGY A: 60.00" (1,524.00) B: 2.75" (69.85)
				19.5in Precut Cover* For mounting devices on 24in (610.00) centers.	Ivory Gray	HBL3000C195IV HBL3000C195GY A: 19.50" (495.30) B: 2.75" (69.85)
				7.5in Precut Cover* For mounting devices on 12in (305.00) centers.	Ivory Gray	HBL3000C075IV HBL3000C075GY A: 7.50" (190.50) B: 2.75" (69.85)








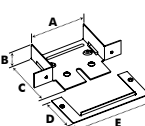


*(10) pieces per carton.






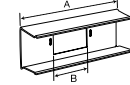

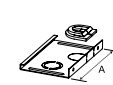

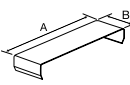

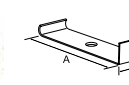



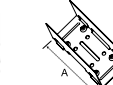


Note: Device centers vary based on cover selection; consult factory for details.

	Description	Color	Catalog No.	Description	Color	Catalog No.
Boxes	Utility Box Cover has twistouts on all sides, allows for box to be used as tee, cross, junction box or for branch circuit extensions.	Ivory Gray	HBL3028IV HBL3028GY A: 6.41" (162.89) B: 6.41" (162.89) C: 1.90" (48.26)	2-Gang Extra Deep Switch and Receptacle Box For standard 30, 50 and 60A straight blade receptacles.	Ivory Gray	HBL30442IV HBL30442GY A: 6.38" (162.05) B: 6.38" (162.05) C: 2.75" (69.85)

	Description	Color	Catalog No.	Description	Color	Catalog No.
Elbows and Tees	Internal Corner Coupling For surfaces at right angles or for use as a straight-through fitting.	Ivory Gray	HBL3017TCEIV HBL3017TCEGY A: 2.61" (66.29)	External Corner Coupling For right angle turns around external corners.	Ivory Gray	HBL3018AEIV HBL3018AEGY A: 4.00" (101.60)
	90° Flat Elbow For right angle turns on same surface.	Ivory Gray	HBL3011EIV HBL3011EGY A: 6.40" (162.40) B: 6.00" (152.40)	Tee Fitting For branches at right angles. Couplings furnished.	Ivory Gray	HBL3015EIV HBL3015EGY A: 10.31" (261.94) B: 8.00" (203.20)

HBL3000 Series Inches (mm)

End Fittings	Description	Color	Catalog No.	Description	Color	Catalog No.		
	Entrance End Fitting For connecting HBL3000 Raceway with 1/2in conduit and armored cable connectors.	Ivory Gray	HBL3010AEIV HBL3010AEGY	A: 2.75" (69.85) B: 3.42" (86.87)	Entrance End Fitting For connecting HBL3000 Raceway with rigid or flexible conduit. Concentric 1/2in, 3/4in and 1in trade size KOs on end and each side.	Ivory Gray	HBL3010CIV HBL3010CGY	A: 2.75" (69.85) B: 3.25" (82.55) C: 2.00" (50.80)
	 			 				
Blank End Fitting For closing open end of HBL3000 Raceway. Has concentric 1/2in and 3/4in trade size KOs.	Ivory Gray	HBL3010BIV HBL3010BGY	A: 2.71" (68.92) B: 1.79" (45.36) C: 1.41" (35.84)	Panel Connector To connect HBL3000 Raceway with surface type boxes.	Ivory Gray	HBL3086IV HBL3086GY	A: 4.60" (116.71) B: 1.19" (30.16) C: 3.00" (76.20) D: 1.94" (49.40) E: 3.76" (95.50)	
 			 					
Conduit Connector To connect end of HBL3000 Raceway to 1 1/2in trade size conduit or connector.	Gray	HBL3082GY	A: 2.91" (74.00) B: 2.75" (69.85)					
 								






Fittings	Description	Color	Catalog No.	Description	Color	Catalog No.		
	Transition Fitting For transitioning from Wiremold® 3000 Raceway to Hubbell HBL3000 Raceway.	Ivory Gray	HBL3000TFIV HBL3000TFGY	A: 2.85" (72.39) B: 2.15" (54.61) C: 1.50" (38.04)	Take-Off Connector (Reducer) Transition Hubbell HBL3000 Raceway to Hubbell HBL2000 Raceway.	Ivory Gray	HBL3200REDIV HBL3200REDDY	A: 2.75" (69.85) B: 2.25" (57.15)
	 			 				
	Wall Box Connector For connecting to HBL3000 Raceway from a flush mounted wall box.	Ivory Gray	HBL3014CIV HBL3014CGY	A: 8.00" (203.20) B: 3.28" (83.31)	Tap-Off Fitting Has concentric 1/2in and 3/4in trade size KOs and twistout for communication cables.	Ivory Gray	HBL3046H2IV HBL3046H2GY	A: 4.75" (120.65)
	 			 				
	Cover Clip Use to cover potential openings where two pieces of HBL3000 Raceway come together.	Ivory Gray	HBL3006EIV HBL3006EGY	A: 2.78" (70.60) B: .75" (19.05)	Supporting Clip For supporting lengths of HBL3000 Raceway at any point. Mount with #8 flat head fastener. Has set screw for locking to raceway.	Ivory Gray	HBL3003IV HBL3003GY	A: 2.81" (71.33) B: .75" (19.05)
 			 					
Wire Clip (Plated) For holding conductors in place.	Zinc Plated Steel	HBL3000WCGY	A: 1.00" (25.40)	Rigid Inside Coupling (Plated) For joining lengths of HBL3000 Raceway when added rigidity is required, i.e. raceway suspended overhead.	Zinc Plated Steel	HBL3001AGY	A: 6.00" (152.40)	
 			 					
Coupling (Plated) For joining lengths of HBL3000 Raceway.	Zinc Plated Steel	HBL3001GY	A: 2.20" (55.75)					
 								

*Galvanized Steel





Wiremold® is a registered trademark of the Wiremold Company.

SECTION S DELIVERY Raceway

HBL3000 Series Inches (mm)

Device Bracket and Cover Plates	Description	Color	Catalog No.	Description	Color	Catalog No.	
	Switch Cover For installing single pole, two pole, three way or four way switches. Includes HBL3007CGY device bracket.	Ivory Gray	HBL3040CEIV HBL3040CEGY A: 4.50" (114.30)	Rectangular Style Line® Recept. Cover For installing 15A and 20A rectangular duplex receptacles, GFCI, surge devices, and rectangular communication frames shown on page S46. Includes HBL3007CGY device bracket.	Ivory Gray	HBL3048RIV HBL3048RGY A: 4.50" (114.30)	
		Duplex Receptacle Cover For installing 15A and 20A duplex receptacles and duplex communication frames shown on page S46. Includes HBL3007CGY device bracket.	Ivory Gray	HBL3043BEIV HBL3043BEGY A: 4.50" (114.30)	Duplex Receptacle Cover For high strain/vibration. For installing 15A and 20A duplex receptacles and duplex communication frames shown on page S46. Includes device brackets.	Ivory Gray	HBL3046BEIV HBL3046BEGY A: 5.38" (136.65)
		Single Receptacle Cover For installing straight blade and locking single receptacles with face diameters of 1.38in to 1.39in (35.05 to 35.31). Includes HBL3007CGY device bracket.	Ivory Gray	HBL3027AEIV HBL3027AEGY A: 4.50" (114.30)	Single Receptacle Cover For installing straight blade and locking single receptacles with face diameters of 1.56in to 1.57in (39.62 to 39.88). Includes HBL3007CGY device bracket.	Ivory Gray	HBL3033JEIV HBL3033JEGY A: 4.50" (114.30)
		Blank Cover Has one 1/2in trade size KO in center. Includes HBL3007CGY bracket.	Ivory Gray	HBL3036HEIV HBL3036HEGY A: 4.50" (114.30)	Extension Cover Cover accepts 3-wire 30A and 50A devices and standard commercially available flush plates. Includes HBL3007CGY device bracket. See page S46 for plate options.	Ivory Gray	HBL3051LEIV HBL3051LEGY A: 4.50" (114.30)
		Device Bracket For mounting standard devices in HBL3000 Raceway. Use with commercially available flush plate (not furnished).	Zinc Plated Steel	HBL3007CGY A: 4.50" (114.30) B: 3.28" (83.31)			

*Galvanized Steel

Tools	Description	Color	Catalog No.	Description	Catalog No.	
	Base Cutter Portable cutter for HBL3000 Raceway Base.			HBL630B	Cover Cutter Portable cutter for HBL3000 Raceway Cover.	HBL630C
		Replacement Blade Cutter and Die Set Base blade set.		HBL630BDK		HBL630CDK
	Touch-Up Paint Pen Ivory Gray		HBLIWEP HBLGWEP			

Products at a Glance

**HBL4750 Device Bracket**


- HBL4750 Device Bracket Plate provides excellent solution for power, data, voice, audio and video applications
- For use with Hubbell KP plates and Hubbell iSTATION modules and bezels
- Provides flush finish with overlap feature to hide potential miscuts

**Application Capacity and Flexibility**

- Flexible channel divider provides industry leading data capacity in the same profile with a 2/3 datacom split
- By-pass divider opening accepts GFCI or surge devices to be mounted in 70/30 divided channel
- Greater capacity offers more room for moves, adds and changes
- 50/50 split available by utilizing standard divider and divider clips
- Omit divider for maximum cable fill in single service applications

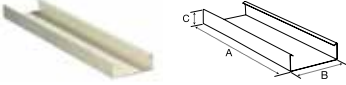

**End Reducing Connector**

- Connects HBL4750 Raceway to HBL2400 Raceway through the end of HBL4750 Raceway
- Used to connect two different sized raceway profiles

**Extensive Line**

- 1 ¼ inch (31.75mm) bend radius fittings meet TIA/EIA requirements
- Integral bend radius offers a fixed solution that does not have to be installed as an option
- Large cross sectional area provides for maximum cable capacity
- Available external, internal, flat, tee and entrance end fittings
- UL Listed, CSA Certified







HBL4750 Series Inches (mm)

	Description	Color	Catalog No.	Description	Color	Catalog No.
HBL4750 Series	Single Channel Base Packed 50ft (15.24m) per carton, 10ft (3m) lengths. Assembled cover and base dimensions. W: 4.75" (120.65) H: 1.75" (44.45)	Ivory Gray	HBL4750B10IV HBL4750B10GY A: 120.00" (3048.00) B: 4.75" (120.65) C: 1.62" (41.20)	5ft Cover Packed 50ft (15.24m) per carton, 5ft (1.5m) lengths.	Ivory Gray	HBL4750CIV HBL4750CGY A: 60.00" (1,524.0) B: 4.75" (120.65)
				31in Precut Cover* For 36in (915.00) centers with HBL4747 and HBL4750 Plates.	Ivory Gray	HBL4750C315IV HBL4750C315GY A: 31.50" (800.10) B: 4.75" (120.65)
				19in Precut Cover* For 24in (610.00) centers with HBL4747 and HBL4750 Plates.	Ivory Gray	HBL4750C195IV HBL4750C195GY A: 19.50" (495.30) B: 4.75" (120.65)
				13in Precut Cover* For 18in (457.00) centers with HBL4747 and HBL4750 Plates.	Ivory Gray	HBL4750C135IV HBL4750C135GY A: 13.50" (342.90) B: 4.75" (120.65)
				7in Precut Cover* For 12in (305.00) centers with HBL4747 and HBL4750 Plates.	Ivory Gray	HBL4750C075IV HBL4750C075GY A: 7.50" (190.50) B: 4.75" (120.65)
						

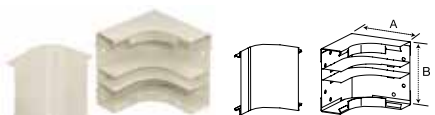



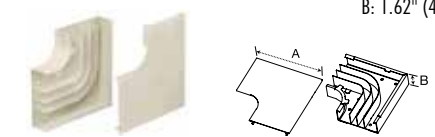
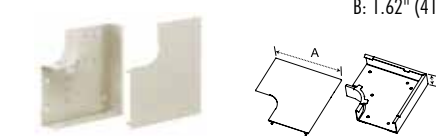


*(10) pieces per carton.

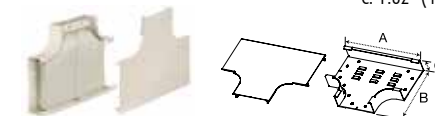
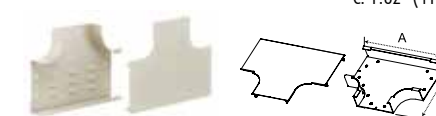
Note: Device centers vary based on cover selection; consult factory for details.

SECTION S • DELIVERY Raceway

	Description	Color	Catalog No.	Description	Color	Catalog No.
Fittings	Divider Divides HBL4750 Raceway into two channels. Packed 50ft (15.24m) per carton, 5ft (1.5m) lengths. HBL4751DA Divider Clips are required to hold divider in place.	Painted Steel	HBL4750DGY A: 60.00" (1,524.0) B: 1.51" (38.46)	By-Pass Divider Divides HBL4750 Raceway into two channels with a 70/30 split. Allows for a larger power or datacom wire fill HBL4751DA Divider Clips are required to hold divider in place.	Painted Steel	HBL4750BP A: 7.12" (180.74) B: .89" (22.54)
						
	Divider Clip Required for holding HBL4750DGY in place. Use one every 2.5ft (.762m).	Galvanized Steel	HBL4751DA A: 4.64" (117.77) B: 1.46" (37.07)	Wire Clip (Plated) For holding conductors in place.	Galvanized Steel	HBL4750WCGY A: 4.60" (116.74) B: 1.58" (40.13) C: 1.00" (25.40)
						
Internal Corner Coupling (Plated) Concealed fitting for making an internal corner while continuing original run in a straight line.	Galvanized Steel	HBL4717TCAGY A: 4.59" (116.59) B: 2.71" (68.73) C: 1.47" (37.34)	Coupling (Plated) For joining lengths of HBL4750 Raceway. Sold in pairs.	Galvanized Steel	HBL4751AC A: 1.47" (37.30) B: .42" (10.59)	
						

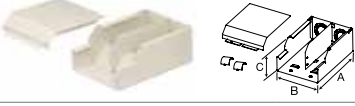

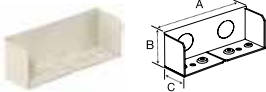

HBL4750 Series Inches (mm)



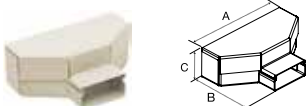


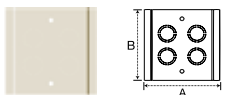
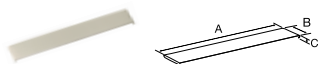
Elbows	Description	Color	Catalog No.	Description	Color	Catalog No.
	Internal Elbow, Divided For inside surfaces at right angles. Full capacity 1¼in bend radius internal elbow.	Ivory Gray	HBL4717DFOIV* HBL4717DFOGY* A: 4.74" (120.47) B: 4.75" (120.65)	Internal Elbow, Undivided For inside surfaces at right angles.	Ivory Gray	HBL4717IV* HBL4717GY* A: 4.74" (120.47) B: 4.75" (120.65)
						
	External Elbow, Divided For right angle turns around external corners. Full capacity 1¼in bend radius external elbow.	Ivory Gray	HBL4718DFOIV* HBL4718DFOGY* A: 4.88" (123.90) B: 4.75" (120.65)	External Elbow, Undivided For right angle turns around external corners.	Ivory Gray	HBL4718IV* HBL4718GY* A: 4.88" (123.90) B: 4.75" (120.65)
						
Flat Elbow, Divided For right angle turns on same surface. Full capacity 1¼in bend radius flat elbow.	Ivory Gray	HBL4711DFOIV* HBL4711DFOGY* A: 7.23" (183.76) B: 1.62" (41.15)	Flat Elbow, Undivided For right angle turns on same surface.	Ivory Gray	HBL4711IV* HBL4711GY* A: 7.23" (183.76) B: 1.62" (41.15)	
						
Internal or External 45° Elbow For making internal or external turns in a run of HBL4750 Raceway.	Ivory Gray	HBL4712TXIV HBL4712TXGY A: 6.04" (153.45) B: 4.59" (116.59)	Inverted Internal Elbow For connecting a vertical run of HBL4750 Raceway with a horizontal run.	Ivory Gray	HBL4717NIV HBL4717NGY A: 4.60" (116.84) B: 1.66" (42.29)	
						

Tees	Description	Color	Catalog No.	Description	Color	Catalog No.
	Tee Fitting, Divided For branches at right angles. Full capacity 1¼in bend radius tee fitting.	Ivory Gray	HBL4715DFOIV* HBL4715DFOGY* A: 10.93" (277.63) B: 7.27" (184.54) C: 1.62" (41.15)	Tee Fitting, Undivided For branches at right angles.	Ivory Gray	HBL4715IV* HBL4715GY* A: 10.93" (277.63) B: 7.27" (184.54) C: 1.62" (41.15)
						

*HBL4751AC couplings included.

HBL4750 Series Inches (mm)

	Description	Color	Catalog No.	Description	Color	Catalog No.
End Fittings	Entrance End Fitting, Divided For connecting HBL4750 Raceway with rigid or flexible conduit. Concentric 3/4in, 1in and 1 1/4in trade size KOs on back and end. Full capacity 1 1/4in bend radius entrance end fitting. Includes 3/4in, 1in, 1 1/4in KO and removable divider.	Ivory Gray	HBL4710DFOIV* HBL4710DFOGY* A: 6.76" (171.70) B: 4.75" (120.65) C: 2.66" (67.50)	Entrance End Fitting, Undivided For connecting HBL4750 Raceway with rigid or flexible conduit. Concentric 3/4in, 1in and 1 1/4in trade size KOs on back and end.	Ivory Gray	HBL4710IIV* HBL4710IGY* A: 6.76" (171.70) B: 4.75" (120.65) C: 2.66" (67.50)
						
	Blank End Fitting For closing open end of HBL4750 Raceway. Has two 1/2in trade size KOs.	Ivory Gray	HBL4710BIV HBL4710BGY A: 4.59" (116.50) B: 1.64" (41.60) C: 1.31" (33.37)	Panel Connector To connect HBL4750 Raceway with surface type panel boxes.	Ivory Gray	HBL4786AIV HBL4786AGY A: 7.50" (190.50)
						

	Description	Color	Catalog No.	Description	Color	Catalog No.
Fittings	Transition Fitting For transitioning Wiremold® 4000 Raceway to Hubbell HBL4750 Raceway.	Ivory Gray	HBL4750TFIV HBL4750TFGY A: 5.02" (127.53) B: 2.79" (70.78)	Wall Box Connector For back feeding HBL4750 Raceway.	Ivory Gray	HBL4714AIV HBL4714AGY A: 12.00" (304.80) B: 4.75" (120.65) C: 1.62" (41.15)
						
	End Reducing Connector For connecting HBL4750 Raceway to HBL2400 Raceway through the end of HBL4750 Raceway. Includes HBL2401DC coupling (HBL4751AC not included).	Ivory Gray	HBL4724REDIV A: 4.75" (120.65) B: 3.00" (76.20) C: 1.55" (39.37)	Bridge Fitting To bridge HBL4750 series raceway over perpendicular run of raceway or other obstruction. Use standard raceway base and cover, cut in field to required length. Consists of two bridge pieces.	Ivory Gray	HBL4775DKITIV HBL4775DKITGY A: 4.76" (120.90) B: 5.00" (127.00) C: 3.38" (85.85)
						
	Take-Off Connector (HBL4750 To HBL3000) For 90° tee connection of HBL3000 Raceway from HBL4750 Raceway.	Ivory Gray	HBL4774AIV HBL4774AGY A: 11.31" (287.38) B: 4.88" (124.00) C: 3.14" (79.78)	2-Gang Tap-Off Fitting Has four concentric 1/2in and 3/4in trade size KOs.	Ivory Gray	HBL4746H2IV HBL4746H2GY A: 4.75" (120.65) B: 4.75" (120.65)
						
Connection Cover For covering potential openings where two covers come together.	Ivory Gray	HBL4756AIV HBL4756AGY A: 4.77" (121.16) B: .75" (19.05) C: .13" (3.36)				
						

*HBL4751AC couplings included.


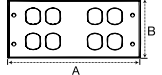



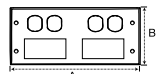

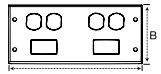
Wiremold® is a registered trademark of the Wiremold Company.






HBL4750 Series Inches (mm)

	Description	Color	Catalog No.	Description	Color	Catalog No.
Device Plates and Mounting Bracket	1-Gang Commercial Device Plate Vertical Mount Use with commercially available 1-gang flush plates. See page S46 for plate options. For single service applications only.	Ivory Gray	HBL4747CVMIV HBL4747CVMGY A: 2.50" (63.50) B: 4.75" (120.65)	2-Gang Commercial Device Plate Vertical Mount Use with commercially available 2-gang flush plates. See page S46 for plate options. For single service applications only.	Ivory Gray	HBL4747CVM2IV HBL4747CVM2GY A: 4.32" (109.86) B: 4.75" (120.65)
	2-Gang, (1) Opening for 1-Gang Comm. Device Plate, (1) Blank Use with commercially available 1-gang flush plates. See page S46 for plate options.	Ivory Gray	HBL4747C1IV HBL4747C1GY A: 5.12" (130.18) B: 4.75" (120.65)	2-Gang, (1) Opening for 2-Gang Commercial Device Plate Use with commercially available 2-gang flush plates. See page S46 for plate options.	Ivory Gray	HBL4747C2IV HBL4747C2GY A: 5.12" (130.18) B: 4.75" (120.65)
	Device Mounting Bracket Mounting bracket for mounting Hubbell KP Plates, iSTATION Modules and Bezels. See pages S46 and S47 for datacom product selection.	Ivory Gray	HBL4750IV HBL4750GY A: 5.25" (133.35) B: 4.76" (120.90)			
2-Gang Cover Plates (Include Mounting Bracket)	2-Gang Cover, Single Round Opening, (1) Blank For single receptacle with face diameter of 1.38in to 1.39in (35.00 to 36.00).	Ivory Gray	HBL4747AXIV HBL4747AXGY A: 5.43" (137.97) B: 4.75" (120.65)	2-Gang, Single Round Opening, (1) Blank For single receptacle with face diameter of 1.56in to 1.58in (39.62 to 40.13).	Ivory Gray	HBL4747JXIV HBL4747JXGY A: 5.43" (137.97) B: 4.75" (120.65)
	2-Gang, (1) Duplex Opening, (1) Blank For 15A and 20A duplex receptacles and duplex communication frames shown on page S46.	Ivory Gray	HBL4747BXIV HBL4747BXGY A: 5.43" (137.97) B: 4.75" (120.65)	2-Gang, (1) Style Line® Opening, (1) Blank For Style Line rectangular receptacles, GFCI and surge devices and rectangular communication frames shown on page S46.	Ivory Gray	HBL4747RXIV HBL4747RXGY A: 5.43" (137.97) B: 4.75" (120.65)
	2-Gang, (2) Duplex Openings For 15A and 20A duplex receptacles and duplex communication frames shown on page S46.	Ivory Gray	HBL4747BBIV HBL4747BBGY A: 5.43" (137.97) B: 4.75" (120.65)	2-Gang, (1) Style Line® Opening, (1) Modular Furniture For Style Line rectangular receptacles, GFCI, surge devices and rectangular communication frames shown on page S46. Includes modular furniture with two keystone twistouts.	Ivory Gray	HBL4747RFIV HBL4747RFGY A: 5.43" (137.97) B: 4.75" (120.65)
	2-Gang, (1) Duplex Opening, (1) Modular Furniture For 15A and 20A duplex receptacles and duplex communication frames shown on page S46. Includes modular furniture with two keystone twistouts.	Ivory Gray	HBL4747BFIV HBL4747BFGY A: 5.43" (137.97) B: 4.75" (120.65)	2-Gang, (1) Duplex Opening, (1) Style Line® Opening For 15A and 20A duplex receptacles and Style Line rectangular receptacles, GFCI, surge devices and rectangular communication frames shown on page S46.	Ivory Gray	HBL4747BRIV HBL4747BRGY A: 5.43" (137.97) B: 4.75" (120.65)
	2-Gang, (1) Duplex, (1) Ortronics® Series II® Mini Adapter Bezel For 15A and 20A duplex receptacle and duplex communication plates. Includes Ortronics® Series II® Mini Adapter Bezel.	Ivory Gray	HBL4747BSIV HBL4747BSGY A: 5.43" (137.97) B: 4.75" (120.65)	2-Gang, (1) Duplex, (1) Ortronics® TracJack® Mini Adapter Bezel For 15A and 20A duplex receptacle and duplex communication plates. Includes Ortronics® TracJack® Mini Adapter Bezel.	Ivory Gray	HBL4747BTIV HBL4747BTGY A: 5.43" (137.97) B: 4.75" (120.65)

Ortronics®, Series II® and TracJack® are registered trademarks of The Ortronics Company.

HBL4750 Series Inches (mm)

4-Gang Cover Plates (Include Mounting Bracket)	Description	Color	Catalog No.	Description	Color	Catalog No.			
	4-Gang, Four Duplex Openings For 15A and 20A duplex receptacles and duplex communication frames shown on page S46.	Ivory Gray	HBL47472BBBBIV HBL47472BBBBGY	A: 10.22" (259.56) B: 4.75" (120.65)	4-Gang, Two Style Line® Openings, Two Blanks For Style Line rectangular receptacles, GFCI, surge devices and rectangular communication frames shown on page S46. Includes two blanks.	Ivory Gray	HBL47472RRXXIV HBL47472RRXXGY	A: 10.22" (259.56) B: 4.75" (120.65)	
	 	4-Gang, Two Duplex Openings, Two Style Line® Openings For 15A and 20A duplex receptacles. Includes Style Line openings for rectangular receptacles, GFCI, surge devices and rectangular communication frames shown on page S46.	Ivory Gray	HBL47472BBRRIV HBL47472BBRRGY	A: 10.22" (259.56) B: 4.75" (120.65)	4-Gang, Two Duplex Openings, Two Ortronics® Series II® Mini Adapter Bezels For 15A and 20A duplex receptacles and duplex communication plates. Includes two Ortronics® Series II® Mini Adapter Bezels.	Ivory Gray	HBL47472BBSSIV HBL47472BBSSGY	A: 10.22" (259.56) B: 4.75" (120.65)
	 	4-Gang, Two Duplex Openings, Two Modular Furniture For 15A and 20A duplex receptacles and duplex communication frames shown on page S46. Includes two modular furniture with two keystone twistouts.	Ivory Gray	HBL47472BBFFIV HBL47472BBFFGY	A: 10.22" (259.56) B: 4.75" (120.65)	4-Gang, Two Duplex Openings, Two Ortronics® TracJack® Mini Adapter Bezels For 15A and 20A duplex receptacles and duplex communication plates. Includes two Ortronics® TracJack® Mini Adapter Bezels.	Ivory Gray	HBL47472BBTTIV HBL47472BBTTGY	A: 10.22" (259.56) B: 4.75" (120.65)
	 	4-Gang, Two Duplex Openings, Two Blanks For 15A and 20A duplex receptacles and duplex communication frames shown on page S46. Includes two blanks.	Ivory Gray	HBL47472BBXXIV HBL47472BBXXGY	A: 10.22" (259.56) B: 4.75" (120.65)				
	 								


Tools	Description	Color	Catalog No.	Description	Catalog No.	
	Base Cutter Cutter for cutting base of HBL4750 Raceway.			HBL640B	Cover Cutter Cutter for cutting cover of HBL4750 Raceway.	HBL640C
						
Replacement Blade Cutter and Die Set Base blade set.			HBL640BDK	Replacement Blade Cutter and Die Set Cover blade set.	HBL640CDK	
						
Touch-Up Paint Pen	Ivory Gray	HBLIWEP HBLGWEP				
						

Ortronics®, Series II® and TracJack® are registered trademarks of The Ortronics Company.


Products at a Glance

**HBL6750 Device Bracket**

- HBL6750 device bracket plate provides excellent solution for three channel power, data, voice, audio and video applications
- For use with Hubbell KP plates and Hubbell iSTATION modules and bezels
- Provides flush finish with overlap feature to hide potential miscuts

**Maximum Capacity**

- HBL6750 Series options include single channel (no divider), two channel (1/3, 2/3 divider) or three channel (1/3, 1/3, 1/3 divider)
- HBL6750 Series offers maximum capacity in a low profile raceway
- HBL6750, two channel version, features industry leading capacity equivalent to a HBL4750 single channel profile with an additional channel
- Low profile provides a less conspicuous profile than competitive versions
- Available in 10 foot (3m) lengths

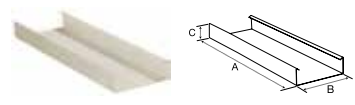
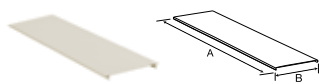
**Unique Line of Fittings**

- 1 ¼ inch (31.75mm) bend radius fittings meet TIA/EIA requirements
- Integral bend radius offers a fixed solution that does not have to be field installed
- Large cross sectional area provides for maximum cable capacity throughout entire system
- Available external, internal, flat, tee and entrance end fittings
- UL Listed, CSA Certified
- Available in ivory or gray powder coat finish

**Plates and Covers**

- Wide variety of overlapping cover plates provide flexibility for power, data, voice, audio and video applications
- Available in both 3 and 6-gang options
- Cover plates accept wide selection of Hubbell iSTATION modules and bezels
- Cover plates help to conceal unsightly gaps caused by miscuts
- Precut cover options allow for 12 inch (304.80mm), 18 inch (457.20mm), 24 inch (609.60mm) and 36 inch (914.40mm) "on-center" mounting
- Open System architecture available

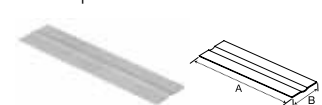




HBL6750 Series Inches (mm)

HBL6750 Series	Description	Color	Catalog No.	Description	Color	Catalog No.	
	Single Channel Base Packed 20ft (6.1m) per carton, 10ft (3m) lengths.	Ivory Gray	HBL6750B10IV HBL6750B10GY A: 120.00" (3048.00) B: 6.75" (171.45) C: 2.12" (53.85)		5ft Cover Packed 20ft (6.1m) per carton, 5ft (1.5m) lengths.	Ivory Gray	HBL6750CIV HBL6750CGY A: 60.00" (1,524.0) B: 6.75" (171.45)
	Assembled cover and base dimensions. W: 6.75" (171.45) H: 2.22" (56.39)			31in Precut Cover* For 36in (915.00) centers with HBL6747 and HBL6750 Plates.	Ivory Gray	HBL6750C315IV HBL6750C315GY A: 31.50" (800.10) B: 6.75" (171.45)	
				19in Precut Cover* For 24in (610.00) centers with HBL6747 and HBL6750 Plates.	Ivory Gray	HBL6750C195IV HBL6750C195GY A: 19.50" (495.30) B: 6.75" (171.45)	
				13in Precut Cover* For 18in (457.00) centers with HBL6747 and HBL6750 Plates.	Ivory Gray	HBL6750C135IV HBL6750C135GY A: 13.50" (342.90) B: 6.75" (171.45)	
				7in Precut Cover* For 12in (305.00) centers with HBL6747 and HBL6750 Plates.	Ivory Gray	HBL6750C075IV HBL6750C075GY A: 7.50" (190.50) B: 6.75" (171.45)	
							





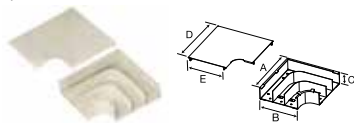
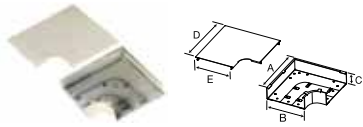
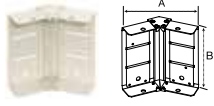
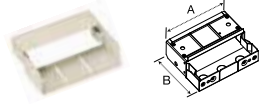
*(10) pieces per carton.

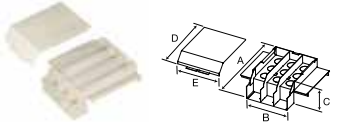
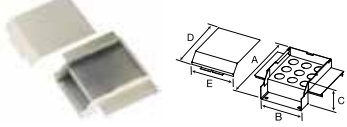
Note: Device centers vary based on cover selection; consult factory for details.

SECTION S • DELIVERY Raceway

Fittings	Description	Color	Catalog No.	Description	Color	Catalog No.	
	Divider Divides HBL6750 Raceway into two or three channels. Packed 50ft (15.24m) per carton, 5ft (1.5m) lengths. HBL6751DAGY Divider Clips are required to hold divider in place.	Painted Steel	HBL6750DAGY A: 60.00" (1524.00) B: 2.03" (51.56)		Wire Clip (Plated) For holding conductors in place.	Galvanized Steel	HBL6750WCGY A: 6.61" (167.80) B: 2.09" (53.05)
							
	Divider Clip (Plated) Required for holding HBL6750DAGY in place. Use one every 2.5ft (.762m).	Galvanized Steel	HBL6751DAGY A: 6.60" (167.67) B: 1.97" (50.10)		Coupling (Plated) For joining lengths of HBL6750 Raceway. Sold in pairs.	Galvanized Steel	HBL6751A A: 2.00" (50.71) B: .42" (10.59)
							
Internal Corner Coupling (Plated) Concealed fitting for making an internal corner while continuing original run in a straight line.	Galvanized Steel	HBL6717TCAGY A: 6.56" (166.62) B: 1.94" (49.28)					
							

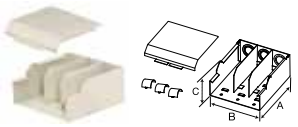

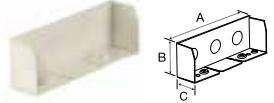
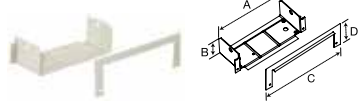
HBL6750 Series Inches (mm)

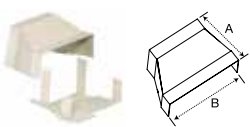
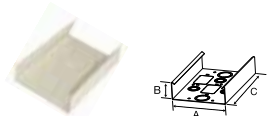
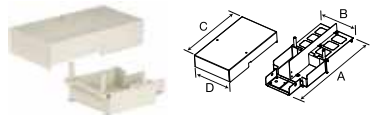
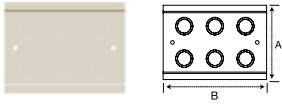

Elbows	Description	Color	Catalog No.	Description	Color	Catalog No.
	Internal Elbow, Divided For inside surface at right angles. Full capacity 1 1/4in bend radius internal elbow.	Ivory Gray	HBL6717DFOIV* HBL6717DFOGY* A: 4.74" (120.47) B: 6.75" (171.45)	Internal Elbow, Undivided For inside surface at right angles.	Ivory Gray	HBL6717IV* HBL6717GY* A: 4.74" (120.47) B: 6.75" (171.45)
						
	External Elbow, Divided For right angle turns around external corners. Full capacity 1 1/4in bend radius external elbow.	Ivory Gray	HBL6718DFOIV* HBL6718DFOGY* A: 5.83" (148.21) B: 6.75" (171.45)	External Elbow, Undivided For right angle turns around external corners.	Ivory Gray	HBL6718IV* HBL6718GY* A: 5.83" (148.21) B: 6.75" (171.45)
						
Flat Elbow, Divided For right angle turns on same surface. Full capacity 1 1/4in bend radius flat elbow.	Ivory Gray	HBL6711DFOIV* HBL6711DFOGY* A: 9.23" (234.45) B: 6.75" (171.45) C: 2.14" (54.23) D: 9.83" (249.69) E: 6.75" (171.45)	Flat Elbow, Undivided For right angle turns on same surface.	Ivory Gray	HBL6711IV* HBL6711GY* A: 9.23" (234.45) B: 6.75" (171.45) C: 2.14" (54.23) D: 9.83" (249.69) E: 6.75" (171.45)	
						
Internal or External 45° Elbow For making internal or external turns in a run of HBL6750 Raceway.	Ivory Gray	HBL6712TXIV HBL6712TXGY A: 6.53" (165.93) B: 6.56" (166.62)	Inverted Internal Elbow For connecting a vertical run of HBL6750 Raceway with a horizontal run.	Ivory Gray	HBL6717NIV HBL6717NGY A: 6.56" (166.62) B: 5.13" (130.30)	
						

Tees	Description	Color	Catalog No.	Description	Color	Catalog No.
	Tee Fitting, Divided For branches at right angles. Full capacity 1 1/4in bend radius tee fitting.	Ivory Gray	HBL6715DFOIV* HBL6715DFOGY* A: 8.75" (222.25) B: 6.63" (168.40) C: 3.56" (90.48) D: 7.92" (201.07) E: 6.75" (171.45)	Tee Fitting, Undivided For branches at right angles.	Ivory Gray	HBL6715IV* HBL6715GY* A: 8.75" (222.25) B: 6.63" (168.40) C: 3.56" (90.48) D: 7.92" (201.07) E: 6.75" (171.45)
						

*HBL6751A couplings included.

HBL6750 Series Inches (mm)

	Description	Color	Catalog No.	Description	Color	Catalog No.
End Fittings	Entrance End Fitting, Divided For connecting HBL6750 Raceway with rigid or flexible conduit. Concentric 3/4in, 1in and 1 1/4in trade size KOs on back and end. Full capacity 1 1/4in bend radius entrance end fitting. Includes 3/4in, 1in and 1 1/4in KO and removable dividers.	Ivory Gray	HBL6710DFOIV* HBL6710DFOGY* A: 6.75" (171.45) B: 6.75" (171.45) C: 3.18" (180.71)	Entrance End Fitting, Undivided For connecting HBL6750 Raceway with rigid or flexible conduit. Concentric 3/4in, 1in and 1 1/4in trade size KOs on back and end.	Ivory Gray	HBL6710IV* HBL6710GY* A: 6.75" (171.45) B: 6.75" (171.45) C: 3.18" (180.71)
						
	Blank End Fitting For closing open end of HBL6750 Raceway. Has (3) 1/2in trade size KOs.	Ivory Gray	HBL6710BIV HBL6710BGY A: 6.56" (166.62) B: 1.98" (50.41) C: 1.33" (33.90)	Panel Connector To connect HBL6750 Raceway with surface type panel boxes.	Ivory Gray	HBL6786IV HBL6786GY A: 7.51" (190.86) B: 2.00" (50.83) C: 7.89" (200.37) D: 2.38" (60.34)
						

	Description	Color	Catalog No.	Description	Color	Catalog No.
Fittings	Transition Fitting For transitioning from Wiremold® 6000 Raceway to Hubbell HBL6750 Raceway.	Ivory Gray	HBL6750TFIV HBL6750TFGY A: 4.35" (110.42) B: 6.96" (176.87)	Wall Box Connector For back feeding HBL6750 Raceway.	Ivory Gray	HBL6714AIV HBL6714AGY A: 6.75" (171.45) B: 2.14" (54.28) C: 9.90" (251.46)
						
	Take-Off Connector (HBL6750-HBL4750) For 90° tee connection of HBL4750 Raceway from HBL6750 Raceway.	Ivory Gray	HBL6774AIV HBL6774AGY A: 14.36" (364.76) B: 6.75" (171.45) C: 11.47" (291.29) D: 6.72" (170.69)	3-Gang Tap-Off Fitting Has six concentric 1/2in and 3/4in trade size KOs.	Ivory Gray	HBL6746HHIV HBL6746HHGY A: 4.35" (110.42) B: 6.96" (176.87)
						
	Connection Cover For covering potential openings where two covers come together.	Ivory Gray	HBL6756AIV HBL6756AGY A: 6.75" (171.45) B: .59" (14.89)			
						

*HBL4751AC couplings included.

Wiremold® is a registered trademark of the Wiremold Company.

HBL6750 Series Inches (mm)

	Description	Color	Catalog No.	Description	Color	Catalog No.
Device Plates & Mounting Bracket	3-Gang, (1) Opening for 1-Gang Commercial Device Plate, (2) Blanks Use with commercially available 1-gang flush plates. See page S46 for plate options.	Ivory Gray	HBL6747C1IV HBL6747C1GY A: 5.43" (137.97) B: 6.75" (171.45)	3-Gang, (1) Opening for 2-Gang Commercial Device Plate, (1) Blank Use with commercially available 2-gang flush plates. See page S46 for plate options.	Ivory Gray	HBL6747C2IV HBL6747C2GY A: 5.43" (137.97) B: 6.75" (171.45)
	Device Mounting Bracket Mounting bracket for mounting Hubbell KP Plates, iSTATION Modules and Bezels. See pages S46 and S47 for datacom product selection.	Ivory Gray	HBL6750IV HBL6750GY A: 5.25" (133.35) B: 6.75" (171.45)			
3-Gang Cover Plates (Include Mounting Bracket)	3-Gang, (1) Duplex Opening, (2) Blanks For 15A and 20A duplex receptacles and duplex communication plates.	Ivory Gray	HBL6747BXXIV HBL6747BXXGY A: 5.43" (137.97) B: 6.75" (171.45)	3-Gang, (1) Single Round Opening, (2) Blanks For single receptacle with face diameter of 1.38in to 1.39in (35.05 to 35.31).	Ivory Gray	HBL6747AXXIV HBL6747AXXGY A: 5.43" (137.97) B: 6.75" (171.45)
	3-Gang, Three Duplex Openings For 15A and 20A duplex receptacles and duplex communication plates.	Ivory Gray	HBL6747BBBIV HBL6747BBBGY A: 5.43" (137.97) B: 6.75" (171.45)	3-Gang, (1) Single Round Opening, (2) Blanks For single receptacle with face diameter of 1.56in to 1.58in (39.62 to 40.13).	Ivory Gray	HBL6747JXXIV HBL6747JXXGY A: 5.43" (137.97) B: 6.75" (171.45)
	3-Gang, (1) Duplex Opening, (2) Style Line® Openings For 15A and 20A duplex receptacles and duplex communication plates. Includes Style Line openings for rectangular receptacles, GFCI, surge devices and rectangular communication frames shown on page S46.	Ivory Gray	HBL6747BRRIV HBL6747BRRGY A: 5.43" (137.97) B: 6.75" (171.45)	3-Gang, (1) Style Line® Opening, (2) Blanks For one Style Line rectangular receptacle, GFCI, surge device or rectangular communication device.	Ivory Gray	HBL6747RXXIV HBL6747RXXGY A: 5.43" (137.97) B: 6.75" (171.45)
	3-Gang, (2) Duplex Openings, (1) Modular Furniture For 15A and 20A duplex receptacles and duplex communication frames shown on page S46. Includes modular furniture with two keystone twistouts.	Ivory Gray	HBL6747BBFIV HBL6747BBFGY A: 5.43" (137.97) B: 6.75" (171.45)	3-Gang, (2) Style Line® Openings, (1) Modular Furniture For two Style Line rectangular receptacles, GFCI, surge devices and rectangular communication frames shown on page S46. Includes modular furniture with two keystone twistouts.	Ivory Gray	HBL6747RRFIV HBL6747RRFGY A: 5.43" (137.97) B: 6.75" (171.45)
	3-Gang, (2) Duplex Openings, (1) Ortronics® Series II® Mini Adapter Bezel For two 15A and 20A duplex receptacles and duplex communication frames shown on page S46. Includes Ortronics® Series II® Mini Adapter Bezel.	Ivory Gray	HBL6747BBSIV HBL6747BBSGY A: 5.43" (137.97) B: 6.75" (171.45)	3-Gang, (2) Duplex Openings, (1) Ortronics® TracJack® Mini Adapter Bezel For 15A and 20A duplex receptacles and duplex communication frames shown on page S46. Includes Ortronics® TracJack® Mini Adapter Bezel.	Ivory Gray	HBL6747BBTIV HBL6747BBTGY A: 5.43" (137.97) B: 6.75" (171.45)

Ortronics®, Series II® and TracJack® are registered trademarks of The Ortronics Company.

HBL6750 Series Inches (mm)

	Description	Color	Catalog No.	Description	Color	Catalog No.
6-Gang Cover Plates (Include Mounting Bracket)	6-Gang, Six Duplex Openings For 15A and 20A duplex receptacles and duplex communication frames shown on page S46.	Ivory Gray	HBL67473BBBBBIV HBL67473BBBBBGY A: 10.22" (259.56) B: 6.75" (171.45)	6-Gang, Four Style Line® Openings, Two Blanks For four Style Line rectangular receptacles, GFCI, surge devices and rectangular communication frames shown on page S46.	Ivory Gray	HBL67473RRRRXXIV HBL67473RRRRXXGY A: 10.22" (259.56) B: 6.75" (171.45)
	6-Gang, Two Duplex Openings, Four Style Line® Openings For 15A and 20A duplex receptacles and duplex communication frames shown on page S46. Includes Style Line openings for rectangular receptacles, GFCI, surge devices and rectangular communication devices.	Ivory Gray	HBL67473BBRRRRIV HBL67473BBRRRRGY A: 10.22" (259.56) B: 6.75" (171.45)	6-Gang, Four Duplex Openings, Two Ortronics® Series II® Mini Adapter Bezels For 15A and 20A duplex receptacles and duplex communication frames shown on page S46. Includes two Ortronics® Series II® Mini Adapter Bezels.	Ivory Gray	HBL67473BBBBSSIV HBL67473BBBBSSGY A: 10.22" (259.56) B: 6.75" (171.45)
	6-Gang, Four Duplex Openings, Two Modular Furniture For 15A and 20A duplex receptacles and duplex communication frames shown on page S46. Includes two modular furniture with two keystone twistouts.	Ivory Gray	HBL67473BBBBFFIV HBL67473BBBBFFGY A: 10.22" (259.56) B: 6.75" (171.45)	6-Gang, Four Duplex Openings, Two Ortronics® TracJack® Mini Adapter Bezels For 15A and 20A duplex receptacles and duplex communication frames shown on page S46. Includes two Ortronics® TracJack® Mini Adapter Bezels.	Ivory Gray	HBL67473BBBBTTIV HBL67473BBBBTTGY A: 10.22" (259.56) B: 6.75" (171.45)
	6-Gang, Four Duplex Openings, Two Blanks For four 15A and 20A duplex receptacles and duplex communication frames shown on page S46.	Ivory Gray	HBL67473BBBBXXIV HBL67473BBBBXXGY A: 10.22" (259.56) B: 6.75" (171.45)			

	Description	Color	Catalog No.	Description	Catalog No.
Tools	Base Cutter Cutter for cutting base of HBL6750 Raceway.		HBL660B	Cover Cutter Cutter for cutting cover of HBL6750 Raceway.	HBL660C
	Replacement Blade Cutter and Die Set Base blade set.		HBL660BDK	Replacement Blade Cutter and Die Set Cover blade set.	HBL660CDK
	Touch-Up Paint Pen	Ivory Gray	HBLIWEP HBLGWEP		

Ortronics®, Series II® and TracJack® are registered trademarks of The Ortronics Company.

Products at a Glance



HBLALU2000 Series

- Single channel aluminum raceway
- Satin anodized finish
- Resists oxidation, corrosion and fading
- Can be installed as recessed or surface mounted
- UL Listed and CSA Certified




Aluminum Boxes

- Both in-line and standard boxes available
- Hubbell Handi-Screw® eliminates difficult to install long screws for easier installation
- One seam construction provides clean look
- Box design allows standard wallplates to be mounted flush with virtually no perimeter profile exposed
- Full line of metal wallplates available; see Section T



Wide Selection of Fittings


- Elbows (external, internal, flat) and tee fitting available to accommodate all types of applications
- HBLALU2001 Coupling included with elbows and tee fitting




Aluminum PlugTrak® Featuring Exclusive Receptacle Design

- Satin anodized scratch resistant finish
- Multiple spacing configurations
- Hubbell designed and manufactured single receptacle
- Insulation displacement wiring provides superior wire retention
- Mates with HBLALU2000 aluminum raceway
- Available in 3 feet (0.9m), 5 feet (1.5m), 6 feet (1.8m) lengths
- Tamper-resistant versions available

HBLALU2000 Series Inches (mm)


	Description	Material	Catalog No.	Description	Material	Catalog No.
HBLALU2000 Series	5ft Base Satin anodized finish. Packed 60ft (18.3m) per carton, 5ft (1.5m) lengths.	Anodized Aluminum	HBLALU2000B5 A: .82" (21.00) B: 1.84" (46.74)	Cover Satin anodized finish. Packed 60ft (18.3m) per carton, 5ft (1.5m) lengths.	Anodized Aluminum	HBLALU2000C5 A: 1.84" (46.74)
	10ft Base Satin anodized finish. Packed 60ft (18.3m) per carton, 10ft (3m) lengths.	Anodized Aluminum	HBLALU2000B10 A: .82" (21.00) B: 1.84" (46.74)			
	Assembled cover and base dimensions. W: 1.84" (46.74) H: .91" (23.11)					



	Description	Material	1-Gang	2-Gang	Description	Material	Round Box
Standard	Device Box For standard switches and receptacles.	Anodized Aluminum	HBLALU2047 A: 4.54" (115.32) B: 2.82" (71.63) C: 1.38" (35.05)	HBLALU20472 A: 4.54" (115.32) B: 4.64" (117.86) C: 1.38" (35.05)	Fixture Box with Solid Base To hang fixtures. Cover takes any device with mounting screw centers of 2.75in (69.85), 3.5in (89.00) and 4.06in (103.00).	Anodized Aluminum	HBLALU2038 A: 1.38" (35.05) B: 4.93" (125.22)
Deep	Device Box For deep switches and receptacles.	Anodized Aluminum	HBLALU2044 A: 4.54" (115.32) B: 2.82" (71.63) C: 2.25" (57.15)	HBLALU20442 A: 4.54" (115.32) B: 4.64" (117.86) C: 2.75" (69.85)			
Base Trade Size KOs			1 - 1/2", 3/4" Concentric 1 - Rectangular	1 - 1/2" 1 - Rectangular			



	Description	Material	Catalog No.	Description	Material	Catalog No.
Elbows and Tees	Internal Elbow For making a 90° internal turn in a raceway run.	Anodized Aluminum	HBLALU2017* A: 3.00" (76.20) B: 3.00" (76.20)	External Elbow For making a 90° external turn in a raceway run.	Anodized Aluminum	HBLALU2018* A: 2.91" (74.04) B: 2.91" (74.04)
	Flat Elbow For making a 90° flat turn in a raceway run.	Anodized Aluminum	HBLALU2011* A: 3.00" (76.20) B: 3.00" (76.20)			
	Tee Fitting For branch connections of right angles.	Anodized Aluminum	HBLALU2015* A: 4.00" (101.60) B: 3.40" (86.36)			

*HBLALU2001 couplings included.

HBLALU2000 Series Inches (mm)

	Description	Material	Catalog No.	Description	Material	Catalog No.
End Fittings	Entrance End Fitting ½in NPT steel fitting.	Anodized Aluminum Plate	HBLALU2010A A: 1.84" (47.74) B: .91" (23.11) C: 1.51" (38.35)	Blank End Fitting For closing end of raceway.	Anodized Aluminum	HBLALU2010B A: 1.84" (46.74) B: .91" (23.11)
						

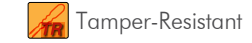
	Description	Material	Catalog No.	Description	Material	Catalog No.
Fittings	Cover Clip Use to cover potential openings where two pieces of HBLALU2000 Raceway cover come together.	Stainless Steel	HBLALU2006 A: 1.00" (25.40)	Wire Clip For holding conductors in place.	Anodized Aluminum	HBLALU2000WC A: .44" (11.20)
						
Fittings	Flush Plate Adaptor For feeding HBL2000 Raceway from an existing wall outlet. Locknut included.	Anodized Aluminum	HBLALU2051H A: 4.50" (114.3) B: 4.50" (114.3)	Coupling (Pair) For joining lengths of HBLALU2000 Raceway.	Aluminum	HBLALU2001 A: 1.67" (42.42) B: 1.67" (42.42)
						

	Description	Material	Catalog No.	Description	Material	Catalog No.
Devices and In-Line Fittings	In-Line Switch Fitting (Switch sold separately.)	Anodized Aluminum	HBLALU2040A A: 4.12" (104.65) B: 1.84" (46.74)	Ground Adapter (Plated) For connection of equipment grounding conductor to provide an additional ground to raceway. Screws included.	Galvanized Steel	HBLALU2009 A: 2.35" (59.8) B: 1.18" (30.0)
						
Devices and In-Line Fittings	Supporting Clip For mounting lengths of HBLALU2000 Raceway at any point. Mount with #6 flat head fastener. Has set screw for locking to raceway. Raceway must be screwed to the wall for secure fastening.	Stainless Steel	HBLALU2003 A: 2.00" (50.80)			
						

*HBLALU2001 couplings included.

Aluminum PlugTrak® Series

Available in Standard, Isolated Ground (IG), Tamper-Resistant (TR) and USB (U) versions



SECTION S • DELIVERY Raceway

	Amp	Circuits	Single Recept.	USB Ports	Receptacle Spacing (in)	Catalog No.	
3 Foot	15	Single	6	–	6	HBLALU20GB306	
	15	IG/Single	6	–	6	HBLALU20IG306	
	15	TR/Single	6	–	6	HBLALU20GB306TR	
	15	USB/Single	2	2	12	HBLALU20GB312U	
	20	Single	6	–	6	HBLALU24GB306	
	20	IG/Single	6	–	6	HBLALU24IG306	
	20	TR/Single	6	–	6	HBLALU24GB306TR	
5 Foot	15	Single	10	–	6	HBLALU20GB506	
	15	Single	5	–	12	HBLALU20GB512	
	15	IG/Single	10	–	6	HBLALU20IG506	
	15	TR/Single	5	–	12	HBLALU20GB512TR	
	20	Single	10	–	6	HBLALU24GB506	
	20	Single	5	–	12	HBLALU24GB512	
	20	IG/Single	10	–	6	HBLALU24IG506	
20	TR/Single	5	–	12	HBLALU24GB512TR		
6 Foot	15	Single	12	–	6	HBLALU20GB606	
	15	Single	6	–	12	HBLALU20GB612	
	15	Single	4	–	18	HBLALU20GB618	
	15	Two	12	–	6	HBLALU20GBA606	
	15	Two	6	–	12	HBLALU20GBA612	
	15	Two	4	–	18	HBLALU20GBA618	
	15	IG/Single	12	–	6	HBLALU20IG606	
	15	USB/Single	4	4	12	HBLALU20GB612U	
	20	Single	12	–	6	HBLALU24GB606	
	20	Single	6	–	12	HBLALU24GB612	
	20	Single	4	–	18	HBLALU24GB618	
	20	Two	12	–	6	HBLALU24GBA606	
	20	Two	6	–	12	HBLALU24GBA612	
20	Two	4	–	18	HBLALU24GBA618		
20	IG/Single	12	–	6	HBLALU24IG606		

	Description	Catalog No.	
Device Boxes	Standard 1-Gang Device Box	HBLALU2047	
	Deep 1-Gang Device Box	HBLALU2044	
	Standard 2-Gang Device Box	HBLALU20472	
	Deep 2-Gang Device Box	HBLALU20442	
	Round Box	HBLALU2038	
	Elbows and Tees	External Elbow	HBLALU2018
		Internal Elbow	HBLALU2017
Flat Elbow		HBLALU2011	
Tee		HBLALU2015	
Fittings	Cover Clip	HBLALU2006	
	Supporting Clip	HBLALU2003	
	Coupling	HBLALU2001	
	Entrance End Fitting	HBLALU2010A	
	In-Line Switch Fitting	HBLALU2040A	
	Blank End Fitting	HBLALU2010B	

Note: See pages S35–S36 for additional information.

Note: IG = Isolated Ground; TR = Tamper-Resistant; U = USB
 Hubbell Aluminum PlugTrak is supplied with (2) HBLALU2010B blank end fittings and (1) HBLALU2001 coupling.

Products at a Glance

**HBLALU3800 and HBLALU4800 Series**

- Single and two channel aluminum raceways
- Satin anodized finish
- Resists oxidation, corrosion and fading
- Can be installed as recessed or surface mounted
- UL Listed and CSA Certified

**Split Covers**

- Single and two channel raceways utilize common cover
- Split covers allow access to one service at a time
- Common aesthetics throughout line

**Wide Selection of Fittings**

- External, internal, flat and tee fittings available to accommodate all types of applications
- Available in both single and two channel versions

**Device Cover Plates**

- Cover plates can be used for both HBLALU3800 and HBLALU4800 Raceways
- Cover plates offer option for most common power device applications
- Low profile bezel cover accommodates Hubbell iSTATION Modules
- Open System data option available
- Base mounted cover plates available for added strength

HBLALU3800 Series Inches (mm)

	Description	Color	Catalog No.	Description	Color	Catalog No.
HBLALU3800 Series	Single Channel Base Satin anodized finish. Packed 40ft (12.19m) per carton, 10ft (3m) lengths. Assembled cover and base dimensions: W: 3.00" (76.20) H: 2.25" (57.15)	Anodized Aluminum	HBLALU3800B10 A: 2.10" (53.34) B: 3.00" (76.20)	Cover Satin anodized finish. Packed 40ft (12.19m) per carton, 5ft (1.5m) lengths.	Anodized Aluminum	HBLALUC5 A: 3.00" (76.20)

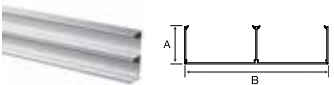

	Description	Color	Catalog No.	Description	Color	Catalog No.
Elbows and Tees	Internal Elbow For making a 90° internal turn in a raceway run.	Anodized Aluminum	HBLALU3817* A: 6.00" (152.40) B: 6.00" (152.40)	Inverted Internal Elbow For connecting a vertical run of HBLALU3800 with a horizontal run with its cover facing up.	Anodized Aluminum	HBLALU3817N* A: 6.00" (152.40) B: 5.98" (151.89)
	External Elbow For making a 90° external turn in a raceway run.	Anodized Aluminum	HBLALU3818* A: 6.00" (152.40) B: 6.00" (152.40)	Tee For branch connections of two runs of HBLALU3800 Raceway.	Anodized Aluminum	HBLALU3815* A: 6.00" (152.40) B: 6.00" (152.40)
Flat Elbow For making a 90° flat turn in a raceway run.	Anodized Aluminum	HBLALU3811* A: 6.00" (152.40) B: 6.00" (152.40)				

	Description	Color	Catalog No.	Description	Color	Catalog No.
End Fittings	Entrance End Fitting For feeding raceway, has concentric 1/2in and 3/4in trade size KOs.	Anodized Aluminum	HBLALU3810B1 A: 3.00" (76.20) B: 2.31" (58.74)	Blank End Fitting For closing end of raceway.	Anodized Aluminum	HBLALU3810B A: 3.00" (76.20) B: 2.31" (58.74)

	Description	Color	Catalog No.	Description	Color	Catalog No.
Fittings	Cover Clip To cover seam where lengths of HBLALU3800 Raceway come together.	Stainless Steel	HBLALU3806 A: 1.38" (34.92)	Wire Clip For holding conductors in place. Can be used for either HBLALU3800 or HBLALU4800 Raceway.	Anodized Aluminum	HBLALUWC A: 1.00" (25.40)
	Internal Corner Coupling For butting two raceway sections to form an internal 90° turn in a raceway run.	Anodized Aluminum	HBLALU17A A: 4.00" (101.80) B: 2.00" (50.83)	Grounding Adapter For connection of equipment grounding. #10-32 Locking screws included.	Galvanized Steel	HBLALU09 A: 4.00" (101.80) B: 2.00" (50.83)
Couplings (Pair) To join lengths of HBLALU3800 or HBLALU4800 base.	Aluminum	HBLALU01 A: 2.85" (72.39) B: 4.00" (101.80)				

*HBLALU01 couplings included.
Note: See page S41 for cover plates.

HBLALU4800 Series Inches (mm)

	Description	Color	Catalog No.	Description	Color	Catalog No.		
HBLALU4800 Series	Two Channel Base Satin anodized finish. Packed 40ft (12.19m) per carton, 10ft (3m) lengths. Assembled cover and base dimensions: W: 6.00" (152.40) H: 2.25" (57.15)	Anodized Aluminum	HBLALU4800B10 A: 2.10" (53.34) B: 6.00" (152.40)		Cover (Single Channel) Satin anodized finish. Packed 40ft (12.19m) per carton, 5ft (1.5m) lengths.	Anodized Aluminum	HBLALUC5 A: 3.00" (76.20)	

	Description	Color	Catalog No.	Description	Color	Catalog No.
Elbows and Tees	Internal Elbow (Two Channel) For making a 90° internal turn in a raceway run.	Anodized Aluminum	HBLALU4817* A: 6.00" (152.40) B: 6.00" (152.40)	Inverted Internal Elbow (Two Channel) For connecting a vertical run of HBLALU4800 with a horizontal run with its cover facing up.	Anodized Aluminum	HBLALU4817N* A: 6.00" (152.40) B: 5.98" (151.89)
	External Elbow (Two Channel) For making a 90° external turn in a raceway run.	Anodized Aluminum	HBLALU4818* A: 6.00" (152.40) B: 6.00" (152.40)	Tee (Two Channel) For branch connections of two runs of HBLALU4800 Raceway.	Anodized Aluminum	HBLALU4815* A: 9.00" (228.60) B: 9.00" (228.60)
	Flat Elbow (Two Channel) For making a 90° flat turn in a raceway run.	Anodized Aluminum	HBLALU4811* A: 9.00" (228.60) B: 9.00" (228.60)			
End Fittings	Entrance End Fitting (Two Channel) For feeding raceway, has two concentric 1/2in and 3/4in trade size KOs.	Anodized Aluminum	HBLALU4810B2 A: 6.00" (152.40) B: 2.31" (58.74)	Blank End Fitting (Two Channel) For closing end of raceway.	Anodized Aluminum	HBLALU4810B A: 6.00" (152.40) B: 2.31" (58.74)
	Cover Clip To cover seam where lengths of HBLALU4800 Raceway come together.	Stainless Steel	HBLALU4806 A: 1.38" (34.92)	Wire Clip Used for holding conductors in place on raceway. Can be used for either HBLALU3800 or HBLALU4800 Raceway.	Anodized Aluminum	HBLALUWC A: 1.00" (25.40)
Fittings	Internal Corner Coupling For butting two raceway sections to form an internal 90° turn in a raceway run.	Anodized Aluminum	HBLALU17A A: 4.00" (101.80) B: 2.00" (50.83)	Grounding Adapter For connection of equipment grounding. #10-32 locking screws included.	Galvanized Steel	HBLALU09 A: 4.00" (101.80) B: 2.00" (50.83)
	Couplings (Pair) To join lengths of HBLALU3800 or HBLALU4800 base.	Aluminum	HBLALU01 A: 2.85" (72.39) B: 4.00" (101.80)			

*HBLALU01 couplings included.

Note: See page S41 for cover plates.

HBLALU3800 and HBLALU4800 Series Inches (mm)


	Description	Color	Catalog No.	Description	Color	Catalog No.
Cover Plates	Duplex Receptacle Cover For duplex receptacles and duplex communication frames shown on page S46.	Anodized Aluminum	HBLALUDR A: 3.00" (76.20) B: 12.00" (304.80) HBLALU34DRBM (Base Mounted Device) A: 3.00" (76.20) B: 12.00" (304.80)	Toggle Switch Cover For single pole, two pole, three way or four way switches.	Anodized Aluminum	HBLALUN A: 3.00" (76.20) B: 12.00" (304.80) HBLALU34NBM (Base Mounted Device) A: 3.00" (76.20) B: 12.00" (304.80)
	Rectangular Style Line® Cover For Style Line rectangular duplex receptacle, GFCI, surge device or rectangular communication frames shown on page S46.	Anodized Aluminum	HBLALUG A: 3.00" (76.20) B: 12.00" (304.80) HBLALU34GBM (Base Mounted Device) A: 3.00" (76.20) B: 12.00" (304.80)	Single Receptacle Cover For single receptacle with face diameters of 1.38in to 1.39in (35.05 to 35.31).	Anodized Aluminum	HBLALUE A: 3.00" (76.20) B: 12.00" (304.80) HBLALU34EBM (Base Mounted Device) A: 3.00" (76.20) B: 12.00" (304.80)
	Single Receptacle Cover For single receptacle with face diameters of 1.56in to 1.59in (39.62 to 40.39).	Anodized Aluminum	HBLALUF A: 3.00" (76.20) B: 12.00" (304.80) HBLALU34FBM (Base Mounted Device) A: 3.00" (76.20) B: 12.00" (304.80)	Single Receptacle Cover For single receptacle with face diameter of 2.13in (54.10).	Anodized Aluminum	HBLALUJ A: 3.00" (76.20) B: 12.00" (304.80) HBLALU34JBM (Base Mounted Device) A: 3.00" (76.20) B: 12.00" (304.80)
	Blank Cover To cover 12in (305.00) section of raceway.	Anodized Aluminum	HBLALUBL A: 3.00" (76.20) B: 12.00" (304.80)	Ortronics® Cover Plate For two Ortronics TracJack® or one Series II® datacom insert. Both bezels included.	Anodized Aluminum	HBLALUABRT A: 3.00" (76.20) B: 12.00" (304.80)
	Hubbell iSTATION Cover For mounting Hubbell iSTATION Modules. For the HBLALUPB use the KPIMBZGY on page S46 with modules from page S47. For the HBLALULPBA use the IMF1GY on page S47 or any IFPxxGY plates on page S46	Anodized Aluminum	HBLALUPB A: 3.00" (76.20) B: 12.00" (304.80) C: 1.90 (48.26) D: 4.21 (106.93) HBLALUPBA A: 3.00" (76.20) B: 12.00" (304.80) C: 1.90 (48.26) D: 3.00" (76.20)			

Base Mounted Device Cover Design

No exposed screw holes. Receptacle is securely mounted to the raceway base rather than the cover.

Ortronics®, Series II® and TracJack® are registered trademarks of The Ortronics Company.

Products at a Glance




HBLALU5000 and HBLALU7620 Series

- Two and three channel aluminum raceways
- Satin anodized finish
- Resists oxidation, corrosion and fading
- Can be installed as recessed or surface mounted
- UL Listed and CSA Certified



Covers

- Two and three channel raceway utilize common covers
- Available in single and dual channel cover designs
- Single covers allow access to one service at a time
- Dual channel cover fits over two channels for a seamless look
- Common aesthetics throughout line



Wide Selection of Fittings

- External, internal, flat and tee fittings available to accommodate all types of applications
- Available in both two and three channel versions



Compatible Cover Plates

- Cover plates can be used for both HBLALU5000 and HBLALU7620 Raceways
- Cover plates offer option for most common power device applications
- Low profile bezel cover accommodates Hubbell iSTATION modules
- Open System data option available
- Base mounted cover plates available for added strength

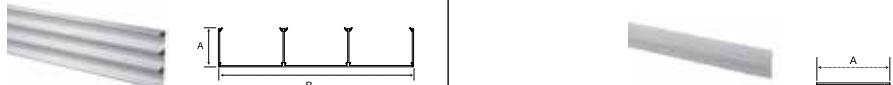
HBLALU5000 Series Inches (mm)

	Description	Color	Catalog No.	Description	Color	Catalog No.
HBLALU5000 Series	Two Channel Base Satin anodized finish. Packed 40ft (12.19m) per carton, 10ft (3m) lengths. Assembled cover and base dimensions. W: 5.08" (129.03) H: 1.75" (44.45)	Anodized Aluminum	HBLALU5000B10 A: 1.66" (42.16) B: 5.08" (129.03)	Cover (Single Channel) Satin anodized finish. Packed 40ft (12.19m) per carton, 5ft (1.5m) lengths.	Anodized Aluminum	HBLALUC57 A: 2.54" (64.52)

	Description	Color	Catalog No.	Description	Color	Catalog No.
Elbows and Tees	Internal Elbow For making a 90° internal turn in a raceway run.	Anodized Aluminum	HBLALU5017* A: 6.00" (152.40) B: 6.00" (152.40)	Inverted Internal Elbow For connecting a vertical run of HBLALU5000 with a horizontal run with its cover facing up.	Anodized Aluminum	HBLALU5017N* A: 5.91" (150.20) B: 5.98" (151.89)
	External Elbow For making a 90° external turn in a raceway run.	Anodized Aluminum	HBLALU5018* A: 6.00" (152.40) B: 6.00" (152.40)	Tee For branch connections of two runs of HBLALU5000 Raceway.	Anodized Aluminum	HBLALU5015* A: 9.00" (228.60) B: 8.08" (205.30)
	Flat Elbow For making a 90° flat turn in a raceway run.	Anodized Aluminum	HBLALU5011* A: 9.00" (228.60) B: 9.00" (228.60)			
End Fittings	Entrance End Fitting For feeding raceway, has concentric 1/2in and 3/4in trade size KOs.	Anodized Aluminum	HBLALU5010B2 A: 5.08" (129.10) B: 1.75" (44.40)	Blank End Fitting For closing end of raceway.	Anodized Aluminum	HBLALU5010B A: 5.08" (129.10) B: 1.75" (44.40)
Fittings	Cover Clip To cover seam where lengths of HBLALU5000 Raceway come together.	Stainless Steel	HBLALU5006 A: 1.38" (34.92)	Wire Clip For holding conductors in place. Can be used for either HBLALU5000 or HBLALU7620 Raceway.	Anodized Aluminum	HBLALU57WC A: 1.00" (25.40)
	Internal Corner Coupling For butting two raceway sections to form an internal 90° turn in a raceway run.	Anodized Aluminum	HBLALU5717A A: 3.50" (88.90) B: 2.38" (60.30)	Grounding Adapter For connection of equipment grounding. #10-32 Locking screws included.	Galvanized Steel	HBLALU5709 A: 3.37" (85.50) B: 2.00" (50.83)
	Couplings (Pair) To join lengths of HBLALU5000 or HBLALU7620 base.	Aluminum	HBLALU5701 A: 2.38" (60.30) B: 4.00" (101.80)			

*HBLALU5701 couplings included
 Note: See page S45 for cover plates.

HBLALU7620 Series Inches (mm)

	Description	Color	Catalog No.	Description	Color	Catalog No.
HBLALU7620 Series	Three Channel Base Satin anodized finish. Packed 40ft (12.19m) per carton, 10ft (3m) lengths. Assembled cover and base dimensions. W: 7.62" (193.55) H: 2.25" (57.15)	Anodized Aluminum	HBLALU7620B10 A: 2.16" (54.86) B: 7.62" (193.55)	Cover (Single Channel) Satin anodized finish. Packed 40ft (12.19m) per carton, 5ft (1.5m) lengths.	Anodized Aluminum	HBLALUC57 A: 2.54" (64.52)
						

	Description	Color	Catalog No.	Description	Color	Catalog No.
Elbow Fittings	Internal Elbow For making a 90° internal turn in a raceway run.	Anodized Aluminum	HBLALU7617* A: 6.50" (165.10) B: 6.50" (165.10)	Inverted Internal Elbow For connecting a vertical run of HBLALU7620 with a horizontal run with its cover facing up.	Anodized Aluminum	HBLALU7617N* A: 6.50" (165.10) B: 5.98" (151.89)
	External Elbow For making a 90° external turn in a raceway run.	Anodized Aluminum	HBLALU7618* A: 5.50" (139.70) B: 5.50" (139.70)	Tee For branch connections of two runs of HBLALU7620 Raceway.	Anodized Aluminum	HBLALU7615* A: 9.00" (228.60) B: 10.62" (269.80)
	Flat Elbow For making a 90° flat turn in a raceway run.	Anodized Aluminum	HBLALU7611* A: 11.54" (293.10) B: 11.54" (293.10)			
End Fittings	Entrance End Fitting For feeding raceway, has concentric 1/2in and 3/4in trade size KO's.	Anodized Aluminum	HBLALU7610B2 A: 7.62" (193.50) B: 2.31" (58.70)	Blank End Fitting For closing end of raceway.	Anodized Aluminum	HBLALU7610B A: 7.62" (193.50) B: 2.31" (58.70)
	Cover Clip To cover seam where lengths of HBLALU7620 Raceway come together.	Stainless Steel	HBLALU7606 A: 1.38" (34.92)	Wire Clip For holding conductors in place. Can be used for either HBLALU5000 or HBLALU7620 Raceway.	Anodized Aluminum	HBLALU57WC A: 1.00" (25.40)
Fittings	Internal Corner Coupling For butting two raceway sections to form an internal 90° turn in a raceway run.	Anodized Aluminum	HBLALU5717A A: 3.50" (88.90) B: 2.38" (60.30)	Grounding Adapter For connection of equipment grounding. #10-32 Locking screws included.	Galvanized Steel	HBLALU5709 A: 3.37" (85.50) B: 2.00" (50.83)
	Couplings (Pair) To join lengths of HBLALU5000 or HBLALU7620 base.	Aluminum	HBLALU5701 A: 2.38" (60.30) B: 4.00" (101.80)			

*HBLALU5701 couplings included
 Note: See page S45 for cover plates.

HBLALU5000 and HBLALU7620 Series Inches (mm)



	Description	Color	Catalog No.	Description	Color	Catalog No.
Cover Plates	Duplex Receptacle Cover For duplex receptacles and duplex communication frames shown on page S46.	Anodized Aluminum	HBLALU57DR A: 2.54" (64.50) B: 12.00" (304.80) HBLALU57DRBM (Base Mounted Device) A: 2.54" (64.50) B: 12.00" (304.80)	Toggle Switch Cover For single pole, two pole, three-way or four-way switches.	Anodized Aluminum	HBLALU57N A: 2.54" (64.50) B: 12.00" (304.80) HBLALU57NBM (Base Mounted Device) A: 2.54" (64.50) B: 12.00" (304.80)
	Rectangular Style Line® Cover For Style Line rectangular duplex receptacle, GFCI, surge device or rectangular communication frames shown on page S46.	Anodized Aluminum	HBLALU57G A: 2.54" (64.50) B: 12.00" (304.80) HBLALU57GBM (Base Mounted Device) A: 2.54" (64.50) B: 12.00" (304.80)	Blank Cover To cover 12in (305.00) section of raceway.	Anodized Aluminum	HBLALU57BL A: 2.54" (64.50) B: 12.00" (304.80)
	Single Receptacle Cover For single receptacle with face diameters of 1.38in to 1.39 in (35.05 to 35.31).	Anodized Aluminum	HBLALU57E A: 2.54" (64.50) B: 12.00" (304.80) HBLALU57EBM (Base Mounted Device) A: 2.54" (64.50) B: 12.00" (304.80)	Single Receptacle Cover For single receptacle with face diameters of 1.56in to 1.59in (39.62 to 40.39).	Anodized Aluminum	HBLALU57F A: 2.54" (64.50) B: 12.00" (304.80) HBLALU57FBM (Base Mounted Device) A: 2.54" (64.50) B: 12.00" (304.80)
	Hubbell iSTATION Cover For mounting Hubbell iSTATION modules. IMF1GY or IFPxxGY frames and plates on pages S46 and S47.	Anodized Aluminum	HBLALU57LPB A: 2.54" (64.50) B: 12.00" (304.80) C: 1.90 (48.26) D: 3.00" (76.20)	Ortronics® Cover Plate For two Ortronics TracJack® or one Series II® datacom insert. Both bezels included.	Anodized Aluminum	HBLALU57ABRT A: 2.54" (64.50) B: 12.00" (304.80)
	2-Gang Raised Device Box KP device plates only, found on page S46.	Gray PVC	HBLALU57KP2G A: 5.08" (129.10) B: 7.64" (193.90)			














Base Mounted Device Cover Design













No exposed screw holes. Receptacle is securely mounted to the raceway base rather than the cover.

Ortronics®, Series II® and TracJack® are registered trademarks of The Ortronics Company.

Device Brackets and Wallplates Inches (mm)

1. Choose Device Mounting Bracket	Description	Color	HBL4750 Series		HBL6750 Series	
	Device Mounting Bracket for HBL4750 and HBL6750 Series Metal Raceway	Gray Ivory		HBL4750GY HBL4750IV		HBL6750GY HBL6750IV



2. Choose 1-Gang Wallplates	Color	Catalog No.	Catalog No.	Catalog No.	Catalog No.
	Gray	 KP8GY Duplex	 KP26GY Style Line®	 KP1GY Toggle	 KP7GY Receptacle (1.41 ID)
	Gray	 KP212GY Coax (2)	 KP2140GY Jack/Coax	 KP2162GY Modular Jacks (2)	 KP2163GY Modular Jacks (3)
	Gray	 KPORTGY Ortronics Series II® Data Module	 KPPANGY Panduit Mini-Com® Data Module	 KP14GY Blank	 KP720GY Receptacle (1.60 ID)
	Gray	 KPIMBZGY 3-Unit iSTATION (Accepts all Hubbell iSTATION Modules found in Section T).			













Communications Wallplates.	Color	Catalog No.	Catalog No.	Catalog No.	Catalog No.
	Gray Ivory	 ISF2GY ISF2EI Decorator 2-Port	 ISF3GY ISF3EI Decorator 3-Port	 ISF4GY ISF4EI Decorator 4-Port	 ISF6GY ISF6EI Decorator 6-Port
	Gray Ivory Office White	 IFP12GY - IFP126OW Decorator	 IFP12GY IFP12EI Flush 2-Port	 IFP13GY IFP13EI Flush 3-Port	 IFP14GY IFP14EI Flush 4-Port
Gray Ivory Office White	 IFP16GY IFP16EI Flush 6-Port	 - IFP18OW Duplex	 BR106G BR106E Duplex 2-Port	 Q106G Q106E Duplex 4-Port	

Note: For HBL3000 series raceway applications, Catalog No. HBL3051LEIV/GY must be used with plates and devices.

Panduit® and Mini-Com® are registered trademarks of Panduit Corp.
Ortronics® and Series II® are registered trademarks of Ortronics/Legrand.

Frame Modules and Modular Connector Fittings Inches (mm)

1. Choose Plate Frame	Description	Color	HBL4750 Series		HBL6750 Series	
	Front loading plate will accept any modules in three unit combinations. Angled fixtures to be used in bottom opening only. Use KPIMBZAL/GY plate with modules for HBL4750 and HBL6750 Series device mounting bracket located on page S46. See Section T for additional Hubbell iSTATION modules and datacom products. <i>Note: Each gang accepts 3 module units.</i>	Gray Ivory		IMF1GY IMF1EI		IMF2GY IMF2EI

2. Choose Modules	Color	Catalog No.	Catalog No.	Catalog No.	Catalog No.
	Gray Ivory	 IMB05GY IMB05EI Blank Module .5 Unit	 IMB1GY IMBEI Blank Module 1 Unit	 IMB15GY IMB15EI Blank Module 1.5 Unit	
	Gray Ivory	 IM1K1GY IM1K1EI Modular Flat 1 Unit	 IM2K1GY IM2K1EI Modular Flat 1 Unit	 IM1KA15GY IM1KA15EI Modular Angled 1.5 Unit	 IM2KA15GY IM2KA15EI Modular Angled 1.5 Unit
	Gray Ivory	 IM1SCA15GY IM1SCA15EI SC 1 Duplex Angled, 1.5 Unit	 IM2SCA2GY IM2SCA2EI SC 2 Duplex Angled, 2 Unit	 IM1IA15GY IM1IA15EI Modular Recessed 1.5 Unit	 IM2IA15GY IM2IA15EI Modular Recessed 1.5 Unit
Keystone Opening Hole size for mounting all Hubbell jacks  A: .580" (14.73) B: .760" (19.30)					

Modular connectors to be used with any plate with a standard modular opening. Not recommended for use with KP plates. For KP applications use KPIMBZAL/GY bezel and appropriate Hubbell iSTATION modules located in the Section T. Use appropriate Hubbell iSTATION modules for SC fiber adapters. See Section T for additional modular connectors.

Modular Connector Fittings	Color	Catalog No.	Catalog No.	Catalog No.
	Gray Ivory	 SFFGGY SFFGEI F-Type Coupler Gold	 SFFGX SFFEX F-Type Coupler Nickel	 SFBG10 SFBGE10 Blank (10 Pack)
	Gray Ivory	 SFRCRFFGY SFRCRFFEI RCA Gold Pass-through F/F Coupler Red Insulator	 SFRCWFFGY SFRCWFFEI RCA Gold Pass-through F/F Coupler White Insulator	 SFRCYFFGY SFRCYFFEI RCA Gold Pass-through F/F Coupler Yellow Insulator
	Black	 SFSV110BK S-Video 110, Black	 SFSVBK S-Video F/F Coupler	 SFSPGBK* SFSPGR** Speaker Post Connector
Black housing only	 SFRC110R RCA 110 Punchdown Red Insulator	 SFRC110W RCA 110 Punchdown White Insulator	 SFRC110Y RCA 110 Punchdown Yellow Insulator	

*Office White housing with black ring color
 **Office White housing with red ring color

Modular Jacks	Color	Catalog No.	Catalog No.	Catalog No.
	See below	 HXJ5E Cat 5e, T568A, T568B, RJ45	 HXJ6 Cat 6, T568A, T568B, RJ45	 HXJU 6 Position USOC, RJ25

xx = Color: **BK** (Black), **B** (Blue), **GY** (Gray), **GN** (Green), **EI** (Ivory), **OW** (Office White), **OR** (Orange), **R** (Red), **W** (White), or **Y** (Yellow)

Wire Fill Capacity Chart and Technical Information

Metal and Aluminum Raceway Wire Fill Capacities															
Series	Channel Area (sq in)	Power (THHN/T90 Nylon)			Voice		Data (Copper Cables)					Data (Multimode Fiber Optic Cables)			
		14 AWG	12 AWG	10 AWG	4-Pair	25-Pair	Type RG59U	Cat 5e	Cat 6	Cat 6A	Cat 6 STP	(2) or (4) Fiber Round Cable	Fiber Optic Jumpers	Fiber Optic Zip Cord	
		Wire O.D. (in):	0.111	0.13	0.164	0.19	0.41	0.242	0.21	0.25	0.35	0.29	0.19	0.118	.12 x .24
Wire Area (sq in):	0.0097	0.0133	0.0211	0.0283	0.1320	0.0460	0.0346	0.0491	0.0962	0.0660	0.0283	0.0109	0.0288		
Wire Fill Capacity	40%	40%	40%	40%	40%	40%	40%	40%	40%	40%	40%	40%	40%	40%	
HBL500	0.22	7	5	3	2	0	1	2	1	1	1	2	8	2	
HBL700	0.26	10	7	4	3	0	2	3	2	1	1	3	8	3	
HBL750	0.40	12	9	5	6	1	3	5	3	2	2	6	15	6	
HBL2000	0.89	7	7	0	13	3	8	10	7	4	5	13	33	12	
HBL2000A	0.86	35	26	16	11	2	7	9	7	4	5	13	33	12	
HBL2400	1.39	57	41	26	19	4	12	16	11	5	8	19	51	19	
HBL2400D	Channel A	0.86	26	19	11	12	2	7	9	7	3	5	12	31	11
	Channel B	0.37	11	9	6	5	1	3	4	3	1	2	5	13	5
HBL3000		3.70	152	111	70	52	11	32	43	30	15	22	52	136	51
HBL4750	No Barriers	7.20	296	216	136	102	22	63	83	59	30	44	102	264	100
	Barrier Centered Ch. A	3.10	127	93	58	44	9	27	36	25	13	19	44	114	43
	Barrier Centered Ch. B	3.30	127	93	58	47	10	29	38	27	14	20	47	121	46
	Barrier Offset Ch. A	2.10	86	63	39	30	6	18	24	17	9	13	30	77	29
	Barrier Offset Ch. B	4.30	176	129	81	61	13	37	50	35	18	26	61	158	60
HBL6750	No Barriers	13.77	566	412	259	195	42	120	159	112	57	83	195	505	191
	Barrier Offset 1/2 Ch. A	4.59	189	138	86	65	14	40	53	37	19	28	65	168	64
	Barrier Offset 2/3 Ch. B	9.18	379	278	173	130	28	80	106	75	38	56	130	337	128
HBLALU2000		1.20	49	36	22	16	3	10	13	9	4	7	16	44	16
HBLALU3800		5.80	214	156	98	82	18	50	67	47	24	35	82	213	81
HBLALU4800	Center Barrier/ Both Channels	11.60	428	312	196	164	35	101	134	95	48	70	164	426	161
	Center Barrier/ 1 Channel	5.80	214	156	98	82	18	50	67	47	24	35	82	213	81
HBLALU5000	Center Barrier/ Both Channels	7.60	312	228	142	106	22	64	86	60	30	46	106	278	104
	Center Barrier/ 1 Channel	3.80	156	114	71	53	11	32	43	30	15	23	53	139	52
HBLALU7620	2 Barriers with 3 Equal Channels/Total	15.00	618	450	282	210	45	129	171	120	60	90	210	549	207
	2 Barriers with 3 Equal Channels/ 1 Channel	5.00	206	150	94	70	15	43	57	40	20	30	70	183	69

Note: Pathway (Raceway) fill shall be 40% maximum. Raceway fittings and outlets/receptacles reduce the cross section of the raceway system, thus reducing overall cable fill capacity.

Physical Properties

Material Galvanized Steel or Anodized Aluminum

Metal PlugTrak Specifications

Receptacle Rating NEMA 5-15R and NEMA 5-20R
 Wire #12 AWG Stranded Copper
 Receptacle Face Thermoplastic

Codes/Standards

TIA/EIA 569B
 UL Standard UL 5
 Listings E253976 /E253830 /E253833
 CSA Standard C22.2 no. 62
 Certification LR87514

Cross Reference

Hubbell Catalog No.	Wiremold® Catalog No.
HBL500 Series	500 Series
HBL502B	502
HBL605CUT	605
HBL600B	600B
HBL605K	605K
HBL500TFIV	N/A
HBL50010IV	V500
HBL504IV	V504
HBL506IV	V506
HBL511IV	V511
HBL512IV	V512
HBL517IV	V517
HBL518IV	V518
HBL750 Series	700 Series
HBL607CUT	607
HBL7502B	702
HBL607K	607K
HBL750TFIV	N/A
HBL75010IV	V700
HBL7504IV	V704
HBL7506IV	V706
HBL711IVA	V711
HBL712IV	V712
HBL717IVA	V717
HBL718IVA	V718
HBL500/HBL750 Series	500/700 Series
HBL5701C	5701
HBL5709	5709
HBL5780	5780
HBL5781	5781
HBL5782C	5782
HBL5791	5791
HBL5709GC	5709GC
HBL5781A	5781A
HBL5782A	5782A
HBL5790B	5790B
HBL5752RA	R5752
HBL5753RA	R5753
HBL5700FIVA	V5700F
HBL5703IV	V5703
HBL5711LHIVA	V5711LH
HBL5711RHIVA	V5711RH
HBL5715IVA	V5715
HBL5719IVA	V5719
HBL57242IVA	V57242
HBL5731IV	V5731
HBL5733IVA	V5733
HBL5735IVA	V5735
HBL5736IV	V5736
HBL5737IVA	V5737
HBL5737AIVA	V5737A
HBL5738IVA	V5738
HBL5738AIVA	V5738A
HBL5738AFIVA	V5738AF
HBL5739IVA	V5739
HBL5739AIVA	V5739A
HBL5744IVA	V5744
HBL57442IVA	V5744-2
HBL57443IVA	V5744-3
HBL5744SIVA	V5744S
HBL5744S2IVA	V5744S-2
HBL5744S3IVA	V5744S-3
HBL5745IVA	V5745
HBL5747IVA	V5747
HBL57472IVA	V5747-2
HBL57473IVA	V5747-3
HBL5748IVA	V5748

Hubbell Catalog No.	Wiremold® Catalog No.
HBL57482IVA	V5748-2
HBL57483IVA	V5748-3
HBL57484IVA	V5748-4
HBL57485IVA	V5748-5
HBL57486IVA	V5748-6
HBL5751IVA	V5751
HBL57512IVA	V5751-2
HBL57513IVA	V5751-3
HBL5751AIVA	V5751A
HBL5752IVA	V5752
HBL5753IVA	V5753
HBL5760IVA	V5760
HBL5783IVA	V5783
HBL5784IVA	V5784
HBL5785IVA	V5785
HBL5786IVA	V5786
HBL5786AIVA	N/A
HBL5711BRIVA	N/A
HBL5715BRIVA	N/A
HBL5717BRIVA	N/A
HBL5718BRIVA	N/A
HBL2000 Series	2000 Series
HBL620C	620
HBL2001C	2001
HBL2003SC	2003
HBL2009GC	2009
HBL2000WC	2000WC
HBL2000WCA	N/A
HBL2017TC	2017TC
HBL620BCK	620BCK
HBL2000B5GY	G2000B-5
HBL2000BCGY	G2000BC
HBL2000BCAGY	N/A
HBL2000CGY	G2000C
HBL2000CAGY	G2100C
HBL2006GY	G2006
HBL2010A2GY	G2010A2
HBL2010A3GY	G2010A3
HBL2010BGY	G2010B
HBL2011GY	G2011
HBL2011BRGY	N/A
HBL2015GY	G2015
HBL2015BRGY	N/A
HBL2017BRGY	N/A
HBL2018BRGY	N/A
HBL2018CGY	G2018C
HBL2048GY	G2048
HBL20482GY	G2048-2
HBL2051HGY	G2051H
HBL2000TFIV	N/A
HBL2000TFGY	N/A
HBL2000B5IV	V2000B-5
HBL2000BCIV	V2000BC
HBL2000BCAIV	N/A
HBL2000CIV	V2000C
HBL2000CAIV	V2100C
HBL2006IV	V2006
HBL2010A2IV	V2010A2
HBL2010A3IV	V2010A3
HBL2010BIV	V2010B
HBL2011IV	V2011
HBL2011BRIV	N/A
HBL2015IV	V2015
HBL2015BRIV	N/A
HBL2017BRIV	N/A
HBL2018BRIV	N/A
HBL2018CIV	V2018C

Wiremold® is a registered trademark of The Wiremold Company. Hubbell Inc. is not affiliated with The Wiremold Company.

Cross Reference

Hubbell Catalog No.	Wiremold® Catalog No.
HBL2048IV	V2048
HBL20482IV	V2048-2
HBL2051HIV	V2051H
HBL2089IV	V2089
HBL2089EIV	V2089E
HBL2400/HBL2400D	2400/2400D
Series	Series
HBL624CUT	624
HBL2401C	2401
HBL2409GC	2409
HBL2400WC	2400WC
HBL2401DC	2401D
HBL624BCK	624BCK
HBL24DRK	N/A
HBL24SRK	N/A
HBL24106DRK	N/A
HBL24106RRK	N/A
HBL4724REDIV	N/A
HBL2420REDIV	N/A
HBL2400TFIV	N/A
HBL2400DTFIV	N/A
HBL2400BIV	V2400B
HBL2400B10IV	V2400B-10
HBL2400BCIV	V2400BC
HBL2400BDIV	V2400BD
HBL2400CIV	V2400C
HBL2406IV	V2406
HBL2410AIV	V2410A
HBL2410BIV	V2410B
HBL2410BDIV	V2410BD
HBL2410CIV	V2410C
HBL2410DFOIV	V2410DFO
HBL2410FCIV	V2410FC
HBL2411DFOIV	V2411DFO
HBL2415DFOIV	V2411DFO
HBL2411IV	V2411FO
HBL2415IV	V2415FO
HBL2417DFOIV	V2417DFO
HBL2417IV	V2417FO
HBL2418DFOIV	V2418DFO
HBL2418IV	V2418FO
HBL2426IV	V2426
HBL2444IVA	V2444
HBL24442IV	V2444-2
HBL2444DIVA	V2444D
HBL2444D2AIV	V2444D-2A
HBL2448IVA	V2448
HBL24482IV	V2448-2
HBL2451HIV	V2451H
HBL2475DBRIV	V2475D
HBL2489IV	V2489
HBL3000 Series	3000 Series
HBL630B	630B
HBL630BDK	630BDK
HBL630C	630C
HBL630CDK	630CDK
HBL3000BGY	G3000B
HBL3000C075GY	G3000C075
HBL3000C195GY	G3000C195
HBL3000CEGY	G3000CE
HBL3000WCGY	G3000WC
HBL3001GY	G3001
HBL3001AGY	G3001A
HBL3003GY	G3003
HBL3006EGY	G3006E

Hubbell Catalog No.	Wiremold® Catalog No.
HBL3007CGY	G3007C
HBL3010AEGY	G3010AE
HBL3010BGY	G3010B
HBL3010CGY	G3010C
HBL3011EGY	G3011E
HBL3014CGY	G3014C
HBL3015EGY	G3015E
HBL3017CEGY	G3017TCE
HBL3018AEGY	G3018AE
HBL3027AEGY	G3027AE
HBL3028GY	G3028
HBL3033JEGY	G3033JE
HBL3036HEGY	G3036HE
HBL3040CEGY	G3040CE
HBL3043BEGY	G3043BE
HBL30442GY	G3044-2
HBL3046BEGY	G3046BE
HBL3046H2GY	G3046H-2
HBL3048RGY	G3048R
HBL3051LEGY	G3051LE
HBL3082GY	G3082
HBL3086GY	G3086
HBL3200REDIV	N/A
HBL3200REDGY	N/A
HBL3000TFIV	N/A
HBL3000TFGY	N/A
HBL3000BIV	V3000B
HBL3000C075IV	V3000C075
HBL3000C195IV	V3000C195
HBL3000CEIV	V3000CE
HBL3003IV	V3003
HBL3006EIV	V3006E
HBL3010AEIV	V3010AE
HBL3010BIV	V3010B
HBL3010CIV	V3010C
HBL3011EIV	V3011E
HBL3014CIV	V3014C
HBL3015EIV	V3015E
HBL3017TCEIV	V3017TCE
HBL3018AEIV	V3018AE
HBL3027AEIV	V3027AE
HBL3028IV	V3028
HBL3033JEIV	V3033JE
HBL3036HEIV	V3036HE
HBL3040CEIV	V3040CE
HBL3043BEIV	V3043BE
HBL30442IV	V3044-2
HBL3046BEIV	V3046BE
HBL3046H2IV	V3046H-2
HBL3048RIV	V3048R
HBL3051LEIV	V3051LE
HBL3086IV	V3086
HBL4750 Series	4000 Series
HBL4751AC	4001A
HBL4750IV	V4050
HBL640C	640C
HBL4750B10GY	G4000B-10
HBL4750C075GY	G4000C075
HBL4750C195GY	G4000C195
HBL640B	640B
HBL4747RXIV	V4047RX
HBL4747RFIV	V4047RF
HBL4747C1GY	G4047C-1
HBL4747BXGY	G4047BX
HBL4747RXGY	G4047RX
HBL4747RFGY	G4047RF
HBL4747JXGY	G4047JX

Wiremold® is a registered trademark of The Wiremold Company. Hubbell Inc. is not affiliated with The Wiremold Company.

Cross Reference

Hubbell Catalog No.	Wiremold® Catalog No.
HBL4747C2GY	G4047C-2
HBL4715DFOGY	G4015DFO
HBL4717NGY	G4017N
HBL4746H2GY	G4046H-2
HBL4718DFOGY	G4018FO
HBL47472BBFFGY	G4047-2BBFF
HBL47472BBBGGY	G4047-2BBBB
HBL47472BBSSGY	G4047-2BBSS
HBL47472BBXXGY	G4047-2BBXX
HBL47472BBTTGY	G4047-2BBTT
HBL4747AXGY	G4047AX
HBL47472RRXXGY	G4047-2RRXX
HBL4747BFGY	G4047BF
HBL4747BBGY	G4047BB
HBL4747BRGY	N/A
HBL4747BRIV	N/A
HBL4747BTGY	G4047BT
HBL4747BSGY	G4047BS
HBL4774AGY	G4074A
HBL4750GY	G4050
HBL47472RRXXIV	V4047-2RRXX
HBL47472BBXXIV	V4047-2BBXX
HBL4747BBIV	V4047BB
HBL4747AXIV	V4047AX
HBL4747BFIV	V4047BF
HBL4747BTIV	V4047BT
HBL4747BSIV	V4047BS
HBL4747C1IV	V4047C-1
HBL4747BXIV	V4047BX
HBL4747JXIV	V4047JX
HBL4747C2IV	V4047C-2
HBL4750CIV	V4000C
HBL4750B10IV	V4000B-10
HBL4750C315IV	V4000C315
HBL4750C195IV	V4000C195
HBL4711DFOIV	V4011FO
HBL4711IV	V4011
HBL4710DFOIV	V4010DFO
HBL4710IV	V4010
HBL4710BIV	V4010B
HBL4756AIV	V4006
HBL4714AIV	V4014A
HBL4712TXIV	V4012TX
HBL4750C135IV	V4000C135
HBL4750C075IV	V4000C075
HBL4717DFOIV	V4017FO
HBL4717IV	V4017
HBL4715DFOIV	V4015DFO
HBL4715IV	V4015
HBL4718DFOIV	V4018FO
HBL4718IV	V4018
HBL4717NIV	V4017N
HBL47472BBBBIV	V4047-2BBBB
HBL4746H2IV	V4046H-2
HBL47472BBTTIV	V4047-2BBTT
HBL47472BBSSIV	V4047-2BBSS
HBL4747CVMGY	G6007C-1
HBL4786AGY	G4086A
HBL4750TFIV	N/A
HBL4747CVM2GY	G6007C-2
HBL4750BP	N/A
HBL4750TFGY	N/A
HBL4756AGY	G4006
HBL4751DA	4001DA
HBL640BDK	640BDK
HBL640CDK	640CDK
HBL4750CGY	G4000C
HBL4750C135GY	G4000C135
HBL4750C315GY	G4000C315

Hubbell Catalog No.	Wiremold® Catalog No.
HBL4750DGY	G4000D
HBL4750WCGY	G4000WC
HBL4710BGY	G4010B
HBL4710DFOGY	G4010DFO
HBL4710GY	G4010
HBL4711DFOGY	G4011FO
HBL4711GY	G4011
HBL4712TXGY	G4012TX
HBL4714AGY	G4014A
HBL4717DFOGY	G4017FO
HBL4717GY	G4017
HBL4717TCAGY	G4017TCA
HBL4774AIV	V4074A
HBL4786AIV	V4086A
HBL4747CVMIV	V6007C-1
HBL4747CVM2IV	V6007C-2
HBL6750 Series	
6000 Series	
HBL6751A	6001A
HBL660C	640C
HBL660CDK	640CDK
HBL660B	660B
HBL660BDK	660BDK
HBL6718DFOGY	G4018FO
HBL6718GY	G6017TX
HBL6746HHHGY	G4046H-2 (4000 Series 2-Gang)
HBL67473BBBBBBGY	G4047-2BBBB (4000 Series 2-Gang)
HBL67473BBBFFGY	G4047-2BBFF (4000 Series 2-Gang)
HBL67473BBBSSGY	G4047-2BBSS (4000 Series 2-Gang)
HBL67473BBBTTGY	G4047-2BBTT (4000 Series 2-Gang)
HBL67473BBBXXGY	G4047-2BBXX (4000 Series 2-Gang)
HBL6747AXXGY	G4047AX (4000 Series 2-Gang)
HBL6747BBBGY	G4047BB (4000 Series 2-Gang)
HBL6747BFBGY	G4047BF (4000 Series 2-Gang)
HBL6747BBSGY	G4047BS (4000 Series 2-Gang)
HBL6747BBTGY	G4047BT (4000 Series 2-Gang)
HBL6747BXXGY	G4047BX (4000 Series 2-Gang)
HBL6747C1GY	V4047C-1 (4000 Series 1-Gang Overlapping)
HBL6747C2GY	V4047C-2 (4000 Series 2-Gang Overlapping)
HBL6747JXXGY	G4047JX (4000 Series 2-Gang)
HBL6747RRFGY	G4047RF (4000 Series 2-Gang)
HBL6747RXXGY	G4047RX (4000 Series 2-Gang)
HBL67473RRRXXGY	G4047-2RRXX
HBL6750GY	G4050
HBL6750B10GY	G6000B-10
HBL6750CGY	G6000C
HBL6750DAGY	G6000DA
HBL6750WCGY	G6000WC
HBL6751DAGY	G6001DA
HBL6756AGY	G6006
HBL6710BGY	G6010B
HBL6711DFOGY	G6011TX
HBL6711GY	G6011TX
HBL6712TXGY	G6012TX
HBL6714AGY	G6014A
HBL6717DFOGY	G6017TX
HBL6717GY	G6017TX
HBL6774AGY	G6074A
HBL6786GY	G6086
HBL6750C075IV	N/A
HBL6750C075GY	N/A
HBL6750C135IV	N/A
HBL6750C135GY	N/A
HBL6750C195IV	N/A
HBL6750C195GY	N/A
HBL6750C315IV	N/A
HBL6750C315GY	N/A
HBL6715DFOIV	N/A
HBL6715IV	N/A

Wiremold® is a registered trademark of The Wiremold Company. Hubbell Inc. is not affiliated with The Wiremold Company.

SECTION S • DELIVERY Raceway

Cross Reference

Hubbell Catalog No.	Wiremold® Catalog No.
HBL6715DFOGY	N/A
HBL6715GY	N/A
HBL6717NIV	N/A
HBL6717NGY	N/A
HBL6717TCAGY	N/A
HBL6710DFOIV	N/A
HBL6710DFOGY	N/A
HBL6750TFIV	N/A
HBL6750TFGY	N/A
HBL6718DFOIV	V4018FO
HBL6746HHHIV	V4046H-2 (4000 Series 2-Gang)
HBL67473BBBBXXGY	V4047-2BBBB (4000 Series 2-Gang)
HBL67473BBBBFFIV	V4047-2BBFF (4000 Series 2-Gang)
HBL67473BBBBSSIV	V4047-2BBSS (4000 Series 2-Gang)
HBL67473BBBBTTIV	V4047-2BBTT (4000 Series 2-Gang)
HBL67473BBBBXXIV	V4047-2BBXX (4000 Series 2-Gang)
HBL6747AXXIV	V4047AX (4000 Series 2-Gang)
HBL6747BBBIV	V4047BB (4000 Series 2-Gang)
HBL6747BBFIV	V4047BF (4000 Series 2-Gang)
HBL6747BBSIV	V4047BS (4000 Series 2-Gang)
HBL6747BBTIV	V4047BT (4000 Series 2-Gang)
HBL6747BXXIV	V4047BX (4000 Series 2-Gang)
HBL6747C1IV	V4047C-1 (4000 Series 1-Gang Overlapping)
HBL6747C2IV	V4047C-2 (4000 Series 2-Gang Overlapping)
HBL6747JXXIV	V4047JX (4000 Series 2-Gang)
HBL6747RRFIV	V4047RF (4000 Series 2-Gang)
HBL6747RXIV	V4047RX (4000 Series 2-Gang)
HBL67473RRRRXXIV	V4047-2RRXX
HBL6750IV	V4050
HBL6750B10IV	V6000B-10
HBL6750CIV	V6000C
HBL6756AIV	V6006
HBL6710BIV	V6010B
HBL6711DFOIV	V6011TX
HBL6711IV	V6011TX
HBL6712TXIV	V6012TX
HBL6714AIV	V6014A
HBL6774AIV	V6074A
HBL6786IV	V6086

Metal PlugTrak®	Metal Plugmold®
HBL20C215IV	V20-C2
HBL20C215GY	G20-C2
HBL20C315IV	N/A
HBL20C315GY	N/A
HBL20GB306GY	G20GB306
HBL20IG306GY	G20IG306
HBL20GB506GY	G20GB506
HBL20GB512GY	G20GB512
HBL20GB606GY	G20GB606
HBL20GB609GY	G20GB609
HBL20GB612GY	G20GB612
HBL20GB618GY	G20GB618
HBL20GBA512GY	G20GBA512
HBL20GBA609GY	G20GBA609
HBL20GBA612GY	G20GBA612
HBL20GBA618GY	G20GBA618
HBL20IG512GY	G20IG512
HBL20IG606GY	G20IG606
HBL24GB306GY	G24GB306
HBL24GB506GY	G24GB506
HBL24GB512GY	G24GB512
HBL24GBA512GY	G24GBA512
HBL24GB606GY	G24GB606
HBL24GB612GY	G24GB612
HBL24GB618GY	G24GB618
HBL24GBA612GY	G24GBA612
HBL24GBA618GY	G24GBA618

Hubbell Catalog No.	Wiremold® Catalog No.
HBL20GB306IV	V20GB306
HBL20IG306IV	V20IG306
HBL20GB506IV	V20GB506
HBL20GB512IV	V20GB512
HBL20GB606IV	V20GB606
HBL20GB609IV	V20GB609
HBL20GB612IV	V20GB612
HBL20GB618IV	V20GB618
HBL20GBA512IV	V20GBA512
HBL20GBA609IV	V20GBA609
HBL20GBA612IV	V20GBA612
HBL20GBA618IV	V20GBA618
HBL20IG512IV	V20IG512
HBL20IG606IV	V20IG606
HBL24GB306IV	V24GB306
HBL24GB506IV	V24GB506
HBL24GB512IV	V24GB512
HBL24GBA512IV	V24GBA512
HBL24GB606IV	V24GB606
HBL24GB612IV	V24GB612
HBL24GB618IV	V24GB618
HBL24GBA612IV	V24GBA612
HBL24GBA618IV	V24GBA618

HBLALU2000 Series	ALA2000 Series
HBLALU2000B10	AL2000B-10
HBLALU2000B5	AL2000B-5
HBLALU2000C5	AL2000C-5
HBLALU2000WC	AL2000WC
HBLALU2001	AL2001
HBLALU2003	AL2003
HBLALU2006	AL2006
HBLALU2009	AL2009
HBLALU2010A	AL2010A
HBLALU2010B	AL2010B
HBLALU2011	AL2011
HBLALU2015	AL2015
HBLALU2017	AL2017
HBLALU2018	AL2018
HBLALU2038	AL2038
HBLALU2040A	AL2040A
HBLALU2043	AL2043
HBLALU2044	AL2044
HBLALU20442	AL2044-2
HBLALU2047	AL2047
HBLALU20472	AL2047-2
HBLALU2051H	AL2051H

Aluminum PlugTrak®	Aluminum Plugmold®
HBLALU20GB306	AL20GB306
HBLALU20GB506	AL20GB506
HBLALU20GB512	AL20GB512
HBLALU20GB606	AL20GB606
HBLALU20GB612	AL20GB612
HBLALU20GB618	AL20GB618
HBLALU20GBA606	AL20GBA606
HBLALU20GBA612	AL20GBA612
HBLALU20GBA618	AL20GBA618
HBLALU20IG306	AL20IG306
HBLALU20IG506	AL20IG506
HBLALU20IG606	AL20IG606
HBLALU24GB306	N/A
HBLALU24IG306	N/A
HBLALU24GB506	N/A
HBLALU24GB512	N/A
HBLALU24IG506	N/A
HBLALU24GB606	N/A

Wiremold® is a registered trademark of The Wiremold Company. Hubbell Inc. is not affiliated with The Wiremold Company.

Cross Reference

Hubbell Catalog No.	Wiremold® Catalog No.
---------------------	-----------------------

HBLALU24GB612	N/A
HBLALU24GB618	N/A
HBLALU24GBA606	N/A
HBLALU24GBA612	N/A
HBLALU24GBA618	N/A
HBLALU24IG606	N/A

HBLALU3800 Series	ALA3800 Series
-------------------	----------------

HBLALU3800B10	ALA3800B-10
HBLALU3806	ALA3806
HBLALU3810B	ALA3810B
HBLALU3810B1	ALA3810B1
HBLALU3811	ALA3811
HBLALU3815	ALA3815
HBLALU3817	ALA3817
HBLALU3817N	ALA3817N
HBLALU3818	ALA3818
HBLALUC5	ALAC-5
HBLALUWC	ALAWC

HBLALU4800 Series	ALA4800 Series
-------------------	----------------

HBLALU01	ALA01
HBLALU09	ALA09
HBLALU17A	ALA17A
HBLALU4800B10	ALA4800B-10
HBLALU4806	ALA4806
HBLALU4810B	ALA4810B
HBLALU4810B2	ALA4810B2
HBLALU4811	ALA4811
HBLALU4815	ALA4815
HBLALU4817	ALA4817
HBLALU4817N	ALA4817N
HBLALU4818	ALA4818
HBLALUABRT	ALA-ABRT
HBLALUBL	ALA-BL
HBLALUDR	ALA-DR
HBLALUE	ALA-E
HBLALUF	ALA-F
HBLALUG	ALA-G
HBLALUJ	ALA-J
HBLALUN	ALA-N
HBLALULPB	N/A

Touch-Up Paint	
----------------	--

HBLGWEP	GWE-S
HBLIWEP	IWE-S


Wiremold® is a registered trademark of The Wiremold Company. Hubbell Inc. is not affiliated with The Wiremold Company.

Products at a Glance



Hubbell PolyTrak® Non-Metallic Surface Raceway

- PolyTrak® non-metallic surface raceway is a complete system with raceway, fittings, boxes and devices
- Sizes range from single channel PremiseTrak® to three channel Super BaseTrak® for all types of surface raceway requirements
- Single and two channel latching raceways are dual-rated for both power and data applications, reducing inventory requirements
- UL Listed and CSA Certified to 600V AC
- Office white color



One Box, Three Systems

- Boxes have three cut-aways that can be utilized with WallTrak®, LANTrak® and PremiseTrak® (latching) systems
- Reduces inventory requirements
- Eliminates need to order three separate boxes
- Boxes available in low, standard and deep profiles.
- Two-gang divided box available for power, data, voice, audio and video applications
- Boxes utilize Hubbell KP plates or Hubbell iSTATION modules and bezels



Flush or Full Capacity Boxes

- Super BaseTrak® and BaseTrak® raceway offer multiple solutions for box installation
- Super BaseTrak in-line three-gang box allows maximum capacity in a flush design
- Super BaseTrak and BaseTrak available in 1, 2 and 3-gang full capacity boxes
- Two and three channel BaseTrak (PB2 and PB3) available with 1 and 2-gang in-line boxes
- Full capacity in-line boxes eliminate the need to de-rate the wire fill capacity due to the intrusion of devices into the raceway channel



Non-Metallic PlugTrak®

- Available as hard wired multi-outlet assembly or relocatable power tap
- Hubbell designed and manufactured 15 or 20 Amp receptacles
- UL Listed and CSA Certified
- Office white color

Hard Wired Multi-Outlet PlugTrak®

- Available in 5 foot (1.5m) or 6 foot (1.8m) lengths
- Available in single, two circuit (an inherently isolated ground product)
- Multiple spacing configurations
- Hard wired PlugTrak® mates with LANTrak® fittings and boxes
- Tamper-Resistant versions available



Portable PlugTrak®

- Available in 3ft (0.9m) or 5ft (1.5m) lengths
- 6ft (1.8m) length 15 or 20 Amp molded cord set allows reliable access
- Pre-punched holes make mounting easy


PT1 PremiseTrak® (Non-Latching) Inches (mm)

	Description	Color	Length	Without Adhesive	With Adhesive
PT1 PremiseTrak®	Base and Cover Single channel raceway. Available in 5ft (1.5m) and 7ft (2.1m) lengths.	Office White	5ft 7ft	PT1BC5 PT1BC7 A: .68" (17.27) B: .75" (19.05)	PT1ABC5 PT1ABC7 A: .68" (17.27) B: .75" (19.05)
	 				

	Description	Color	Catalog No.	Description	Color	Catalog No.
Device Boxes	1-Gang Low Profile Box For shallow switches and receptacles. See page S64 for recommended plate options.	Office White	PT12LPB A: 4.90" (124.46) B: 3.25" (82.55) C: 1.12" (28.45)	1-Gang Deep Box For deep devices or applications where additional room is beneficial. See page S64 for recommended plate options.	Office White	PT12DBA A: 4.90" (124.46) B: 3.25" (82.55) C: 1.91" (48.51)
	1-Gang Standard Box For standard switches and receptacles. See page S64 for recommended plate options.	Office White	PT12SBA A: 4.90" (124.46) B: 3.25" (82.55) C: 1.63" (41.40)	2-Gang Deep Box For deep devices or applications where additional room is beneficial. Uses 2-gang KP, IMF, or IFP plates for power or data applications. See page S64 for recommended plate options.	Office White	PT12TGB A: 4.90" (124.46) B: 5.06" (128.52) C: 1.91" (48.51)
	Round Lighting Fixture Box To hang fixtures.	Office White	PT12LFB A: 5.31" (134.87) B: 1.04" (26.52)			
Fittings	Internal Elbow, Cover Only For inside surfaces at right angles.	Office White	PT11E A: 1.34" (34.04) B: 1.34" (34.04) C: 0.89" (22.61)	External Elbow, Cover Only For outside surfaces at right angles.	Office White	PT1EE A: 1.24" (31.50) B: 1.24" (31.50) C: 0.88" (22.35)
	Flat Elbow, Cover Only For right angle turns on same surface.	Office White	PT1FE A: 1.33" (33.78) B: 1.33" (33.78) C: 0.74" (18.80)	Tee, Cover Only For T-connection off PremiseTrak® Raceway	Office White	PT1TC A: 1.77" (44.90) B: 1.33" (33.78) C: 0.74" (18.80)
	Splice Cover For covering potential openings where two lengths of raceway come together.	Office White	PT1SC A: 1.00" (25.40) B: 0.74" (18.80) C: 0.89" (22.61)	End Cap For closing end of raceway.	Office White	PT1EC A: 0.88" (22.35) B: 0.74" (18.80) C: 0.89" (22.61)
	Conduit Adapter/Ceiling Fitting For connecting conduit to raceway. Also use for ceiling feeds. Has combination 1/2in, 3/4in and 1in trade size KOs.	Office White	PT12CA A: 1.64" (41.66) B: 1.62" (41.15) C: 2.50" (63.50)			

PP1 PremiseTrak® (Latching) Inches (mm)

PP1 PremiseTrak®	Description	Color	Length	Without Adhesive	With Adhesive
	Base and Cover Single channel raceway. Available in 5ft (1.5m) and 7ft (2.1m) lengths.	Office White	5ft 7ft	PP1BC5 PP1BC7 A: 0.77" (19.56) B: 0.84" (21.34)	PP1ABC5 PP1ABC7 A: 0.77" (19.56) B: 0.84" (21.34)



Device Boxes	Description	Color	Catalog No.	Description	Color	Catalog No.		
	1-Gang Low Profile Box For shallow switches and receptacles. See page S64 for recommended plate options.	Office White	PDB12LP	A: 4.90" (124.46) B: 3.25" (82.55) C: 1.25" (31.75)	1-Gang Deep Box For deep devices or applications where additional room is beneficial. See page S64 for recommended plate options.	Office White	PDB12D	A: 4.90" (124.46) B: 3.25" (82.55) C: 2.44" (61.98)
1-Gang Standard Box For standard switches and receptacles. See page S64 for recommended plate options.	Office White	PDB12S	A: 4.90" (124.46) B: 3.25" (82.55) C: 1.78" (45.21)	Round Lighting Fixture Box To hang fixtures.	Office White	PDB12LF	A: 5.31" (134.87) B: 1.29" (32.77)	
2-Gang Deep Divided Box For deep switches, receptacles and communication devices. See page S64 for single gang KP plate options. Comes with removable divider.	Office White	PDB12TGD	A: 4.90" (124.46) B: 5.06" (128.52) C: 2.44" (61.98)	2-Gang Deep Undivided Box For low voltage applications only. Use with 2-gang IFP or IMF plates only. See page S64 for details.	Office White	PDB12TGLV	A: 4.90" (124.46) B: 5.06" (128.52) C: 2.44" (61.98)	
Fittings	Internal Elbow Full capacity 1 1/4in bend radius internal elbow.	Office White	PP1IE* PP1IEBC** A: 2.40" (60.96) B: 1.03" (26.16) C: 2.40" (60.96)	External Elbow Full capacity 1 1/4in bend radius external elbow.	Office White	PP1EE* PP1EEBC** A: 4.47" (113.54) B: 1.03" (26.16) C: 4.47" (113.54)		
	Flat Elbow Full capacity 1 1/4in bend radius flat elbow.	Office White	PP1FE* PP1FEBC** A: 2.62" (66.55) B: 2.62" (66.55) C: 0.85" (21.59)	Tee Full capacity 1 1/4in bend radius tee.	Office White	PP1TC* PP1TCBC** A: 4.22" (107.19) B: 2.62" (66.55) C: 0.85" (21.59)		
	Splice Cover For covering potential openings where two lengths of raceway come together.	Office White	PP1SC	A: 1.09" (27.69) B: 1.02" (25.91) C: 0.85" (21.59)	End Cap For closing end of raceway.	Office White	PP1EC	A: 1.00" (25.40) B: 0.84" (21.34) C: 0.77" (19.56)
	Conduit Adapter/Ceiling Fitting For connecting conduit to raceway. Also use for ceiling feeds. Has combination 1/2in, 3/4in and 1in trade size KOs.	Office White	PLP1CACF	A: 2.29" (58.17) B: 3.31" (84.07) C: 3.90" (99.06)	Safety Strap For preventing potential tampering with PP1 PremiseTrak cover. Can also be used as a splice cover.	Office White	PP1SS	A: 0.62" (15.75) B: 1.94" (49.28) C: 0.86" (21.84)

*Cover only
 **Base and cover

PL1 LANTrak® (Latching) Inches (mm)

PL1 LANTrak®	Description	Color	Length	Without Adhesive	With Adhesive
	Base and Cover Single channel raceway. Available in 5ft (1.5m) and 7ft (2.1m) lengths.	Office White	5ft 7ft	PL1BC5 PL1BC7 A: 1.04" (26.42) B: 1.38" (35.05)	PL1ABC5 PL1ABC7 A: 1.04" (26.42) B: 1.38" (35.05)




Device Boxes	Description	Color	Catalog No.	Description	Color	Catalog No.		
	1-Gang Low Profile Box For shallow switches and receptacles. See page S64 for recommended plate options.	Office White	PDB12LP	A: 4.90" (124.46) B: 3.25" (82.55) C: 1.25" (31.75)	1-Gang Deep Box For deep devices or applications where additional room is beneficial. See page S64 for recommended plate options.	Office White	PDB12D	A: 4.90" (124.46) B: 3.25" (82.55) C: 2.44" (61.98)
1-Gang Standard Box For standard switches and receptacles. See page S64 for recommended plate options.	Office White	PDB12S	A: 4.90" (124.46) B: 3.25" (82.55) C: 1.78" (45.21)	Round Lighting Fixture Box To hang fixtures.	Office White	PDB12LF	A: 5.31" (134.87) B: 1.29" (32.77)	
2-Gang Deep Divided Box For deep switches, receptacles and communication devices. See page S64 for single gang KP plate options. Comes with removable divider.	Office White	PDB12TGD	A: 4.90" (124.46) B: 5.06" (128.52) C: 2.44" (61.98)	2-Gang Deep Undivided Box For low voltage applications only. Use with 2-gang IFP or IMF plates only. See page S64 for details.	Office White	PDB12TGLV	A: 4.90" (124.46) B: 5.06" (128.52) C: 2.44" (61.98)	
Fittings	Internal Elbow Full capacity 1/4in bend radius internal elbow.	Office White	PL1IE* PL1IEBC**	A: 2.51" (63.75) B: 1.57" (39.88) C: 2.51" (63.75)	External Elbow Full capacity 1/4in bend radius external elbow.	Office White	PL1EE* PL1EEBC**	A: 5.06" (128.52) B: 1.57" (39.88) C: 5.06" (128.52)
	Flat Elbow Full capacity 1/4in bend radius flat elbow.	Office White	PL1FE* PL1FEBC**	A: 3.19" (81.03) B: 3.19" (81.03) C: 1.11" (28.19)	Tee Full capacity 1/4in bend radius tee.	Office White	PL1TC* PL1TCBC**	A: 4.75" (120.65) B: 3.15" (80.01) C: 1.11" (28.19)
	Splice Cover For covering potential openings where two lengths of raceway come together.	Office White	PL1SC	A: 1.12" (28.45) B: 1.55" (39.37) C: 1.11" (28.19)	End Cap For closing end of raceway.	Office White	PL1EC	A: 1.00" (25.40) B: 1.39" (35.31) C: 1.04" (26.42)
	Conduit Adapter/Ceiling Fitting For connecting conduit to raceway. Also use for ceiling feeds. Has combination 1/2in, 3/4in and 1in trade size KOs.	Office White	PLP1CACF	A: 2.29" (58.17) B: 3.31" (84.07) C: 3.90" (99.06)	Safety Strap For preventing potential tampering with PL1 LANTrak cover. Can also be used as a splice cover.	Office White	PL1SS	A: 0.62" (15.75) B: 2.68" (68.07) C: 1.12" (28.45)

*Cover only

**Base and cover


PW1 WallTrak® Low Profile (Latching) Inches (mm)

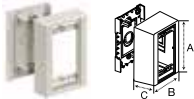

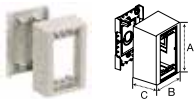
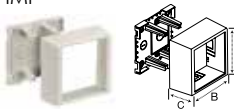


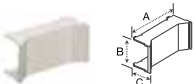
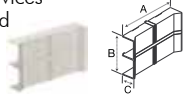
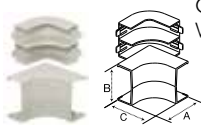
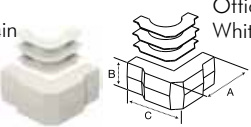


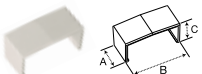


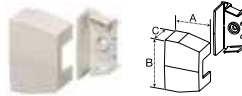
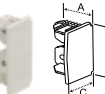
PW1 WallTrak®	Description	Color	Length	Without Adhesive	With Adhesive
	Base and Cover Single channel raceway. Available in 5ft (1.5m) and 7ft (2.1m) lengths.	Office White	5ft 7ft	PW1BC5 PW1BC7 A: .50" (12.70) B: 1.19" (30.23)	PW1ABC5 PW1ABC7 A: .50" (12.70) B: 1.19" (30.23)



	Description	Color	Catalog No.	Description	Color	Catalog No.
	Device Boxes	1-Gang Low Profile Box For shallow switches and receptacles. See page S64 for recommended plate options.	Office White	PW1LPB A: 4.90" (124.46) B: 3.25" (82.55) C: 1.13" (28.70)	1-Gang Deep Box For deep devices or applications where additional room is beneficial. See page S64 for recommended plate options.	Office White
1-Gang Standard Box For standard switches and receptacles. See page S64 for recommended plate options.		Office White	PW1SBA A: 4.90" (124.46) B: 3.25" (82.55) C: 1.63" (41.40)	2-Gang Deep Box For deep devices or applications where additional room is beneficial. Uses 2-gang KP or IFP plates for power or data applications. See page S64 for recommended plate options.	Office White	PW1TGB A: 4.90" (124.46) B: 5.06" (128.52) C: 1.91" (48.51)
Round Lighting Fixture Box To hang fixtures.		Office White	PW1LFB A: 5.31" (134.87) B: 1.04" (26.52)			
Fittings	Internal Elbow, Cover Only For inside surfaces at right angles.	Office White	PW1IE A: 1.75" (44.45) B: 1.43" (36.32) C: 1.75" (44.45)	External Elbow, Cover Only For outside surfaces at right angles.	Office White	PW1EE A: 1.50" (38.10) B: 1.43" (36.32) C: 1.50" (38.10)
	Flat Elbow, Cover Only For right angle turns on same surface.	Office White	PW1FE A: 2.18" (55.37) B: 2.18" (55.37) C: .60" (15.24)	Tee, Cover Only For T-connection off PremiseTrak® Raceway.	Office White	PW1TC A: 2.93" (74.42) B: 2.18" (55.37) C: .60" (15.24)
	Splice Cover For covering potential openings where two lengths of raceway come together.	Office White	PW1SC A: 1.00" (25.40) B: 1.43" (36.32) C: .60" (15.24)	End Cap For closing end of raceway.	Office White	PW1EC A: 1.00" (25.40) B: 1.24" (31.50) C: .50" (12.70)
	Conduit Adapter/Ceiling Fitting For connecting conduit to raceway. Also use for ceiling feeds. Has combination 1/2in, 3/4in and 1in trade size KOs.	Office White	PW1CA A: 1.40" (35.56) B: 2.34" (59.44) C: 3.22" (81.79)			

PW2 WallTrak® (Latching) Inches (mm)

	Description	Color	Length	Without Adhesive	With Adhesive
PW2 WallTrak®	Base and Cover Two channel raceway. Available in 5ft (1.5m) and 7ft (2.1m) lengths.	Office White	5ft 7ft	PW2BC5 PW2BC7 A: 1.04" (26.42) B: 2.12" (53.85)	PW2ABC5 PW2ABC7 A: 1.04" (26.42) B: 2.12" (53.85)
					

	Description	Color	Catalog No.	Description	Color	Catalog No.
Device Boxes	1-Gang Low Profile Box For shallow switches and receptacles. See page S64 for recommended plate options.	Office White	PDB12LP A: 4.90" (124.46) B: 3.25" (82.55) C: 1.25" (31.75)	Round Lighting Fixture Box To hang fixtures.	Office White	PDB12LF A: 5.31" (134.87) B: 1.29" (32.77)
						
	1-Gang Standard Box For standard switches and receptacles. See page S64 for recommended plate options. If using dual services, the PDB1DIV must be ordered.	Office White	PDB12S A: 4.90" (124.46) B: 3.25" (82.55) C: 1.78" (45.21)	2-Gang Deep Undivided Box For low voltage applications only. Use with 2-gang IFP or IMF plates only. See page S64 for details.	Office White	PDB12GLV A: 4.90" (124.46) B: 5.06" (128.52) C: 2.44" (61.98)
						
	1-Gang Deep Box For deep devices or applications where additional room is beneficial. See page S64 for recommended plate options. If using dual services, the PDB1DIV must be ordered.	Office White	PDB12D A: 4.90" (124.46) B: 3.25" (82.55) C: 2.44" (61.98)	2-Gang Deep Divided Box For deep devices or applications where additional room is beneficial. See page S64 for single gang KP plate options. Comes with removable divider. If using dual services, in a perpendicular run the PDB2DIV must be ordered.	Office White	PDB12TGD A: 4.90" (124.46) B: 5.06" (128.52) C: 2.44" (61.98)
						
1-Gang Divider For use with PDB12S and PDB12D 1-gang boxes. Required when two services are passing through box.	Office White	PDB1DIV A: 2.79" (70.86) B: 1.40" (35.56) C: 0.94" (23.88)	2-Gang Divider For use with PDB12TGD 2-gang box only. Required when two services are passing through box and mounting devices perpendicular to raceway.	Office White	PDB2DIV A: 4.62" (117.35) B: 2.76" (70.10) C: 0.94" (23.88)	
						
Fittings	Internal Elbow Full capacity 1 1/4in bend radius internal elbow.	Office White	PW2IE* PW2IEBC** A: 2.83" (71.88) B: 2.32" (58.93) C: 2.83" (71.88)	External Elbow Full capacity 1 1/4in bend radius external elbow.	Office White	PW2EE* PW2EEBC** A: 5.00" (127.00) B: 2.32" (58.93) C: 5.00" (127.00)
						
	Flat Elbow Full capacity 1 1/4in bend radius flat elbow.	Office White	PW2FE* PW2FEBC** A: 3.94" (100.08) B: 3.94" (100.08) C: 1.11" (28.19)	Tee Full capacity 1 1/4in bend radius tee.	Office White	PW2TC* PW2TCBC** A: 5.42" (137.67) B: 3.91" (99.31) C: 1.90" (48.26)
						
	Splice Cover For covering potential openings where two lengths of raceway come together.	Office White	PW2SC A: 1.11" (28.19) B: 2.30" (58.42) C: 1.11" (28.19)	Safety Strap For preventing potential tampering with PW2 WallTrak Cover. Can also be used as a splice cover.	Office White	PW2SS A: 0.62" (15.75) B: 3.43" (87.12) C: 1.12" (28.45)
						
Conduit Adapter/Ceiling Fitting For connecting conduit to raceway. Also use for ceiling feeds. Has combination 1/2in, 3/4in and 1in trade size KOs.	Office White	PW2CACF A: 4.18" (106.17) B: 3.32" (84.33) C: 4.20" (106.68)	Reducer Reduces from PW2 WallTrak Raceway to one or two PP1 PremiseTrak Raceway(s).	Office White	PW2RED A: 1.62" (41.15) B: 2.40" (60.96) C: 1.15" (29.21)	
						
End Cap For closing end of PW2 WallTrak Raceway.	Office White	PW2EC A: 1.00" (25.40) B: 2.14" (54.36) C: 1.04" (26.42)				
						

*Cover only

**Base and cover

PB2 BaseTrak® Inches (mm)

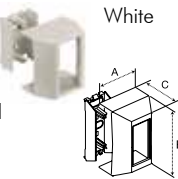
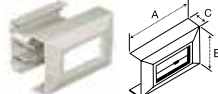
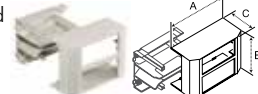




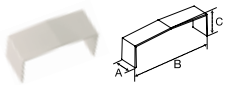
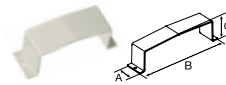

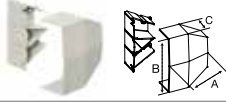

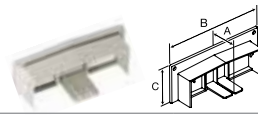
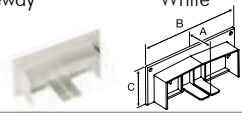
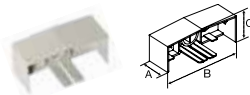

	Description	Color	Length	Catalog No.	Description	Color	Length	Catalog No.
PB2 BaseTrak®	Base Two channel raceway. Available in 5ft (1.5m) and 10ft (3m) lengths. Assembled cover and base dimensions. W: 4.50" (114.30) H: 1.63" (41.40)	Office White	5ft 10ft	PB2B5 PB2B10 A: 1.42" (36.07) B: 4.50" (114.30)	Cover Cover allows access to multiple channels. Available in 5ft (1.5m) and 10ft (3m) lengths.	Office White	5ft 10ft	PB2C5 PB2C10 B: 4.50" (114.30)
	Split Cover Cover allows separation of channels and access to a single channel. Available in 5ft (1.5m) and 10ft (3m) lengths. Two split covers are required for each raceway section.	Office White	5ft 10ft	PB2SPL5 PB2SPL10 B: 2.22" (56.39)		Office White	5ft 10ft	PB2SPL5 PB2SPL10 B: 2.22" (56.39)

	Description	Color	Catalog No.
Device Boxes	2-Gang In-Line Box For switches, receptacles and communication devices. Provides flush look. See page S64 for recommended single gang KP plate options.	Office White	PB2IND2G A: 7.66" (194.56) B: 4.74" (120.40) C: 1.84" (46.74)

	Description	Color	Catalog No.	Description	Color	Catalog No.
Fittings	Internal Elbow, Base and Cover Full capacity 1 1/4in bend radius internal elbow.	Office White	PB3IEBCA A: 4.36" (110.74) B: 4.72" (119.89) C: 4.36" (110.74)	External Elbow, Base and Cover Full capacity 1 1/4in bend radius external elbow.	Office White	PB3EEBCA A: 6.48" (164.59) B: 4.72" (119.89) C: 6.48" (164.59)
	Flat Elbow, Base and Cover Full capacity 1 1/4in bend radius flat elbow.	Office White	PB3FEBCA A: 7.64" (194.66) B: 7.64" (194.66) C: 1.71" (43.43)	Tee, Base and Cover Full capacity 1 1/4in bend radius tee.	Office White	PB3TCBCA A: 7.37" (187.20) B: 7.08" (179.83) C: 2.72" (69.09)
	Splice Cover For covering potential openings where two lengths of raceway come together.	Office White	PB3SC A: 1.56" (39.62) B: 4.74" (120.40) C: 1.69" (42.93)	Safety Strap For preventing potential tampering with PB2 BaseTrak cover. Can also be used as a splice cover.	Office White	PB3SS A: 1.50" (38.10) B: 6.01" (152.65) C: 1.74" (44.20)
	Conduit Adapter/Ceiling Fitting For connecting conduit to raceway. Also use for ceiling feeds. Has combination 1/2in, 3/4in, 1in, 1 1/4in and 1 1/2in trade size KOs.	Office White	PB2CACF A: 4.72" (119.89) B: 5.22" (132.70) C: 6.30" (160.02)	Reducer Reduces from PB2 BaseTrak Raceway to PW2 WallTrak Raceway.	Office White	PB3REDA A: 3.50" (88.90) B: 4.72" (119.89) C: 1.73" (43.94)
	Transition Fitting Transitions horizontal PB2 BaseTrak to vertical PW2 WallTrak, PL1 LANTrak or PP1 PremiseTrak.	Office White	PB3TRBC A: 3.22" (81.79) B: 7.28" (184.91) C: 2.42" (61.47)	Surface Panel Connector For connecting PB2 Raceway with surface type panel boxes.	Office White	PB3SPCA A: 2.22" (56.39) B: 5.66" (143.76) C: 1.60" (40.64)
	Wire Clip For holding conductors in place.	Office White	PB2WC A: 1.29" (50.20) B: 1.00" (25.40)	End Cap For closing end of PB2 BaseTrak Raceway.	Office White	PB3ECA A: 2.02" (51.31) B: 4.68" (118.97) C: 1.72" (43.69)

PB3 BaseTrak® Inches (mm)


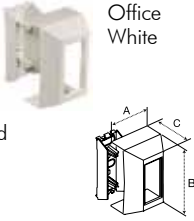
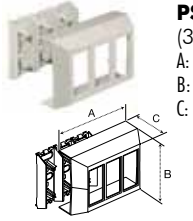
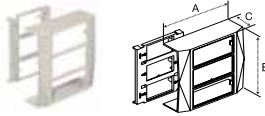






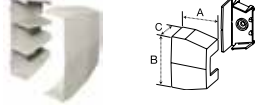
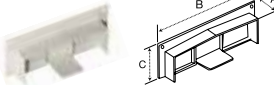
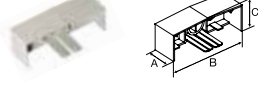
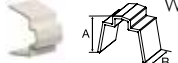
PB3 BaseTrak®	Description	Color	Length	Catalog No.
	<p>Base and Cover Three channel raceway. Available in 5ft (1.5m) and 10ft (3m) lengths.</p>  	Office White	5ft 10ft	PB3BC5 PB3BC10 A: 1.63" (41.40) B: 4.50" (114.30)

Device Boxes	<p>Full Capacity Boxes 1-, 2- and 3-Gang boxes that allows full capacity from PB3 Raceway to box for either power or datacom applications. See page S64 for recommended single gang KP plate options.</p> 	Office White	PB3FCIB (1-Gang) A: 4.38" (111.25) B: 4.80" (121.92) C: 3.17" (80.52)	PB3FCIB2G (2-Gang) A: 7.20" (182.88) B: 4.80" (121.92) C: 3.17" (80.52)	PB3FCIB3G (3-Gang) A: 9.96" (252.98) B: 4.80" (121.92) C: 3.17" (80.52)	
	<p>1-Gang In-Line Box For switches, receptacles and communication devices. Provides flush look. See page S64 for recommended plate options.</p> 	Office White	PB3IND A: 4.90" (124.46) B: 3.25" (82.55) C: 1.25" (31.75)	<p>2-Gang In-Line Box For switches, receptacles and communication devices. Barriers allow separation of power and datacom. Removal of barriers allows for expanded capacity. See page S64 for recommended single gang KP plate options.</p> 	Office White	PB3IND2G A: 4.90" (124.46) B: 3.25" (82.55) C: 2.44" (61.98)
Fittings	<p>Internal Elbow Full capacity 1 1/4in bend radius internal elbow.</p> 	Office White	PB3IE* PB3IEBCA** A: 4.36" (110.74) B: 4.72" (119.89) C: 4.36" (110.74)	<p>External Elbow Full capacity 1 1/4in bend radius external elbow.</p> 	Office White	PB3EE* PB3EEBCA** A: 6.48" (164.59) B: 4.72" (119.89) C: 6.48" (164.59)
	<p>Flat Elbow Full capacity 1 1/4in bend radius flat elbow.</p> 	Office White	PB3FE* PB3FEBCA** A: 7.64" (194.66) B: 7.64" (194.66) C: 1.71" (43.43)	<p>Tee Full capacity 1 1/4in bend radius tee.</p> 	Office White	PB3TCBCA** A: 7.37" (187.20) B: 7.08" (179.83) C: 2.72" (69.09)
	<p>Splice Cover For covering potential openings where two lengths of raceway come together.</p> 	Office White	PB3SC* A: 1.56" (39.62) B: 4.74" (120.40) C: 1.69" (42.93)	<p>Safety Strap Prevents potential tampering with PB3 BaseTrak cover. Can also be used as a splice cover.</p> 	Office White	PB3SS* A: 1.50" (38.10) B: 6.01" (152.65) C: 1.74" (44.20)
	<p>Conduit Adapter/Ceiling Fitting For connecting conduit to raceway. Also use for ceiling feeds. Has combination 1/2in, 3/4in, 1in, 1 1/4in and 1 1/2in trade size KOs.</p> 	Office White	PB3CACF** A: 4.72" (119.89) B: 5.22" (132.70) C: 6.30" (160.02)	<p>Reducer Reduces from PB3 BaseTrak Raceway to PW2 WallTrak Raceway.</p> 	Office White	PB3REDA** A: 3.50" (88.90) B: 4.72" (119.89) C: 1.73" (43.94)
	<p>Transition Fitting Transitions horizontal PB3 BaseTrak to vertical PW2 WallTrak, PL1 LANTrak or PP1 PremiseTrak.</p> 	Office White	PB3TRBC** A: 3.22" (81.79) B: 7.28" (184.91) C: 2.42" (61.47)	<p>Transition Fitting Transitions from BT3 (old style) BaseTrak Raceway to PB3 (new style) BaseTrak Raceway.</p> 	Office White	BTPB3TF* A: 2.22" (56.39) B: 5.66" (143.76) C: 1.35" (34.29)
	<p>Surface Panel Connector For connecting PB3 Raceway with surface type panel boxes.</p> 	Office White	PB3SPCA* A: 2.22" (56.39) B: 5.66" (143.76) C: 1.60" (40.64)	<p>End Cap For closing end of PB3 BaseTrak Raceway.</p> 	Office White	PB3ECA* A: 2.02" (51.31) B: 4.68" (118.97) C: 1.72" (43.69)
	<p>Wire Clip For holding conductors in place.</p> 	Office White	PB3WC A: 1.34" (34.10) B: 1.00" (25.40)			

*Cover only

**Base and cover

PS3 Super BaseTrak® Inches (mm)

	Description	Color	Length	Catalog No.
PS3 BaseTrak®	Base and Cover Three channel raceway. Available in 5ft (1.5m) and 10ft (3m) lengths.	Office White	5ft 10ft	PS3BC5 PS3BC10 A: 1.97" (50.04) B: 6.70" (170.18)
				
Device Boxes	Full Capacity Boxes 1-, 2- and 3-Gang boxes that allows full capacity from PS3 Raceway to box for either power or datacom applications. See page S64 for recommended single gang KP plate options.	Office White		PS3FCIB (1-Gang) A: 4.38" (111.25) B: 6.95" (176.53) C: 3.46" (87.88)
				PS3FCIB2G (2-Gang) A: 7.20" (182.88) B: 6.95" (176.53) C: 3.46" (87.88)
				PS3FCIB3G (3-Gang) A: 9.96" (252.98) B: 6.95" (176.53) C: 3.46" (87.88)
	3-Gang In-Line Box For any combination of power and datacom applications. Provides flush look. See page S64 for recommended single gang KP plate options.	Office White		PS3IND A: 7.00" (177.80) B: 6.95" (176.53) C: 2.28" (57.91)
				
Fittings	Internal Elbow Full capacity 1 1/4in bend radius internal elbow.	Office White		PS3IE* PS3IEBC** A: 4.36" (110.74) B: 6.93" (176.02) C: 4.36" (110.74)
				
	External Elbow Full capacity 1 1/4in bend radius external elbow.	Office White		PS3EE* PS3EEBC** A: 6.81" (172.97) B: 6.93" (176.02) C: 6.81" (172.97)
				
	Flat Elbow Full capacity 1 1/4in bend radius flat elbow.	Office White		PS3FE* PS3FEBC** A: 9.85" (250.19) B: 9.85" (250.19) C: 2.08" (52.83)
				
	Tee Full capacity 1 1/4in bend radius tee.	Office White		PS3TCBC** A: 10.00" (254.00) B: 9.68" (245.87) C: 3.30" (83.82)
				
	Splice Cover For covering potential openings where two lengths of raceway come together.	Office White		PS3SC* A: 1.56" (39.62) B: 6.95" (176.53) C: 2.03" (51.62)
				
Conduit Adapter/Ceiling Fitting For connecting conduit to raceway. Also use for ceiling feeds. Has combination 1/2in, 3/4in, 1in, 1 1/4in and 1 1/2in trade size KOs.	Office White		PS3CACF** A: 6.93" (176.02) B: 4.32" (109.73) C: 6.29" (159.77)	
				
Reducer Reduces from PS3 Super BaseTrak Raceway to PB3 BaseTrak Raceway.	Office White		PS3RED** A: 4.81" (122.17) B: 6.93" (176.02) C: 2.05" (52.07)	
				
Surface Panel Connector To connect PS3 Raceway with surface type panel boxes.	Office White		PS3SPC* A: 1.00" (25.40) B: 7.87" (199.90) C: 2.54" (64.52)	
				
End Cap For closing end of PS3 Super BaseTrak Raceway.	Office White		PS3EC* A: 1.50" (38.10) B: 6.88" (174.75) C: 2.06" (52.32)	
				
Wire Clip For holding conductors in place.	Office White		PS3WC A: 1.62" (41.15) B: 1.00" (25.40)	
				

*Cover only

**Base and cover

Non-Metallic PlugTrak® Inches (mm)

Available in Standard, Isolated Ground (IG), Tamper-Resistant (TR) and USB (U) versions.



SECTION S DELIVERY Raceway

	Amp	Circuits	Dup. Rec.	USB Ports	Recept. Spacing (in)	Color		
						Black	White	Office White
5 Foot Base and Cover	15	Single	5	–	12	PT155112BK	PT155112W	PT155112
	15	Two	5	–	12	PT155212BK	PT155212W	PT155212
	15	Single	4	–	15	PT155115BK	PT155115W	PT155115
	15	Single	2	–	30	PT155130BK	PT155130W	PT155130
	15	TR/Single	5	–	12	PT155112TRBK	PT155112TRW	PT155112TR
	20	Single	5	–	12	PT205112BK	PT205112W	PT205112
	20	Two	5	–	12	PT205212BK	PT205212W	PT205212
	20	Single	4	–	15	PT205115BK	PT205115W	PT205115
	20	Two	4	–	15	PT205215BK	PT205215W	PT205215
	20	Single	2	–	30	PT205130BK	PT205130W	PT205130
20	TR/Single	5	–	12	PT205112TRBK	PT205112TRW	PT205112TR	
6 Foot Base and Cover	15	Single	6	–	12	PT156112BK	PT156112W	PT156112
	15	Two	6	–	12	PT156212BK	PT156212W	PT156212
	15	Single	4	–	18	PT156118BK	PT156118W	PT156118
	15	Single	3	–	24	PT156124BK	PT156124W	PT156124
	15	USB/Single	4	4	12	PT156112UBK	PT156112UW	PT156112U
	20	Single	9	–	8	PT206108BK	PT206108W	PT206108
	20	Two	9	–	8	PT206208BK	PT206208W	PT206208
	20	Single	6	–	12	PT206112BK	PT206112W	PT206112
	20	Two	6	–	12	PT206212BK	PT206212W	PT206212
	20	Single	4	–	18	PT206118BK	PT206118W	PT206118
20	Two	4	–	18	PT206218BK	PT206218W	PT206218	
20	Single	3	–	24	PT206124BK	PT206124W	PT206124	
20	Two	3	–	24	PT206224BK	PT206224W	PT206224	
20	Single	2	–	36	PT206136BK	PT206136W	PT206136	

Note: Each Non-Metallic PlugTrak is supplied with (1) PL1EC end cap and IG stickers for isolated ground applications.



	Amp	Cord Length		Duplex Recept.	USB Ports	Color		
		(ft)	(ft)			Black	White	Office White
Portable	15	3	6	3	–	PT153112PBK	PT153112PW	PT153112P
	15	5	6	5	–	PT155112PBK	PT155112PW	PT155112P
	15	3	6	4	2	PT153112UPBK	PT153112UPW	PT153112UP
	20	3	6	2	–	PT203112PBK	PT203112PW	PT203112P
	20	5	6	5	–	PT205112PBK	PT205112PW	PT205112P
① Supporting Mounting Clip for Portable PlugTrak						PL1MC		

Note: Includes ON/OFF switch and circuit breaker.

	Desc.	Catalog No.	Desc.	Catalog No.
Device Boxes	1-Gang Low Profile	PDB12LP	1-Gang Deep	PDB12D
	1-Gang Standard	PDB12S	Round Lighting Fixture	PDB12LF
	2-Gang Deep Undivided	PDB12TGLV	2-Gang Deep Divided	PDB12TGD
Fittings	Internal Elbow Base and Cover	PL1IEBC	Internal Elbow Cover Only	PL1IE
	External Elbow Base and Cover	PL1EEBC	External Elbow Cover Only	PL1EE
	Flat Elbow Base and Cover	PL1FEBC	Flat Elbow Cover Only	PL1FE
	Tee Base and Cover	PL1TCBC	Tee Cover Only	PL1TC
	Splice Cover	PL1SC	Safety Strap	PL1SS
	Conduit Adapter/Ceiling Fitting	PT12CA	Conduit Adapter/Ceiling Fitting	PLP1CACF
	End Cap	PL1EC		

Standard color is Office White; add BK to Catalog No. for Black; add W for White. See page S57 for additional information.

Wallplates and Modular Connector Fittings

1-Gang and 2-Gang Wallplates	Color	Catalog No.	Catalog No.	Catalog No.	Catalog No.	Catalog No.
	Black	KP8BK	KP26BK	KP1BK	KP7BK	KP720BK
	White	KP8W	KP26W	KP1W	KP7W	KP720W
	Off. White	KP8 Duplex	KP26 Style Line®	KP1 Toggle	KP7 Recept. (1.41 ID)	KP720 Recept. (1.60 ID)
	Black	KP14BK	KP212BK	KP2140BK	KP2162BK	KP2163BK
White	KP14W	KP212W	KP2140W	KP2162W	KP2163W	
Off. White	KP14 Blank	KP212 Coax (2)	KP2140 Jack/Coax	KP2162 Modular Jacks (2)	KP2163 Modular Jacks (3)	
Black	-	-	-	KPIMBZBK		
White	-	-	-	KPIMBWZ		
Off. White	KPORTOW Ortronics Series II® Data Module	KPPANOW Panduit Mini-Com® Data Module	-	KPIMBZOW 3-Unit iSTATION (Accepts all Hubbell iSTATION Modules located in Section T)		
Black	KP82BK	KP262BK	KP2BK	KP24BK		
White	KP82W	KP262W	KP2W	KP24W		
Off. White	KP82 2-Gang Duplex	KP262 2-Gang Style Line®	KP2 2-Gang Toggle	KP24 2-Gang Blank		

Note: 2-Gang KP plates for use with PT12TGB and PW1TGB only.

Communications Wallplates	Color	Catalog No.	Catalog No.	Catalog No.	Catalog No.	Catalog No.
	Off. White	IFP126OW Style Line®	ISF2OW Style Line® 2-Port	ISF3OW Style Line® 3-Port	ISF4OW Style Line® 4-Port	ISF6OW Style Line® 6-Port
	Off. White	IFP18OW Duplex	BR106C Duplex 2-Port	Q106O Duplex 4-Port	IFP12OW Flush 2-Port	IFP13OW Flush 3-Port
Off. White	IFP14OW Flush 4-Port	IFP16OW Flush 6-Port	IFP26OW 2-Gang 6-Port	IFP29OW 2-Gang 9-Port	IFP212OW 2-Gang 12-Port	

Wallplates & Modules	Description	Color	1-Gang	2-Gang
	Front loading wall plate will accept any modules in three unit combinations. Angled fixtures to be used in bottom opening only. See Section T for additional information on Hubbell iSTATION modules. Each gang accepts 3 module units.	Off. White	IMF1OW	IMF2OW

Modular connectors to be used with any plate with a standard modular opening. Not recommended for use with KP plates. For KP applications use KPIMBZOW bezel and appropriate Hubbell iSTATION modules located in Section T. Use appropriate Hubbell iSTATION modules for SC fiber adapters. See Section T for additional information on modular connectors.

Modular Connector Fittings	Color	Catalog No.	Catalog No.	Catalog No.	Catalog No.
	Off. White	SFFX F-Connector	SFSTSOW ST Fiber Connector	SFBOW BNC Connector	SFB10 Blank (10 Pack)
Black housing only	SFRC110R RCA 110 Punchdown	SFSV110BK Super S-Video	FASCDS6B SC Duplex Adapter	FASTSCDSC6 SC to ST Duplex Adapter	

Accelerator Modular Jacks	Color	Catalog No.	Catalog No.	Catalog No.
	See below	HXJ5E_{xx} Cat 5e, T568A, T568B, RJ45	HXJ6_{xx} Cat 6, T568A, T568B, RJ45	HXJU_{xx} 6 Position USOC, RJ25

xx = Color: **BK** (Black), **B** (Blue), **GY** (Gray), **GN** (Green), **EI** (Ivory), **OW** (Office White), **OR** (Orange), **R** (Red), **W** (White), or **Y** (Yellow)

Panduit® and Mini-Com® are registered trademarks of Panduit Corp.
Ortronics® and Series II® are registered trademarks of Ortronics/Legrand.

Wire Fill Capacity Chart and Technical Information

Non-Metallic Raceway Wire Fill Capacities															
		Power (THHN/T90 Nylon)			Voice		Data (Copper Cables)					Data (Multimode Fiber Optic Cables)			
		14 AWG	12 AWG	10 AWG	4-Pair	25-Pair	Type RG59U	Cat 5e	Cat 6	Cat 6A	Cat 6 STP	2- or 4- Fiber Round Cable	Fiber Optic Jumpers	Fiber Optic Zip Cord	
		Wire O.D. (in)	0.111	0.13	0.164	0.19	0.41	0.242	0.21	0.25	0.35	0.29	0.19	0.118	0.12 X 0.24
		Wire Area (sq in)	0.0097	0.0133	0.0211	0.0283	0.1320	0.0460	0.0346	0.0491	0.0962	0.0660	0.0283	0.0109	0.0288
Series	Channel	Channel Area (sq in)	Wire Fill Capacity			40%	40%	40%	40%	40%	40%	40%	40%	40%	40%
PT1	A	0.29	5	8	5	4	1	3	3	2	1	2	4	11	4
PP1	A	0.38	12	11	8	5	1	3	4	3	2	2	5	14	5
PL1	A	1.03	42	34	22	15	3	9	12	8	4	6	15	38	14
PW1	A	0.30	6	10	4	4	0	2	3	2	1	2	4	11	4
PW2	A+B	1.60	41	36	22	23	5	14	18	13	7	10	23	59	22
A B	A	0.81	12	22	12	11	2	7	9	7	3	5	11	30	11
	B	0.79	12	22	10	11	2	7	9	6	3	5	11	29	11
PB2	A+B	5.72	60	36	45	81	17	50	66	47	24	35	81	210	79
A B	A or B	2.86	42	30	28	40	9	25	33	23	12	17	40	105	40
PB3	A+B+C	5.57	60	36	45	79	17	48	64	45	23	34	79	204	77
A B C	A or C	1.80	42	30	28	25	5	16	21	15	7	11	25	66	25
	B	1.97	42	30	28	28	6	17	23	16	8	12	28	72	27
PS3	A+B+C	10.58	72	66	78	150	32	92	122	86	44	64	150	388	147
A B C	A or C	3.41	42	36	42	48	10	30	39	28	14	21	48	125	47
	B	3.76	42	36	42	53	11	33	43	31	16	23	53	138	52

Note: Pathway (Raceway) fill shall be 40% maximum. Raceway fittings and outlets/receptacles reduce the cross section of the raceway system, thus reducing overall cable fill capacity.

Recommended Plate to Box Compatibility Selection Chart

Non-Metallic Raceway Box Series		PS3 Series				PB3 Series					PB2 Series	PDB12 Series			PT12 & PW1 Series	
Plate Style	Sample Catalog No.	IND	FCIB	FCIB2G	FCIB3G	IND	IND2G	FCIB	FCIB2G	FCIB3G	IND2G	LP, S, D	TGD	TGLV	LP(B), S(BA), D(BA)	TGB
1-Gang KP Series Plate	KP8	X	X	X	X	X	X	X	X	X	X	X	X		X	
1-Gang KP Series Bezel	KPIMBZ	X	X	X	X	X	X	X	X	X	X	X	X		X	
1-Gang Standard Data Plate	IFP12OW		X	X	X	X		X	X	X		X			X	
1-Gang iSTATION Plate Frame	IMF1OW		X	X	X	X		X	X	X		X			X	
Style Line® Data Plate	IFP126OW		X	X	X	X		X	X	X		X			X	
Duplex Data Plate	IFP18OW		X	X	X	X		X	X	X		X			X	
2-Gang iSTATION Plate Frame	IMF2OW													X		X
2-Gang Standard Data Plate	IFP29OW													X		X
2-Gang KP Series Plate	KP82															X

Note: Hubbell Office White plates and devices color match all non-metallic raceway systems.

Physical Properties

(When tested in accordance with UL 5A)

Impact Resistance	5ftlb
Crush Resistance	300lb
Temperature Range	-25.6° to 158° F
Flame Rating	UL94V-0
Material	UV Stabilized PVC

Codes/Standards

EIA/TIA	569A
UL Standard	UL 5A
Listings	E118895 / E119190
CSA Standard	C22.2 no. 62
Certified	LR87514

PlugTrak Specifications

Receptacle Rating	NEMA 5-15R & 5-20R
Wire	12 AWG Stranded Copper
Receptacle Face	Thermoplastic

SECTION S DELIVERY Raceway


Pre-Wired Raceway Systems

Hubbell has been setting the standard in the electrical industry since 1888, through innovations such as Twist-Lock®, Hospital Grade, and AUTOGUARD™ Self Test GFCI receptacles. Again, Hubbell has listened to our customers for new innovation, capacity requirements, and flexibility. We have taken raceway systems to the next level with Pre-Wired Raceway Systems that are manufactured to your specifications.

Our Pre-Wired Raceway Systems will accommodate your power and data requirements as your facility changes over time. Pre-Wired Raceways provide you with the benefit of keeping your fast track projects on schedule, and helping complete the job on time! Our Pre-Wired Raceway solutions will save up to 45% of the installation time needed for field installing component raceway parts.

Pre-Wired Raceways are available in:

- ✓ Steel (Ivory and Gray)
- ✓ Aluminum
- ✓ Non-Metallic (Office White)



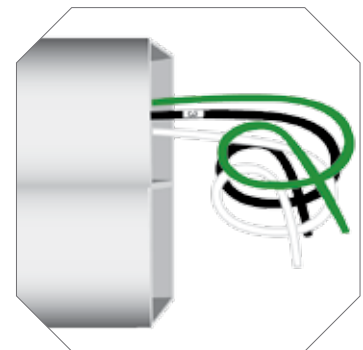
Quality by Design

All Hubbell Pre-Wired Raceways are UL Listed and CSA Certified. Each raceway receives a 100% quality inspection and testing prior to shipment. Pre-Wired Raceway is now available with the high quality and workmanship you have come to expect from Hubbell.



Labeling and Engraving

Optional labeling is available to identify branch panels and circuits at receptacle locations. Choose from adhesive labels or engraved aluminum plates.




Wire Identification

Wire leads are clearly labeled with corresponding circuit numbers. This aids the installer when terminating to building wiring or connecting from duct to duct. Ample wire is provided at feed locations.


Pre-Wired Raceway Systems

Save Time and Money, Completing the Job Quicker and On Schedule, with Hubbell...

With Standard Raceway...



Unpack, identify and sort component parts. Deliver components to work area for assembly and installation.



Measure and cut. Clean and de-burr sharp edges. Secure to the wall and fasten.



Pull wire. Label and bundle each raceway circuit. Install receptacles and test.

With Hubbell Pre-Wired Raceway...




Pallet delivered to your work site, labeled by room, floor area and/or building.



Unpack and install!



Installed in half the time!



Project Support and Documentation

- ✓ A local and factory support team is there to assist in defining bills of material and project quotes, so costs can be budgeted accordingly.
- ✓ A project engineer, located at the factory, is assigned to your project as a direct point of contact.

Manufacturing and Testing

- ✓ Precisely measured, cleanly cut, wired and assembled to your specifications.
- ✓ The wiring harness is then bundled and labeled for circuit identification for ease of installation.
- ✓ Assembly is tested for assured continuity and 100% quality inspected before kitting.

Installs In A Snap

- ✓ Raceway ducts are kitted, labeled, and shipped by room, area or floor locations.
- ✓ Just remove raceway from the packaging and secure to the wall.
- ✓ Make power connections, snap on covers, test and you are finished!



Options:



Circuit Identification and Labeling:

- ✓ Adhesive Labeling
- ✓ Engraving



Wiring Circuits Options:

- ✓ Insulation Displacement Connectors
- ✓ Wire Nuts
- ✓ Wiring Devices



Kit raceway for delivery by:

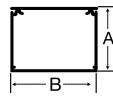
- ✓ Room
- ✓ Floor
- ✓ Area
- ✓ Building

Features and Benefits Inches (mm)

Aluminum Pre-Wired Raceway

HBLALU3800 Series Aluminum Raceway

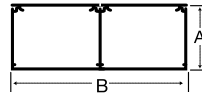
Description
Aluminum raceway, single channel,
Satin Anodized Finish



Dimension
A: 2.25" (57.15)
B: 3.00" (76.20)

HBLALU4800 Series Aluminum Raceway

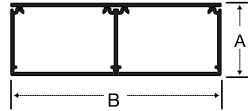
Description
Aluminum raceway, two channel,
Satin Anodized Finish



A: 2.25" (57.15)
B: 6.00" (152.40)

HBLALU5000 Series Aluminum Raceway

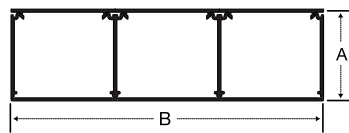
Description
Aluminum raceway, two channel,
Satin Anodized Finish



A: 1.75" (44.45)
B: 5.08" (129.03)

HBLALU7620 Series Aluminum Raceway

Description
Aluminum raceway, three channel,
Satin Anodized Finish



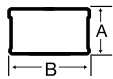
A: 2.25" (57.15)
B: 7.62" (193.55)



Steel Pre-Wired Raceway

HBL3000 Series Metal Raceway

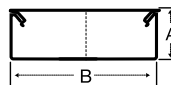
Description
Steel raceway, single channel,
Ivory or Gray Finish



A: 1.53" (38.86)
B: 2.75" (69.85)

HBL4750 Series Metal Raceway

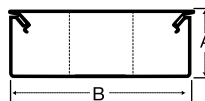
Description
Steel raceway, single or
two channel (with divider),
Ivory or Gray Finish




A: 1.75" (44.45)
B: 4.75" (120.65)

HBL6750 Series Metal Raceway

Description
Steel raceway, single,
two channel (with one divider)
or three channel (with two dividers),
Ivory or Gray Finish



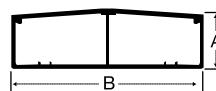
A: 2.22" (56.39)
B: 6.75" (171.45)



Non-Metallic Pre-Wired Raceway

PB2 BaseTrak® Series Non-Metallic Raceway

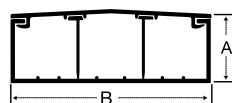
Description
Non-metallic raceway,
two channel,
Office White



A: 1.63" (41.40)
B: 4.50" (114.30)

PS3 Super BaseTrak® Series Non-Metallic Raceway

Description
Non-metallic raceway,
three channel,
Office White



A: 1.97" (50.04)
B: 6.70" (170.18)





WALLPLATES

Hubbell provides an extensive array of wallplates and surface boxes in a wide variety of materials, colors and finishes to match any aesthetic style and function.





Index

- Rear Loading WallplatesT3
- Stainless Steel WallplatesT4
- Modular Wallplates and Modules.....T5
- ModulesT6
- Decorator Wallplates.....T7
- Molded-In WallplatesT9
- Secure-IT Wallplates and Phone Wallplates.....T10
- Multimedia Wall and Surface Mount BoxesT11
- Furniture Wallplates and Adapters.....T12
- Duplex WallplatesT13
- International Wallplates and Modules.....T14

Color Chart:

 Black	 Gray	 Light Almond/ Office White*
 Brown	 Ivory	 White

*Light Almond is the same color as Office White



Specifications

- Fits all Hubbell keystone connections (AV, data and fiber)
- Available in single and double gang
- All IFP plates are supplied with paper labels, clear screw covers and color matched screw covers
- Secure; must remove plate to access connectivity

IFP Wallplates with Label Fields

Single Gang



Double Gang



	Single Gang					Double Gang		
Color	1-Port	2-Port	3-Port	4-Port	6-Port	6-Port	9-Port	12-Port
Black	IFP11BK	IFP12BK	IFP13BK	IFP14BK	IFP16BK	IFP26BK	IFP29BK	IFP212BK
Gray	IFP11GY	IFP12GY	IFP13GY	IFP14GY	IFP16GY	IFP26GY	IFP29GY	IFP212GY
Ivory	IFP11EI	IFP12EI	IFP13EI	IFP14EI	IFP16EI	IFP26EI	IFP29EI	IFP212EI
Office White	IFP11OW	IFP12OW	IFP13OW	IFP14OW	IFP16OW	IFP26OW	IFP29OW	IFP212OW
White	IFP11W	IFP12W	IFP13W	IFP14W	IFP16W	IFP26W	IFP29W	IFP212W

NS Wallplates without Label Fields

Single Gang



Double Gang



	Single Gang					Double Gang	
Color	1-Port	2-Port	3-Port	4-Port	6-Port	4-Port	6-Port
Black	NSP11BK	NSP12BK	NSP13BK	NSP14BK	NSP16BK	NSP24BK	NSP26BK
Gray	NSP11GY	NSP12GY	NSP13GY	NSP14GY	NSP16GY	NSP24GY	NSP26GY
Ivory	NSP11I	NSP12I	NSP13I	NSP14I	NSP16I	NSP24I	NSP26I
Light Almond	NSP11LA	NSP12LA	NSP13LA	NSP14LA	NSP16LA	NSP24LA	NSP26LA
White	NSP11W	NSP12W	NSP13W	NSP14W	NSP16W	NSP24W	NSP26W

Angled Wallplates

Single Gang

Color	4-Port
Black	-
Gray	AFP14G
Ivory	AFP14E
Light Almond	AFP14
White	AFP14W



Blank Wallplates

Standard

Color	1-Gang	2-Gang	3-Gang	4-Gang
Black	NP13BK	NP23BK	NP33BK	NP43BK
Gray	NP13GY	NP23GY	NP33GY	NP43GY
Ivory	NP13I	NP23I	NP33I	NP43I
Light Almond	NP13LA	NP23LA	NP33LA	NP43LA
White	NP13W	NP23W	NP33W	NP43W

Midsize

Color	1-Gang	2-Gang
Black	NPJ13BK	NPJ23BK
Gray	NPJ13GY	NPJ23GY
Ivory	NPJ13I	NPJ23I
Light Almond	NPJ13LA	NPJ23LA
White	NPJ13W	NPJ23W



Note: Light Almond is the same color as Office White; see color chart on page T2



Specifications

Keystone:

- Fits all Hubbell keystone connections (AV, data and fiber)

Modular Wallplates:

- IMSS plates available in 1-, 2-, 3- and 4-gang
- Fits most Hubbell iSTATION modules

Stainless Steel Wallplates, Rear Loading

Single Gang



1-Port



2-Port



3-Port



4-Port



6-Port

Catalog No.

SSF11

SSF12

SSF13

SSF14

SSF16

Stainless Steel Wallplates, Rear Loading

Double Gang



4-Port



6-Port



9-Port



12-Port

Catalog No.

SSF204

SSF206

SSF209

SSF212

Stainless Steel Wallplates with Label Fields, Rear Loading

Single Gang



1-Port



2-Port



3-Port



4-Port



6-Port

Catalog No.

SSFL11

SSFL12


SSFL13

SSFL14

SSFL16

Stainless Steel Wallplates with Label Fields, Rear Loading

Double Gang




4-Port



6-Port



9-Port



12-Port



6-Port

(1) HD15, keystone

Catalog No.

SSFL24

SSFL26

SSFL29

SSFL212

SSFL26HD15

Hubbell iSTATION Modular Wallplates

Single-service, low voltage



Color	1-Gang	2-Gang	3-Gang	4-Gang	2-Gang Decorator
Black	IMF1BK	IMF2BK	IMF3BK	IMF4BK	IMFP2BK
Ivory	IMF1EI	IMF2EI	IMF3EI	IMF4EI	IMFP2EI
Gray	IMF1GY	IMF2GY	IMF3GY	IMF4GY	IMFP2GY
Office White	IMF1OW	IMF2OW	IMF3OW	IMF4OW	IMFP2OW
White	IMF1W	IMF2W	IMF3W	IMF4W	IMFP2W

Multi-service, power and low voltage

Color	1-Gang Decorator 1-Gang iSTATION	1-Gang Decorator 2-Gang iSTATION	1-Gang Decorator 3-Gang iSTATION	2-Gang Decorator 2-Gang iSTATION
Black	IMFP1D1BK	IMFP1D2BK	IMFP1D3BK	IMFP2D2BK
Ivory	IMFP1D1EI	IMFP1D2EI	IMFP1D3EI	IMFP2D2EI
Gray	IMFP1D1GY	IMFP1D2GY	IMFP1D3GY	IMFP2D2GY
Office White	IMFP1D1OW	IMFP1D2OW	IMFP1D3OW	IMFP2D2OW
White	IMFP1D1W	IMFP1D2W	IMFP1D3W	IMFP2D2W

Hubbell iSTATION Stainless Steel Wallplates, Front Loading



	1-Gang	2-Gang	3-Gang	4-Gang
Catalog No.	IMSS1	IMSS2	IMSS3	IMSS4

Delivery Bezels and Modules



Color	Raceway Bezel	Hubbell iSTATION Bezel for Third-Party Raceway	Furniture Boxes
Black	-	-	HBLIMFBK
Ivory	-	-	HBLIMFI
Gray	KPIMBZGY	HWAPLGY	HBLIMFGY
Office White	KPIMBZOW	HWAPLOW	-
White	-	HWAPLW	HBLIMFWA

Third-Party Raceway Modules

Unloaded, 2-port, 10-pack



Color	Catalog No.
Black	HWM2KBK10
Ivory*	HWM2KI10
Gray	HWM2KGY10
White	HWM2KW10

*Matches Hubbell Office White

Pass-Through Wallplates



	1-Gang	2-Gang
Ivory	NSAV1I	NSAV2I
White	NSAV1W	NSAV2W

Keystone Modules, Unloaded



1 Unit



1.5 Unit

Color	Flat, 1-Port	Flat, 2-Port	Angled, 1-Port	Angled, 2-Port	Recessed, Angled, 1-Port	Recessed, Angled, 2-Port
Black	IM1K1BK	IM2K1BK	IM1KA15BK	IM2KA15BK	IM1IA15BK	IM2IA15BK
Ivory	IM1K1EI	IM2K1EI	IM1KA15EI	IM2KA15EI	IM1IA15EI	IM2IA15EI
Gray	IM1K1GY	IM2K1GY	IM1KA15GY	IM2KA15GY	IM1IA15GY	IM2IA15GY
Office White	IM1K1OW	IM2K1OW	IM1KA15OW	IM2KA15OW	IM1IA15OW	IM2IA15OW
White	IM1K1W	IM2K1W	IM1KA15W	IM2KA15W	IM1IA15W	IM2IA15W

Blank HD15/9-Pin or HDMI Modules



1 Unit 1.5 Unit

Color	Flat, HD15/9-Pin or HDMI	Angled, HD15/9-Pin or HDMI
Black	IMBDS1BK	IMBDSA15BK
Ivory	IMBDS1EI	IMBDSA15EI
Gray	IMBDS1GY	IMBDSA15GY
Office White	IMBDS1OW	IMBDSA15OW
White	IMBDS1W	IMBDSA15W

Blank Modules



Color	0.5 Unit	1 Unit	1.5 Unit
Black	IMB05BK	IMB1BK	IMB15BK
Ivory	IMB05EI	IMB1EI	IMB15EI
Gray	IMB05GY	IMB1GY	IMB15GY
Office White	IMB05OW	IMB1OW	IMB15OW
White	IMB05W	IMB1W	IMB15W

SC Angled Modules



Color	1.5 Unit, 1 Duplex	2 Unit, 2 Duplex
Black	IM1SCA15BK	IM2SCA2BK
Ivory	IM1SCA15EI	IM2SCA2EI
Gray	IM1SCA15GY	IM2SCA2GY
Office White	IM1SCA15OW	IM2SCA2OW
White	IM1SCA15W	IM2SCA2W

Note: Light Almond is the same color as Office White; see color chart on page T2



Specifications

- IFP126xx is the industry's only decorator plate that is UL Listed for power and low-voltage with label fields
- Integrates with all Hubbell keystone connections (AV, data and fiber)
- ISF wallplates offer 2-, 3-, 4- and 6-port configurations

Decorator Wallplates, Standard, Nylon

Color	1-Gang	2-Gang	3-Gang	4-Gang	5-Gang	6-Gang
Black	NP26BK	NP262BK	NP263BK	NP264BK	NP265BK	NP266BK
Gray	NP26GY	NP262GY	NP263GY	NP264GY	NP265GY	NP266GY
Ivory	NP26I	NP262I	NP263I	NP264I	NP265I	NP266I
Light Almond	NP26LA	NP262LA	NP263LA	NP264LA	NP265LA	NP266LA
White	NP26W	NP262W	NP263W	NP264W	NP265W	NP266W



Decorator Wallplates, Midsize, Nylon

Color	1-Gang	2-Gang	3-Gang	4-Gang
Black	NPJ26BK	NPJ262BK	NPJ263BK	NPJ264BK
Gray	NPJ26GY	NPJ262GY	NPJ263GY	NPJ264GY
Ivory	NPJ26I	NPJ262I	NPJ263I	NPJ264I
Light Almond	NPJ26LA	NPJ262LA	NPJ263LA	NPJ264LA



Decorator Wallplates, Snap-On

Color	1-Gang	2-Gang	3-Gang	4-Gang
Ivory	NPS26I	NPS262I	NPS263I	NPS264I
Light Almond	NPS26LA	NPS262LA	NPS263LA	NPS264LA
White	NPS26W	NPS262W	NPS263W	NPS264W



Decorator Wallplates with Label Fields

Rated for power and low voltage use

Color	1-Gang	2-Gang
Black	-	IMFP2BK
Gray	IFP126GY	IMFP2GY
Ivory	-	IMFP2EI
Office White	IFP126OW	IMFP2OW
White	IFP126W	IMFP2W



Decorator Cover Wallplates

Finish	1-Gang	2-Gang
Brass	SB26	SB262
Stainless Steel	SS26	SS262



Blank HD15/9-Pin or HDMI Wallplates



Color	1-Port	Recessed, 1-Port	2-Port
Black	ISFB15BK	ISFBR15BK	ISFB215BK
Ivory	ISFB15EI	ISFBR15EI	ISFB215EI
Gray	ISFB15GY	ISFBR15GY	ISFB215GY
Office White	ISFB15OW	ISFBR15OW	ISFB215OW
White	ISFB15W	ISFBR15W	ISFB215W

HDMI Decorator Wallplates



Color	1-Port	2-Port
Black	NS801BK	NS802BK
Ivory	NS801I	NS802I
Gray	NS801GY	NS802GY
Light Almond	NS801LA	NS802LA
White	NS801W	NS802W


Note: Light Almond is the same color as Office White; see color chart on page T2.



Features and Benefits

- High impact-resistant thermoplastic wallplate
- UL Listed 1863 (Communication Circuit Accessory) and CSA Certified


Decorator Keystone Wallplates



Color	1-Port	2-Port	3-Port	4-Port	6-Port	Adapter Blank
Black	NS611BK	NS612BK	NS613BK	NS614BK	NS616BK	NS620BK
Gray	NS611GY	NS612GY	NS613GY	NS614GY	NS616GY	NS620GY
Ivory	NS611I	NS612I	NS613I	NS614I	NS616I	NS620I
Light Almond	NS611LA	NS612LA	NS613LA	NS614LA	NS616LA	NS620LA
White	NS611W	NS612W	NS613W	NS614W	NS616W	NS620W


Note: Use NS621 with rotary dimmers or to pull through AV or telephone cable; use NS620 to fill an extra decorator opening or create customized openings

Molded-In Video and Voice Decorator Wallplates



	(1) F-Type Jack	Duplex F-Type Jack	(1) 6P4C + (1) F-Type Jack	(1) Cat 5e + (1) F-Type Jack
Black	-	-	-	NS785BK
Brown	-	-	-	NS785
Gray	-	-	-	NS785GY
Light Almond	NS780LA	-	NS783LA	NS785LA
White	NS780W	NS782W	NS783W	NS785W

Molded-In Voice and Data Decorator Wallplates



	(1) 6P4C Jack	(1) 6P6C Jack	Duplex 6P6C Jack	(1) 6P4C + (1) Cat 5e Jack
Black	NS770BK	-	-	NS784BK
Brown	NS770	NS771	-	NS784
Gray	NS770GY	-	-	NS784GY
Ivory	NS770I	NS771I	NS772I	NS784I
Light Almond	NS770LA	NS771LA	NS772LA	NS784LA
White	NS770W	NS771W	NS772W	NS784W



Features and Benefits

- High impact-resistant thermoplastic plate
- Convenient screw down terminals
- Meets FCC part 68
- UL Listed 1863 – Communication Circuit Accessory and CSA Certified

Molded-In Wallplates for Voice, 1-Gang

Standard

Jack	One RJ11 Jack	One RJ11 Jack	Duplex RJ11 Jack
Position	6-Position	6-Position	6-Position
Conductors	4-Conductor	6-Conductor	6-Conductor
Terminations	Screw	Screw	Screw
Brown	NS730	NS732	-
Ivory	NS730I	NS732I	NS744I
Light Almond	NS730LA	NS732LA	-
White	NS730W	NS732W	NS744W

Mid-Size

Jacks	One RJ11 Jack	Duplex RJ11 Jack
Position	6-Position	6-Position
Conductors	4-Conductor	4-Conductor
Terminations	Screw	Screw
Brown	-	-
Ivory	NS735I	NS745I
Light Almond	NS735LA	-
White	NS735W	NS745W

Molded-In Wallplates for Voice and CATV/Satellite, 1-Gang

Standard

Jack	One RJ11 Jack	One RJ11 Jack	-	-	One Cat 5e 110 Punch-Down, One RJ11 Jack
F-Connector	One F-Type Coupler Bulkhead	One F-Type Coupler Bulkhead	One F-Type Coupler Bulkhead	Duplex F-Type Coupler Bulkhead	One F-Type Coupler Bulkhead
Position	6-Position	6-Position	-	-	6-Position
Conductors	6-Conductor	4-Conductor	-	-	4-Conductor
Type	Female to Female	Female to Female	Female to Female	Female to Female	Female to Female
Black	-	-	-	-	NS790BK
Brown	-	-	-	-	NS790
Gray	-	-	-	-	NS790GY
Ivory	NS748I	NS747I	NS750I	NS752I	NS790I
Light Almond	NS748LA	NS747LA	NS750LA	-	NS790LA
White	NS748W	NS747W	NS750W	NS752W	NS790W

Mid-Size

Jack	One RJ11 Jack	-
F-Connector	One F-Type Coupler Bulkhead	One F-Type Coupler Bulkhead
Position	6-Position	-
Conductors	6-Conductor	-
Type	Female to Female	Female to Female
Ivory	NS755I	NS751I
Light Almond	NS755LA	NS751LA
White	NS755W	NS751W



Specifications

- The sliding cover provides protection and longer life
- Staggered, angled openings provide proper cable exit and bend radius
- Two methods to secure cover: screw, latch or both
- Indoor or NEMA 3R weather-proof grade

Secure-IT Wallplates, Tamper-Resistant

Color	Wallplate 1-Gang/4-Port
Black	TPF1BK
Gray	TPF1GY
Office White	TPF1OW
White	TPF1W



Secure-IT Wallplates, Weather Proof

Color	Wallplate 1-Gang/4-Port
Gray	TWPF1GY



Box Eliminator

Description	1-Gang
Single gang box eliminator used in place of an electrical box; secures to a drywall opening, providing a means to mount a single gang plate	BRBE1



Stainless Steel Wall Mount Phone Wallplates, Single Gang

Description	Flush Jack	Recessed Jack
USOC jack, RJ25, 6-position	SPUF	SPUR
Category 5e jack, RJ45, 8-position	SP5EF	SP5ER
Category 6 jack, RJ45, 8-position	SP6F	SP6R
10 Gig jack, RJ45, 8-position	SP10GF	SP10GR
Blank plate	P630S1G	



Telephone Wall Jacks

Thermoplastic



	Wall Phone Jack 6-Position 4-Conductor Screw Termination	Wall Phone Jack 6-Position 6-Conductor Screw Termination
Ivory	NS722I	NS725I
Light Almond	-	-
White	NS722W	-

Stainless Steel




	Wall Phone Jack Quick Connect 6-Position 4-Conductor Punch-Down (Tool Included)	Wall Phone Jack 6-Position 4-Conductor Screw Termination
	NS723SS	NS726SS

AMO Adapter Brackets

Office White

Description	Catalog No.
ST-style adapter, phosphor bronze, (2) included	AMOBST2
Blank adapter, 10-pack	AMOBL10
Single jack adapter, 10-pack	AMOBJ10
Dual jack adapter, 10-pack	AMOB2J10
Blank for SC duplex or RC quad	AMOLCQUNLD



AMO Base Unit Housing

Office White

Description	Catalog No.
Housing with six (6) bracket locations, unloaded	AMO



AMO Adapter Brackets, SC and LC

Description	Color	Catalog No.
SC duplex adapter, phosphor bronze	Office White/Blue	AMOBSCD
LC quad adapter, phosphor bronze, blue	Office White/Blue	AMOLCQSBL
Blank for SC duplex or LC quad	Office White	AMOLCQUNLD
SC duplex adapter, zirconia	Office White/Aqua	AMOBSCDSAQ
LC quad adapter, zirconia	Office White/Aqua	AMOLCQSAQ
LC quad adapter, zirconia	Office White/Beige	AMOLCQSBE



OFPL Base Unit Housing and Bracket

Description	Catalog No.
Office white housing, cover and mounting accessories	OFPL
OFP bracket with 2 ST couplers, phosphor bronze	OFPBST2
OFP bracket, blank, 10-pack	OFPB10



Note: SC duplex and LC quad connectors mount directly to the OFPL base

Note: Minimum order quantities apply; see pages F13–F16 for more AV connectors and bulk connector options. See color chart on page T2.

HSB Surface Mount Boxes



Color	1-Port	2-Port	4-Port	6-Port	12-Port
Black	HSB1BK	HSB2BK	HSB4BK	HSB6BK	HSB12BK
Gray	HSB1GY	HSB2GY	HSB4GY	HSB6GY	HSB12GY
Ivory	HSB1EI	HSB2EI	HSB4EI	HSB6EI	HSB12EI
Office White	HSB1OW	HSB2OW	HSB4OW	HSB6OW	HSB12OW
White	HSB1W	HSB2W	HSB4W	HSB6W	HSB12W

UL Plenum Rated HSB Surface Mount Boxes



Color	1-Port	2-Port
Black	HSB1BKP	HSB2BKP
Gray	HSB1GYP	HSB2GYP
Ivory	HSB1EIP	HSB2EIP
Office White	HSB1OWP	HSB2OWP
White	HSB1WP	HSB2WP

Note: Surface mount boxes are not compatible with shielded jacks



Specifications



- Work area and individual port identification labeling
- FP plate positions connectivity outside the furniture channel maximizing internal capacity

Furniture Wallplates (Steelcase®, Haworth®, HON®, Knoll®, etc.)

Opening size: 2.71" x 1.38"



Color	2-Port	4-Port	4-Port Inline
Black	FP2BK	FP4BK	FP4BBK
Brown	FP2BN	FP4BN	FP4BBN
Gray	FP2GY	FP4GY	FP4BGY
Office White	FP2OW	FP4OW	FP4BOW
White	FP2W	FP4W	FP4BW


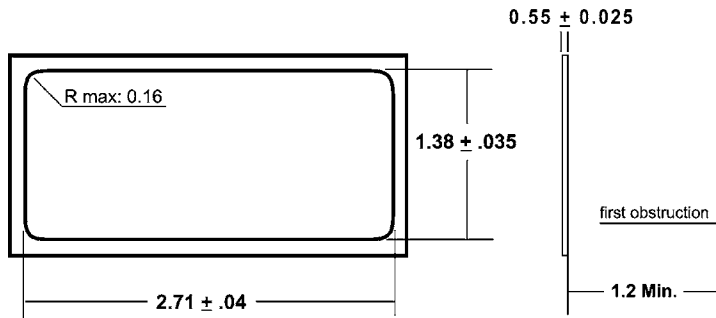
Furniture Reducing Adapters (Herman Miller®)

May be used with the FP2 or FP4 Series furniture plates only for Herman Miller applications; opening size: 2.982" x 1.882"



Color	Catalog No.
Black	HMRBBK
Gray	HMRBGY

FP2 and FP4 Opening Size



Steelcase is a registered trademark of Steelcase, Inc. Haworth is a registered trademark of Haworth, Inc. HON is a registered trademark of the HON Company. Knoll is a registered trademark of Knoll, Inc. Herman Miller is a registered trademark of Herman Miller, Inc.



Specifications


- IFP18OW is the only duplex wallplate with label fields in the industry that is UL Listed for power and low-voltage
- Integrates with all Hubbell keystone connections (AV, data and fiber)

Duplex Wallplates, Nylon

Standard

				
Color	1-Gang	2-Gang	3-Gang	4-Gang
Black	NP8BK	NP82BK	NP83BK	NP84BK
Gray	NP8GY	NP82GY	NP83GY	NP84GY
Ivory	NP8I	NP82I	NP83I	NP84I
Light Almond	NP8LA	NP82LA	NP83LA	NP84LA
White	NP8W	NP82W	NP83W	NP84W


Midsized

		
Color	1-Gang	2-Gang
Black	NPJ8BK	NPJ82BK
Gray	NPJ8GY	NPJ82GY
Ivory	NPJ8I	NPJ82I
Light Almond	NPJ8LA	NPJ82LA
White	NPJ8W	NPJ82W



Duplex Wallplates, Stainless Steel

		
Finish	1-Gang	2-Gang
Brass	SB8	SB82
Stainless Steel	SS8	SS82

Duplex Wallplate with Label Fields

	
Color	1-Gang
Office White	IFP18OW

Duplex 106 Outlet Wallplates

		
Color	2-Port	4-Port
Black	BR106B	Q106B
Gray	BR106G	Q106G
Ivory	BR106E	Q106E
Office White	BR106C	Q106O
White	BR106W	Q106W



Specifications

- Suitable for multimedia applications
- Compatible with HJ, XJ and SF style AV and fiber connectors

UK-Style Wallplates and Modules

Description	Qty.	Catalog No.
Flat wallplate, 1-gang, 50 x 50mm	80-pack	HBP50
Flat wallplate, 2-gang, 100 x 50mm	50-pack	HBP100
Shuttered, unloaded, 50 x 25mm	125-pack	HBM1
Angled, shuttered, unloaded, 50 x 25mm	100-pack	HBM1A
Blanking plate, 50 x 25mm	50-pack	HBM1B



UK LJ6C-Style Wallplates and Modules

Description	Qty.	Catalog No.
Shuttered, unloaded, 37 x 22.5mm (LJ6C)	100-pack	HLJ6C
Angled, shuttered, unloaded, 37 x 22.5mm (LJ6C)	100-pack	HLJ6CA
Flat wallplate, 1-gang, 2-port (LJ6C)	80-pack	HLJ6CP2
Flat wallplate, 2-gang, 4-port (LJ6C)	40-pack	HLJ6CP4



French-Style Wallplates and Modules

Description	Qty.	Catalog No.
Single module, unloaded, 45 x 45mm	100-pack	HFM1
Dual module, unloaded, 45 x 45mm	100-pack	HFM2
Angled, dual module, unloaded, 45 x 45mm	100-pack	HFM2A2
Flat wallplate, 1-gang, 45 x 45mm	80-pack	HFP45
Flat wallplate, 1-gang, 90 x 45mm	25-pack	HFP90



Asian-Style Wallplates

Single Gang	1-Port, Unloaded	2-Port, Unloaded	4-Port
Flat wallplate, 86 x 86mm	BPS11	BPS12	-
Bevelled, 86 x 86mm	BPS11A	BPS12A	-
Flat wallplate, 86 x 86mm	BPC11	BPC12	BPC14
Angled, 86 x 86mm	BPC11A	BPC12A	-



Australian Clipsal® Schneider Electric Style Module

Description	Qty.	Catalog No.
Keystone module	100-pack	CKM100

Clipsal® is a registered trademark of Clipsal Australia Pty Ltd.



HI-Impact

Hubbell's HI-Impact systems are more than just connections. They are complete end-to-end communications solutions designed to solve problems in the most punishing environments.





Index

- Copper Connectors..... U3
- Patch Cords..... U4
- Wallplates, Boxes and Covers U5
- Surface Mount and DIN Rail Boxes..... U6
- Weatherproof Covers U7
- Industrial Equipment Cabinets..... U8



Performance

All connectors are ETL verified to Category 6 performance



Durability

Rugged construction for the most punishing environments



Interface

User-friendly quick connect positive indication when fully engaged

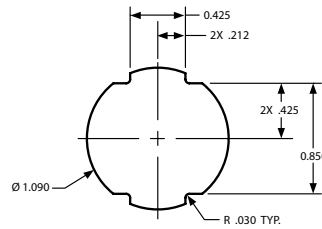


Specifications

- Vibration: frequency range: 10-500Hz
- Acceleration: 5g (operational)
- Mating cycles: 750 minimum
- HI-Impact housing: Thermoplastic, UL 94V-0

Standards

- TIA-568.2-D Category 6 Component
- IEEE 802.3bt 4PPoE
- Ingress protection: IP67 (dust/water)



Installation

Standard 3/4" conduit knockout simplifies installation



①



②

HI-Impact Copper Panel Mount Connectors

Includes (1) housing, (1) jack, (1) flat bulkhead gasket, and (1) retaining nut

Description	Catalog No.
HI-Impact Category 6 connector (UTP)	① HI6
HI-Impact in-line coupler, Category 6	HI6C
Protective cap	② HIC



Adaptability

Coupler housing is a perfect solution for temporary and flexible work areas where single port drops are needed



Durability

HI-Impact shell provides the ultimate protection harsh environments demand



Performance

Dual jacketed



Flexibility

Available in a variety of lengths and styles to accommodate the range of applications and combinations requested



Specifications

- HI-Impact housing temperature range: -25°C to 70°C
- HI-Impact housing: thermoplastic, UL 94V-0

Standards

- TIA-568.2-D Category 6 Component
- IEEE 802.3bt 4PPoE
- Ingress protection: IP67 (dust/water)

HI-Impact Patch Cord Assembly Chart



HI-Impact Patch Cords

Description	3 feet	5 feet	7 feet	10 feet	15 feet	20 feet
HI-Impact Cat 6 RJ45 to standard RJ45	HI603AE	HI605AE	HI607AE	HI610AE	HI615AE	HI620AE
HI-Impact Cat 6 RJ45 on both ends	HI603EE	HI605EE	HI607EE	HI610EE	HI615EE	HI620EE
Standard Cat 6 RJ45 on both ends	HI603AA	HI605AA	HI607AA	HI610AA	HI615AA	HI620AA
Description	25 feet	30 feet	35 feet	40 feet	45 feet	50 feet
HI-Impact Cat 6 RJ45 to standard RJ45	HI625AE	HI630AE	HI635AE	HI640AE	HI645AE	HI650AE
HI-Impact Cat 6 RJ45 on both ends	HI625EE	HI630EE	HI635EE	HI640EE	HI645EE	HI650EE
Standard Cat 6 RJ45 on both ends	HI625AA	HI630AA	HI635AA	HI640AA	HI645AA	HI650AA

Description	Catalog No.
HI-Impact Cat 6 plug connector, UTP	① HI6P
HI-Impact Cat 6 bulk patch cable, 100ft	② HIPC6100
HI-Impact coupler housing; connectors not included	③ HICH
HI-Impact patch cord cap	HICPC



③ + connector and cable (sold separately)



①



②

Stainless Steel Wallplate Specifications

- Thickness: .04" (.9) nominal
- Material: smooth metal 302/304; super stainless steel 17-19% chrome, 8% nickel
- Gasket material: UL closed-cell foam

Thermoplastic Wallplate Specifications

- Flammability: UL 94-V0, 94-5VA classification
- Material: thermoplastic
- Gasket material: UL closed-cell foam



③



④



⑤



⑥



⑦

Stainless Steel Wallplates

Port Size	Gangs	Catalog No.
1	1	① HISF11
2	1	HISF12
	2	HISF22
4	2	HISF24

Thermoplastic 4-Point FS/FD Wallplates

Port Size	Gangs	Color	IP Rating	Catalog No.
1	1	Gray	55	HI14GY
		Yellow	55	② HI114PY
2	1	Gray	55	HI24GY
		Yellow	55	HI124PY

Weatherproof Device Box

Knock-out	Protection Level	Color	Catalog No.
1/2"	NEMA Type 3R	Gray	③ HIWP05GY
3/4"	NEMA Type 3R	Gray	HIWP75GY

HI-Impact POLYTUFF® Non-Metallic Conduit

Size	Length	Color	Catalog No.
1/2"	100'	Gray	④ G1050
3/4"	100'	Gray	G1075

Cast Aluminum Device Box with Lugs

Hub	Color	Catalog No.
1/2"	Gray	HIFD1L
3/4"	Gray	⑤ HIFD2L

LIQUIDTIGHT® Non-Metallic Fittings

Description	Size	Color	Catalog No.
Straight male	1/2"	Gray	⑥ P050NGYA
	3/4"	Gray	P075NGYA
SWIVELLOK® male	1/2"	Gray	⑦ PS0509NGY
	3/4"	Gray	PS0759NGY



HI-Impact Surface Mount Box

- Provides an easy way to mount and protect connectivity in punishing environments, supporting all HI-Impact media types
- For applications requiring stainless steel, NEMA Type 4/12 or NEMA Type 4X in different port configurations
- Select a surface box that fits your environmental needs



①



②



③



④



⑤

HI-Impact Surface Mount Boxes

Thermoplastic, Gray

NEMA Type Rating	Ports	Catalog No.
4X	1	① HI14XGY
	2	② HI24XGY
	4	HI44XGY
	6	③ HI64XGY

Steel, powder coated, Gray

4/12/13	1	HI1CB2G
	2	④ HI2CB2G

Stainless steel, brushed

4X	1	⑤ HI1CBSS
	2	HI2CBSS



DIN Rail Utility Box

- Offers a labor-saving method for providing utility power and/or communications to any control cabinet
- Installation is as easy as snapping the box vertically onto a 35mm DIN Rail and connecting the line, neutral and ground wires to the terminal block for power, or punching down Hubbell jacks for communications

DIN Rail Utility Box

Description	Catalog No.
Communications DIN rail utility box kit (unloaded)	HIDRUBCKIT

Note: See page B11–B12 for decorator and duplex wallplates



Specifications

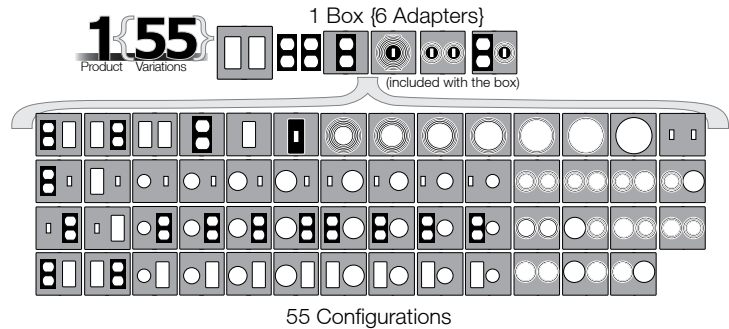
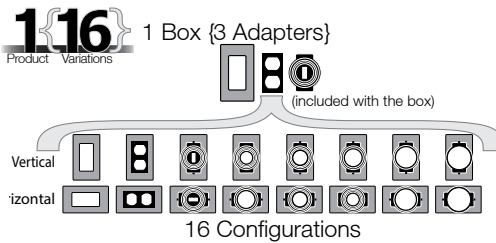
- High-impact polycarbonate construction provides maximum durability
- Patented keyhole mounting system allows installation in under a minute
- Includes attached gasket and mounting hardware
- Pre-configured for GFCI with patented knockout technology for alternate devices
- Lockable tab for OSHA compliance
- Sealed-in-place gasket
- Each box contains three or six adapters to make a variety of configurations (16 or 55)

Standards

- UL Listed
- NEMA Type 3R Rated
- 2017 NEC® Compliant (Article 406.9)

EXTRA DUTY® Non-Metallic While-In-Use Covers

Description	Product Variations	Dimensions Inches (mm)	Catalog No.	Image
Standard 1-gang box with clear tinted cover, for horizontal or vertical mounting; 16-in-1 configurations	116 Product Variations	5.90" x 4.18" x 2.75" (149.8 x 106.1 x 69.9)	RW58300	
Extra deep 1-gang box with clear tinted cover, for horizontal or vertical mounting; 16-in-1 configurations	116 Product Variations	5.92" x 4.20" x 4.75" (150.4 x 106.7 x 120.7)	RW58350	
Standard 2-gang box, clear tinted cover, for horizontal or vertical mounting; 55-in-1 configurations	155 Product Variations	5.54" x 5.43" x 2.75" (140.7 x 138.0 x 69.9)	RW58750	



NEC® is a registered trademark of the National Electrical Code. NEMA® is a registered trademark of the National Electrical Manufacturers Association.



Specifications

- Industrial strength brackets allow equipment to slide out for easy access
- Perforated rear panel
- Doors have locking three-point latches to secure and seal
- Mounting bracket is affixed to wall first to ease installation process

Standards

- UL 1863 Listed, EIA-310-E Compliant
- NEMA/EEMAC Types 4/12 and 4X
- Tamper-Resistant per GR-CORE-63

3-Door Rear Access Industrial RE-BOX®

Pre-configured version: 250lb load capacity; rear perforated panel; includes (3) doors for rear equipment access, slide-out mounting horizontal rails, cabinet mount bracket, #12-24 threaded brackets

Rack Units	Height Inches (mm)	Width Inches (mm)	Depth Inches (mm)	NEMA	Material	Catalog No.
19	35.5" (902)	23.9" (607)	30.9" (785)	4/12/13	Steel	IR323PG
				4X	Stainless Steel	IR323PS
26	47.8" (1214)	23.9" (607)	30.9" (785)	4/12/13	Steel	IR423PG
				4X	Stainless Steel	IR423PS

Note: See full line of Industrial Equipment Cabinets on pages N7–N10

Hubbell's HI-Impact NEMA Type 4X and 4/12 consolidation point cabinets are designed for harsh environments where oil, dirt, dust and moisture are present. The HI-Impact consolidation point cabinet is a perfect solution to house and secure small switches, wireless access points and cross connect products in harsh environments such as factory floors, convention centers, correctional facilities, and commercial kitchens.

Consolidation Point Enclosures

House and secure small switches, wireless access points and cross connect products in harsh environments; includes enclosure

Rating	Material/Finish	Width Inches (mm)	Depth Inches (mm)	Height Inches (mm)	Catalog No.
NEMA Rated 4X	14 gauge stainless steel with brushed finish, Gray	12" (305)	6" (152)	12" (305)	HICPSS
NEMA Rated 4/12	14 gauge cold rolled steel with powder coat, Gray	12" (305)	6" (152)	12" (305)	HICP412G



Lock Kit

Use to change lock style to meet specific applications; includes (2) assembly locks and keys

Description	Catalog No.
CH751 keyed lock kit	CKL751



netSELECT®

Residential Solutions

Hubbell's netSELECT® products are the perfect solution for quick and easy dependable installs. Each netSELECT product has been designed to accommodate today's changing voice, data and video applications.






Index

- In-Wall AV DeliveryV3
- In-Ceiling AV DeliveryV4
- Network EnclosuresV5
- Network Modules.....V7
- AV ModulesV8
- AccessoriesV9
- Connectivity V10
- NSC Patch Cords..... V11
- Wallplates V12
- Molded-In Voice/Data/Video Wallplates..... V13
- Molded-In Wallplates V14
- Telephone Jacks V16

Color Chart:



*Light Almond is the same color as Office White



Specifications

- 18 gauge cold rolled steel base
- White powder coat finish
- High impact thermoplastic ABS trim ring
- Ideal for new construction or renovation

Standards

- cULus 1863 listed
- UL V0 flame rating on ABS trim ring



①



②



③



④

FPTV Connection Enclosure

Description	Height Inches (mm)	Width Inches (mm)	Depth Inches (mm)	Color	Catalog No.
2-gang in-wall enclosure	7.92" (201)	8.16" (207)	3.37" (86)	White	① NSAV62M
4-gang in-wall enclosure	7.92" (201)	14.80" (376)	3.37" (86)	White	NSAV124M
Steel cover for NSAV62M	7.2" (183)	7.2" (183)	0.05" (1)	White	② NSAV6C
Steel cover for NSAV124M	7.2" (183)	13.80" (351)	0.05" (1)	White	NSAV12C
Block wall adapter, compatible with NSAV62M					NSAV6BW
New work stud brackets					NSAV6NW

Power Kits

Description	Color	Catalog No.
Standard power kit; includes wallplate, box and 15A tamper-resistant outlet	White	NSOKPTR
Surge protected power kit; includes wallplate, box and surge protected outlet	White	③ NSOKPS

Feed-Through Wallplates

Description	Color	Catalog No.
1-gang	Ivory	④ NSAV1I
	White	NSAV1W
2-gang	Ivory	NSAV2I



Specifications

- 18 gauge cold rolled steel base
- White powder coat finish
- High impact thermal plastic ABS latch
- Welded steel mounting brackets



①



②



③

AV Ceiling Enclosures

Description	Rating	Enclosure Dimensions	Color	Catalog No.
AV ceiling enclosure	Non-plenum	24"(610) x 12" (305) x 8" (203)	White	AVCE1
AV ceiling enclosure	Plenum	24"(610) x 12" (305) x 8" (203)	White	① AVCE1P

Note: Enclosure includes: (2) 20 amp duplex receptacles and 2-gang back box

HDMI Wallplates

HDMI, decorator frame, female to female

Color	1-Gang, 1-Port	1-Gang, 2-Port
Black	NS801BK	NS802BK
Gray	NS801GY	NS802GY
Ivory	NS801I	NS802I
Light Almond	NS801LA	NS802LA
White	NS801W	② NS802W

HDMI Horizontal Cords

Connector to Connector, 24AWG

Length (ft)	Catalog No.
10'	③ HDH10BK
15'	HDH15BK
20'	HDH20BK
25'	HDH25BK
30'	HDH30BK

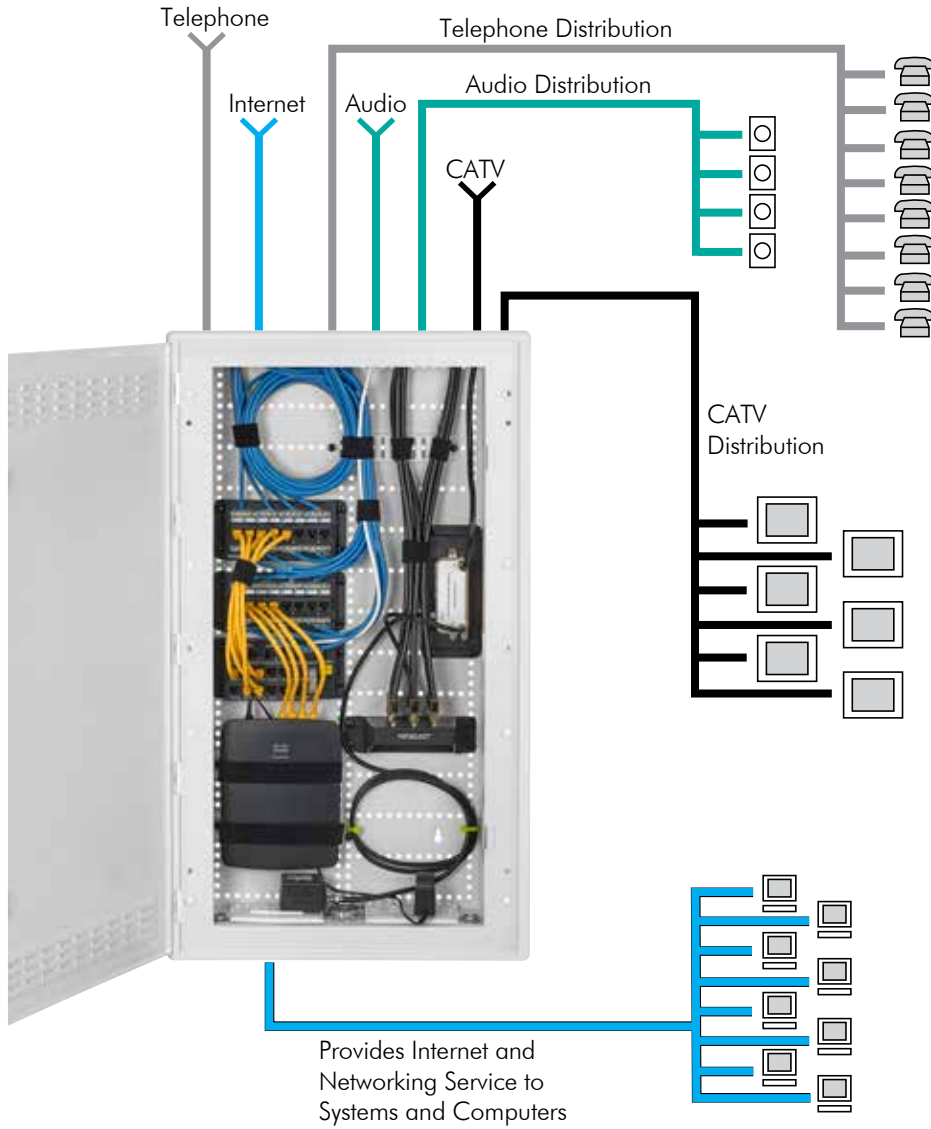
Black and non-plenum only

HDMI Device Patch Cords

24AWG

Length (ft)	Catalog No.
3'	HDPC03BK
6'	HDPC06BK

Black and non-plenum only



Flexibility

Hinged door can be mounted to swing from either side.



Options

Horizontal and vertical module mounting holes for maximum flexibility.



Installation

Additional nylon push pins provided to assist module mounting.

Specifications



- Material: high-impact thermoplastic to minimize WiFi degradation
- Finish: White, satin finish
- UL and cULus Listed



Box with Hinged Vented Door



Box Only



Hinged Vented Door



Hinged Vented Door Open

14-Inch Network Enclosure

Description	Height Inches (mm)	Width Inches (mm)	Depth Inches (mm)	Module Unit Capacity	Catalog No.
With hinged vented door	16.2" (412)	17.5" (445)	4.35" (111)	5	NSOBXP14
14" height box only	13.5" (343)	17.1" (434)	3.95" (100)	5	NSOBXP14B
Hinged vented door	16.2" (412)	17.5" (445)	0.4" (10)	–	NSOBXP14D



28-Inch Network Enclosure

Description	Height Inches (mm)	Width Inches (mm)	Depth Inches (mm)	Module Unit Capacity	Catalog No.
With hinged vented door	30" (762)	17.5" (445)	4.35" (111)	11	NSOBXP28
28" height box only	27.7" (704)	17.1" (434)	3.95" (100)	11	NSOBXP28B
Hinged vented door	30" (762)	17.5" (445)	0.4" (10)	–	NSOBXP28D



42-Inch Network Enclosure

Description	Height Inches (mm)	Width Inches (mm)	Depth Inches (mm)	Module Unit Capacity	Catalog No.
With hinged, vented, 2-piece door	45.1" (1146)	17.5" (445)	4.35" (111)	16	NSOBXP42
42" height box only	42.6" (1082)	17.1" (434)	3.95" (100)	16	NSOBXP42B
Hinged vented door (2-piece)	45.1" (1146)	17.5" (445)	0.4" (10)	–	NSOBXP42D








Specifications


- Meets FCC Part 68 standard
- Finish: black, powder coat
- Material: 18 gauge steel or high impact plastic
- UL and cULus Listed 1863
- All data and phone modules 568A wired

Combination Modules


6-port telephone panel and 6-port coaxial splitter with optional 6-port Category 5e panel provides voice, video, and data distribution in a space efficient package; perfect for use with NSOBOX10 and NS790xx wallplates to quickly establish a comprehensive home network

Description	Units	Catalog No.	
6-port telephone and video	3	NSOTVM6	
6-port telephone, video and Category 5e	3	NSOTVDM6	
6-port Category 5e data upgrade kit	3	NSODK6	



Primary Telephone Module

Description	Units	Catalog No.	
8-port phone outlets with up to (4) incoming lines for voice, fax or modem applications in a protected PCB module; pre-mounted push pins snap the module quickly into place; RJ31X interface jack included for security system connection; RJ45 jack interfaces with optional NSOETM8 telephone expansion module for additional extensions	1	NSOPTM8	


Expansion Telephone Module

Description	Units	Catalog No.	
8-port adds an additional (8) phone outlets with up to (4) incoming lines when used with the primary telephone module; pre-mounted push pins snap the module quickly into place; includes RJ45 jumper cord to connect with NSOPTM8 primary telephone module	1	NSOETM8	


Data Modules

Description	Units	Catalog No.	
Category 5e data module, 8-port supports Gigabit Ethernet for up to (8) Category 5e data lines with front 110 punch-down terminations in a protected PCB module; pre-mounted push pins snap the module quickly into place	1	NSODM8	
Category 6 data module, 8-port supports enhanced transmission speeds beyond Gigabit Ethernet; future-proof for tomorrow's applications	1	NSODM8C6	

Patchable Telecom Module

Description	Units	Catalog No.	
Terminates lines via modular plug to accommodate flexibility, by changing plug locations; reconfigure where phone lines go at the panel level; allows data lines to be converted to voice, with the move of a patch cord; includes nine RJ45 jumper cords	2	NSOMTM24	

Multi-Provider Patchable Telcom Module

Description	Units	Catalog No.	
12-port telephone module distributes 4 incoming lines out to 12 locations through RJ-45 jacks; allows data lines to be converted to voice with the move of a patch cord; RJ31X interface jack is included for security system connection	1	NSOMTM12	




Specifications

- Finish: black, powder coat
- UL and cULus Listed 1863


4-Way Coaxial Splitter Modules

One incoming line, four outgoing

Description	Units	Catalog No.	
1GHz, basic unit	1	NSOVM4	
2.3GHz, enhanced capability	1	NSOVM42G	


6-Way Coaxial Splitter Modules

One incoming line, six outgoing

Description	Units	Catalog No.	
1GHz, basic unit	1	NSOVM6	
2.3GHz, enhanced capability	1	NSOVM62G	


8-Way Coaxial Splitter Modules

One incoming line, eight outgoing


Description	Units	Catalog No.	
1GHz, basic unit	1	NSOVM8	
2.3GHz, enhanced capability	1	NSOVM82G	

Fixed Video Amplifier Module


120 Volt rated

Description	Units	Catalog No.	
Provides 10dB video signal amplification for incoming cable feeds recommended for use when more than four outputs are installed or when signal level is low; provides 10dB forward path gain and supports current digital cable systems and modems with a passive return; pre-mounted push pins snap the module quickly into place; includes RG-59 cable jumper to connect amplifier to passive video splitter	1	NSOVAMP	

Eight Room Audio Module

Description	Units	Catalog No.	
Distributes audio from an amplifier to matching volume controllers; supports up to eight rooms of audio; power handling (200W RMS@20° C); requires impedance matching volume controls (see page V9)	1	NSOAM8	

Blank Module Bracket

Description	Units	Catalog No.	
Allows mounting of active components (i.e. switches, routers) or other devices onto a modular platform; (2) VELCRO® brand fasteners included to mount components onto module; pre-mounted push pins snap the module quickly into place; 2-pack	1	NSOBM2	

VELCRO® is a registered trademark of Velcro Industries B.V.



Features and Benefits

- netSELECT® accessories enhance system capabilities
- Volume controls expand home audio applications
- Cabinet mounted receptacle kits provide convenient power to the enclosure
- Audio controls available in slide or rotary
- Receptacles available in surge and standard kits



①



②



③



④



⑤

Slide Audio Volume Controller

Description	Color	Catalog No.
Decorator styling; power handling 70W RMS@20° C; impedance matching for up to 8 pairs of speakers; includes both ivory and white slides and wallplates	Ivory/White	① NSOSAVC

Rotary Audio Volume Controller

Description	Color	Catalog No.
Power handling 70W RMS@20° C; impedance matching for up to 8 pairs of speakers; includes both ivory and white knobs and wallplates	Ivory/White	NSORAVC

Surge Suppression Power Kit

Description	Catalog No.
Includes surge receptacle 15A 125V; NEMA® type 5-15R, 240 joules/15,000A protection; per mode; electrical steel box and wallplate	② NSOKPS*

Panel Bracket Adapter

Description	Catalog No.
For use with adapter panels shown below and FSP series modules on pages G9-G11; snap mounts into structured cabling enclosures	③ NSOFSB

Lock Kit

Description	Catalog No.
Chromed steel; includes two keys; eliminates unwanted tampering	FLOCK1**

F-Connector Adapter Panel

Description	Catalog No.
F-connector adapter panel with six populated coaxial connectors	④ FSPFP6X

Standard Power Kit

Description	Catalog No.
Includes duplex receptacle 15A 125V; NEMA® type 5-15R electrical steel box and wallplate	NSOKPTR*

Keystone Adapter Panel

Description	Catalog No.
Features six blank openings for jacks and snap fits	FSPHD6X

Cable Management Clip

Description	Catalog No.
Accepts 1/4" or smaller cable ties; 5-pck	⑤ NSOBXCLIP

*Kits comprised of UL listed components

**Not UL or cULus Listed

NEMA is a registered trademark of the National Electrical Manufacturers Association.



Specifications



- TIA 568-C.2 Category 5e/6 component compliant
- cULus Listed



①



②

Jack Panels, Unloaded

Includes cable management bar

Ports	Category	Height Inches (mm)	Width Inches (mm)	Depth Inches (mm)	Type	Catalog No.
24	–	1.72" (44)	19.00" (483)	1.24" (31)	Jack Panel	① NSPJ24
48	–	3.47" (88)	19.00" (483)	1.21" (31)	Jack Panel	② NSPJ48

netSELECT® Category 6, 5e and USOC Jacks



Color	Modular Snap Fit Cat. 6 Single	Modular Snap Fit Cat. 6 24-Pack	Modular Snap Fit Cat. 5e Single	Modular Snap Fit Cat. 5e 24-Pack	Modular Snap Fit USOC
Black	NSJ6BK	NSJ6BK24	NSJ5EBK	NSJ5EBK24	NSJUBK
Blue	NSJ6B	NSJ6B24	NSJ5EB	NSJ5EB24	NSJUB
Gray	NSJ6GY	NSJ6GY24	NSJ5EGY	NSJ5EGY24	NSJUGY
Green	NSJ6GN	NSJ6GN24	NSJ5EGN	NSJ5EGN24	NSJUGN
Ivory	NSJ6I	NSJ6I24	NSJ5EI	NSJ5EI24	NSJUI
Light Almond	NSJ6LA	NSJ6LA24	NSJ5ELA	NSJ5ELA24	NSJULA
Orange	NSJ6OR	NSJ6OR24	NSJ5EOR	NSJ5EOR24	NSJUOR
Red	NSJ6R	NSJ6R24	NSJ5ER	NSJ5ER24	NSJUR
White	NSJ6W	NSJ6W24	NSJ5EW	NSJ5EW24	NSJUW
Yellow	NSJ6Y	NSJ6Y24	NSJ5EY	NSJ5EY24	NSJUY



Category 6



Category 5e

Specifications

- Conductor: 24AWG UTP
- Jacket: Flame-Retardant PVC-CM Rated
- Plug Body: Polycarbonate UL 94V-0

NSC Patch Cords, Category 6

Length (ft)	Color			
	Black	Blue	Gray	Green
1'	NSC6BK01	NSC6B01	NSC6GY01	NSC6GN01
3'	NSC6BK03	NSC6B03	NSC6GY03	NSC6GN03
5'	NSC6BK05	NSC6B05	NSC6GY05	NSC6GN05
7'	NSC6BK07	NSC6B07	NSC6GY07	NSC6GN07
10'	NSC6BK10	NSC6B10	NSC6GY10	NSC6GN10
15'	NSC6BK15	NSC6B15	NSC6GY15	NSC6GN15

Length (ft)	Color			
	Orange	Purple	Red	White
1'	NSC6OR01	NSC6P01	NSC6R01	NSC6W01
3'	NSC6OR03	NSC6P03	NSC6R03	NSC6W03
5'	NSC6OR05	NSC6P05	NSC6R05	NSC6W05
7'	NSC6OR07	NSC6P07	NSC6R07	NSC6W07
10'	NSC6OR10	NSC6P10	NSC6R10	NSC6W10
15'	NSC6OR15	NSC6P15	NSC6R15	NSC6W15

NSC Patch Cords, Category 5e

Length (ft)	Color			
	Black	Blue	Gray	Green
1'	NSC5EBK01	NSC5EB01	NSC5EGY01	NSC5EGN01
3'	NSC5EBK03	NSC5EB03	NSC5EGY03	NSC5EGN03
5'	NSC5EBK05	NSC5EB05	NSC5EGY05	NSC5EGN05
7'	NSC5EBK07	NSC5EB07	NSC5EGY07	NSC5EGN07
10'	NSC5EBK10	NSC5EB10	NSC5EGY10	NSC5EGN10
15'	NSC5EBK15	NSC5EB15	NSC5EGY15	NSC5EGN15

Length (ft)	Color			
	Orange	Purple	Red	White
1'	NSC5EOR01	NSC5EP01	NSC5ER01	NSC5EW01
3'	NSC5EOR03	NSC5EP03	NSC5ER03	NSC5EW03
5'	NSC5EOR05	NSC5EP05	NSC5ER05	NSC5EW05
7'	NSC5EOR07	NSC5EP07	NSC5ER07	NSC5EW07
10'	NSC5EOR10	NSC5EP10	NSC5ER10	NSC5EW10
15'	NSC5EOR15	NSC5EP15	NSC5ER15	NSC5EW15


Note: Additional lengths available; contact Customer Service for details



Features and Benefits

- Elongated strap for better wall box mounting
- High impact-resistant thermoplastic frame
- UL Listed 1863 - Communication Circuit Accessory and CSA Certified

Decorator Wallplates



Color	1-Port	2-Port	3-Port	4-Port	6-Port	Adapter Blank
Black	NS611BK	NS612BK	NS613BK	NS614BK	NS616BK	NS620BK
Gray	NS611GY	NS612GY	NS613GY	NS614GY	NS616GY	NS620GY
Ivory	NS611I	NS612I	NS613I	NS614I	NS616I	NS620I
Light Almond	NS611LA	NS612LA	NS613LA	NS614LA	NS616LA	NS620LA
White	NS611W	NS612W	NS613W	NS614W	NS616W	NS620W

Note: Use NS621 with rotary dimmers or to pull through AV or telephone cable; use NS620 to fill an extra decorator opening or create customized openings

Multimedia Wallplates, 1-Gang



Color	1-Port	2-Port	3-Port	4-Port	6-Port
Black	NSP11BK	NSP12BK	NSP13BK	NSP14BK	NSP16BK
Gray	NSP11GY	NSP12GY	NSP13GY	NSP14GY	NSP16GY
Ivory	NSP11I	NSP12I	NSP13I	NSP14I	NSP16I
Light Almond	NSP11LA	NSP12LA	NSP13LA	NSP14LA	NSP16LA
White	NSP11W	NSP12W	NSP13W	NSP14W	NSP16W

Blank Connector

Smooth, 10-pack

Color	Catalog No.
Black	SFSBBK10
Gray	SFSBGY10
Ivory	SFSBEI10
Light Almond	SFSBLA10
White	SFSBW10



F-Connector Plug

Compression termination; RG6 cable; 25-pack

Catalog No.

FRG625




See page V2 for color chart



Features and Benefits


- High impact-resistant thermoplastic frame
- Meets FCC part 68
- UL Listed 1863 – Communication Circuit Accessory and CSA Certified

Molded-In Voice and Data Decorator Wallplates



				2 Jack Voice Data Frame	
Jack	One RJ11 Jack	One RJ11 Jack	Duplex RJ11 Jack	RJ11 Jack	Category 5e
Position	6-Position	6-Position	6-Position	6-Position	8-Position
Conductors	4-Conductor	6-Conductor	6-Conductor	4-Conductor	8-Conductor
Terminations	Screw	Screw	Screw	Screw	110 IDC
Black	NS770BK	-	-	NS784BK	
Brown	NS770	NS771	-	NS784	
Gray	NS770GY	-	-	NS784GY	
Ivory	NS770I	NS771I	NS772I	NS784I	
Light Almond	NS770LA	NS771LA	NS772LA	NS784LA	
White	NS770W	NS771W	NS772W	NS784W	

Molded-In Video and Voice Decorator Wallplates



Jack			One RJ11 Jack, 6-Position, 4-Conductor	One Cat 5e 110 Punch-Down
F-Connector	Single F-Type Coupler Bulkhead	Duplex F-Type Coupler Bulkhead	One F-Type Coupler Bulkhead	One F-Type Coupler Bulkhead
Type	Female to Female	Female to Female	Female to Female	Female to Female
Terminations	Screw	Screw	Screw	Screw
Black	-	-	-	NS785BK
Brown	-	-	-	NS785
Gray	-	-	-	NS785GY
Light Almond	NS780LA	-	NS783LA	NS785LA
White	NS780W	NS782W	NS783W	NS785W

Note: Standard wallplates available; see page B9. See page V2 for color chart.



Features and Benefits

- High impact-resistant thermoplastic plate
- Convenient screw down terminals
- Meets FCC part 68
- UL Listed 1863 – Communication Circuit Accessory and CSA Certified

Molded-In Wallplates for Voice, 1-Gang

Standard



Jack	One RJ11 Jack	One RJ11 Jack	Duplex RJ11 Jack
Position	6-Position	6-Position	6-Position
Conductors	4-Conductor	6-Conductor	6-Conductor
Terminations	Screw	Screw	Screw
Brown	NS730	NS732	–
Ivory	NS730I	NS732I	NS744I
Light Almond	NS730LA	NS732LA	–
White	NS730W	NS732W	NS744W

Mid-Size



Jacks	One RJ11 Jack	Duplex RJ11 Jack
Position	6-Position	6-Position
Conductors	4-Conductor	4-Conductor
Terminations	Screw	Screw
Brown	–	–
Ivory	NS735I	NS745I
Light Almond	NS735LA	–
White	NS735W	NS745W

See page V2 for color chart

Molded-In Wallplates for Voice and CATV/Satellite, 1-Gang

Standard



Jack	One RJ11 Jack	One RJ11 Jack	–	–	One Cat 5e 110 Punch-Down, One RJ11 Jack
F-Connector	One F-Type Coupler Bulkhead	One F-Type Coupler Bulkhead	One F-Type Coupler Bulkhead	Duplex F-Type Coupler Bulkhead	One F-Type Coupler Bulkhead
Position	6-Position	6-Position	–	–	6-Position
Conductors	6-Conductor	4-Conductor	–	–	4-Conductor
Type	Female to Female	Female to Female	Female to Female	Female to Female	Female to Female
Black	–	–	–	–	NS790BK
Brown	–	–	–	–	NS790
Gray	–	–	–	–	NS790GY
Ivory	NS748I	NS747I	NS750I	NS752I	NS790I
Light Almond	NS748LA	NS747LA	NS750LA	–	NS790LA
White	NS748W	NS747W	NS750W	NS752W	NS790W

Mid-Size



Jack	One RJ11 Jack	
F-Connector	One F-Type Coupler Bulkhead	One F-Type Coupler Bulkhead
Position	6-Position	–
Conductors	6-Conductor	–
Type	Female to Female	Female to Female
Ivory	NS755I	NS751I
Light Almond	NS755LA	NS751LA
White	NS755W	NS751W

See page V2 for color chart




Features and Benefits

- Available in high impact-resistant thermoplastic or stainless steel
- Meets FCC part 68
- UL Listed 1863 – Communication Circuit Accessory and CSA Certified

Telephone Wall Jacks

Thermoplastic



Jack	Wall Phone Jack	Wall Phone Jack
Position	6-Position	6-Position
Conductors	4-Conductor	6-Conductor
Terminations	Screw	Screw
Ivory	NS722I	NS725I
Light Almond	-	-
White	NS722W	-

Stainless Steel



Wall Phone Jack	Wall Phone Jack
Quick Connect	Wall Phone Jack
6-Position	6-Position
4-Conductor	4-Conductor
Punch-Down (Tool Included)	Screw
NS723SS	NS726SS



Features and Benefits

- High impact-resistant thermoplastic
- Mounts using screws or double sided tape (both included)
- Meets FCC part 68
- UL Listed 1863 – Communication Circuit Accessory and CSA Certified

Telephone Surface Mount Boxes



Description	Telephone Surface Mount Jack	Multimedia 1-Port Surface Mount Box, Jack Not Included*	Multimedia 2-Port Surface Mount Box, Jack Not Included*
Position	6-Position	-	-
Conductors	4-Conductor	-	-
Terminations	Screw	-	-
Black	-	HSB1BK	HSB2BK
Gray	-	HSB1GY	HSB2GY
Ivory	NS760I	HSB1EI	HSB2EI
Office White	-	HSB1OW	HSB2OW
White	NS760W	HSB1W	HSB2W

*cULus Listed 1863 - Communication Circuit Accessory; use multimedia jacks and AV connectors (see section F)

See page V2 for color chart

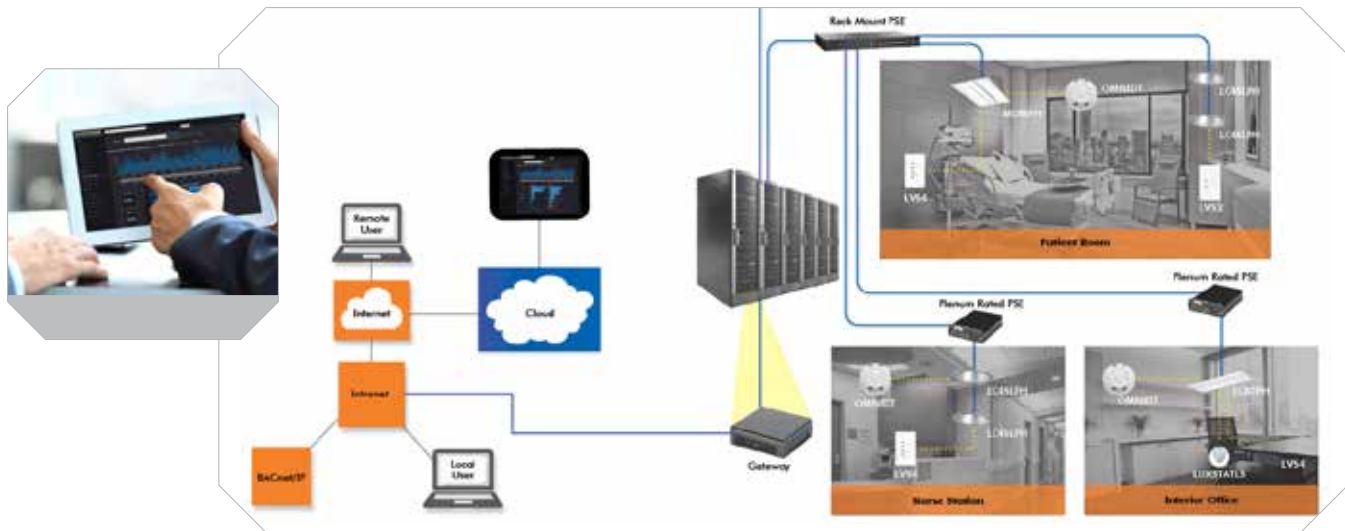


TECHNICAL

Information

This section explains ANSI/TIA standards and practices required for structured cabling installation and testing. Adherence to standards and codes is required to obtain Hubbell's MISSION CRITICAL® Warranty.





Index

- Online Technical Resources W3
- Structured Cabling Standards Evolution W4
- ANSI/TIA-568.2: Balanced Twisted Pair (Field Testing)..... W5
- Installation Practices W6
- Standard UTP Wiring Conventions..... W7
- Fiber Standards and Technical Guidelines W10
- Application Guides: PoE Solutions..... W11
- Application Guides: Cabling Channel Solutions W13



Online Videos

- Product
- Applications
- Instructional
- Continuing Education



Detailed Specifications

- BIM Models
- Customer Drawings
- Online Specifications



Literature Library

- Datasheets
- Brochures
- White Papers
- Application Guides



UL/ETL Certified Laboratory

- Component Testing
- Link/Channel Testing
- Active Network Testing
- Mechanical Testing
- IEEE
- TIA
- ISO



MISSION CRITICAL® Certification Training

- Shielded and Unshielded Cabling
- Fiber Optic
- AV
- Standards



Alliances

- Cisco® Developer Solutions
- HDBaseT™
- Extreme Networks®

Cisco is a registered trademark of Cisco Systems, Inc. HDBaseT is a trademark of Valens Semiconductor Ltd. Extreme Networks is a registered trademark of Extreme Networks.

Industry standards are published design and performance requirements that are approved by industry ballot among cable and component manufacturers, specifiers and users. The objective of cabling standards is to promote global interoperability and minimum levels of performance.

As an active contributor to and leader in cabling standards organizations such as TIA and IEEE, Hubbell manufactures products that exceed all applicable standards. Compliance to industry standards is a long-term commitment by Hubbell Premise Wiring.



Global industry standards offer the following advantages:

- Interoperability of connecting hardware components
- Backward compatibility
- Open systems architecture
- Ease of migration to new performance levels
- Multi-vendor choice to the end-user

Compliance to standards also applies to MISSION CRITICAL® objectives. MISSION CRITICAL is defined as the delivery of long-term, uninterrupted service at stated performance levels.

This is the philosophy of the Hubbell 25-year MISSION CRITICAL warranty. For more information about Hubbell MISSION CRITICAL training and installer certification, visit hubbell.com/hubbellpremisewiring/en.



Permanent Link Field Testing

The permanent link test configuration includes a 90m length of horizontal cable and one connector attached to each end (see diagram). One optional consolidation point connection is also permitted. The permanent link runs from the cross-connect panel in the TR to the work station outlet. The permanent link overall length must not exceed 295ft (90m).










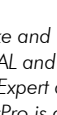
Channel Field Testing

The channel test configuration includes a length of horizontal cable up to 90 meters, a work area cord, and two patch cord cross connections (see diagram). One optional consolidation point connection is also permitted in the channel. The channel overall length must not exceed 328ft (100m).



Hubbell Approved Field Testers for UTP and Optical Fiber Cabling

The Hubbell MISSION CRITICAL® warranty program recognizes the field testers and associated test adapters below. These testers function in a bidirectional mode with automatic data acquisition and storage.

Field Tester Model	Approved Categories	Permanent Link Adapter	Channel Adapter	110 Block T568A Wiring	110 Block T568B Wiring	Cat 6A AXT Test Kit
 Fluke DTX-1800 and Fluke DTX-1200 Series	Cat 5e, 6	DTX-PLA001 w/DSP-PM06	DTX-CHA001	DTX-PLA001 w/ DSP-PM13A	DTX-PLA001 w/ DSP-PM13B	PLA002
	Cat 6A	DTX-PLA0025	DTXCHAO01AS	N/A	N/A	DTX-10GKIT
 Fluke Networks DSX-5000 Series	Cat 5e, 6	DSX-PLA001	DSX-CHA004S	N/A	N/A	N/A
	Cat 6A	DSX-PLA004S	DSX-CHA004S	N/A	N/A	N/A
 Fluke OMNIScanner™ and Fluke OMNIScanner™ 2	Cat 5e, 6	OMNI-LIA101S w/DSP-PM06	8262-42	OMNI-LIA101S w/ DSP-PM13A	OMNI-LIA101S w/ DSP-PM13B	N/A
	Cat 6A	N/A	N/A	N/A	N/A	N/A
 IDEAL® LanTEK 6 and IDEAL® LanTEK 7	Cat 5e, 6	HPW PCX6 Patch Cord	0012-00-0629	1019-00-1112 (Kit)	1019-00-1112 (Kit)	
	Cat 6A	HPW PS6 Patch Cord	Supplied in unit	N/A	N/A	LanTEK 10GBKIT
 IDEAL® LanTEK® II 350	Cat 5e, 6	0012-00-0629	0012-00-0629	N/A	N/A	N/A
	Cat 6A	0012-00-0656	0012-00-0656	N/A	N/A	N/A
 LanExpert 80T™	Cat 5e, 6, 6A	N/A	Supplied in unit	N/A	N/A	N/A
	Cat 5e, 6, 6A	N/A	Supplied in unit	N/A	N/A	N/A
 CableMaster 800/850	Cat 5e, 6, 6A	N/A	Supplied in unit	N/A	N/A	N/A
 TestPro CV100	Cat 5e, 6, 6A	CTP-AD-6APL	TP-AD-6ACH	N/A	N/A	N/A

Fluke and OMNIScanner are trademarks of Fluke Corporation.
 IDEAL and LanTEK are registered trademarks of IDEAL INDUSTRIES INC.
 LanExpert and CableMaster are trademarks of Psiber Data Systems Inc
 TestPro is a trademark of AEM.

Recommended Installation Practices for Balanced Twisted Pairs

- Use the proper strip tool for the cable jacket. Do not cut into the conductor pairs.
- For best results, use the zip cord and peel away the cable jacket.
- Position the stripped cable jacket as close as possible to the termination point to minimize exposure of the twisted pairs.
- Maintain the natural twist of all conductor pairs as close as possible to the termination point. For Category 5e, 6 and 6A wiring, the maximum length of untwisted pairs is 0.5". Minimum untwisting optimizes return loss performance.
- Never uncoil UTP cable from a stationary spool. Permanent kinks will result from straightening, and NEXT failures may occur. Unwind the cable by rotating the spool with steady speed and tension. Also avoid scraping and kinking when feeding into conduit or raceway.
- Store cable slack for wall outlets above the ceiling for future re-termination.
- Use proper supports and spacing to minimize sag in horizontal runs. Long runs should use cable trays. Do not overload cable supports and trays.
- Do not exceed 40% cable fill ratio in any pathway.
- Avoid EMI by maximizing the separation distance from high voltage circuits, transformers, motors, etc. For shared pathways, use partitioned raceway with 2" minimum separation from power wiring.
- Do not run UTP cables over heater ducts or hot water ducts. High temperatures may degrade performance and deteriorate the cable jacket.
- Centralize TRs to equalize the horizontal cable runs on each floor. Maximum horizontal distance is 90 meters.
- Never use staples to position and manage cables.
- Use good cable management practices to maintain proper bend radius.
- For Category 6 and 6A cabling, store service loops in a figure-eight pattern to minimize cross-talk and EMI noise pick-up.
- All grounding and bonding shall be according to ANSI/TIA-607-C.




Jack Termination Aid

Category 6A Installation Practices

Refer to Hubbell 10GbE cabling guidelines online.

Note: Larger cable diameters will have an impact on design, pathway fill capacity and cable deployment.



VELCRO is a registered trademark of Velcro Industries B.V.

Do's <input checked="" type="checkbox"/>	Don'ts <input checked="" type="checkbox"/>

Horizontal UTP Cable and Patch Cords

- Solid copper 4-pair UTP is specified for distribution cabling. Stranded UTP is specified for patch cords for flexibility. Shielded cable is not commonly used in the U.S. Splices bridge taps are not permitted.
- Cable, connectors and patch cords shall be marked with the performance category. Always match performance categories of cables and components throughout the infrastructure.
- All cable, cords and connecting hardware shall meet performance requirements of ANSI/TIA-568.2-D. Hubbell assures this compliance with all products and cable partners.

COLOR CODING:

	white-blue/blue
	white-orange/orange
	white-green/green
	white-brown/brown



Backbone UTP Cable

- Solid copper 4-pair and 25-pair UTP is specified. An overall shield is optional.
- Performance category markings and compliance to ANSI/TIA-568.1 and 568.2 is required.
- Circuits with incompatible signals should be partitioned in separate binder groups. Prior to making shared sheath circuit assignments, consult the equipment manufacturer for signal characteristics (i.e., frequency, amplitude, voltage, etc.).
- Tip conductor insulation colors are matched to the binder group. Ring conductor insulation colors correspond the pair.

Recognized Connector and Wiring Configurations

- 8-position modular jack/plug
- 8-position modular panel/plug
- T568A wiring or T568B wiring options
- Category 5e, 6 or 6A recommended



RJ-45 ANSI/TIA-568 Wiring Conventions

Two wiring standards were adopted. Both configurations are based on maximum transmission performance.

8 Position / 8 Wire



T568A

- 1: Green/White
- 2: Green
- 3: Orange/White
- 4: Blue
- 5: Blue/White
- 6: Orange
- 7: Brown/White
- 8: Brown

- Preferred method
- Directly compatible with 2-pair voice and token ring systems utilizing 6-position connectors

8 Position / 8 Wire



T568B

- 1: Orange/White
- 2: Orange
- 3: Green/White
- 4: Blue
- 5: Blue/White
- 6: Green
- 7: Brown/White
- 8: Brown

- Optional method
- AT&T® standard
- Directly compatible with AT&T phone systems

Wiring Conventions

Local area network (LAN) standards designed to operate over UTP specify pin/pair assignments on modular connectors for various signal transmission protocols. While T568A and T568B conventions support all these designations, there are some cases where the user chooses to cable only the number of pairs required to support these applications.

8 Position / 4 Wire



10/100BASE-T

- 10 Mbps Ethernet over UTP
- Uses only two pairs
- 100 Mbps Ethernet

8 Position / 4 Wire



Token Ring

- 4/16 Mbps token ring over copper
- Uses only two pairs

8 Position / 4 Wire



TP-PMD

- 100 Mbps FDDI over copper
- Uses only two pairs

8 Position / 8 Wire



1000BASE-T (T568A)

- 1000 Mbps Ethernet over UTP
- Uses all four pairs

USOC Conventions

Universal Service Ordering Codes (USOC) are a series of Registered Jack (RJ) wiring configurations for connection of customer premises equipment to the network. FCC regulations govern these configurations.

6 Position / 6 Wire



USOC RJ25

6 Position / 2 Wire



USOC RJ11


























Color Coding

TIP		RING	
Pair 1	T1 – White/Blue	Pair 1	R1 – Blue
Pair 2	T2 – White/Orange	Pair 2	R2 – Orange
Pair 3	T3 – White/Green	Pair 3	R3 – Green
Pair 4	T4 – White/Brown	Pair 4	R4 – Brown

AT&T is a registered trademark of AT&T Inc.

Block Wiring

Standard color codes for 25-pair UTP cable

Wire/Color Code	Tip and Ring	Pair Number	50 Pin Positions	66 or 110 Block Positions
 white/blue blue/white	Tip 1 Ring 1	Pair 1	26 1	1 2
 white/orange orange/white	Tip 2 Ring 2	Pair 2	27 2	3 4
 white/green green/white	Tip 3 Ring 3	Pair 3	28 3	5 6
 white/brown brown/white	Tip 4 Ring 4	Pair 4	29 4	7 8
 white/slate slate/white	Tip 5 Ring 5	Pair 5	30 5	9 10
 red/blue blue/red	Tip 6 Ring 6	Pair 6	31 6	11 12
 red/orange orange/red	Tip 7 Ring 7	Pair 7	32 7	13 14
 red/green green/red	Tip 8 Ring 8	Pair 8	33 8	15 16
 red/brown brown/red	Tip 9 Ring 9	Pair 9	34 9	17 18
 red/slate slate/red	Tip 10 Ring 10	Pair 10	35 10	19 20
 black/blue blue/black	Tip 11 Ring 11	Pair 11	36 11	21 22
 black/orange orange/black	Tip 12 Ring 12	Pair 12	37 12	23 24
 black/green green/black	Tip 13 Ring 13	Pair 13	38 13	25 26
 black/brown brown/black	Tip 14 Ring 14	Pair 14	39 14	27 28
 black/slate slate/black	Tip 15 Ring 15	Pair 15	40 15	29 30
 yellow/blue blue/yellow	Tip 16 Ring 16	Pair 16	41 16	31 32
 yellow/orange orange/yellow	Tip 17 Ring 17	Pair 17	42 17	33 34
 yellow/green green/yellow	Tip 18 Ring 18	Pair 18	43 18	35 36
 yellow/brown brown/yellow	Tip 19 Ring 19	Pair 19	44 19	37 38
 yellow/slate slate/yellow	Tip 20 Ring 20	Pair 20	45 20	39 40
 violet/blue blue/violet	Tip 21 Ring 21	Pair 21	46 21	41 42
 violet/orange orange/violet	Tip 22 Ring 22	Pair 22	47 22	43 44
 violet/green green/violet	Tip 23 Ring 23	Pair 23	48 23	45 46
 violet/brown brown/violet	Tip 24 Ring 24	Pair 24	49 24	47 48
 violet/slate slate/violet	Tip 25 Ring 25	Pair 25	50 25	49 50

Paired Fiber Channel Evolution: 10G, 25G to 50G

IEEE 802.3cd: 50GBASE-SR

- Ratified December, 2018
- Up to 50Gb/s through a multimode pair

Channel Polarity Rules for LC Duplex or MPO 12-fiber

- (1) overall pair crossing, end to end
- Always an odd number of total pair crossings

Distance and loss specifications: see table



Paired Fiber Channel Evolution: 10G, 25G to 50G

IEEE 802.3cd: 100G/200GBASE-SR4

- Ratified December, 2018
- 200GBASE-SR4: now 4 x 50G pairs
- 100GBASE-SR4: now 4 x 25G pairs
- Supersedes 100GBASE-SR10 (was 10 x 10G pairs)
- Direct migration from 10G to 200G MPO channel
- All equipment ports are MPO male

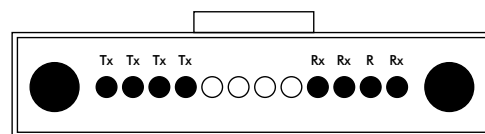
Channel Polarity and Gender Rules

- All MPO inter-connections must be male to female
- Channel polarity rule: (1) overall key-wise reversal
- Limit (2) MPO interconnections per channel
- **TIP:** Use a consistent channel polarity strategy


Distance and loss specifications: see table

MPO 40G, 100G, and 200G Lane Assignments

- Transmit over 4 outer left fibers
- Receive over 4 outer right fibers
- (4) unused middle fibers (after migration from 10G)



MPO Connector: End View
40GBASE-SR4, 100GBASE-SR4, 200GBASE-SR4



MPO Interconnections
(Keyed and Pinned Alignment)

MPO Trunk Polarity	MPO Trunk Gender	MPO Patch Cord Gender	MPO Patch Cord 1 Polarity	MPO Patch Cord 2 Polarity
A	F	M to F	A	B
A	M	F	A	B
B	F	M to F	A	A
B	F	M to F	B	B
B	M	F	A	A
B	M	F	B	B

IEEE 802.3 Application	Transceiver Port Connection	Lane Format	Maximum Channel Distance (m)			Maximum Channel Loss (dB)		
			OM3	OM4	OS2	OM3	OM4	OS2
10GBASE-S	LC or SC duplex	1 lane (2-fibers)	300	550	N/A	2.6	2.9	N/A
10GBASE-L	LC or SC duplex	1 lane (2-fibers)	N/A	N/A	10 km	N/A	N/A	6.0
10GBASE-E	LC or SC duplex	1 lane (2-fibers)	N/A	N/A	40 km	N/A	N/A	11.0
25GBASE-SR	LC duplex	1 lane (2-fibers)	70	100	N/A	1.8	1.9	N/A
25GBASE-LR	LC duplex	1 lane (2-fibers)	N/A	N/A	10 km	N/A	N/A	6.3
25GBASE-ER	LC duplex	1 lane (2-fibers)	N/A	N/A	40 km	N/A	N/A	18.0
40GBASE-SR4	MPO Male	4 lanes (8 fibers)	100	150	N/A	1.9	1.5	N/A
40GBASE-LR4	LC or SC duplex	1 lane (2-fibers)	N/A	N/A	30 km	N/A	N/A	6.7
40GBASE-ER4	LC or SC duplex	1 lane (2-fibers)	N/A	N/A	40 km	N/A	N/A	18
50GBASE-SR	LC duplex	1 lane (2-fibers)	70	100	N/A	1.8	1.9	N/A
50GBASE-LR	LC duplex	1 lane (2-fibers)	N/A	N/A	10 km	N/A	N/A	6.3
100GBASE-SR4	MPO Male	4 lanes (8 fibers)	70	100	N/A	1.8	1.9	N/A
100GBASE-LR4	LC or SC duplex	1 lane (2-fibers)	N/A	N/A	10 km	N/A	N/A	6.3
100GBASE-ER4	LC or SC duplex	1 lane (2-fibers)	N/A	N/A	40 km	N/A	N/A	18

Note: S = Short wavelength, L = Long wavelength, E = Extended wavelength

SR4 = Short Range, 4 lanes in parallel (8 fibers), LR4/ER4 = 4 WDM wavelenths over 1 lane (2 fibers)

Intelligent Building via Power over Ethernet Technology

Connect. Illuminate. Control. Empower.

PowerHUBB™ provides a seamless, code compliant, lighting power and control, intelligent building solution utilizing Power over Ethernet technology. The platform utilizes standard Ethernet Cat5e/6 cabling to distribute power and control, as well as provide monitoring capabilities over a PoE network—no line voltage wiring required. PowerHUBB technology is available in a variety of high-performance Hubbell LED luminaires and is supported by a wide range of Hubbell control and datacom devices.

Connect

Install a Hubbell cabling infrastructure system and deploy and configure third party PoE network equipment for optimized performance and reliability.

Illuminate

Install desired PowerHUBB enabled, Hubbell LED luminaires across spaces to address power density requirements while delivering exceptional quality of light.

Control

Install Hubbell low voltage sensors and user interfaces, then assign within PoE lighting network to provide additional energy savings and intuitive occupant control.

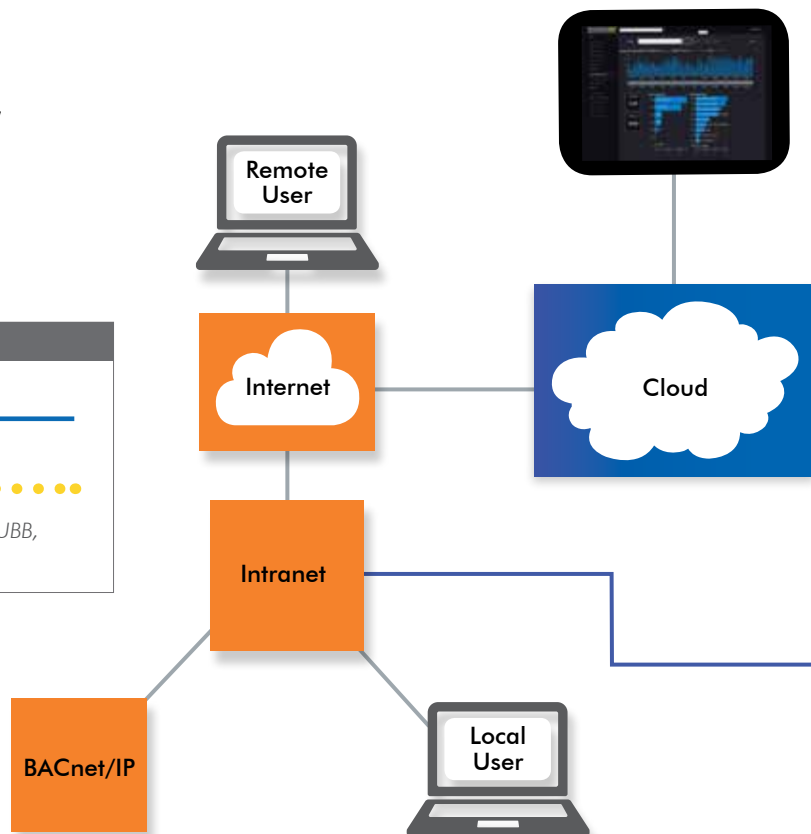
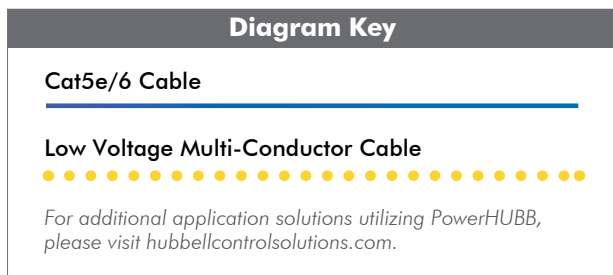
Empower

Install PowerHUBB software package(s), commission site to meet energy code, implement advanced energy saving strategies, integrate with building management systems, and enable third party solutions through an open API.

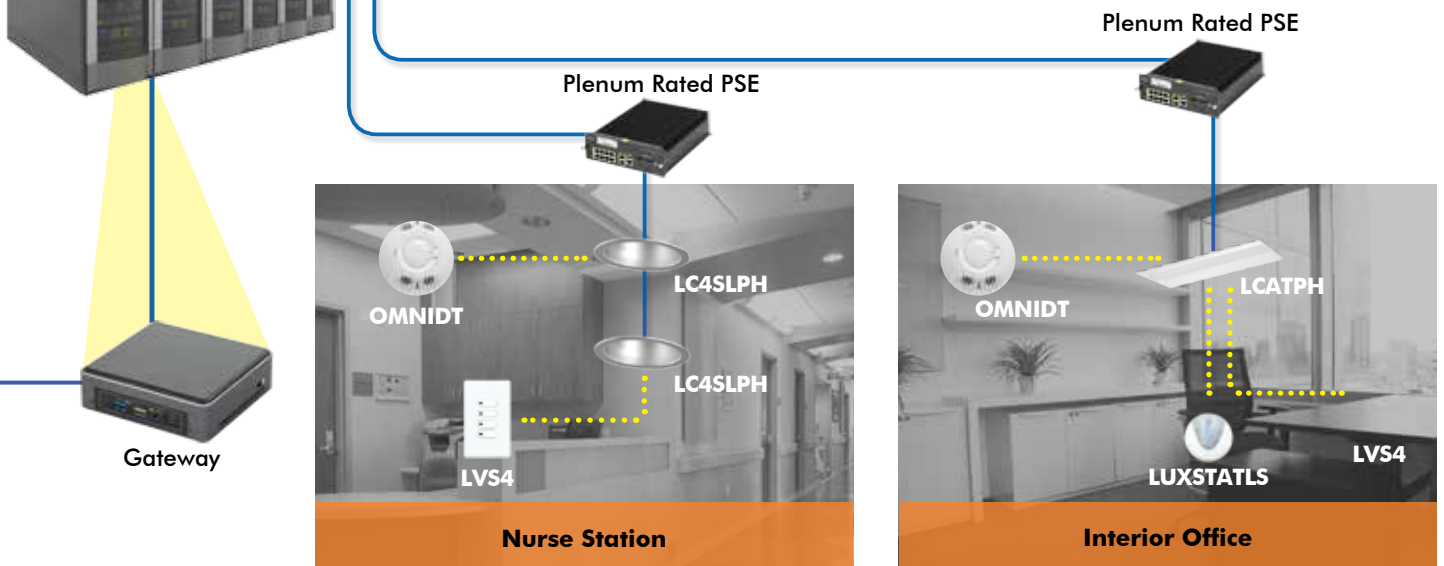
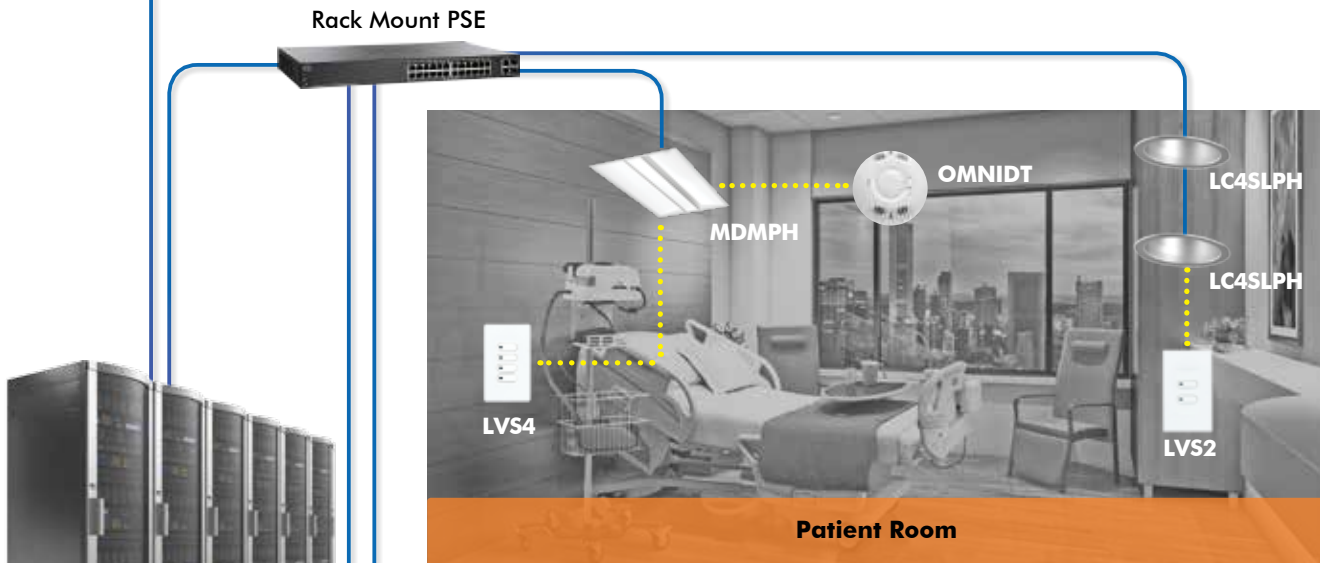
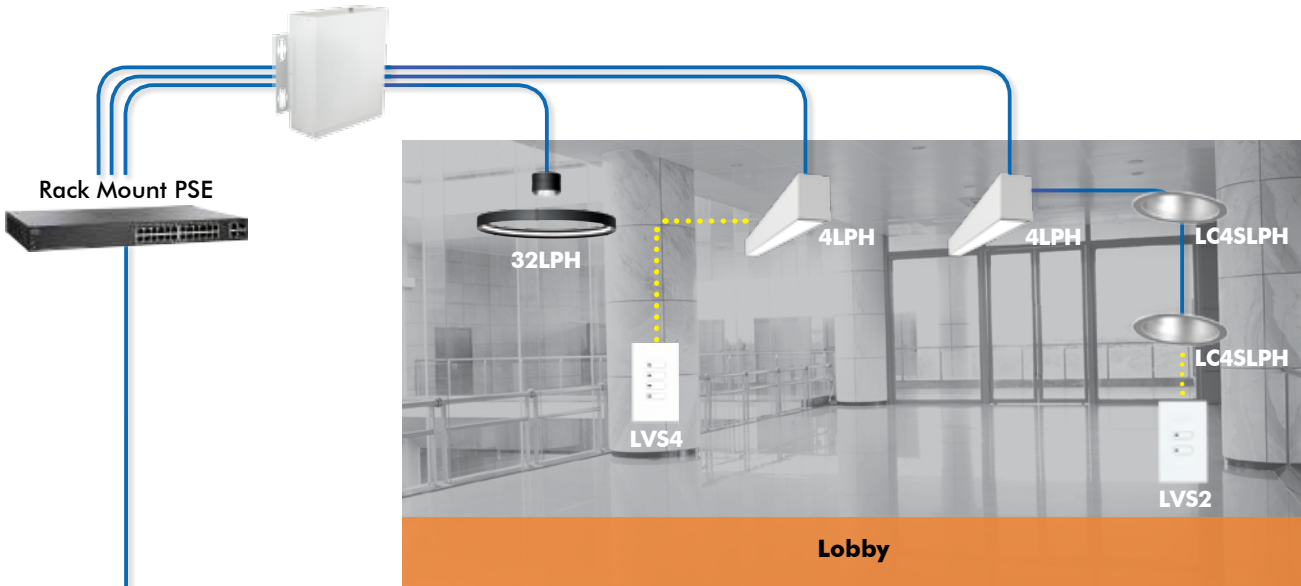


PoE Network Equipment

PowerHUBB is compatible with power sourcing equipment (PSE) such as network switches and midspans from a variety of manufacturers. PSEs provide both low voltage power and allow two-way communication across the network. Please visit the Hubbell Control Solutions website at hubbellcontrolsolutions.com to view our approved listing of PSEs.



Plenum Zone Enclosure



Category 5e/6/6A Solution (without Consolidation Point)

Applications Supported

- ISDN
- Token Ring
- ATM 155
- TP PMD
- VoIP
- 10BASE-T
- 100BASE-T
- 1000BASE-T
- 10GBASE-T




Hubbell Solutions

Product	Cat 6A Solution	Cat 6 Solution	Cat 5e Solution
Patch Cord	HC6A Series	HC6 Series	HC5E Series
Patch Panel	HP6A Series	HP6 Series	HP5E Series
Plates	IFP or IMF Series	IFP or IMF Series	IFP or IMF Series
Jack(s)	HJ6A Series	HXJ6 Series	HXJ5E Series
Cable	C6A Series	C6 Series	C5E Series

Category 5e/6 Solution (with Consolidation Point)

Applications Supported

- ISDN
- Token Ring
- ATM 155
- TP PMD
- VoIP
- 10BASE-T
- 100BASE-T
- 1000BASE-T




Hubbell Solutions

Product	Cat 6 Solution	Cat 5e Solution
Patch Cord	HC6 Series	HC5E Series
Patch Panel	HP6 Series	HP5E Series
Plates	IFP or IMF Series	IFP or IMF Series
Jack(s)	HXJ6 Series	HXJ5E Series
or 110 Block	6110 Series	110BLK Series
Cable	C6 Series	C5E Series

Fiber Solution

Applications Supported

- 1000BASE-SX/LX
- ATM (Fiber)
- 10GBASE-SX/LX



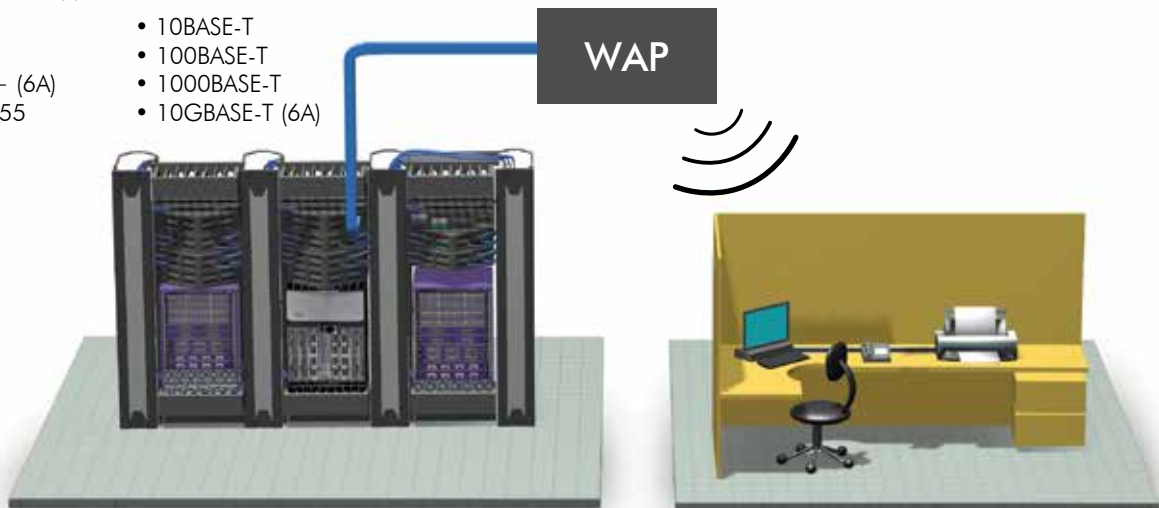
Hubbell Solutions

Product	Fiber
Patch Panel	FPR/FCR Series
Patch Cord	DFPSC Series
Plate	IFP, IMF or AFP Series
Fiber Connector	Hubbell OptiChannel or PROclick® Series
Fiber Cable	HFC Series

Category 6A Wireless Access Point

Applications Supported

- PoE
- PoE+
- PoE++ (6A)
- ATM 155
- 10BASE-T
- 100BASE-T
- 1000BASE-T
- 10GBASE-T (6A)



Product	Cat 6A Solution	Cat 6 Solution	Cat 5e Solution
FTP	SP6A Series	SP6 Series	SP6 Series
Patch Panel	HP6A Series	HP6 Series	HP5E Series
Cable	C6A Series	C6 Series	C5E Series
Patch Cord	HC6A Series	HC6 Series	HC5E Series