

Benutzerhandbuch

32HFL5014
43HFL5014
43HFL6014U
50HFL5014
50HFL6014U
55HFL6014U
65HFL6014U

PHILIPS

Inhalt

1 TV-Tour	3
1.1 Profimodus	3
2 Konfigurieren	4
2.1 Lesen der Sicherheitshinweise	4
2.2 Standfuß und Wandmontage	4
2.3 Tipps zum Aufstellen	4
2.4 Netzkabel	4
2.5 Antennenkabel	5
3 Fernbedienung	6
3.1 Die Tasten im Überblick	6
3.2 IR-Sensor	7
3.3 Batterien	7
3.4 Pflege	7
4 Ein- und Ausschalten	8
4.1 Einschalten oder Standby	8
4.2 Tasten am Fernseher	8
5 Technische Daten	9
5.1 Umweltschutz	9
5.2 Leistung	10
5.3 Betriebssystem	10
5.4 Empfang	10
5.5 Bildschirmtyp (6014U)	10
5.6 Bildschirmtyp (5014)	10
5.7 Bildschirmauflösung (Eingang) (6014U)	10
5.8 Bildschirmauflösung (Eingang) (5014)	10
5.9 Konnektivität (6014U)	11
5.10 Konnektivität (5014)	11
5.11 Abmessungen und Gewichte	11
5.12 Ton	12
6 Anschließen von Geräten	13
6.1 Anschließen von Geräten	13
6.2 CAM mit Smart Card – CI+	15
6.3 Receiver – Set-Top-Box	15
6.4 Home Entertainment-System – HES	16
6.5 Smartphones und Tablets	16
6.6 Blu-ray Disc-Player	17
6.7 Kopfhörer	17
6.8 Spielekonsole	17
6.9 USB-Flashlaufwerk	17
6.10 Computer	17
7 Videos, Fotos und Musik	19
7.1 Über eine USB-Verbindung	19
7.2 Wiedergeben Ihrer Videos	19
7.3 Anzeigen Ihrer Fotos	19
7.4 Wiedergeben Ihrer Musik	20
8 TV-Guide	22
8.1 Verwenden des TV-Guide	22
9 Spiele	23
9.1 Spielen	23
10 Professional-Menü-App	24
10.1 Info zur Professional-Menü-App	24
10.2 Professional-Menü-App öffnen	24
10.3 Empfohlen	24
10.4 Fernsehsender	24
10.5 Fernsehsender	25
10.6 Google Cast	26
10.7 Spiele	26
10.8 Mehr	26
10.9 Professional Settings	27
10.10 Google-Konto	28
11 Android TV-Home-Bildschirm	29
11.1 Informationen zum Android TV-Home-Bildschirm	29
11.2 Öffnen des Android TV-Home-Bildschirms	29
11.3 Android-TV-Einstellungen	29
11.4 Anschließen Ihres Android TV	33
11.5 Programme	35
11.6 Einstellung der Sender	37
11.7 Internet	39
11.8 Smartphones und Tablets	39
11.9 Software	39
12 Open-Source-Software	41
12.1 Open-Source-Lizenz	41
13 Hilfe und Support	129
13.1 Fehlerbehebung	129
13.2 Online-Hilfe	131
13.3 Support und Reparatur	131
14 Sicherheit und Sorgfalt	132
14.1 Sicherheit	132
14.2 Bildschirmpflege	133
14.3 Radiation Exposure Statement	133
15 Nutzungsbedingungen	134
15.1 Nutzungsbedingungen – Fernseher	134
16 Copyright	135
16.1 MHL	135
16.2 HDMI	135
16.3 Dolby Audio	135
16.4 DTS-HD Premium Sound™	135
16.5 WiFi Alliance	135
16.6 Kensington	135
16.7 Andere Marken	135
17 Haftungsausschluss bezüglich Diensten und Software von Drittanbietern	137
Index	138

TV-Tour

Profimodus

Anwendungsmöglichkeiten

Im Profimodus EIN haben Sie Zugriff auf eine Vielzahl von Experteneinstellungen, die eine erweiterte Steuerung des Zustands des Fernsehers ermöglichen oder zusätzliche Funktionen bieten.

Dieser Modus ist für die Installation von Fernsehern an Orten wie Hotels, Kreuzfahrtschiffen, Stadien oder anderen kommerziellen Bereichen vorgesehen, an denen eine solche Steuerung erforderlich ist.

Wenn Sie den Fernseher zu Hause verwenden, wird empfohlen, ihn im Profimodus AUS zu verwenden.

Weitere Informationen finden Sie im Professional Installationshandbuch.

Konfigurieren

2.1

Lesen der Sicherheitshinweise

Lesen Sie die Sicherheitshinweise, bevor Sie den Fernseher zum ersten Mal verwenden.

2.2

Standfuß und Wandmontage

Standfuß

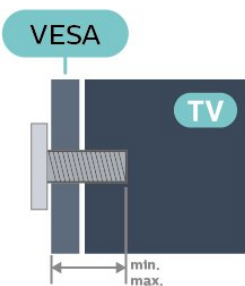
Die Montageanweisungen für den Standfuß finden Sie in der mitgelieferten Kurzanleitung. Falls diese Anleitung abhanden gekommen ist, können Sie sie unter www.philips.com herunterladen.

Geben Sie zum Herunterladen des Guide die Typennummer des Fernsehers in das Suchfeld ein.

Wandmontage

Ihr Gerät kann mit einer VESA-kompatiblen Wandhalterung verwendet werden (separat erhältlich).

Nutzen Sie den folgenden VESA-Code, um die Wandhalterung zu erwerben. . .



- 43HFL6014U
VESA MIS-F 200x200, M6 (min.: 10 mm, max.: 15 mm)
- 50HFL6014U
VESA MIS-F 200x200, M6 (min.: 10 mm, max.: 15 mm)
- 55HFL6014U
VESA MIS-F 300x200, M6 (min.: 11 mm, max.: 14 mm)
- 65HFL6014U
VESA MIS-F 400x200, M6 (min.: 11 mm, max.: 14 mm)

- 32HFL5014
VESA MIS-F 100, M6 (min.: 12 mm, max.: 15 mm)
- 43HFL5014
VESA MIS-F 200x200, M6 (min.: 12 mm, max.: 15 mm)
- 50HFL5014
VESA MIS-F 200x200, M6 (min.: 10 mm, max.: 16 mm)

Vorbereitung

Entfernen Sie zunächst die vier Kunststoff-Schraubkappen von den Gewindebuchsen auf der Rückseite des Fernsehers ((Für 5014 43" und 6014U). Stellen Sie sicher, dass die Metallschrauben zum Montieren des Fernsehers an der VESA-kompatiblen Halterung etwa 10 mm in die Gewindebuchsen des Fernsehers eingedreht werden können.


Vorsicht

Die Wandmontage des Fernsehers erfordert Fachkenntnisse und sollte nur von qualifiziertem Personal durchgeführt werden. Bei der Wandmontage des Fernsehers sollten die dem Gewicht des Geräts entsprechenden Sicherheitsstandards beachtet werden. Lesen Sie zudem die Sicherheitshinweise, bevor Sie den Fernseher aufstellen. TP Vision Europe B.V. übernimmt keine Haftung für eine unsachgemäße Montage oder aus der Montage resultierende Unfälle oder Verletzungen.

2.3

Tipps zum Aufstellen

- Stellen Sie den Fernseher so auf, dass kein direktes Licht auf den Bildschirm fällt.
- Der ideale Abstand zum Fernseher beträgt das Dreifache der Bildschirmdiagonale. Im Sitzen sollten Ihre Augen auf derselben Höhe sein wie die Mitte des Bildschirms.
- Platzieren Sie den Fernseher bei einer Wandmontage bis zu 15 cm von der Wand entfernt.

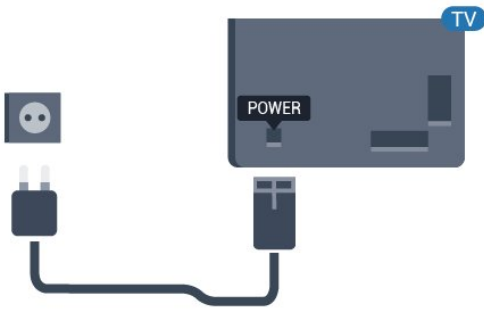


Hinweis:

Halten Sie den Fernseher von stauberzeugenden Quellen wie Öfen fern. Wir empfehlen, Staub regelmäßig zu entfernen, um zu vermeiden, dass dieser in den Fernseher eindringt.

Netzkabel

- Schließen Sie das Netzkabel an den Anschluss **POWER** auf der Rückseite des Fernsehers an.
- Stellen Sie sicher, dass das Netzkabel fest in den Anschluss gesteckt ist.
- Achten Sie darauf, dass der Netzstecker in der Steckdose jederzeit zugänglich ist.
- Um das Stromkabel vom Netzanschluss zu trennen, ziehen Sie niemals am Kabel, sondern immer am Stecker.

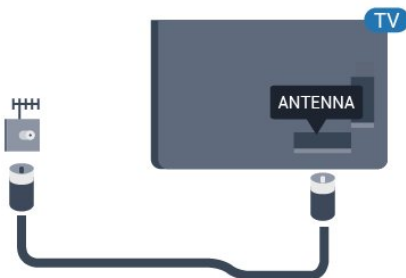


Antennenkabel

Stecken Sie den Antennenstecker fest in die **Antennenbuchse** auf der Rückseite des Fernsehers.

Sie können Ihre eigene Antenne anschließen oder eine Verbindung zu einem Antennensignal von einem Antennenverteilersystem herstellen. Verwenden Sie ein HF-Koaxialkabel (75 Ohm) mit IEC-Stecker.

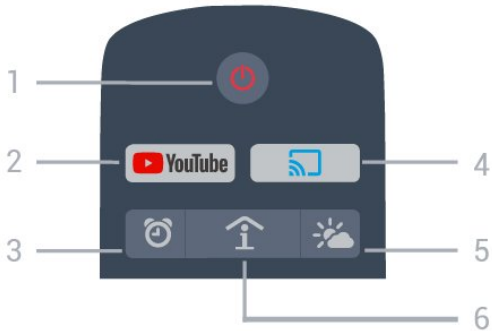
Verwenden Sie diese Antennenverbindung für DVB-T- und DVB-C-Eingangssignale.



Fernbedienung

Die Tasten im Überblick

Oben



1 - **Standby-Taste/Ein-/Ausschalter**
Einschalten des Fernsehers oder Umschalten in den Standby-Modus.

2 - **YouTube**
Zum Öffnen von YouTube.

3 - **Alarm (nur im Profimodus EIN)**
Zum Einstellen des Alarms.

4 - **Google Cast (nur im Profimodus EIN)**
Um die Inhalte des Displays Ihres Mobilgeräts auf dem Fernseher anzuzeigen.

5 - **Wetter (nur im Profimodus EIN)**
Um die Wetterinformationen für Ihren Standort anzuzeigen.

6 - **SMART-INFO (nur im Profimodus EIN)**
Zum Anzeigen von Informationen des Hotels.

1 - **SETTINGS**
Zum Öffnen des Einstellungsmenüs.

2 - **TV-GUIDE**
Zum Öffnen einer Liste aller aktuellen und geplanten Sendungen Ihrer Sender.

3 - **BACK**
• Zum Umschalten zum zuletzt ausgewählten Sender.
• Zurück zum vorherigen Menü.

4 - **OPTIONS**
Zum Öffnen bzw. Schließen des Optionsmenüs.

5 - **OK-Taste**
Zum Bestätigen einer Auswahl oder Einstellung.

6 - **Pfeil-/Navigationstasten**
Zum Navigieren nach oben , unten , links oder rechts .

7 - **Sender**
Zum Wechseln zum vorherigen oder nächsten Sender in der Senderliste.

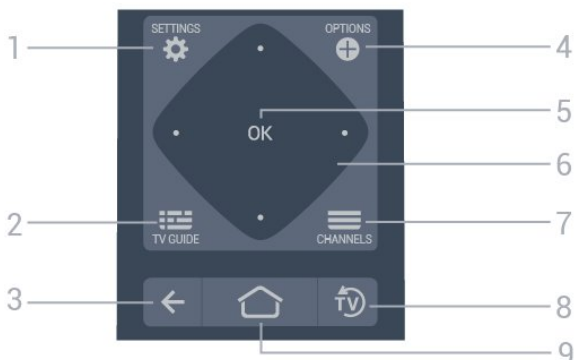
8 - **EXIT**
Zum Umschalten zur Wiedergabe des Fernsehprogramms.


9 - **HOME**
Zum Öffnen des Home-Menüs.

Unten



Mitte



1 -  Lautstärke

Zum Einstellen der Lautstärke.

2 -  Farbtasten


Direktwahl von Optionen.

3 -  CLOCK

Zum Anzeigen der Uhr.

4 -  Sender

Zum Wechseln zum vorherigen oder nächsten Sender in der Senderliste.

5 -  Stummschalten

Zum Aus-/Einschalten des Tons.

3.2

IR-Sensor

Der Fernseher kann Befehle von einer Fernbedienung empfangen, die Infrarot (IR) zur Befehlsübertragung verwendet. Achten Sie bei der Verwendung einer derartigen Fernbedienung darauf, dass die Fernbedienung stets auf den Infrarotsensor an der Vorderseite des Fernsehers gerichtet ist.

Warnung

Stellen Sie nichts vor den Infrarotsensor des Fernsehers. Objekte könnten das IR-Signal blockieren.

3.3

Batterien

Wenn der Fernseher nicht auf einen Tastendruck auf der Fernbedienung reagiert, sind möglicherweise die Batterien leer.

Um die Batterien auszutauschen, öffnen Sie das Batteriefach an der Tastaturseite der Fernbedienung.

1 - Schieben Sie die Batterieabdeckung in die durch

den Pfeil angegebene Richtung.

2 - Ersetzen Sie die alten Batterien durch zwei Batterien des Typs **AAA-R03-1,5 V**. Vergewissern Sie sich, dass die Polungen + und - der Batterien richtig ausgerichtet sind.

3 - Setzen Sie die Batterieabdeckung wieder auf, und schieben Sie sie zurück, bis sie hörbar einrastet.

- Entnehmen Sie die Batterien, wenn Sie die Fernbedienung über einen längeren Zeitraum nicht verwenden.

- Entsorgen Sie alte Batterien sicher entsprechend der für das Nutzungsende geltenden Anweisungen.

3.4

Pflege

Die Fernbedienung wurde mit einer kratzfesten Beschichtung behandelt.



Reinigen Sie die Fernbedienung mit einem weichen, feuchten Tuch. Verwenden Sie dabei keine Substanzen wie Alkohol, Chemikalien oder Haushaltsreiniger.

Ein- und Ausschalten


Einschalten oder Standby

Vergewissern Sie sich, dass der Fernseher an die Stromversorgung angeschlossen ist. Schließen Sie das im Lieferumfang enthaltene Netzkabel an den **AC-Eingang** auf der Rückseite des Fernsehers an. Die Anzeige am unteren Rand des Fernsehers leuchtet auf.

Einschalten

Drücken Sie auf der Fernbedienung die Taste , um den Fernseher einzuschalten. Alternativ können Sie auch die Taste  Home drücken. Sie können auch die kleine Joystick-Taste auf der Rückseite des Fernsehers drücken, um den Fernseher einzuschalten, wenn Sie die Fernbedienung nicht finden können oder die Batterien leer sind.

Umschalten in den Standby-Modus

Drücken Sie zum Umschalten in den Standby-Modus  auf der Fernbedienung. Sie können dazu auch die kleine Joystick-Taste auf der Rückseite des Fernsehers drücken.



Im Standby-Modus ist der Fernseher weiterhin an die Stromversorgung angeschlossen, verbraucht jedoch nur sehr wenig Energie.

Um den Fernseher vollständig auszuschalten, ziehen Sie den Netzstecker heraus.

Ziehen Sie dazu niemals am Kabel, sondern immer am Stecker. Stellen Sie sicher, dass der Zugang zum Netzstecker, Netzkabel und zur Steckdose jederzeit frei ist.





Tasten am Fernseher

Wenn Sie Ihre Fernbedienung verloren haben oder die Batterien leer sind, können Sie dennoch einige grundlegende Funktionen des Fernsehers nutzen.

So öffnen Sie das Basismenü:


1 - Drücken Sie bei eingeschaltetem Fernseher die

Joystick-Taste auf der Rückseite des Fernsehers, um das Basismenü aufzurufen.

2 - Drücken Sie nach links oder rechts, um  Lautstärke,  Sender oder  Quellen auszuwählen. Wählen Sie  Demo, um einen Demo-Film zu starten.

3 - Drücken Sie nach oben oder unten, um die Lautstärke einzustellen oder zum nächsten oder vorangehenden Sender zu schalten. Wenn Sie nach oben oder unten drücken, können Sie durch die Liste der Quellen navigieren, darunter die Tuner-Auswahl. Drücken Sie die Joystick-Taste, um den Demo-Film zu starten.

4 - Das Menü wird automatisch ausgeblendet.

Um den Fernseher aus dem Standby-Modus einzuschalten, wählen Sie  aus, und drücken Sie die Joystick-Taste.



Technische Daten

5.1

Umweltschutz

Europäisches Energie-Label

Das Europäische Energie-Label informiert Sie über die Energieeffizienzklasse des Produkts. Je grüner die Energieeffizienzklasse des Produkts ist, desto weniger Energie verbraucht es.

Auf dem Label werden die Energieeffizienzklasse, der durchschnittliche Stromverbrauch des Produkts bei Gebrauch und der durchschnittliche Energieverbrauch pro Jahr angegeben. Die Werte für den Stromverbrauch finden Sie ebenfalls auf der Philips Website für Ihr Land unter www.philips.com/TV.

Produktdatenblatt

43HFL6014U

- Energieeffizienzklasse: A
- Größe des sichtbaren Bildschirms: 108 cm (43")
- Energieverbrauch im eingeschalteten Zustand (W): 67 W
- Jährlicher Energieverbrauch (kWh)*: 98 kWh
- Energieverbrauch Standby (W)**: 0,3 W
- Bildschirmauflösung (Pixel): 3840 x 2160p

50HFL6014U

- Energieeffizienzklasse: A+
- Größe des sichtbaren Bildschirms: 126 cm (50")
- Energieverbrauch im eingeschalteten Zustand (W): 70 W
- Jährlicher Energieverbrauch (kWh)*: 103 kWh
- Energieverbrauch Standby (W)**: 0,3 W
- Bildschirmauflösung (Pixel): 3840 x 2160p

55HFL6014U

- Energieeffizienzklasse: A+
- Größe des sichtbaren Bildschirms: 139 cm (55")
- Energieverbrauch im eingeschalteten Zustand (W): 84 W
- Jährlicher Energieverbrauch (kWh)*: 123 kWh
- Energieverbrauch Standby (W)**: 0,3 W
- Bildschirmauflösung (Pixel): 3840 x 2160p

65HFL6014U

- Energieeffizienzklasse: A+
- Größe des sichtbaren Bildschirms: 164 cm (65")
- Energieverbrauch im eingeschalteten Zustand (W): 105 W
- Jährlicher Energieverbrauch (kWh)*: 154 kWh
- Energieverbrauch Standby (W)**: 0,3 W
- Bildschirmauflösung (Pixel): 3840 x 2160p

32HFL5014

- Energieeffizienzklasse: A+
- Größe des sichtbaren Bildschirms: 80 cm (32")
- Energieverbrauch im eingeschalteten Zustand (W): 29 W
- Jährlicher Energieverbrauch (kWh)*: 43 kWh
- Energieverbrauch Standby (W)**: 0,35 W
- Bildschirmauflösung (Pixel): 1.920 x 1.080

43HFL5014

- Energieeffizienzklasse: A+
- Größe des sichtbaren Bildschirms: 108 cm (43")
- Energieverbrauch im eingeschalteten Zustand (W): 48 W
- Jährlicher Energieverbrauch (kWh)*: 71 kWh
- Energieverbrauch Standby (W)**: 0,3 W
- Bildschirmauflösung (Pixel): 1.920 x 1.080

50HFL5014

- Energieeffizienzklasse: A++
- Größe des sichtbaren Bildschirms: 126 cm (50")
- Energieverbrauch im eingeschalteten Zustand (W): 49 W
- Jährlicher Energieverbrauch (kWh)*: 72 kWh
- Energieverbrauch Standby (W)**: 0,3 W
- Bildschirmauflösung (Pixel): 1.920 x 1.080

* Energieverbrauch in kWh/Jahr, basierend auf einem Betrieb des Fernsehers von 4 Stunden pro Tag, 365 Tage im Jahr. Der tatsächliche Wert ist abhängig von der Verwendung des Fernsehers.

** Wenn der Fernseher über die Fernbedienung ausgeschaltet wurde und keine Funktion aktiv ist.

Nutzungsende

Entsorgung von Altgeräten und Akkus

Ihr Gerät wurde unter Verwendung hochwertiger Materialien und Komponenten entwickelt und hergestellt, die recycelt und wiederverwendet werden können.



Befindet sich dieses Symbol (durchgestrichene Abfalltonne auf Rädern) auf dem Gerät, bedeutet dies, dass für dieses Gerät die Europäische Richtlinie 2012/19/EU gilt.



Informieren Sie sich über die örtlichen Bestimmungen zur getrennten Sammlung elektrischer und elektronischer Geräte.

Beachten Sie die geltenden regionalen

Bestimmungen, und entsorgen Sie Altgeräte nicht mit dem normalen Hausmüll. Die korrekte Entsorgung des nicht mehr benötigten Produkts hilft, negative Auswirkungen auf Umwelt und Gesundheit zu vermeiden.

Ihr Produkt enthält Akkus, die der Europäischen Richtlinie 2006/66/EG unterliegen. Diese dürfen nicht mit dem normalen Hausmüll entsorgt werden.



Informieren Sie sich über die getrennte Sammlung von Batterien in Ihrem Land. Die korrekte Entsorgung der Batterien hilft, negative Auswirkungen auf Umwelt und Gesundheit zu vermeiden.

5.2

Leistung

Produktdaten können ohne Vorankündigung geändert werden. Weitere Details zu den Produktdaten finden Sie unter www.philips.com/support.

Leistung

- Netzstrom: 220 bis 240 V Wechselstrom +/- 10 %
- Umgebungstemperatur: 5 °C bis 35 °C
- Energiesparfunktionen: Eco-Modus, Bildabschaltung (bei Radiobetrieb), Ausschalt-Timer, Menü für Energiespareinstellungen.

Informationen zum Energieverbrauch finden Sie im Kapitel **Produktdatenblatt**.

5.3

Betriebssystem

Android OS:

Android Nougat 7

5.4

Empfang

- Antenneneingang: 75 Ohm koaxial (IEC75)
- Tuner-Band: Hyperband, S-Channel, UHF, VHF
- DVB: DVB-T2, DVB-C (Kabel) QAM
- Analoge Videowiedergabe: SECAM, PAL
- Digitale Videowiedergabe: MPEG2 SD/HD (ISO/IEC 13818-2), MPEG4 SD/HD (ISO/IEC 14496-10), HEVC*
- Digitale Audiowiedergabe (ISO/IEC 13818-3)
- Eingangsfrequenzbereich: 950 bis 2150 MHz
- Eingangsspegel: 25 bis 65 dBm

* Nur für DVB-T2

5.5

Bildschirmtyp (6014U)

Bildschirmdiagonale:

- 108 cm (43")
- 126 cm (50")
- 139 cm (55")
- 164 cm (65")

Bildschirmauflösung

- 3840 x 2160

5.6

Bildschirmtyp (5014)

Bildschirmdiagonale:

- 80 cm (32")
- 108 cm (43")
- 126 cm (50")

Bildschirmauflösung

- 1.920 x 1.080

5.7

Bildschirmauflösung (Eingang) (6014U)

Videoformate

Auflösung – Bildwiederholfrequenz

- 480i – 60 Hz
- 480p – 60 Hz
- 576i – 50 Hz
- 576p – 50 Hz
- 720p – 50 Hz, 60 Hz
- 1080i – 50 Hz, 60 Hz
- 1080p – 24 Hz, 25 Hz, 30 Hz
- 2160p – 24 Hz, 25 Hz, 30 Hz, 50 Hz, 60 Hz

Computerformate

Auflösungen (u. a.)

- 640 x 480 – 60 Hz
- 800 x 600 – 60 Hz
- 1024 x 768 – 60 Hz
- 1280 x 768 – 60 Hz
- 1360 x 765 – 60 Hz
- 1360 x 768 – 60 Hz
- 1280 x 1024 – 60 Hz
- 1920 x 1080 – 60 Hz
- 3840 x 2160 – 60 Hz

Bildschirmauflösung (Eingang) (5014)

Videoformate

Auflösung – Bildwiederholfrequenz

- 480i – 60 Hz
- 480p – 60 Hz
- 576i – 50 Hz
- 576p – 50 Hz
- 720p – 50 Hz, 60 Hz
- 1080i – 50 Hz, 60 Hz
- 1080p – 24 Hz, 25 Hz, 30 Hz

Computerformate

Auflösungen (u. a.)

- 640 x 480 – 60 Hz
- 800 x 600 – 60 Hz
- 1024 x 768 – 60 Hz
- 1280 x 768 – 60 Hz
- 1360 x 765 – 60 Hz
- 1360 x 768 – 60 Hz
- 1280 x 1024 – 60 Hz
- 1920 x 1080 – 60 Hz

Konnektivität (6014U)

Seite des Fernsehers

- CI-Steckplatz: CI+/CAM
- USB 1 – USB 2.0
- USB 2 – USB 3.0
- Kopfhörer: 3,5 mm Stereo-Miniklinkenbuchse
- HDMI 1-Eingang, ARC, MHL, Ultra HD
- HDMI 2-Eingang, ARC, Ultra HD

TV-Unterseite

- Audio-Eingang VGA
- Netzwerk-LAN: RJ45
- HDMI 3-Eingang (ARC)
- Antenne (75 Ohm)
- USB 3 – USB 2.0
- Audioausgang – Optisch, Toslink
- VGA

TV-Rückseite

- 12 VDC-Ausgang
- 8 Ω Audio-Ausgang
- DATA (RJ-48)

Konnektivität (5014)

Seite des Fernsehers

- CI-Steckplatz: CI+/CAM
- USB 1 – USB 3.0
- Kopfhörer: 3,5 mm Stereo-Miniklinkenbuchse
- HDMI 1-Eingang (ARC/MHL)

TV-Rückseite

- Netzwerk-LAN: RJ45
- HDMI 2-Eingang (ARC)
- Antenne (75 Ohm)
- USB 2 – USB 2.0
- Audioausgang – Optisch, Toslink
- 12 VDC-Ausgang
- 8 Ω Audio-Ausgang
- DATA (RJ-48)

Abmessungen und Gewichte

43HFL6014U

- Ohne TV-Standfuß:
Breite: 971,3 mm, Höhe: 563,53 mm, Tiefe: 77,3 mm,
Gewicht: $\pm 8,92$ kg
- Mit TV-Standfuß:
Breite: 971,3 mm, Höhe: 628,61 mm, Tiefe: 205 mm,
Gewicht: $\pm 11,37$ kg

50HFL6014U

- Ohne TV-Standfuß:
Breite: 1128,4 mm, Höhe: 653 mm, Tiefe: 78,2 mm,
Gewicht: $\pm 13,11$ kg
- Mit TV-Standfuß:
Breite: 1128,4 mm, Höhe: 715,43 mm, Tiefe: 225 mm,
Gewicht: $\pm 15,93$ kg

55HFL6014U

- Ohne TV-Standfuß:
Breite: 1244,2 mm, Höhe: 719 mm, Tiefe: 78,4 mm,
Gewicht: $\pm 18,44$ kg
- Mit TV-Standfuß:
Breite: 1244,2 mm, Höhe: 783,9 mm, Tiefe: 225,2 mm,
Gewicht: $\pm 21,29$ kg

65HFL6014U

- Ohne TV-Standfuß:
Breite: 1462,3 mm, Höhe: 844,7 mm, Tiefe: 87,5 mm,
Gewicht: $\pm 24,45$ kg
- Mit TV-Standfuß:
Breite: 1462,3 mm, Höhe: 905,75 mm, Tiefe: 279,1 mm,
Gewicht: $\pm 25,2$ kg

32HFL5014

- Ohne TV-Standfuß:
Breite: 731,8 mm, Höhe: 435,31 mm, Tiefe: 77,3 mm,
Gewicht: $\pm 4,61$ kg
- Mit TV-Standfuß:

Breite: 731,8 mm, Höhe: 494,14 mm, Tiefe: 179,31 mm,
Gewicht: ± 4,68 kg

43HFL5014

· Ohne TV-Standfuß:

Breite: 969,6 mm, Höhe: 565,6 mm, Tiefe: 80,5 mm,
Gewicht: ± 7,19 kg

· Mit TV-Standfuß:

Breite: 969,6 mm, Höhe: 624,2 mm, Tiefe: 194 mm,
Gewicht: ± 7,27 kg

50HFL5014

· Ohne TV-Standfuß:

Breite: 1127,6 mm, Höhe: 655,3 mm, Tiefe: 85,9 mm,
Gewicht: ± 11,25 kg

· Mit TV-Standfuß:

Breite: 1127,6 mm, Höhe: 714,8 mm, Tiefe: 218,9 mm,
Gewicht: ± 11,61 kg

5.12

Ton

· Ausgangsleistung (RMS): 20 W (32HFL5014/12:

16 W

· Dolby Audio

· DTS HD

Anschließen von Geräten

Anschließen von Geräten

Verbindungsleitfaden

Verwenden Sie zum Anschließen eines Geräts an den Fernseher immer den hochwertigsten Anschluss. Verwenden Sie außerdem qualitativ hochwertige Kabel, um eine gute Bild- und Tonübertragung sicherzustellen.

Wenn Sie ein Gerät anschließen, erkennt der Fernseher den entsprechenden Typ und ordnet dem Gerät die richtige Typenbezeichnung zu. Bei Bedarf können Sie den Typennamen ändern. Wenn eine richtige Typenbezeichnung für ein Gerät festgelegt wird, wechselt der Fernseher automatisch zu den idealen Fernsehereinstellungen, wenn Sie im Quellenmenü dieses Gerät auswählen.




Antennenanschluss




Wenn Sie über eine Set-Top-Box (einen Digitalreceiver) oder einen Recorder verfügen, schließen Sie die Kabel so an, dass das Antennensignal zunächst durch die Set-Top-Box bzw. den Recorder läuft, bevor es zum Fernseher gelangt. Dadurch können die Antenne und die Set-Top-Box zur Aufnahme mögliche zusätzliche Kanäle an den Recorder senden.

HDMI-Anschlüsse



Steuern von Geräten

Um ein über HDMI angeschlossenes Gerät zu steuern und EasyLink zu konfigurieren, wählen Sie das Gerät – oder dessen Aktivität – aus der Liste der Fernseheranschlüsse aus.


Profimodus AUS – Drücken Sie  Home, wählen Sie  Apps, und wählen Sie dann  SOURCES . Wählen Sie ein über HDMI angeschlossenes Gerät aus, und drücken Sie OK.

Profimodus EIN – Drücken Sie  Home, wählen Sie  TV-Sender, und wählen Sie dann  Quellen. Wählen Sie ein über HDMI

angeschlossenes Gerät aus, und drücken Sie OK.

Sobald das Gerät ausgewählt wurde, kann es über die Fernbedienung des Fernsehers gesteuert werden. Allerdings werden die Tasten  Home und  OPTIONS sowie einige weitere TV-Tasten nicht an das Gerät weitergeleitet.

Wenn die benötigte Taste nicht auf der TV-Fernbedienung zu finden ist, können Sie sie im Menü Optionen wählen.

Drücken Sie  OPTIONS und wählen Sie **Steuerungen** in der Menüleiste. Wählen Sie auf dem Bildschirm die gewünschte Gerätetaste aus, und drücken Sie OK.

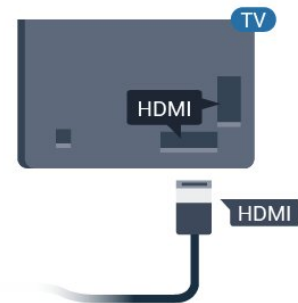
Einige sehr spezifische Gerätetasten sind möglicherweise nicht im Steuerungsmenü verfügbar.

Hinweis: Nur Geräte, die die **EasyLink-Fernbedienungsfunktion** unterstützen, reagieren auf die Befehle der Fernbedienung des Fernsehers.

HDMI-Qualität

Ein HDMI-Anschluss bietet die beste Bild- und Tonqualität. Ein einzelnes HDMI-Kabel kombiniert Video- und Audiosignale. Verwenden Sie ein HDMI-Kabel für das Fernsehsignal.

Verwenden Sie ein High Speed-HDMI-Kabel für optimale Signalqualitätsübertragung, und verwenden Sie kein HDMI-Kabel, das länger als 5 Meter ist.



Kopierschutz

HDMI-Kabel unterstützen HDCP (High-Bandwidth Digital Content Protection). HDCP ist ein Kopierschutzsignal, das verhindert, dass Inhalte von einer DVD oder Blu-ray Disc kopiert werden. Es wird auch DRM (Digital Rights Management) genannt.

HDMI ARC

Alle HDMI-Anschlüsse am Fernseher verfügen über HDMI ARC (Audio Return Channel).

Wenn das Gerät, in der Regel ein Home Entertainment-System (HES), ebenfalls über einen HDMI ARC-Anschluss verfügt, schließen Sie es an einen HDMI-Anschluss an diesem Fernseher an.

Durch die HDMI ARC-Verbindung benötigen Sie kein separates Audiokabel zur Übertragung des Tons an das HES. Über HDMI ARC werden sowohl Video- als auch Audiosignale übertragen.

Zum Anschluss des HES am Fernseher können Sie einen beliebigen HDMI-Anschluss verwenden, ARC steht jedoch für jeweils nur ein Gerät bzw. eine Verbindung zur Verfügung.



HDMI MHL

Mit HDMI MHL können Sie das, was Sie auf Ihrem Android-Smartphone oder -Tablet sehen, an einen Fernsehbildschirm senden.

Der HDMI 1-Anschluss bei diesem Fernseher beinhaltet MHL 2.0 (Mobile High-Definition Link).

Diese kabelgebundene Verbindung bietet hervorragende Stabilität und Bandbreite, geringe Latenzzeiten, keine Interferenzen sowie eine hochwertige Tonwiedergabe. Darüber hinaus wird durch die MHL-Verbindung der Akku Ihres Smartphones bzw. Tablets aufgeladen. Das mobile Gerät lädt allerdings nicht, wenn sich der Fernseher im Standby-Modus befindet.

Informieren Sie sich, welches passive MHL-Kabel für Ihr mobiles Gerät geeignet ist. Achten Sie hierbei insbesondere darauf, welchen Stecker Sie – neben dem HDMI-Anschluss für den Fernseher auf der einen Seite – für das Smartphone bzw. Tablet benötigen.

MHL, Mobile High-Definition Link und das MHL-Logo sind Marken oder eingetragene Marken der MHL, LLC.



HDMI CEC – EasyLink

Ein HDMI-Anschluss bietet die beste Bild- und Tonqualität. Ein einzelnes HDMI-Kabel kombiniert Video- und Audiosignale. Verwenden Sie ein HDMI-Kabel für Fernsehsignale im HD-Format (High Definition). Verwenden Sie ein High Speed-HDMI-Kabel für optimale Signalqualitätsübertragung, und verwenden Sie kein HDMI-Kabel, das länger als 5 Meter ist.

Verbinden Sie HDMI CEC-kompatible Geräte mit Ihrem Fernseher. Sie können diese dann mit der Fernbedienung des Fernsehers bedienen.

Dazu muss EasyLink HDMI CEC auf dem Fernseher und dem angeschlossenen Gerät eingeschaltet sein.



Hinweis:

- EasyLink funktioniert unter Umständen nicht mit Geräten anderer Hersteller.
- Die HDMI-CEC-Funktionalität wird bei verschiedenen Marken unterschiedlich benannt. Einige Beispiele sind: Anynet, Aquos Link, Bravia Theatre Sync, Kuro Link, Simplink und Viera Link. Nicht alle Marken sind vollständig mit EasyLink kompatibel. Als Beispiel genannte HDMI-CEC-Marken sind Eigentum der jeweiligen Inhaber.

EasyLink Ein/Aus

Sie können EasyLink ein- oder ausschalten. Standardmäßig sind alle EasyLink-Einstellungen des Fernsehers aktiviert.

So schalten Sie EasyLink vollständig aus:

Profimodus AUS – Drücken Sie Home und dann (nach unten), und wählen Sie **Einstellungen** gefolgt von **OK**.

Wählen Sie **Quellen > EasyLink** aus, und drücken Sie **OK**.

Wählen Sie **EasyLink** aus, und drücken Sie **OK**.

Wählen Sie **Aus**, und drücken Sie die Taste **OK**.

Drücken Sie gegebenenfalls mehrmals **BACK**, um

das Menü zu beenden.

Profimodus EIN – Bitte lesen Sie im Installationshandbuch nach.



EasyLink-Fernbedienung

Wenn Sie möchten, dass Geräte zwar miteinander kommunizieren, nicht jedoch über die Fernbedienung des Fernsehers gesteuert werden, können Sie die EasyLink-Fernbedienung auch separat deaktivieren.

So aktivieren bzw. deaktivieren Sie die EasyLink-Fernbedienung:

Profimodus AUS – Drücken Sie  Home. Drücken Sie , wählen Sie **Einstellungen** und drücken Sie **OK**.

Wählen Sie **Quellen** > **EasyLink** aus, und drücken Sie **OK**.

Wählen Sie **EasyLink-Fernbedienung** aus, und drücken Sie **OK**.

Wählen Sie **Ein** oder **Aus**, und drücken Sie **OK**.

Drücken Sie gegebenenfalls mehrmals  **BACK**, um das Menü zu beenden.

Profimodus EIN – Bitte lesen Sie im Installationshandbuch nach.

6.2

CAM mit Smart Card – CI+

CI+

Dieser Fernseher ist kompatibel mit CI+ Conditional Access-Modulen (CAM).

Mit CI+ können Sie Premium-HD-Programme ansehen, wie Filme oder Sport, die von digitalen Fernsehsendern in Ihrer Region angeboten werden. Diese Programme werden von den Fernsehsendern verschlüsselt und können mit einem erworbenen CI+-Modul entschlüsselt werden.

Wenn Sie Premium-Programme eines digitalen Fernsehanbieters abonnieren, erhalten Sie von diesem ein CI+-Modul (Conditional Access Module, CAM) sowie eine zugehörige Smart Card. Diese Programme verfügen über einen strengen Kopierschutz.

Wenden Sie sich an einen digitalen Fernsehbetreiber, um weitere Informationen zu den Bedingungen zu erhalten.

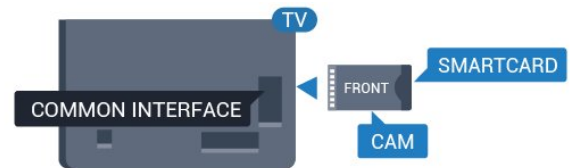
Smart Card

Wenn die Premium-Programme eines digitalen Fernsehanbieters abonnieren, erhalten Sie von diesem ein CI+-Modul (Conditional Access Module, CAM) sowie eine zugehörige Smart Card.

Stecken Sie die Smart Card in das CA-Modul. Berücksichtigen Sie dabei an die Anweisungen des Betreibers.

So stecken Sie das CA-Modul in den Fernseher:

- 1 - Achten Sie beim Einstecken des CA-Moduls auf die richtige Ausrichtung. Eine falsche Ausrichtung kann das CA-Modul und den Fernseher beschädigen.
- 2 - Stecken Sie das CA-Modul mit der Vorderseite zu Ihnen gerichtet in den Anschluss **COMMON INTERFACE** auf der Rückseite des Fernsehers.
- 3 - Drücken Sie das CA-Modul so weit wie möglich hinein. Lassen Sie es dauerhaft in dem Steckplatz.



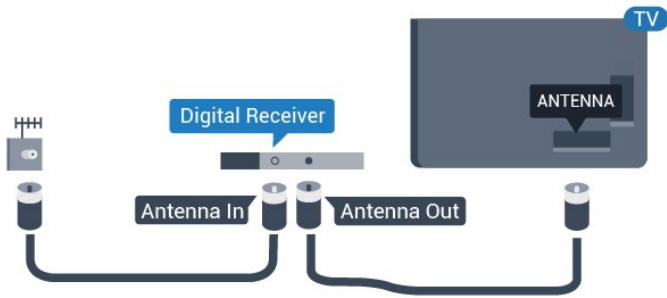
Wenn Sie den Fernseher einschalten, kann es möglicherweise etwas dauern, bis das CA-Modul aktiviert wird. Wenn ein CAM eingesetzt und das Abonnement bezahlt wurde, (wobei sich die Verbindungsmethoden unterscheiden können), können Sie die von der CAM Smart Card unterstützten verschlüsselten Sender ansehen.

Das CAM und die Smart Card sind ausschließlich für Ihren Fernseher vorgesehen. Wenn Sie das CAM entfernen, können Sie die vom CAM unterstützten verschlüsselten Sender nicht mehr ansehen.

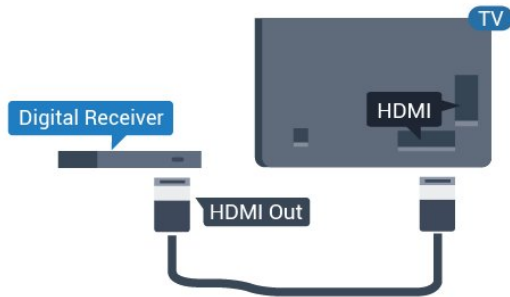
6.3

Receiver – Set-Top-Box

Schließen Sie die Antenne mit zwei Antennenkabeln an die Set-Top-Box (einen Digitalreceiver) und den Fernseher an.



Zusätzlich zu den Antennenverbindungen benötigen Sie ein HDMI-Kabel zum Anschließen der Set-Top-Box an den Fernseher.



6.4

Home Entertainment-System – HES

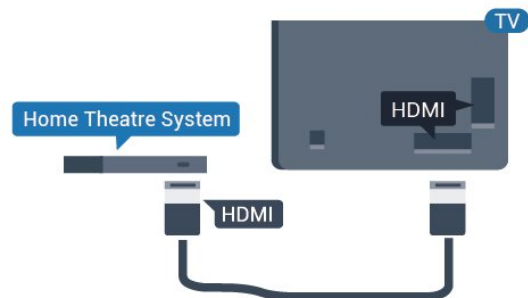
Verbinden mit HDMI ARC

Schließen Sie ein Home Entertainment-System (HES) über ein HDMI-Kabel an den Fernseher an. Sie können einen Philips SoundBar oder ein HES mit einem integrierten Disc-Player anschließen.

HDMI ARC

Wenn Ihr Home Entertainment-System über einen HDMI ARC-Anschluss verfügt, können Sie einen beliebigen HDMI-Anschluss am Gerät zum Verbinden verwenden. Mit HDMI ARC müssen Sie kein separates Audiokabel anschließen. Über HDMI ARC werden sowohl Video- als auch Audiosignale übertragen.

Alle HDMI-Anschlüsse am Fernseher können das ARC-Signal (Audio Return Channel) übertragen. Sobald Sie das Home Entertainment-System angeschlossen haben, kann der Fernseher das ARC-Signal jedoch nur an diesen HDMI-Anschluss senden.



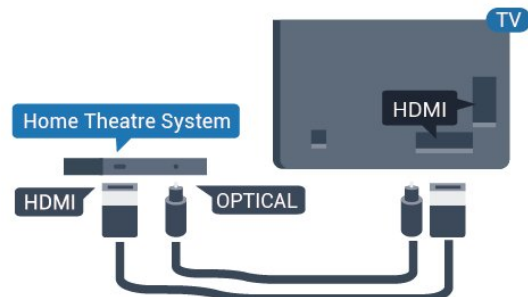
Audio-Video-Synchronisierung (Sync)

Wenn der Ton nicht dem Video auf dem Bildschirm entspricht, können Sie bei den meisten Home Entertainment-Systemen mit Disc-Player eine Verzögerung einstellen, um Ton und Video aneinander anzupassen.

Verbinden mit HDMI

Schließen Sie ein Home Entertainment-System (HES) über ein HDMI-Kabel an den Fernseher an. Sie können einen Philips SoundBar oder ein HES mit einem integrierten Disc-Player anschließen.

Wenn das Home Entertainment-System keinen HDMI ARC-Anschluss aufweist, verwenden Sie ein optisches Audiokabel (Toslink), um den Ton des Fernsehers an das Home Entertainment-System zu übertragen.



Audio-Video-Synchronisierung (Sync)

Wenn der Ton nicht dem Video auf dem Bildschirm entspricht, können Sie bei den meisten Home Entertainment-Systemen mit Disc-Player eine Verzögerung einstellen, um Ton und Video aneinander anzupassen.

6.5

Smartphones und Tablets

Zur Verbindung eines Smartphones oder Tablets mit dem Fernseher können Sie eine kabellose oder kabelgebundene Verbindung verwenden.

Kabellos

Wenn Sie die Verbindung kabellos durchführen möchten, laden Sie die Philips TV Remote App von Ihrer bevorzugten App-Plattform auf das Smartphone bzw. Tablet herunter.

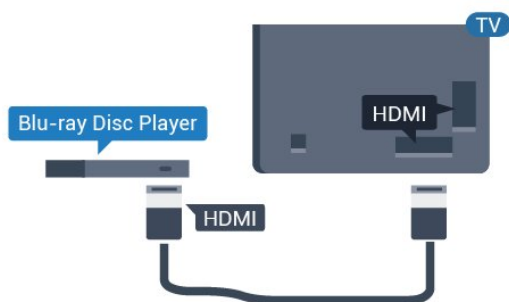
Kabelgebunden

Wenn Sie eine kabelgebundene Verbindung durchführen möchten, verwenden Sie den HDMI 1 MHL-Anschluss auf der Rückseite des Fernsehers.

6.6

Blu-ray Disc-Player


Verbinden Sie den Blu-ray Disc-Player über ein High Speed-HDMI-Kabel mit dem Fernseher.

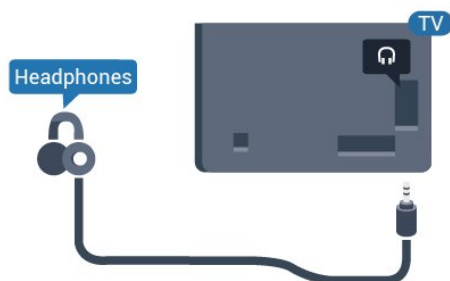


Wenn der Blu-ray Disc-Player über EasyLink HDMI-CEC verfügt, können Sie den Player mit der Fernbedienung des Fernsehers steuern.

6.7

Kopfhörer

Sie können Kopfhörer an der Rückseite des Fernsehers am Anschluss  anschließen. Dies ist ein Anschluss für einen 3,5 mm Miniklinkenstecker. Sie können die Lautstärke der Kopfhörer getrennt einstellen.

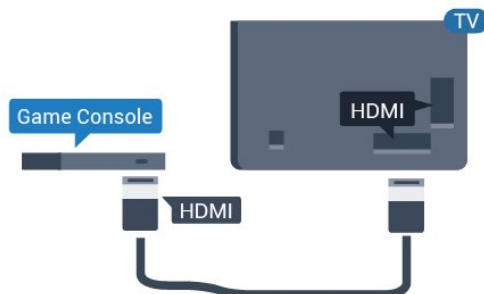


6.8

Spielekonsole

HDMI

Beste Qualität erzielen Sie, wenn Sie ein High Speed-HDMI-Kabel zum Anschließen der Spielkonsole an den Fernseher verwenden.



6.9

USB-Flashlaufwerk



Sie können Fotos, Musik oder Videos von einem angeschlossenen USB-Flashlaufwerk wiedergeben.




Stecken Sie ein USB-Flashlaufwerk in einen der USB-Anschlüsse des eingeschalteten Fernsehers.




Der Fernseher erkennt das Flashlaufwerk und öffnet eine Liste mit dessen Inhalten.

Wenn die Inhaltsliste nicht automatisch angezeigt wird...

Profimodus AUS – Drücken Sie  Home, und wählen Sie  Apps gefolgt von  Quellen. Wählen Sie USB aus, und drücken Sie OK.

Profimodus Ein – Drücken Sie  Home, und wählen Sie TV-Sender  gefolgt von  SOURCES. Wählen Sie USB aus, und drücken Sie OK.

Um die Wiedergabe der Inhalte auf dem USB-Flashlaufwerk zu beenden, drücken Sie , oder wählen Sie eine andere Aktivität aus.

Wenn Sie das USB-Flashlaufwerk vom Fernseher trennen möchten, können Sie es jederzeit herausziehen.

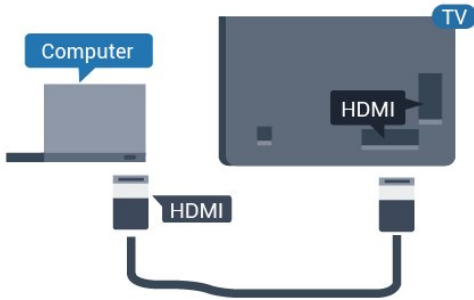
Computer

Verbinden

Sie können Ihren Computer an den Fernseher anschließen, und den Fernseher als Computerbildschirm verwenden.

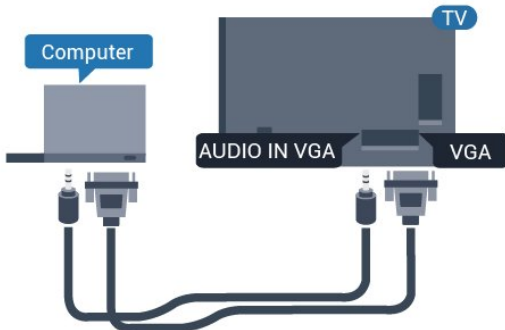
Über HDMI

Verbinden Sie den Computer über ein HDMI-Kabel mit dem Fernseher.



Mit VGA (6014U)

Verwenden Sie ein VGA-Kabel zum Anschließen des Computers an den Fernseher und ein Audiokabel (Miniklinkenbuchse 3,5 mm) für den AUDIO-EINGANG VGA an der Rückseite des Fernsehers.



Ideale Einstellung

Bei der Verbindung eines Computers sollten Sie dem Anschluss, an den der Computer angeschlossen ist, den richtigen Gerätetyp im Menü "Quelle" zuzuweisen. Wenn Sie im Menü Quelle zu **Computer** wechseln, wird der Fernseher automatisch auf die ideale Computer-Einstellung eingestellt.

So legen Sie auf dem Fernseher die ideale Einstellung fest:

Profimodus AUS – Drücken Sie Home. Drücken Sie (nach unten), wählen Sie **Einstellungen**, und drücken Sie **OK**.

Wählen Sie **Bild** aus, und drücken Sie (rechts), um

das Menü zu öffnen. Wählen Sie **Bildeinstellung** > **Computer**, und drücken Sie **OK**.

Wählen Sie **Ein** oder **Aus**, und drücken Sie **OK**.

Drücken Sie gegebenenfalls mehrmals , um das Menü zu schließen.

Profimodus EIN – Drücken

Sie Home > Mehr > Einstellungen > Bild. Drücken Sie **OK**.

Wählen Sie **Bildeinstellung** > **Computer**, und drücken Sie **OK**.

Wählen Sie **Ein** oder **Aus**, und drücken Sie **OK**.

Drücken Sie gegebenenfalls mehrmals , um das Menü zu schließen.

(Informationen zum Profimodus finden Sie in der Installationsanleitung)

Videos, Fotos und Musik

Über eine USB-Verbindung

Sie können Ihre Fotos, Musik oder Videos von einem angeschlossenen USB-Flashlaufwerk oder eine USB-Festplatte wiedergeben.

Schließen Sie bei eingeschaltetem Fernseher ein USB-Flashlaufwerk oder eine USB-Festplatte an einen der USB-Anschlüsse an. Das Gerät wird vom Fernseher erkannt, und eine Liste Ihrer Mediendateien wird angezeigt.

Wenn die Liste der Dateien nicht automatisch angezeigt wird:

- 1 - Drücken Sie **≡** SENDER und wählen Sie **📺** Quellen.
- 2 - Wählen Sie **📺 Medien** und drücken Sie **OK**.
- 3 - Sie können Ihre Dateien in der Ordnerstruktur auf dem Laufwerk durchsuchen.
- 4 - Zum Stoppen der Wiedergabe von Videos, Fotos und Musik drücken Sie **⏸**.

Wiedergeben Ihrer Videos

Wiedergeben von Videos

Öffnen eines Videoordners

- 1 - Drücken Sie **≡** SENDER und wählen Sie **📺** Quellen.
- 2 - Wählen Sie **📺 Medien** und **📺 Videos**, und drücken Sie dann **OK**.

Um zurück zum Ordner zu wechseln, drücken Sie **←**

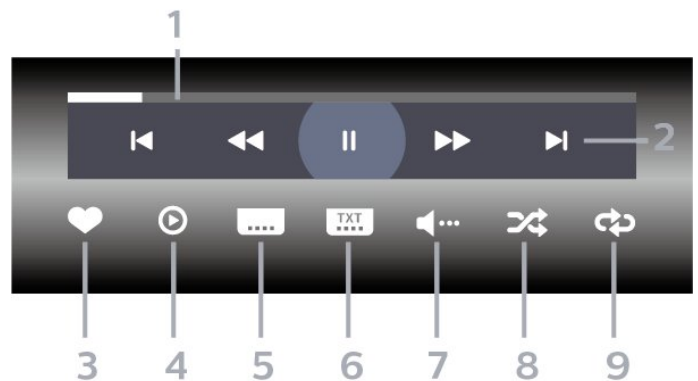
Wiedergeben eines Videos

- 1 - Drücken Sie **≡** SENDER und wählen Sie **📺** Quellen.
- 2 - Wählen Sie **📺 Medien** und **📺 Videos**, und drücken Sie dann **OK**.
- 3 - Wählen Sie eines der Videos aus. Durch Drücken von **🔴** **Alle wiedergeben** können Sie alle Dateien im Ordner wiedergeben, oder drücken Sie **🟢** **Als Favoriten markieren**, um das ausgewählte Video zum Favoritenmenü hinzuzufügen – **♥** **Favoriten**.

Um das Video zu unterbrechen, drücken Sie **OK**. Drücken Sie **OK** erneut, um die Wiedergabe fortzusetzen.

Steuerleiste

Um die Steuerleiste ein- oder auszublenden, wenn ein Video abgespielt wird, drücken Sie **OK**.



- 1 - Fortschrittsanzeige
- 2 - Steuerleiste für die Wiedergabe
 - **⏪**: Zum vorherigen Video in einem Ordner springen
 - **⏩**: Zum nächsten Video in einem Ordner springen
 - **⏮**: Rücklauf
 - **⏭**: Schnellvorlauf
 - **⏸**: Pausieren der Wiedergabe

- 3 - Als Favorit markieren
- 4 - Wiedergeben aller Videos
- 5 - Untertitel: Ein- oder Ausschalten der Untertitel und Aus- oder Einschalten der Untertitel bei einer Tonunterbrechung
- 6 - Untertitelsprache: Wählen Sie eine Untertitelsprache aus (nicht verfügbar für den Profimodus EIN).
- 7 - Audiosprache: Auswählen einer Audiosprache
- 8 - Zufallswiedergabe: Wiedergeben Ihrer Dateien in zufälliger Reihenfolge
- 9 - Wiederholen: Einmaliges oder wiederholtes Wiedergeben aller Videos in diesem Ordner

Videooptionen





Drücken Sie während der Videowiedergabe **+** **OPTIONS**, wählen Sie **Info**, und drücken Sie **OK**, um...

- **Als Favorit markieren** – Die ausgewählten Videos werden als Favorit eingerichtet.
- **Alle wdg.** – Alle Videodateien in diesem Ordner werden wiedergegeben.
- **Untertitel** – Für die Untertitel können Sie die Einstellungen **Ein**, **Aus** oder **Ein +** **Tonunterbrechung** festlegen.
- **Audiosprache** – Wählen Sie, sofern verfügbar, eine Audiosprache aus.
- **Shuffle** – Ihre Dateien werden in zufälliger Reihenfolge wiedergegeben.
- **Wiederholen** – Alle Videos in diesem Ordner werden einmal oder wiederholt wiedergegeben.








Anzeigen Ihrer Fotos

Anzeigen von Fotos

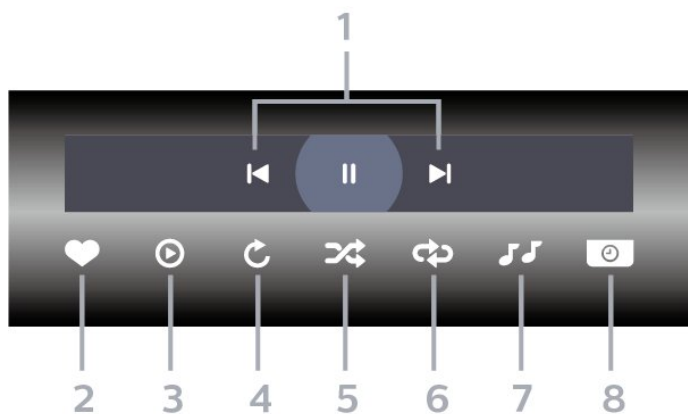
Öffnen eines Fotoordners




- 1 - Drücken Sie  CHANNELS und wählen Sie  Quellen.
- 2 - Wählen Sie  Medien und  Fotos, und drücken Sie dann OK.

Anzeigen von Fotos

- 1 - Drücken Sie  SENDER und wählen Sie  Quellen.
- 2 - Wählen Sie  Medien und  Fotos, und drücken Sie dann OK.
- 3 - Wählen Sie Fotos aus, und wählen Sie eines der Fotos aus. Durch Drücken von  Diashow können Sie alle Dateien im Ordner wiedergeben, oder drücken Sie  Favorit markieren, um das ausgewählte Foto zum Favoritenmenü hinzuzufügen –  Favoriten.

Steuerleiste



- 1 - Steuerleiste für die Wiedergabe
 - : Zum vorherigen Foto in einem Ordner springen
 - : Zum nächsten Foto in einem Ordner springen
 - : Pausieren der Diashow-Wiedergabe
- 2 - Als Favorit markieren
- 3 - Starten einer Diashow
- 4 - Drehen des Fotos
- 5 - Zufallswiedergabe: Wiedergeben Ihrer Dateien in zufälliger Reihenfolge
- 6 - Wiederholen: Einmaliges oder wiederholtes Wiedergeben aller Fotos in diesem Ordner
- 7 - Beenden der Musikwiedergabe im Hintergrund (nicht verfügbar im Profimodus EIN)
- 8 - Bestimmen der Geschwindigkeit der Diashow

Fotooptionen





Drücken Sie während der Videowiedergabe  OPTIONS, wählen Sie Info und drücken Sie OK, um...

- Als Favorit markieren
- Starten einer Diashow
- Drehen des Fotos
- Zufallswiedergabe: Wiedergeben Ihrer Dateien in zufälliger Reihenfolge
- Wiederholen: Einmaliges oder wiederholtes Wiedergeben aller Fotos in diesem Ordner
- Beenden der Musikwiedergabe im Hintergrund (nicht verfügbar im Profimodus EIN)
- Bestimmen der Geschwindigkeit der Diashow







Wiedergeben Ihrer Musik

Geben Sie Musik wieder

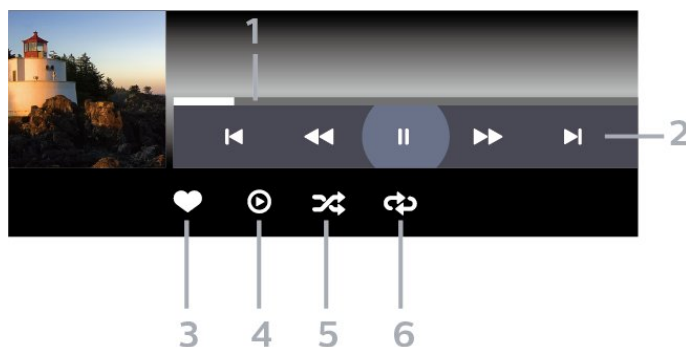
Musikordner öffnen

- 1 - Drücken Sie  CHANNELS und wählen Sie  Quellen.
- 2 - Wählen Sie  Medien und  Musik, und drücken Sie dann OK.

Musik wiedergeben

- 1 - Drücken Sie  CHANNELS und wählen Sie  Quellen.
- 2 - Wählen Sie  Medien und  Musik, und drücken Sie dann OK.
- 3 - Sie können durch Drücken von  Favorit markieren den Musikordner zum Favoritenmenü hinzufügen –  Favoriten.
- 4 - Über die Klassifizierung können Sie Musiktitel ganz einfach finden: Genres, Künstler, Alben, Tracks.

Steuerleiste



- 1 - Fortschrittsanzeige
- 2 - Steuerleiste für die Wiedergabe
 - : Zum vorherigen Musiktitel in einem Ordner

springen

- ►: Zum nächsten Musiktitel in einem Ordner

springen

◀◀: Rücklauf

▶▶: Schnellvorlauf

||: Pausieren der Wiedergabe

3 - Als Favorit markieren

4 - Wiedergeben aller Musiktitel

5 - Zufallswiedergabe: Wiedergeben Ihrer Dateien in zufälliger Reihenfolge

6 - Wiederholen: Einmaliges oder wiederholtes Wiedergeben aller Musiktitel in diesem Ordner

Musikoptionen

Drücken Sie während der Musikwiedergabe auf **+** **OPTIONS**, und wählen Sie **Info** gefolgt von **OK**, um...

• Als Favorit markieren

• Wiedergeben aller Musiktitel

• Zufallswiedergabe: Wiedergeben Ihrer Dateien in zufälliger Reihenfolge


• Wiederholen: Einmaliges oder wiederholtes

Wiedergeben aller Musiktitel in diesem Ordner

TV-Guide

Verwenden des TV-Guide

Öffnen des TV-Guide

Um den TV-Guide zu öffnen, drücken Sie  **TV-GUIDE** . Der TV-Guide zeigt die Sender des ausgewählten Tuners an.

Drücken Sie zum Beenden erneut  **TV GUIDE** .

Wenn Sie den TV-Guide das erste Mal öffnen, durchsucht der Fernseher alle Sender nach Programminformationen. Dies kann einige Minuten dauern. Die Daten des TV-Guide werden auf dem Fernseher gespeichert.



Spiele

Spiele



Von einer Spielkonsole


So starten Sie ein Spiel über eine Spielkonsole:

Schalten Sie die Spielkonsole ein.

Profimodus AUS – Drücken Sie  Home, und wählen Sie  Apps. Wählen Sie Quellen, und drücken Sie OK.



Starten Sie das Spiel.


Drücken Sie wiederholt  BACK oder drücken Sie  EXIT, oder beenden Sie die App mit der zugehörigen Schaltfläche zum Beenden/Stoppen.

Drücken Sie zur Anzeige weiterer Informationen zum Verbinden einer Spielkonsole in der **Hilfe** die Farbtaste  Suchbegriffe , und öffnen Sie **Spielkonsole, Anschließen**.

Profimodus EIN – Drücken Sie  SOURCES und wählen Sie eine Spielekonsole oder den Namen der Verbindung.

Starten Sie das Spiel.

Drücken Sie wiederholt  BACK oder drücken Sie  EXIT, oder beenden Sie die App mit der zugehörigen Schaltfläche zum Beenden/Stoppen.



Drücken Sie zur Anzeige weiterer Informationen zum Verbinden einer Spielkonsole in der **Hilfe** die Farbtaste  Suchbegriffe , und öffnen Sie **Spielkonsole, Anschließen**.



Durch Apps

So starten Sie ein Spiel über eine Spiele-App:

Profimodus Aus – Drücken Sie  Home, und wählen Sie  Apps gefolgt von Google Play Games.



Melden Sie sich bei Ihrem Google-Konto an, und starten Sie ein Spiel.

Drücken Sie wiederholt  BACK, oder drücken Sie  EXIT, oder beenden Sie die App mit der zugehörigen Schaltfläche zum Beenden/Stoppen.

Profimodus EIN – Drücken Sie  Home. Wählen Sie  Spiele.

Melden Sie sich bei Ihrem Google-Konto an, und

starten Sie ein Spiel.






Drücken Sie wiederholt  BACK, oder drücken Sie  EXIT, oder beenden Sie die App mit der zugehörigen Schaltfläche zum Beenden/Stoppen.

Professional-Menü-App






Info zur Professional-Menü-App

In der Professional-Menü-App können Sie alle Aktivitäten starten, die sich über den Fernseher ausführen lassen.

Der linke Teil der Professional-Menü-App ist in Zeilen organisiert...

- Empfohlen 
- Fernsehsender 
- Cast 
- Spiele 
- Mehr 



Der obere rechte Teil der Professional-Menü-App ist in Zeilen angeordnet.

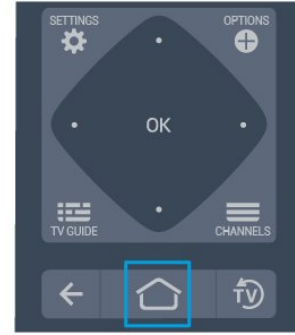
- Konto verwalten
- Nachrichten  (Dies ist eine optionale Funktion, die von den internen Einstellungen des Hotels abhängig ist.)
- Rechnung  (Dies ist eine optionale Funktion, die von den internen Einstellungen des Hotels abhängig ist.)
- Einstellen des Alarms 
- Wetter 
- Menüsprache 
- Aktuelle Zeit

Professional-Menü-App öffnen

Profimodus AUS - Siehe Kapitel "Android TV-Startbildschirm".

Profimodus EIN - Zum Öffnen der Professional-Menü-App und Öffnen eines Elements...




- 1 - Öffnen Sie die Professional-Menü-App durch Drücken von Home .
- 2 - Wählen Sie mit den Pfeiltasten eine Aktivität aus, und drücken Sie OK, um die Aktivität zu starten.
- 3 - Um die Professional-Menü-App ohne Änderung der aktuellen Aktivität zu schließen, drücken Sie .



Wenn Sie die Professional-Menü-App öffnen, wird die im Hintergrund ausgeführte Anwendung/Inhaltswiedergabe angehalten. Wählen Sie zum Fortsetzen die Anwendung bzw. den Inhalt über die Professional-Menü-App aus.

Empfohlen

So öffnen Sie die Professional-Menü-App und den Befehl Empfohlen...





- 1 - Öffnen Sie die Professional-Menü-App.
- 2 - Wählen Sie **Empfohlen** , und drücken Sie **OK**, um es zu öffnen oder zu starten.
- 3 - Wählen Sie  **Empfohlene Fernsehsender**. Wählen Sie einen Sender aus der Liste und drücken Sie OK.
- 4 - Wählen Sie  **Apps**. Wählen Sie aus der Liste eine App und drücken Sie die Taste OK.

Fernsehsender

Senderlisten

Informationen zu Senderlisten

Nach der Senderinstallation werden alle Sender in der Senderliste angezeigt. Sender werden mit Name und Logo angezeigt, sofern diese Informationen verfügbar sind.

Wenn eine Senderliste ausgewählt ist, können Sie mit den Pfeiltasten  (nach oben) oder  (nach unten) einen Sender auswählen. Drücken Sie dann **OK**, um den ausgewählten Sender anzusehen. Sie können mit den Tasten  oder  nur die in dieser Liste enthaltenen Sender einschalten.

Radiosender

Wenn digitale Sendungen verfügbar sind, werden während der Installation auch digitale Radiosender installiert. Sie können wie bei Fernsehprogrammen zwischen Radiosendern wechseln.

Öffnen einer Senderliste

So öffnen Sie die aktuelle Senderliste:

1. Drücken Sie **TV**, um zum Fernsehen zu wechseln.
2. Drücken Sie **≡ CHANNELS**, um die aktuelle Senderliste zu öffnen. Wählen Sie **≡ Alle Sender**, um sowohl Fernseh- als auch Radiosender anzuzeigen. Wählen Sie **TV**, um nur TV-Sender anzuzeigen. Wählen Sie **➡**, um nur Radiosender anzuzeigen.
3. Drücken Sie **≡ CHANNELS** erneut, um die Senderliste zu schließen.

Anzeigen von Sendern

Einschalten eines Senders

Um Fernsehsender anzuzeigen, drücken Sie **TV**. Der Fernseher schaltet automatisch auf den Sender, den Sie zuletzt gesehen haben.

Umschalten der Sender

- Um zwischen den Sendern umzuschalten, drücken Sie **≡ +** oder **≡ -**.

Vorheriger Sender

- Wenn Sie zurück zum zuvor wiedergegebenen Sender wechseln möchten, drücken Sie **← BACK**.

Senderliste

Drücken Sie beim Fernsehen die Taste **≡**, um die Senderliste zu öffnen.

Senderoptionen

Öffnen der Optionen

Beim Fernsehen können Sie einige Optionen festlegen.

Je nach Art des wiedergegebenen Senders (analog oder digital) bzw. je nach Fernseheneinstellungen stehen unterschiedliche Optionen zur Verfügung.

So öffnen Sie das Optionsmenü:

- 1 - Drücken Sie während der Senderwiedergabe **+** **OPTIONS**.
- 2 - Drücken Sie zum Beenden erneut **+** **OPTIONS**.

10.5

Fernsehsender

Senderlisten

Informationen zu Senderlisten

Nach der Senderinstallation werden alle Sender in der Senderliste angezeigt. Sender werden mit Name und Logo angezeigt, sofern diese Informationen verfügbar sind.

Wenn eine Senderliste ausgewählt ist, können Sie mit den Pfeiltasten **▲** (nach oben) oder **▼** (nach unten) einen Sender auswählen. Drücken Sie dann **OK**, um den ausgewählten Sender anzusehen. Sie können mit den Tasten **≡ +** oder **≡ -** nur die in dieser Liste enthaltenen Sender einschalten.

Radiosender

Wenn digitale Sendungen verfügbar sind, werden während der Installation auch digitale Radiosender installiert. Sie können wie bei Fernsehprogrammen zwischen Radiosendern wechseln.

Öffnen einer Senderliste

So öffnen Sie die aktuelle Senderliste:

1. Drücken Sie **TV**, um zum Fernsehen zu wechseln.
2. Drücken Sie **≡ CHANNELS**, um die aktuelle Senderliste zu öffnen. Wählen Sie **≡ Alle Sender**, um sowohl Fernseh- als auch Radiosender anzuzeigen. Wählen Sie **TV**, um nur TV-Sender anzuzeigen. Wählen Sie **➡**, um nur Radiosender anzuzeigen.
3. Drücken Sie **≡ CHANNELS** erneut, um die Senderliste zu schließen.

Anzeigen von Sendern

Einschalten eines Senders

Um Fernsehsender anzuzeigen, drücken Sie **TV**. Der Fernseher schaltet automatisch auf den Sender, den Sie zuletzt gesehen haben.

Umschalten der Sender

- Um zwischen den Sendern umzuschalten, drücken Sie **≡ +** oder **≡ -**.

Vorheriger Sender

Wenn Sie zurück zum zuvor wiedergegebenen Sender wechseln möchten, drücken Sie **← BACK**.

Senderliste

Drücken Sie beim Fernsehen die Taste , um die Senderliste zu öffnen.



Senderoptionen

Öffnen der Optionen

Beim Fernsehen können Sie einige Optionen festlegen.

Je nach Art des wiedergegebenen Senders (analog oder digital) bzw. je nach Fernsehereinstellungen stehen unterschiedliche Optionen zur Verfügung.

So öffnen Sie das Optionsmenü:

- 1 - Drücken Sie während der Senderwiedergabe  **OPTIONS**.
- 2 - Drücken Sie zum Beenden erneut  **OPTIONS**.

10.6

Google Cast

Was Sie benötigen

Wenn eine Anwendung auf Ihrem Mobilgerät über Google Cast verfügt, können Sie Ihre App auf diesem Fernseher wiedergeben. Suchen Sie in der mobilen App nach dem Google Cast-Symbol. Sie können mit Ihrem Mobilgerät steuern, was auf dem Fernseher angezeigt werden soll. Google Cast funktioniert unter Android und iOS.

Ihr Mobilgerät muss mit dem gleichen WiFi-Heimnetzwerk wie Ihr Fernseher verbunden sein.

Apps mit Google Cast

Neue Google Cast-Apps erscheinen täglich. Sie können diese Funktion bereits mit YouTube, Chrome, Netflix, Photowall ... oder Big Web Quiz für Chromecast ausprobieren. Siehe auch: google.com/cast

Einige Google Play-Produkte und -Funktionen sind nicht in allen Ländern verfügbar.

Weitere Informationen finden Sie unter support.google.com/androidtv

Wiedergeben von Inhalten auf dem Fernseher

So geben Sie eine App auf dem Fernsehbildschirm wieder:

So öffnen Sie die Professional-Menü-App und den Befehl Cast...

- 1 - Öffnen Sie die Professional-Menü-App.

2 - Wählen Sie **Cast** , und drücken Sie **OK**, um es zu öffnen oder zu starten.

3 - Verbinden Sie das Smartphone über Wi-Fi Direct mit dem Fernseher (scannen Sie den QR-Code oder verwenden Sie die WiFi-SSID und das Passwort). Öffnen Sie eine App, die Google Cast unterstützt.

4 - Tippen Sie auf das Google Cast-Symbol.


5 - Wählen Sie den Fernseher aus, auf dem Sie die Wiedergabe durchführen möchten.

6 - Drücken Sie auf Ihrem Smartphone oder Tablet "Wiedergabe". Ihre Auswahl sollte nun auf dem Fernseher wiedergegeben werden.

10.7

Spiele

So öffnen Sie die Professional-Menü-App und die Spiele...

- 1 - Öffnen Sie die Professional-Menü-App.
- 2 - Wählen Sie **Spiele** , und drücken Sie **OK**.






Ideale Spieleinstellung

Für einige Spiele, bei denen Geschwindigkeit und Präzision wichtig sind, können Sie den Fernseher vor Beginn des Spiels mit den idealen Einstellungen für **Spiele** einrichten.

Wenn Ihre Spielkonsole als Gerät des Typs **Spiel** im Quellenmenü (Liste aller Anschlüsse) hinzugefügt wurde, werden am Fernseher automatisch die idealen Spieleinstellungen vorgenommen.

Wenn für die Spielkonsole der Typ **Player** festgelegt wurde und Sie sie die meiste Zeit als Disc-Player verwenden, sollten Sie die Einstellung **Player** nicht ändern.



So stellen Sie die idealen Einstellungen manuell auf dem Fernseher ein: . . .

- 1 - Wählen Sie  Home >  Mehr >  Einstellungen >  Bild > Bildeinstellung.
- 2 - Wählen Sie **Spiel**, und drücken Sie die Taste **OK**.
- 3 - Drücken Sie gegebenenfalls mehrmals , um das Menü zu beenden. Achten Sie darauf, die Einstellung "Spiel" oder "Computer" wieder auf Aus zu setzen, wenn Sie mit dem Spielen fertig sind.

10.8

Mehr

So öffnen Sie die Professional-Menü-App und Mehr...

- 1 - Öffnen Sie die Professional-Menü-App.
- 2 - Wählen Sie  Mehr aus, und drücken Sie **OK**, um es zu öffnen oder zu starten.
- 3 - Wählen Sie  Einstellungen.

• Bild 

Wechseln Sie zwischen den Bildvoreinstellungen. Es gibt ideale Einstellungen für die Wiedergabe von Filmen oder Fotos usw.

• Ton 

Wechselt zwischen den voreingestellten Toneinstellungen. Es gibt ideale Einstellungen für Filme, Musik oder Spiele.

• Bildformat 


Wählen Sie für den Bildschirm ein passendes Bildformat aus.

• Menüsprache 

Wählen Sie Ihre Sprache aus, und drücken Sie OK.

4 - Wählen Sie  Funktionen, und drücken Sie OK.


• Einstellen des Alarms 


Am Fernseher kann ein Alarm eingestellt werden. Der Fernseher kann sich zu einer festgelegten Weckzeit einschalten. Legen Sie alternativ die Alarmzeit fest, indem Sie die Taste  auf der Fernbedienung drücken.


• Sleep-Timer 

Mit dem Schieberegler können Sie den Sleeptimer in Schritten von 5 Minuten auf bis zu 180 Minuten einstellen. Wenn Sie ihn auf 0 Minuten einstellen, ist der Sleeptimer ausgeschaltet. Sie können den Fernseher jederzeit früher ausschalten oder die Zeit während des Countdowns zurücksetzen.

• Wetter 

Anzeige der beobachteten Temperatur, enthält 5-Tages-Wettervorhersage für den aktuellen Standort. Legen Sie alternativ die Alarmzeit fest, indem Sie die Taste  auf der Fernbedienung drücken.

5 - Wählen Sie **Persönlich**  und drücken Sie OK.

• Rechnung : Der Hotelgast kann während seines Aufenthalts seine Hotelrechnung einsehen. (Nur im Profimodus EIN.)

• Nachrichten 

Gäste werden benachrichtigt, wenn neue Nachrichten vom Hotel auf dem Fernseher eingehen. (Nur im Profimodus EIN.)

• Nachrichtenanzeige 

Anzeige von Benachrichtigungen ändern. (Nur im Profimodus EIN.)

• Konto verwalten 

Stellen Sie bei der Anmeldung beim Google-Konto über Telefon oder Laptop sicher, dass das Telefon oder der Laptop mit demselben Netzwerk wie der Fernseher verbunden ist, und geben Sie dann den auf dem Fernseher angezeigten Code ein, um die Anmeldung abzuschließen. Der Gast kann sich auch mit der E-Mail-Adresse und dem Passwort eines Google-Kontos anmelden.

• Verlauf löschen 

Löschen aller persönliche Anmeldedaten von allen Anwendungen (beim Auschecken aus dem Hotel werden alle Daten automatisch gelöscht, nur im Profimodus EIN)

10.9


Professional Settings

Bildeinstellung

Auswählen einer Einstellung

Drücken Sie  Home >  Mehr >  Einstellungen >  Bild > Bildeinstellung.

Zur einfachen Anpassung des Bildes können Sie eine vordefinierte Bildeinstellung auswählen.




- Persönlich – Die Bildooptionen, die Sie beim ersten Öffnen ausgewählt haben
- Lebhaft – Ideal für die Wiedergabe bei Tageslicht
- Natürlich – Natürliche Bildeinstellungen
-  Standard – Die energieeffizienteste Einstellung – Werksvoreinstellung
- Film – Ideal für die Wiedergabe von Filmen
- Spiel – Ideal für Spiele
- Computer – Ideal für den Anschluss an den Computer

Bildformat

Bildformat wählen

Wenn das Bild nicht den gesamten Bildschirm ausfüllt, wenn schwarze Streifen oben oder unten oder an den Seiten angezeigt werden, können Sie das Bild so anpassen, dass der Bildschirm vollständig ausgefüllt wird.

So wählen Sie eine der Basiseinstellungen zum Ausfüllen des Bildschirms aus:





Drücken Sie  Home >  Mehr >  Einstellungen >  Bildformat.

Die folgenden Formate stehen je nach Bild auf dem Bildschirm zur Verfügung.

- • Breitbild
- Bildschirm ausfüllen
- Vollbild
- • Nicht skaliert

Toneinstellung

Auswählen einer Einstellung

Drücken Sie  Home >  Mehr >  Einstellungen >  Ton > Toneinstellung.

Zur einfachen Anpassung des Tons können Sie über "Toneinstellung" eine vordefinierte Einstellung auswählen.

- Persönlich – Ihre persönliche Auswahl, die Sie unter "Bild + Ton personalisieren" getroffen haben

- Original – Die neutralste Toneinstellung
- Film – Ideal für die Wiedergabe von Filmen
- Musik – Ideal für die Wiedergabe von Musik
- Spiel – Ideal für Spiele
- Nachrichten – Ideal für Nachrichten/Dokumentationen

Sprache

Ändern der Sprache des TV-Menüs und der Meldungen

Drücken Sie Home > Mehr > Einstellungen > Menüsprache.

Wählen Sie Ihre Sprache aus, und drücken Sie **OK**.

Energiespareinstellungen

Ausschalten des Bildschirms, um Energie zu sparen

Drücken Sie Home > Mehr > Funktionen > Sleep-Timer > Bild ausgeschaltet.

Wenn Sie auf Ihrem Fernseher nur Musik hören, können Sie den Fernsehbildschirm ausschalten. Nur der Fernsehbildschirm wird ausgeschaltet. Um den Bildschirm wieder einzuschalten, drücken Sie eine beliebige Taste der Fernbedienung.

Einstellen des Ausschalt-Timers

Drücken Sie Home > Mehr > Funktionen > Sleep-Timer > Sleep-Timer.

Drücken Sie den Pfeil (nach oben) oder (nach unten), um den Wert anzupassen. Beim Wert 0 (Aus) wird das automatische Ausschalten deaktiviert.

Wenn Sie "Ausschalt-Timer" auswählen, schaltet sich der Fernseher automatisch aus, um Energie zu sparen.

* Der Fernseher schaltet sich aus, wenn ein Fernsehsignal empfangen wird, Sie aber innerhalb von vier Stunden keine Taste auf der Fernbedienung drücken.

* Der Fernseher schaltet sich aus, wenn kein Fernsehsignal empfangen wird und innerhalb von 10 Minuten keine Taste auf der Fernbedienung gedrückt wird.

* Wenn Sie den Fernseher als Monitor nutzen oder zum Fernsehen einen Digitalreceiver verwenden (eine Set-Top-Box, STB) und die Fernbedienung des Fernsehers nicht zum Einsatz kommt, deaktivieren Sie das automatische Ausschalten, indem Sie den Wert auf 0 setzen.

10.10

Google-Konto

Anmelden

Um alle Funktionen Ihres Philips Android TV zu genießen, können Sie sich mit Ihrem Google-Konto bei Google anmelden.

Durch die Anmeldung können Sie Ihre Lieblingsspiele auf dem Telefon, Tablet und Fernseher spielen. Sie erhalten außerdem auf dem TV-Startbildschirm maßgeschneiderte Video- und Musikempfehlungen sowie Zugriff auf YouTube, Google Play und andere Apps.

Verwenden Sie Ihr bestehendes **Google-Konto**, um sich auf Ihrem Fernseher bei Google anzumelden. Ein Google-Konto besteht aus einer E-Mail-Adresse und einem Kennwort. Wenn Sie noch kein Google Konto haben, verwenden Sie Ihren Computer oder Ihr Tablet, um eines zu erstellen (accounts.google.com). Wenn Sie sich bei der Ersteinrichtung des Fernsehers nicht angemeldet haben, können Sie das jederzeit später nachholen.

Anmelden

Drücken Sie > Öffnen Sie den Bildschirm der Professional-Menü-App.

Wählen Sie oben rechts im Bildschirm der Professional-Menü-App die Option "Konto verwalten" aus, und drücken Sie **OK**. Geben Sie über die Bildschirmtastatur Ihre E-Mail-Adresse und Ihr Passwort ein, und drücken Sie zum Anmelden dieselbe **OK**-Taste.

Android TV-Home-Bildschirm

11.1

Informationen zum Android TV-Home-Bildschirm

Um von allen Vorteilen, die Ihr Android-Fernseher bietet, profitieren zu können, ist eine Verbindung des Fernsehers mit dem Internet erforderlich.

Wie auf Ihrem Android-Smartphone oder -Tablet ist der Startbildschirm die Steuerzentrale des Fernsehers. Über den Startbildschirm können Sie entscheiden, was Sie sehen möchten, indem Sie Unterhaltungsmöglichkeiten in der App und im Live-TV durchsuchen. Ihre Startseite verfügt über Sender, mit denen Sie tolle Inhalte aus Ihren Lieblings-Apps entdecken können. Sie können auch weitere Kanäle hinzufügen oder neue Apps suchen, um noch mehr Inhalte zu nutzen.

11.2

Öffnen des Android TV-Home-Bildschirms

Profimodus EIN - siehe Installationshandbuch.

Profimodus AUS - So öffnen Sie den Android TV-Home-Bildschirm und öffnen ein Element...

1 - Drücken Sie die Taste Menü, navigieren Sie zu "Philips Collection", und drücken Sie dann OK.

2 - Wählen Sie mit den Pfeiltasten eine Aktivität aus, und drücken Sie OK, um die Aktivität zu starten.

3 - Um das die Home-Menü ohne Änderung der aktuellen Aktivität zu schließen, drücken Sie ←.



Wenn Sie den Android TV-Home-Bildschirm öffnen, wird die im Hintergrund ausgeführte Anwendung/Inhaltswiedergabe angehalten. Wählen Sie zum Fortsetzen die Anwendung bzw. den Inhalt über den Android TV-Home-Bildschirm aus.

11.3

Android-TV-Einstellungen

Bild

Bildeinstellungen

Bildeinstellung

Auswählen einer Einstellung

Drücken Sie > Einstellungen > Bild > Bildeinstellung.

Zur einfachen Anpassung des Bildes können Sie eine vordefinierte Bildeinstellung auswählen.

- Persönlich – Die Bildoptionen, die Sie beim ersten Öffnen ausgewählt haben
- Lebhaft – Ideal für die Wiedergabe bei Tageslicht
- Natürlich – Natürliche Bildeinstellungen
- Standard – Die energieeffizienteste Einstellung – Werksvoreinstellung
- Film – Ideal für die Wiedergabe von Filmen
- Spiel – Ideal für Spiele
- Computer – Ideal für den Anschluss an den Computer

Farbe, Kontrast, Schärfe, Helligkeit

Anpassen der Bildfarbe

Drücken Sie Home > Einstellungen > Bild > Farbe.

Drücken Sie die Pfeiltasten (nach oben) oder (nach unten), um den Wert der Farbsättigung des Bilds anzupassen.

Anpassen des Bildkontrasts

Drücken Sie Home > Einstellungen > Bild > Kontrast. Drücken Sie die Pfeiltasten (nach oben) oder (nach unten), um den Kontrastwert des Bilds anzupassen.



Wenn Sie den Kontrastwert verringern, wird weniger Energie verbraucht.



Anpassen der Bildschärfe

Drücken Sie Home > Einstellungen > Bild > Schärfe.

Drücken Sie die Pfeiltasten (nach oben) oder (nach unten), um den Schärfewert des Bilds anzupassen.

Helligkeit einstellen

Drücken Sie  Home >  Einstellungen > Bild > Helligkeit.

> Drücken Sie den Pfeil  (nach oben) oder  (nach unten), um den Wert für die Helligkeit des Bildsignals anzupassen.



Hinweis: Wenn Sie die Helligkeit stark abweichend vom Referenzwert (50) einstellen, ergibt sich möglicherweise ein geringerer Kontrast.

Erweiterte Bildeinstellungen

Farbeinstellungen



Erweiterte Farbeinstellungen

Anpassen der Farboptimierung

Drücken Sie  Home >  Einstellungen > Bild > Erweitert > Farbe > Farboptimierung.



Wählen Sie **Maximum**, **Mittel** oder **Minimum** aus, um die Farbintensität und die Details mit leuchtenden Farben einzustellen.



Auswählen der voreingestellten Farbtemperatur

Drücken Sie  Home >  Einstellungen > Bild > Erweitert > Farbe > Farbtemperatur.

Wählen Sie **Normal**, **Warm** oder **Kühl** aus, um die Farbtemperatur nach Ihren Vorlieben festzulegen.



Anpassen der Farbtemperatur

Drücken Sie  Home >  Einstellungen > Bild > Erweitert > Farbe > Personalisierte Farbtemperatur.

Wählen Sie im Menü "Farbtemperatur" die Option "Personalisiert" aus, um selbst eine Farbtemperatur festzulegen. Drücken Sie den Pfeil  (nach oben) oder  (nach unten), um den Wert anzupassen. WP ist der Weißpunkt, BL ist der Schwarzwert. Sie können auch eine der Voreinstellungen in diesem Menü auswählen.



Erweiterte Kontrasteinstellungen

Kontrastmodi

Drücken Sie  Home >  Einstellungen > Bild > Erweitert > Kontrast > Kontrastmodus.

Wählen Sie **Normal**, **Optimiert für Bilder** oder **Optimiert für Energieeinsparung** aus, um den Fernseher so einzustellen, dass er automatisch den Kontrast reduziert und so am wenigsten Energie verbraucht bzw. das beste Bilderlebnis liefert, oder wählen Sie "Aus", um die Anpassung auszuschalten.



Dynamic Contrast



Drücken Sie  Home >  Einstellungen > Bild > Erweitert > Kontrast > Dynamischer Kontrast.

Wählen Sie "Maximum, Mittel oder Minimum aus, um den Wert festzulegen, bei dem der Fernseher automatisch Details in dunklen, mittelhellen und hellen Bereichen des Bildes optimiert.



Videokontrast, Gamma



Videokontrast

Drücken Sie  Home >  Einstellungen > Bild > Erweitert > Kontrast > Videokontrast.

Drücken Sie den Pfeil  (nach oben) oder  (nach unten), um den Wert für den Videokontrast anzupassen.

Gamma

Drücken Sie  Home >  Einstellungen > Bild > Erweitert > Kontrast > Gamma.

Drücken Sie den Pfeil  (nach oben) oder  (nach unten), um eine nicht lineare Einstellung für die Bildhelligkeit und den Kontrast festzulegen.

Verbesserte Schärfereinstellungen



Ultra Resolution

Drücken Sie  Home >  Einstellungen > Bild > Erweitert > Schärfe > Ultra Resolution.

Wählen Sie **Ein** aus, um eine hervorragende Schärfe bei Linien und Details im Bild zu erhalten.



Scharfe Bilder

Rauschunterdrückung

Drücken Sie  Home >  Einstellungen > Bild > Erweitert > Scharfe Bilder > Rauschunterdrückung.

Wählen Sie **Maximum**, **Mittel** oder **Minimum** aus, um den Wert für die Rauschunterdrückung bei Videoinhalten festzulegen. Rauschen zeigt sich meist als sich bewegende Punkte im angezeigten Bild.

MPEG-Artefaktunterdrückung




Drücken Sie  Home >  Einstellungen > Bild > Erweitert > Scharfe Bilder > MPEG-Artefaktreduzierung.

Wählen Sie Maximum, Mittel oder Minimum aus, um die Glättung von Artefakten in digitalen Videoinhalten entsprechend einzustellen. MPEG-Artefakte zeigen sich meist als Klötzchen oder gezackte Ränder in den angezeigten Bildern.

Bildformat

Wenn das Bild nicht den gesamten Bildschirm ausfüllt, wenn schwarze Streifen oben oder unten oder an den Seiten angezeigt werden, können Sie das Bild so anpassen, dass der Bildschirm vollständig ausgefüllt wird.

So wählen Sie eine der Basiseinstellungen zum Ausfüllen des Bildschirms aus:

- 1 - Drücken Sie während der Wiedergabe eines Fernsehsenders  Home >  Einstellungen > Bild > Bildformat.
- 2 - Wählen Sie aus der Liste ein Format aus, und drücken Sie die Taste OK.
- 3 - Drücken Sie gegebenenfalls mehrmals  BACK, um das Menü zu beenden.



Die folgenden Formate stehen je nach Bild auf dem Bildschirm zur Verfügung. . .

- • Breitbild
- Bildschirm ausfüllen
- Vollbild
- • Nicht skaliert

Ton

Toneinstellung



Auswählen einer Einstellung

Drücken Sie  Home >  Einstellungen > Ton > Toneinstellung.
Zur einfachen Anpassung des Tons können Sie über "Toneinstellung" eine vordefinierte Einstellung auswählen.

- Persönlich – Ihre persönliche Auswahl, die Sie unter "Bild + Ton personalisieren" getroffen haben
- Original – Die neutralste Toneinstellung
- Film – Ideal für die Wiedergabe von Filmen
- Musik – Ideal für die Wiedergabe von Musik
- Spiel – Ideal für Spiele
- Nachrichten – Ideal für Nachrichten/Dokumentationen



Soundmanagement

Wählen Sie ein Gerät.

Drücken Sie  Home >  Einstellungen > Ton > Soundmanagement.
Audio-Ausgabegeräte konfigurieren.

- TV-Lautsprecher – Stellen Sie den Fernseher so ein, dass der Ton über den Fernseher oder das angeschlossene Audiosystem wiedergegeben wird.
- Kopfhörer-/Badezimmerlautsprecher – Ein/Aus.
- Feste Lautstärke für Kopfhörer/Badezimm.ltspr. – Ist diese Funktion aktiviert, wird der Lautstärkepegel des Kopfhörers/Badezimmerlautsprechers auf die Standardeinstellung fixiert.
- Kopfhörererkennung – Ein/Aus.

Aufstellungsort



Drücken Sie  Home >  Einstellungen > Ton > Aufstellungsort.

Wählen Sie Auf Standfuß oder An der Wand aus, um die optimale Tonwiedergabe entsprechend der Aufstellungsart zu erhalten.



Erweitert

Energiespareinstellungen

Sleptimer

Drücken Sie  Home >  Einstellungen > Energiespareinstellungen > Sleep-Timer.

Stellen Sie den Fernseher so ein, dass er nach einer voreingestellten Zeit automatisch in den Standby-Modus wechselt. Um diese Funktion zu deaktivieren, stellen Sie die Zeit auf Null.

Drücken Sie den Pfeil  (nach oben) oder  (nach unten), um den Wert anzupassen. Beim Wert 0 (Aus) wird das automatische Ausschalten deaktiviert.

Wenn Sie "Ausschalt-Timer" auswählen, schaltet sich der Fernseher automatisch aus, um Energie zu sparen.



* Der Fernseher schaltet sich aus, wenn ein Fernsehsignal empfangen wird, Sie aber innerhalb von vier Stunden keine Taste auf der Fernbedienung drücken.

* Der Fernseher schaltet sich aus, wenn kein Fernsehsignal empfangen wird und innerhalb von 10 Minuten keine Taste auf der Fernbedienung gedrückt wird.

* Wenn Sie den Fernseher als Monitor nutzen oder zum Fernsehen einen Digitalreceiver verwenden (eine

Set-Top-Box, STB) und die Fernbedienung des Fernsehers nicht zum Einsatz kommt, deaktivieren Sie das automatische Ausschalten, indem Sie den Wert auf 0 setzen.



Bild ausgeschaltet

Drücken Sie  Home >  Einstellungen > Energiespareinstellungen > Bild ausgeschaltet.

Wenn Sie auf Ihrem Fernseher nur Musik hören, können Sie den Fernsehbildschirm ausschalten. Nur der Fernsehbildschirm wird ausgeschaltet. Um den Bildschirm wieder einzuschalten, drücken Sie eine beliebige Taste der Fernbedienung.

Region und Sprache

Sprachen

Drücken Sie  Home >  Einstellungen > Region und Sprache > Sprachen.

Nehmen Sie Regions- oder Spracheinstellungen vor.



- Androidsystem/Menüsprache - Ändern Sie die Sprache für Menüs und Meldungen.
- Bevorzugte Audiosprache - Legen Sie die bevorzugte Einstellung für die Audiosprache in Sendungen fest.
- Alternative Audiosprache - Legen Sie die nächste bevorzugte Einstellung für die Audiosprache in Sendungen fest.
- Bevorzugte Untertitelsprache - Legen Sie die höchste bevorzugte Einstellung für die Untertitelsprache in Sendungen fest.
- Alternative Untertitelsprache - Legen Sie die nächste bevorzugte Einstellung für die Untertitelsprache in Sendungen fest.
- Bevorzugte Videotextsprache - Legen Sie die erste bevorzugte Einstellung für die Videotextsprache in Sendungen fest.
- Alternative Videotextsprache - Legen Sie die nächste bevorzugte Einstellung für die Videotextsprache in Sendungen fest.

Einstellungen zu Seh- und Hörhilfen

Drücken Sie  >  Einstellungen > Seh -und Hörhilfen> Universalzugriff.

Wenn die Seh- und Hörhilfen aktiviert sind, eignet sich der Fernseher zur Verwendung durch Personen mit Seh- und Hörbeeinträchtigungen.

Einschalten der Seh- und Hörhilfen



Drücken Sie  >  Einstellungen > Seh -und Hörhilfen > Universalzugriff > Ein.

Seh- und Hörhilfen für hörbehinderte Menschen


Drücken Sie  >  Einstellungen > Seh - und Hörhilfen > Universalzugriff > Hörbehindert > Ein.



- Einige digitale Fernsehsender senden ein besonderes Audiosignal und Untertitel für hörbehinderte und taube Menschen.
- Wenn Hörhilfen eingeschaltet sind, wechselt der Fernseher automatisch in den Modus mit angepasstem Audiosignal und Untertiteln, sofern verfügbar.

Seh- und Hörhilfen für Menschen mit Sehbeeinträchtigungen

Drücken Sie  >  Einstellungen > Seh -und Hörhilfen > Universalzugriff > Audiobeschreibung > Audiobeschreibung > Ein.



Digitale Fernsehsender können spezielle Audiokommentare übertragen, die das Geschehen auf dem Bildschirm beschreiben.

 Einstellungen > Seh- und Hörhilfen > Universalzugriff > Audiobeschreibung > Kombin. Lautst., Soundeffekte, Sprache.

- Wenn Sie Kombin. Lautst. auswählen, können Sie die Lautstärke des normalen Tons mit den Audiokommentaren kombinieren. Drücken Sie den Pfeil  (nach oben) or  (nach unten), um den Wert anzupassen.
- Wenn Sie die Soundeffekte einschalten, erhalten Sie zusätzliche Soundeffekte im Audiokommentar, wie Stereo oder Ausklingen.
- Wählen Sie Sprache, um die bevorzugte Spracheinstellung Beschreibend oder Untertitel auszuwählen.



Sendung themenabh. sperren

Einstufung

Drücken Sie  >  Einstellungen > Inhaltseinstufung.

Damit Kinder keine Sendungen sehen, die für ihr Alter ungeeignet sind, können Sie eine Altersfreigabe festsetzen. Digitale Sender haben eine Altersfreigabe in ihren Sendungen integriert. Wenn die Freigabe gleich oder höher als das eingegebene Alter Ihres Kindes ist, wird die entsprechende Sendung gesperrt. Um eine gesperrte Sendung wiederzugeben, müssen Sie zuerst den Code eingeben.



So setzen Sie eine Altersfreigabe fest

Drücken Sie  >  Einstellungen > Inhaltseinstufung > Einstufung.

Wählen Sie das Alter, und drücken Sie OK. Um die Altersfreigabe zu deaktivieren, wählen Sie als



Alterseinstellung Keine aus. In einigen Ländern ist es jedoch vorgeschrieben, eine Altersfreigabe festzulegen.

Code festlegen und Code ändern

Drücken Sie  Home >  Einstellungen > Inhaltseinstufung.

Der Kindersicherungs-Code wird zum Sperren und Entsperren von Sendern und Sendungen verwendet.

Legen Sie einen neuen Code fest, oder ändern Sie den Code.

Drücken Sie  Home >  Einstellungen > Inhaltseinstufung > Code ändern.

Hinweis:

Wenn Sie Ihren PIN-Code vergessen haben, können Sie den aktuellen Code durch Eingabe von **8888** umgehen und einen neuen Code eingeben.

11.4

Anschließen Ihres Android TV

Netzwerk und Internet

Heimnetzwerk

Damit Sie alle Funktionen Ihres Philips Android TV genießen können, muss Ihr Fernseher mit dem Internet verbunden sein.

Verbinden Sie den Fernseher mit einer High-Speed-Internetverbindung mit einem Heimnetzwerk. Sie können den Fernseher kabellos oder per Netzwerkkabel mit Ihrem Netzwerkrouter verbinden.

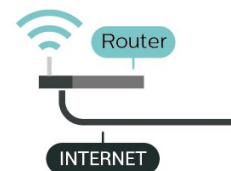

Mit Netzwerk verbinden

Kabellose Verbindung

Was Sie benötigen

Zur kabellosen Verbindung des Fernsehers mit dem Internet benötigen Sie einen WiFi-Router mit Zugang zum Internet.

Verwenden Sie einen Router mit einer Hochgeschwindigkeits-Internetverbindung (Breitband).



Herstellen der Verbindung

Herstellen der Verbindung – KABELLOS

Drücken Sie  Home >  Einstellungen >  Kabellos und Netzwerke > Mit Netzwerk verbinden > KABELLOS.

1 - Wählen Sie in der Liste der gefundenen Netzwerke Ihr kabelloses Netzwerk aus. Wenn Ihr Netzwerk nicht in der Liste angezeigt wird, weil der Netzwerkname ausgeblendet ist (Sie haben die SSID-Übertragung des Routers deaktiviert), wählen Sie Neues Netzwerk hinzufügen aus, um den Netzwerknamen manuell einzugeben.

2 - Geben Sie abhängig vom Routermodell Ihren Verschlüsselungscode ein (WEP, WPA oder WPA2). Wenn Sie den Verschlüsselungscode für dieses Netzwerk bereits eingegeben haben, können Sie durch Auswahl von OK die Verbindung direkt herstellen.

3 - Sobald die Verbindung hergestellt wurde, wird eine Nachricht angezeigt.

Herstellen der Verbindung – WPS

Drücken Sie  Home >  Einstellungen >  Kabellos und Netzwerke > Mit Netzwerk verbinden > WPS.




Wenn Ihr Router WPS unterstützt, können Sie ohne Netzwerksuche direkt eine Verbindung zum Router herstellen. Wenn Geräte in Ihrem WLAN-Netzwerk das WEP-Verschlüsselungssystem verwenden, ist die Verwendung von WPS nicht möglich.

1 - Gehen Sie zum Router, drücken Sie die WPS-Taste, und kehren Sie innerhalb von 2 Minuten zum Fernseher zurück.

2 - Wählen Sie zum Herstellen der Verbindung Verbinden.

3 - Sobald die Verbindung hergestellt wurde, wird eine Nachricht angezeigt.

Herstellen der Verbindung – WPS MIT PIN-Code

Drücken Sie  Home >  Einstellungen >  Kabellos und Netzwerke > Mit Netzwerk verbinden > WPS MIT PIN-Code.

Wenn Ihr Router WPS mit PIN-Code unterstützt, können Sie ohne Netzwerksuche direkt eine Verbindung zum Router herstellen. Wenn Geräte in Ihrem WLAN-Netzwerk das WEP-Verschlüsselungssystem verwenden, ist die Verwendung von WPS nicht möglich.

- 1 - Notieren Sie sich den achtstelligen PIN-Code, der auf dem Bildschirm angezeigt wird, und geben Sie ihn in der Router-Software auf Ihrem PC ein. Im Handbuch zu Ihrem Router erfahren Sie, wo Sie den PIN-Code in der Router-Software eingeben müssen.
- 2 - Wählen Sie zum Herstellen der Verbindung Verbinden.
- 3 - Sobald die Verbindung hergestellt wurde, wird eine Nachricht angezeigt.

Probleme

Kabelloses Netzwerk wurde nicht gefunden oder ist gestört

- Mikrowellenherde, DECT-Telefone oder andere Geräte mit WiFi 802.11b/g/n/ac in der Nähe können möglicherweise Störungen im WLAN-Netzwerk verursachen.
- Stellen Sie sicher, dass Sie über die Firewalls im Netzwerk Zugriff auf die kabellose Verbindung mit dem Fernseher erlauben.
- Wenn das kabellose Netzwerk nicht ordnungsgemäß funktioniert, testen Sie die kabelgebundene Netzwerkinstallation.

Das Internet funktioniert nicht

- Prüfen Sie, falls die Verbindung zum Router ordnungsgemäß funktioniert, die Verbindung des Routers mit dem Internet.

Der PC und die Internetverbindung sind langsam

- Informieren Sie sich in der Bedienungsanleitung des kabellosen Routers über die Reichweite in Innenräumen, die Übertragungsraten und über die anderen Faktoren zur Signalqualität.
- Sie benötigen für den Router eine Hochgeschwindigkeitsverbindung (Breitband) zum Internet.


DHCP

- Wenn keine Verbindung hergestellt werden kann, überprüfen Sie die DHCP-Einstellung (Dynamic Host Configuration Protocol) des Routers. DHCP sollte aktiviert sein.

Kabelgebundene Verbindung

Was Sie benötigen

Zur Verbindung des Fernsehers mit dem Internet benötigen Sie einen Router mit Zugang zum Internet. Verwenden Sie einen Router mit einer Hochgeschwindigkeits-Internetverbindung (Breitband).



Herstellen der Verbindung

Herstellen der Verbindung – KABELGEBUNDEN

Drücken Sie Home > Einstellungen > Kabellos und Netzwerke > Mit Netzwerk verbinden > KABELGEBUNDEN.

- 1 - Verbinden Sie den Router über ein Netzkabel (Ethernet-Kabel**) mit dem Fernseher.
- 2 - Prüfen Sie, ob der Router tatsächlich eingeschaltet ist.
- 3 - Der Fernseher sucht kontinuierlich nach der Netzwerkverbindung.
- 4 - Sobald die Verbindung hergestellt wurde, wird eine Nachricht angezeigt.

Wenn keine Verbindung hergestellt werden kann, überprüfen Sie die DHCP-Einstellung des Routers. DHCP sollte aktiviert sein.

**Verwenden Sie ein abgeschirmtes FTP-Cat. 5E-Ethernetkabel, um den EMC-Anforderungen zu entsprechen.

Einstellungen

Netzwerkeinstellungen anzeigen

Drücken Sie Home > Einstellungen > Kabellos und Netzwerke > Einstellungen > Netzwerkeinstellungen anzeigen.




Sie können alle aktuellen Netzwerkeinstellungen hier anzeigen. Die IP- und MAC-Adresse, die Signalstärke, die Geschwindigkeit, die Verschlüsselungsmethode usw.

Netzwerkconfiguration – DHCP / statische IP-Adresse

Drücken Sie Home > Einstellungen > Kabellos und Netzwerke > Einstellungen > Netzwerkconfiguration > DHCP / statische IP.

Wählen Sie DHCP aus. Fortgeschrittene Benutzer können ihr Netzwerk auch mit einer statischen IP-Adresse einrichten.




Netzwerkconfiguration – Statische IP-Konfiguration

Drücken Sie  Home >  Einstellungen
>  Kabellos und Netzwerke > Einstellungen
> Statische IP-Konfiguration.

1 - Wählen Sie Statische IP-Konfiguration, und konfigurieren Sie die Verbindung.




2 - Sie können die Werte für IP-Adresse, Netzmaske, Gateway, DNS 1 oder DNS 2 einstellen.

Wake on LAN (WoL)

Drücken Sie  Home >  Einstellungen
>  Kabellos und Netzwerke > Einstellungen > Wake on LAN (WoL).

Wake on LAN (WoL) (de-)aktivieren. Sie können den Fernseher mit einem externen Gerät über das gleiche LAN aktivieren.

Wake on Wi-Fi (WoWLAN)

Drücken Sie  Home >  Einstellungen
>  Kabellos und Netzwerke > Einstellungen > Wake on Wi-Fi (WoWLAN).

Wake on WiFi (WoWLAN) (de-)aktivieren. Sie können den Fernseher mit einem externen Gerät über das gleiche WiFi aktivieren.

Netzwerktyp

Drücken Sie  Home >  Einstellungen
>  Kabellos und Netzwerke > Einstellungen > Netzwerktyp.

- Kabelgebunden - Verbindung mit einem kabelgebundenen Netzwerk.
- Kabellos - Wählen Sie in der Liste der gefundenen Netzwerke Ihr kabelloses Netzwerk aus. Wenn Ihr Netzwerk nicht in der Liste angezeigt wird, weil der Netzwerkname ausgeblendet ist (Sie haben die SSID-Übertragung des Routers deaktiviert), wählen Sie Neues Netzwerk hinzufügen aus, um den Netzwerknamen manuell einzugeben.
- WPS - Wenn Ihr Router WPS unterstützt, können Sie ohne Netzwerksuche direkt eine Verbindung zum Router herstellen. Wenn Geräte in Ihrem WLAN-Netzwerk das WEP-Verschlüsselungssystem verwenden, ist die Verwendung von WPS nicht möglich.
- WPS mit PIN-Code - Wenn Ihr Router WPS mit PIN-Code unterstützt, können Sie ohne Netzwerksuche direkt eine Verbindung zum Router herstellen. Wenn Geräte in Ihrem WLAN-Netzwerk das WEP-Verschlüsselungssystem verwenden, ist die Verwendung von WPS nicht möglich.

Google-Konto



Anmelden

Um alle Funktionen Ihres Philips Android TV zu genießen, können Sie sich mit Ihrem Google-Konto bei Google anmelden.

Durch die Anmeldung können Sie Ihre Lieblingsspiele auf dem Telefon, Tablet und Fernseher spielen. Sie erhalten außerdem auf dem TV-Startbildschirm maßgeschneiderte Video- und Musikempfehlungen sowie Zugriff auf YouTube, Google Play und andere Apps.

Verwenden Sie Ihr bestehendes **Google-Konto**, um sich auf Ihrem Fernseher bei Google anzumelden. Ein Google-Konto besteht aus einer E-Mail-Adresse und einem Kennwort. Wenn Sie noch kein Google Konto haben, verwenden Sie Ihren Computer oder Ihr Tablet, um eines zu erstellen (accounts.google.com). Um Spiele mit Google Play zu spielen, benötigen Sie ein Google+-Profil. Wenn Sie sich bei der Ersteinrichtung des Fernsehers nicht angemeldet haben, können Sie das jederzeit später nachholen.

Anmelden



Drücken Sie  Home >  Apps > Google Play.

Geben Sie über die Bildschirmtastatur Ihre E-Mail-Adresse und Ihr Passwort ein, und drücken Sie zum Anmelden dieselbe **OK**-Taste.

Android-Einstellungen

Sie können verschiedene Android-spezifische Einstellungen oder Informationen einstellen bzw. anzeigen. Sie können die Liste mit Apps aufrufen, die auf Ihrem Fernseher installiert sind, und prüfen, wie viel Speicherplatz diese einnehmen. Sie können die Sprache einstellen, die Sie für die Sprachsuche verwenden möchten. Sie können die Bildschirmtastatur konfigurieren oder Apps erlauben, Ihren Standort zu verwenden. Erkunden Sie die verschiedenen Android-Einstellungen. Besuchen Sie www.support.google.com/androidtv, um weitere Informationen zu diesen Einstellungen zu erhalten.

So öffnen Sie diese Einstellungen

Drücken Sie  Home >  Einstellungen > Einstellungen > Android-Einstellungen.

Programme

Senderlisten

Informationen zu Senderlisten

Nach der Senderinstallation werden alle Sender in der Senderliste angezeigt. Sender werden mit Name und Logo angezeigt, sofern diese Informationen verfügbar sind.

Wenn eine Senderliste ausgewählt ist, können Sie mit den Pfeiltasten **▲** (nach oben) oder **▼** (nach unten) einen Sender auswählen. Drücken Sie dann **OK**, um den ausgewählten Sender anzusehen. Sie können mit den Tasten **≡ +** oder **≡ -** nur die in dieser Liste enthaltenen Sender einschalten.

Radiosender

Wenn digitale Sendungen verfügbar sind, werden während der Installation auch digitale Radiosender installiert. Sie können wie bei Fernsehprogrammen zwischen Radiosendern wechseln.

Öffnen einer Senderliste

So öffnen Sie die aktuelle Senderliste:

1. Drücken Sie **TV**, um zum Fernsehen zu wechseln.
2. Drücken Sie **≡**, um die aktuelle Senderliste zu öffnen.

Drücken Sie **≡** erneut, um die Senderliste zu schließen.

Anzeigen von Sendern

Einschalten eines Senders

Um Fernsehsender anzuzeigen, drücken Sie **TV**. Der Fernseher schaltet automatisch auf den Sender, den Sie zuletzt gesehen haben.

Umschalten der Sender

- Um zwischen den Sendern umzuschalten, drücken Sie **≡ +** oder **≡ -**

Vorheriger Sender

Wenn Sie zurück zum zuvor wiedergegebenen Sender wechseln möchten, drücken Sie **← BACK**.

Senderliste

Drücken Sie beim Fernsehen die Taste **≡**, um die Senderliste zu öffnen.

Senderoptionen

Öffnen der Optionen

Common Interface

Wenn Sie ein CAM in einem der Common Interface-Steckplätze installiert haben, können Sie CAM- und Betreiberinformationen anzeigen oder bestimmte CAM-bezogene Einstellungen vornehmen.

So zeigen Sie die CAM-Informationen an:

- 1 - Stellen Sie den Sender ein, und drücken Sie **+ OPTIONS**.
- 2 - Wählen Sie **Common Interface** aus.
- 3 - Wählen Sie den jeweiligen Common Interface-Steckplatz aus, und drücken Sie **▶** (rechts).
- 4 - Wählen Sie den Fernsehbetreiber des CAM aus, und drücken Sie **OK**. Die folgenden Bildschirme stammen vom Fernsehbetreiber.

Untertitel

Untertitelsprache

Bevorzugte Untertitelsprachen

Digitale Übertragungen können für eine Sendung mehrere Untertitelsprachen anbieten. Sie können eine bevorzugte und eine alternative Untertitelsprache auswählen. Wenn Untertitel in einer dieser Sprachen zur Verfügung stehen, werden sie vom Fernseher angezeigt.

So legen Sie die bevorzugte und die alternative Untertitelsprache fest:

- 1 - Drücken Sie **Home**. Drücken Sie **▼** (nach unten), wählen Sie **Einstellungen** und drücken Sie **OK**.
- 2 - Wählen Sie **Region und Sprache > Sprachen > Bevorzugte Untertitelsprache** oder **Alternative Untertitelsprache** aus.
- 3 - Wählen Sie die gewünschte Sprache aus, und drücken Sie **OK**.
- 4 - Drücken Sie **◀** (links), um einen Schritt zurückzugehen, oder drücken Sie **← BACK**, um das Menü zu schließen.

Auswählen einer Untertitelsprache

Wenn keine der bevorzugten Untertitelsprachen verfügbar sind, können Sie eine andere Untertitelsprache auswählen, sofern verfügbar. Wenn keine Untertitelsprachen verfügbar sind, steht diese Option nicht zur Auswahl zur Verfügung.

So stellen Sie eine Untertitelsprache ein, wenn keine

Ihrer ausgewählten Sprachen verfügbar ist:

- 1 - Drücken Sie **+** **OPTIONS**.
- 2 - Wählen Sie **Untertitelsprache** und dann eine der Sprachen als Untertitelsprache aus, die vorübergehend verwendet werden soll.

Audiosprache

Bevorzugte Audiosprache

Digitale Übertragungen können für eine Sendung mehrere Audiosprachen (gesprochene Sprachen) anbieten. Sie können eine bevorzugte und eine alternative Audiosprache auswählen. Wenn der Ton in einer dieser Sprachen zur Verfügung steht, wird die Audiosprache automatisch vom Fernseher ausgewählt.

So legen Sie die bevorzugte und die alternative Audiosprache fest:

- 1 - Drücken Sie **Home**. Drücken Sie **▼** (nach unten), wählen Sie **Einstellungen** und drücken Sie **OK**.
- 2 - Wählen Sie **Region und Sprache** und dann **Sprachen > Bevorzugte Audiosprache** oder **Alternative Audiosprache** aus.
- 3 - Wählen Sie die gewünschte Sprache aus, und drücken Sie **OK**.
- 4 - Drücken Sie **◀** (links), um einen Schritt zurückzugehen, oder drücken Sie **← BACK**, um das Menü zu schließen.

Auswählen einer Audiosprache

Wenn keine der bevorzugten Audiosprachen verfügbar ist, können Sie eine andere Audiosprache auswählen, sofern verfügbar. Wenn keine Audiosprachen verfügbar sind, steht diese Option nicht zur Auswahl zur Verfügung.

So stellen Sie eine Audiosprache ein, wenn keine Ihrer bevorzugten Sprachen verfügbar ist:

- 1 - Drücken Sie **+** **OPTIONS**.
- 2 - Wählen Sie **Audiosprache** und dann die Audiosprache, die vorübergehend verwendet werden soll.

Senderinformationen

Senderdetails anzeigen

So rufen Sie Informationen zum ausgewählten Sender auf...

- 1 - Schalten Sie den Sender ein.
- 2 - Drücken Sie **+** **OPTIONS**, wählen Sie **Senderinformationen** aus, und drücken Sie **OK**.

- 3 - Um diesen Bildschirm zu schließen, drücken Sie **OK**.

Mono/Stereo

Sie können für den Ton eines analogen Senders Mono bzw. Stereo auswählen.

So wechseln Sie zu Mono bzw. Stereo:

- 1 - Schalten Sie einen analogen Sender ein.
- 2 - Drücken Sie **+** **OPTIONS**, wählen Sie **Mono/Stereo** aus, und drücken Sie **▶** (nach rechts).
- 3 - Wählen Sie **Mono** oder **Stereo** aus, und drücken Sie **OK**.
- 4 - Drücken Sie **◀** (links), um einen Schritt zurückzugehen, oder drücken Sie **← BACK**, um das Menü zu schließen.

Programminformationen

Anzeigen von Informationen zur Sendung

So rufen Sie Informationen zur ausgewählten Sendung auf:

- 1 - Schalten Sie den Sender ein.
- 2 - Drücken Sie **+** **OPTIONS**, wählen Sie **Programminformationen** aus, und drücken Sie **OK**.
- 3 - Um diesen Bildschirm zu schließen, drücken Sie **OK**.

11.6

Einstellung der Sender

Installieren von Sendern

Antennen-/Kabelinstallation

Sendersuche

Sie können alle Sender neu installieren und alle anderen Fernsehereinstellungen beibehalten.

Wenn ein PIN-Code festgelegt wurde, müssen Sie diesen Code vor dem erneuten Einstellen der Sender eingeben.

So suchen Sie nach Sendern...

- 1 - Drücken Sie **Home** > **Einstellungen** > **Sender installieren**, und drücken Sie **OK**.
- 2 - Wählen Sie **RF Senderinstallation** aus, und drücken Sie **OK**.
- 3 - Geben Sie Ihren PIN-Code ein, falls erforderlich. Wählen Sie **Nach Sendern suchen** aus, und drücken Sie **OK**.

Wählen Sie **Start** aus, und drücken Sie **OK**, um den Standby-Modus zu verlassen, und drücken Sie **OK**.

Wählen Sie **Start** aus, und drücken Sie **OK**.

Wählen Sie die gewünschte Installationsart aus, **Antenne (DVB-T)** oder **Kabel (DVB-C)**, und drücken Sie **OK**.

Wählen Sie **Weiter** aus, und drücken Sie **OK**.

Wählen Sie die gewünschte Senderart aus, **Digitale und analoge Sender** oder **Nur digitale Sender**, und drücken Sie **OK**.

Wählen Sie **Weiter** aus, und drücken Sie **OK**.

Wählen Sie **Start** aus, und drücken Sie **OK**, um die digitalen Sender zu aktualisieren. Dies kann einige Minuten in Anspruch nehmen.

Drücken Sie **◀** (links), um einen Schritt zurückzugehen, oder drücken Sie **← BACK**, um das Menü zu schließen.

Autom. Senderaktualisierung

Wenn Sie digitale Sender empfangen, können Sie den Fernseher so einstellen, dass diese Sender automatisch aktualisiert werden.

Täglich um 6 Uhr morgens aktualisiert der Fernseher die Sender und speichert neu hinzugekommene Sender. Neue Sender werden in der Senderliste gespeichert und mit einem **★** gekennzeichnet. Sender ohne Signal werden entfernt. Der Fernseher muss sich im Standby-Modus befinden, um Sender automatisch zu aktualisieren. Sie können die automatische Senderaktualisierung jedoch auch deaktivieren.

So deaktivieren Sie die automatische Aktualisierung:

1 - Drücken Sie **🏠 Home** > **⚙️ Einstellungen** > **Sender installieren** und drücken Sie dann **OK**.

2 - Wählen Sie **RF Senderinstallation** aus, und drücken Sie **OK**.

3 - Geben Sie Ihren PIN-Code ein, falls erforderlich.

4 - Wählen Sie **Autom. Senderaktualisierung** aus, und drücken Sie **OK**.

5 - Legen Sie **Aus** fest, und drücken Sie **OK**.

6 - Drücken Sie **◀** (links), um einen Schritt zurückzugehen, oder drücken Sie **← BACK**, um das Menü zu schließen.

Senderaktualisierungsnachricht

Wenn neue Sender gefunden oder vorhandene Sender aktualisiert oder entfernt werden, wird beim Einschalten des Fernsehers eine Nachricht eingeblendet. Wenn diese Nachricht nicht nach jeder Senderaktualisierung angezeigt werden soll, können Sie sie deaktivieren.

So deaktivieren Sie die Nachricht:

1 - Drücken Sie **🏠 Home** > **⚙️ Einstellungen** > **Sender installieren** und drücken Sie dann **OK**.

2 - Wählen Sie **RF Senderinstallation** aus, und drücken Sie **OK**.

3 - Geben Sie Ihren PIN-Code ein, falls erforderlich.

4 - Wählen Sie **Autom. Senderaktualisierung** aus, und drücken Sie **OK**.

5 - Legen Sie **Aus** fest, und drücken Sie **OK**.

6 - Drücken Sie **◀** (links), um einen Schritt zurückzugehen, oder drücken Sie **← BACK**, um das Menü zu schließen.

In einigen Ländern erfolgt die automatische Senderaktualisierung während der Programmwiedergabe oder wenn sich der Fernseher im Standby-Modus befindet.

Digital: Manuelle Installation

Digitale Fernsehsender können nacheinander manuell installiert werden.

So installieren Sie digitale Sender manuell:

1 - Drücken Sie **🏠 Home** > **⚙️ Einstellungen** > **Sender installieren** und drücken Sie dann **OK**.

2 - Wählen Sie **RF Senderinstallation** aus, und drücken Sie **OK**.

3 - Wählen Sie **Digital: Manuelle Installation** aus, und drücken Sie **OK**.

4 - Wählen Sie **Suchen** aus, und drücken Sie **OK**. Sie können selbst eine Frequenz eingeben, um einen Sender zu suchen, oder Sie lassen den Fernseher nach einem Sender suchen. Drücken Sie **▶** (rechts), um **Suchen** auszuwählen, und drücken Sie **OK**, um automatisch nach einem Sender zu suchen. Der gefundene Sender wird auf dem Bildschirm angezeigt. Wenn der Empfang schlecht ist, drücken Sie erneut **Suchen**. Wenn Sie den Sender speichern möchten, wählen Sie **Fertig** aus, und drücken Sie **OK**.

Analog: Manuelle Installation

Analoge Fernsehsender können nacheinander manuell eingestellt werden.

So installieren Sie analoge Sender manuell:

1 - Drücken Sie **🏠 Home** > **⚙️ Einstellungen** > **Sender installieren** und drücken Sie dann **OK**.

2 - Wählen Sie **RF Senderinstallation** aus, und drücken Sie **OK**.

3 - Wählen Sie **Analog: Manuelle Installation** aus, und drücken Sie **OK**.

• System

Um das Fernsehsystem einzurichten, wählen Sie **System** aus.

Wählen Sie Ihr Land oder das Gebiet aus, in dem Sie sich derzeit befinden, und drücken Sie **OK**.

• Sender suchen

Um einen Sender zu suchen, wählen Sie **Sender**

suchen aus, und drücken Sie **OK**. Sie können selbst eine Frequenz eingeben, um einen Sender zu suchen, oder Sie lassen den Fernseher nach einem Sender suchen. Drücken Sie **➤** (rechts), um **Suchen** auszuwählen, und drücken Sie **OK**, um automatisch nach einem Sender zu suchen. Der gefundene Sender wird auf dem Bildschirm angezeigt. Wenn der Empfang schlecht ist, drücken Sie erneut **Suchen**. Wenn Sie den Sender speichern möchten, wählen Sie **Fertig** aus, und drücken Sie **OK**.

• **Speichern**

Sie können den Sender unter der aktuellen Sendernummer oder mit einer neuen Sendernummer speichern.

Wählen Sie **Aktuellen Sender speichern** oder **Als neuen Sender speichern** aus, und drücken Sie **OK**. Die neue Sendernummer wird kurz angezeigt.

Sie können diese Schritte wiederholen, bis alle verfügbaren analogen Fernsehsender eingestellt sind.

11.7

Internet

Starten des Internets

Sie können auf Ihrem Fernseher im Internet surfen. Prinzipiell können Sie jede beliebige Internet-Website aufrufen, die meisten sind jedoch nicht auf das Bildschirmformat zugeschnitten.

- Einige Plug-ins (z. B. zur Anzeige von Seiten oder Videos) sind auf dem Fernseher nicht verfügbar.
- Sie können keine Dateien senden oder herunterladen.
- Internet-Seiten werden seitenweise und als Vollbild angezeigt.

So starten Sie den Internet-Browser:

- 1 - Drücken Sie **HOME**.
- 2 - Blättern Sie nach unten, wählen Sie **Apps > Internet**, und drücken Sie **OK**.
- 3 - Geben Sie eine Internetadresse ein, wählen Sie **✓** aus, und drücken Sie **OK**.
- 4 - Um das Internet zu schließen, drücken Sie **HOME** oder **TV**.

Optionen im Internet

Es stehen einige Extras für das Internet zur Verfügung. So öffnen Sie die Extras:

- 1 - Drücken Sie bei geöffneter Website **+** **OPTIONS**.
 - 2 - Wählen Sie eines der Elemente aus, und drücken Sie **OK**.
- **Add to Speed Dial** (Zur Kurzwahl hinzufügen): Zum

Eingeben einer neuen Adresse im Internetadresse.

- **Add to Bookmarks** (Zu Lesezeichen hinzufügen): Zum Hinzufügen der Seite als Lesezeichen
- **Page Security** (Seitensicherheit): Zum Anzeigen der Sicherheitsstufe der aktuellen Seite.
- **New Private Tab** (Neue private Registerkarte): Öffnen einer neuen privaten Registerkarte für privates Surfen
- **Einstellungen**: Einstellungen für Vergrößern/Verkleinern, Textgröße, Seh- und Hörhilfen, Menüleiste immer anzeigen und (Browser-) Verlauf löschen
- **Hilfe**: Informationen zum Internet-Browser
- **Exit Internet Browser** (Internet-Browser schließen): Internet-Browser schließen

11.8

Smartphones und Tablets

MHL

Dieser Fernseher ist MHL™-konform.

Wenn Ihr Mobilgerät ebenfalls MHL-konform ist, können Sie es über ein MHL-Kabel mit dem Fernseher verbinden. Wenn das MHL-Kabel verbunden ist, können Sie Inhalte von Ihrem Mobilgerät auf dem Fernseher wiedergeben. Das Mobilgerät lädt gleichzeitig den Akku auf. Die MHL-Verbindung ist ideal zum längeren Ansehen von Filmen oder Spielen von Ihrem Mobilgerät auf dem Fernseher.

Laden

Wenn das MHL-Kabel angeschlossen ist, wird das Gerät geladen, wenn der Fernseher eingeschaltet ist (nicht im Standby-Modus).

MHL-Kabel

Sie benötigen ein passives MHL-Kabel (HDMI zu Micro USB), um Ihr Mobilgerät mit dem Fernseher zu verbinden. Sie benötigen möglicherweise einen zusätzlichen Adapter für den Anschluss mit Ihrem Mobilgerät, um das MHL-Kabel mithilfe der **HDMI 1-MHL**-Verbindung an den Fernseher anzuschließen.






MHL, Mobile High-Definition Link und das MHL-Logo sind Marken oder eingetragene Marken der MHL, LLC.

Software

Software aktualisieren

Softwareversion

So zeigen Sie die aktuelle Version der Fernsehersoftware an:

- 1 - Drücken Sie , wählen Sie **Einstellungen** , und drücken Sie **OK**.
- 2 - Wählen Sie **Software aktualisieren** > **Momentane Firmware**, und drücken Sie **OK**.
- 3 - Die Version, Versionshinweise und das Erstellungsdatum werden angezeigt.
- 4 - Drücken Sie gegebenenfalls mehrmals , um das Menü zu schließen.

Update von der Website

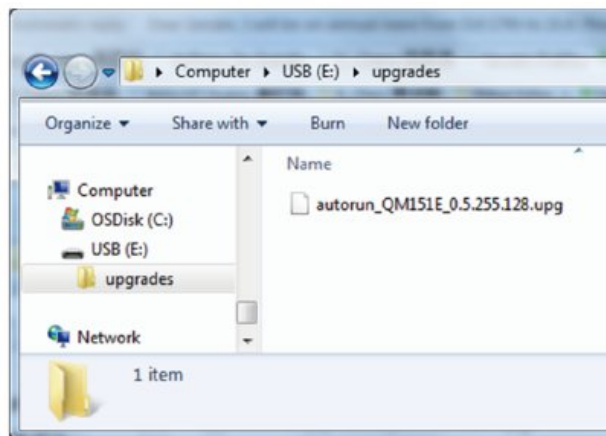
Die aktuelle Firmware-Version Ihres Fernsehers finden Sie im Einstellungsmenü unter "Software aktualisieren" > "Momentane Firmware".

Besuchen Sie regelmäßig www.philips.com/support, um neue Firmware-Updates zu erhalten.

Befolgen Sie die nachstehenden Anweisungen, um die Firmware Ihres Fernsehers zu aktualisieren.

Herunterladen der neuesten Software...

- 1 - Starten Sie den Internet Explorer.
- 2 - Rufen Sie die Philips Support-Website unter <http://www.philips.com/support> auf.
- 3 - Geben Sie die Modellnummer ein. (Die Modellnummer finden Sie auf dem Etikett auf der Rückseite des Fernsehers.)
- 4 - Rufen Sie die Produktseite Ihres Fernsehers und dort Support auf.
- 5 - Wählen Sie "Software-Aktualisierungen" aus, und klicken Sie auf "Datei herunterladen", um die Software herunterzuladen. (Die Software ist als ZIP-Datei verfügbar.)
- 6 - Wenn die Softwareversion höher ist als die auf Ihrem Fernseher installierte Version, klicken Sie auf den Link zum Herunterladen der Software.
- 7 - Akzeptieren Sie die Lizenzvereinbarung/Geschäftsbedingungen, wählen Sie "Ich stimme zu", und die ZIP-Datei wird automatisch heruntergeladen.
- 8 - Entpacken Sie die Zip-Datei mit einem Archivierungstool in einem beliebigen Verzeichnis.
- 9 - Erstellen Sie den Ordner "Upgrades" im Stammverzeichnis Ihres USB-Flashlaufwerks.
- 10 - Kopieren Sie die zuvor extrahierte upg-Datei in den erstellten Ordner "Upgrades" (wie auf der Abbildung unten dargestellt).
- 11 - Trennen Sie Ihr USB-Flash-Laufwerk vom Computer.



Software aktualisieren...

- 1 - Schließen Sie das USB-Flashlaufwerk (mit der Software-Aktualisierung) an den USB-Anschluss des Fernsehers an. Warten Sie 30 Sekunden (ggf. auch länger), bis der Fernseher das USB-Laufwerk erkennt.
- 2 - Der Fernseher lädt die Software automatisch.
- 3 - Nachdem der Fernseher die Software geladen hat, drücken Sie "Start", um das Upgrade zu aktivieren.

Open-Source-Software

12.1

Open-Source-Lizenz

Informationen zur Open-Source-Lizenz

README für den Quellcode der Teile der Fernsehersoftware von TP Vision Netherlands B.V., die unter Open-Source-Lizenzen fallen.

In diesem Dokument wird die Verteilung des Quellcodes beschrieben, der im TP Vision Netherlands B.V.-Fernseher verwendet wird. Für diese Quellcodes gilt entweder die GNU General Public License (die GPL) oder die GNU Lesser General Public License (die LGPL) oder eine weitere Open Source-Lizenz. Anweisungen zum Erhalt von Kopien dieser Software finden Sie in der Bedienungsanleitung.

TP Vision Netherlands B.V. LEHNT DIE GEWÄHRUNG SÄMTLICHER AUSDRÜCKLICHER ODER STILLSCHWEIGENDER GARANTIEN JEGLICHER ART AB, AUCH GARANTIEN DER MARKTFÄHIGKEIT ODER DER EIGNUNG FÜR EINEN BESTIMMTEN ZWECK IN BEZUG AUF DIESE SOFTWARE. TP Vision Netherlands B.V. bietet keinen Support für diese Software. Die vorangegangenen Informationen haben keinerlei Auswirkungen auf Ihre Garantien und rechtlichen Ansprüche bezüglich der von Ihnen erworbenen TP Vision Netherlands B.V.-Produkte. Dies gilt nur für den für Sie zugänglich gemachten Quellcode.

Open Source

Android (7.1.1)

This tv contains the Android Nougat Software. Android is a Linux-based operating system designed primarily for touchscreen mobile devices such as smartphones and tablet computers. This software will also be reused in TPVision Android based TV's. The original download site for this software is : <https://android.googlesource.com/>. This piece of software is made available under the terms and conditions of the Apache license version 2, which can be found below. Android APACHE License Version 2 (<http://source.android.com/source/licenses.html>). This includes all external sources used by official Android AOSP.

linux kernel (3.10.79)

This tv contains the Linux Kernel. The original download site for this software is : <http://www.kernel.org/>. This piece of software is made available under the terms and conditions of the GPL v2 license, which can be found below. Additionally, following exception applies: "NOTE! This copyright does *not* cover user programs that use kernel services by normal system calls - this is merely considered normal use of the kernel, and does *not* fall under the heading of "derived work". Also note that the GPL below is copyrighted by the Free Software Foundation, but the instance of code that it refers to (the linux kernel) is copyrighted by me and others who actually wrote it. Also note that the only valid version of the GPL as far as the kernel is concerned is `_this_` particular version of the license (ie v2, not v2.2 or v3.x or whatever), unless explicitly otherwise stated. Linus Torvalds"

libcurl (7.50.1)

libcurl is a free and easy-to-use client-side URL transfer library, supporting DICT, FILE, FTP, FTPS, Gopher, HTTP, HTTPS, IMAP, IMAPS, LDAP, LDAPS, POP3, POP3S, RTMP, RTSP, SCP, SFTP, SMTP, SMTPS, Telnet and TFTP. libcurl supports SSL certificates, HTTP POST, HTTP PUT, FTP uploading, HTTP form based upload, proxies, cookies, user+password authentication (Basic, Digest, NTLM, Negotiate, Kerberos), file transfer resume, http proxy tunneling and more! The original download site for this software is : <http://curl.haxx.se/libcurl/> COPYRIGHT AND PERMISSION NOTICE Copyright (c) 1996 - 2010, Daniel Stenberg, daniel@haxx.se. All rights reserved. Permission to use, copy, modify, and distribute this software for any purpose with or without fee is hereby granted, provided that the above copyright notice and this permission notice appear in all copies. THE SOFTWARE IS PROVIDED "AS IS", WITHOUT WARRANTY OF ANY KIND, EXPRESS OR IMPLIED, INCLUDING BUT NOT LIMITED TO THE WARRANTIES OF MERCHANTABILITY, FITNESS FOR A PARTICULAR PURPOSE AND NONINFRINGEMENT OF THIRD PARTY RIGHTS. IN NO EVENT SHALL THE AUTHORS OR COPYRIGHT HOLDERS BE LIABLE FOR ANY CLAIM, DAMAGES OR OTHER LIABILITY, WHETHER IN AN ACTION OF CONTRACT, TORT OR OTHERWISE, ARISING FROM, OUT OF OR IN CONNECTION WITH THE SOFTWARE OR THE USE OR OTHER DEALINGS IN THE SOFTWARE. Except as contained in this notice, the name of a copyright holder shall not be used in advertising or otherwise to promote the sale, use or other dealings in this Software without prior written authorization of the copyright holder.

libfreetypeex (2.4.2)

FreeType is a software development library, available in source and binary forms, used to render text on to bitmaps and provides support for other font-related operations. The original download site for this software is

: <https://github.com/julienr/libfreetype-android>

Freetype License

libjpegex (8a)

This package contains C software to implement JPEG image encoding, decoding, and transcoding. This software is based in part on the work of the Independent JPEG Group.-----The

authors make NO WARRANTY or representation, either express or implied, with respect to this software, its quality, accuracy, merchantability, or fitness for a particular purpose. This software is provided "AS IS", and you, its user, assume the entire risk as to its quality and accuracy. This software is copyright (C) 1991-1998, Thomas G. Lane. All Rights Reserved except as specified below. Permission is hereby granted to use, copy, modify, and distribute this software (or portions thereof) for any purpose, without fee, subject to these conditions:(1) If any part of the source code for this software is distributed, then this README file must be included, with this copyright and no-warranty notice unaltered; and any additions, deletions, or changes to the original files must be clearly indicated in accompanying documentation.(2) If only executable code is distributed, then the accompanying documentation must state that "this software is based in part on the work of the Independent JPEG Group".(3) Permission for use of this software is granted only if the user accepts full responsibility for any undesirable consequences; the authors accept NO LIABILITY for damages of any kind. These conditions apply to any software derived from or based on the IJG code, not just to the unmodified library. If you use our work, you ought to acknowledge us. Permission is NOT granted for the use of any IJG author's name or company name in advertising or publicity relating to this software or products derived from it. This software may be referred to only as "the Independent JPEG Group's software". We specifically permit and encourage the use of this software as the basis of commercial products, provided that all warranty or liability claims are assumed by the product vendor.

libpngex (1.4.1)

libpng is the official Portable Network Graphics (PNG) reference library (originally called pnglib). It is a platform-independent library that contains C functions for handling PNG images. It supports almost all of PNG's features, is extensible. The original download site for this software is :

<https://github.com/julienr/libpng-androidlibpng>
license

dvbsnoop (1.2)

dvbsnoop is a DVB / MPEG stream analyzer program. For generating CRC32 values required for composing PAT, PMT, EIT sections The original download site for this software is :

<https://github.com/a4tunado/dvbsnoop/blob/master/src/misc/crc32.cGPL> v2
<http://dvbsnoop.sourceforge.net/dvbsnoop.html>

gSoap (2.7.15)

The gSOAP toolkit is an open source C and C++ software development toolkit for SOAP/XML Web services and generic (non-SOAP) C/C++ XML data bindings. Part of the software embedded in this product is gSOAP software. Portions created by gSOAP are Copyright 2001-2009 Robert A. van Engelen, Genivia inc. All Rights Reserved. THE SOFTWARE IN THIS PRODUCT WAS IN PART PROVIDED BY GENIVIA INC AND ANY EXPRESS OR IMPLIED WARRANTIES, INCLUDING, BUT NOT LIMITED TO, THE IMPLIED WARRANTIES OF MERCHANTABILITY AND FITNESS FOR A PARTICULAR PURPOSE ARE DISCLAIMED. IN NO EVENT SHALL THE AUTHOR BE LIABLE FOR ANY DIRECT, INDIRECT, INCIDENTAL, SPECIAL, EXEMPLARY, OR CONSEQUENTIAL DAMAGES (INCLUDING, BUT NOT LIMITED TO, PROCUREMENT OF SUBSTITUTE GOODS OR SERVICES; LOSS OF USE, DATA, OR PROFITS; OR BUSINESS INTERRUPTION) HOWEVER CAUSED AND ON ANY THEORY OF LIABILITY, WHETHER IN CONTRACT, STRICT LIABILITY, OR TORT (INCLUDING NEGLIGENCE OR OTHERWISE) ARISING IN ANY WAY OUT OF THE USE OF THIS SOFTWARE, EVEN IF ADVISED OF THE POSSIBILITY OF SUCH DAMAGE.

restlet (2.3.0)

Restlet is a lightweight, comprehensive, open source REST framework for the Java platform. Restlet is suitable for both server and client Web applications. It supports major Internet transport, data format, and service description standards like HTTP and HTTPS, SMTP, XML, JSON, Atom, and WADL. The original download site for this software is

: <http://restlet.org> This piece of software is made available under the terms and conditions of the Apache License version 2.

FaceBook SDK (3.0.1)

This TV contains Facebook SDK. The Facebook SDK for Android is the easiest way to integrate your

Android app with Facebook's platform. The SDK provides support for Login with Facebook authentication, reading and writing to Facebook APIs and support for UI elements such as pickers and dialogs. The original download site for this software is

: <https://developer.facebook.com/docs/android>

This piece of software is made available under the terms and conditions of the Apache License version 2.

ffmpeg (2.1.3)

This TV uses FFmpeg. FFmpeg is a complete, cross-platform solution to record, convert and stream audio and video. The original download site for this software is : <http://ffmpeg.org> This piece of software is made available under the terms and conditions of the GPL v2 license, which can be found below.

gson (2.3)

This TV uses gson. Gson is a Java library that can be used to convert Java Objects into their JSON representation. It can also be used to convert a JSON string to an equivalent Java object. Gson can work with arbitrary Java objects including pre-existing objects that you do not have source-code of. The original download site for this software is : <https://code.google.com/p/google-gson/> . This piece of software is made available under the terms and conditions of the Apache License 2.0

This software includes an implementation of the AES Cipher, licensed by Brian Gladman. The original download site for this software is : <http://www.gladman.me.uk/> This piece of software is licensed by Brian Gladman.

libUpNp (1.2.1)

The original download site for this software is : <http://upnp.sourceforge.net/> This piece of software is made available under the terms and conditions of the BSD.

live555 (0.82)

Live555 provides RTP/RTCP/RTSP client. The original download site for this software is : <http://www.live555.com> This piece of software is made available under the terms and conditions of the LGPL v2.1 license, which can be found below.

dnsmasq

Dnsmasq is a lightweight, easy to configure DNS forwarder and DHCP server. The original download site for this software is

: <https://android.googlesource.com/platform/external/dnsmasq> This piece of software is made available under the terms and conditions of the GPL v2 license, which can be found below.

TomCrypt (1.1)

iwedia stack is using tomcrypt for sw decryption. The original download site for this software is

: <http://manpages.ubuntu.com/manpages/saucy/man3/libtomcrypt.3.html>. This piece of software is made available under the terms and conditions of the WTFPL.

u-boot (2011-12)

U-boot is a boot loader for embedded boards based on ARM, MIPS and other processors, which can be installed in a boot ROM and used to initialize and test the hardware or to download and run application code. This piece of software is made available under the terms and conditions of the GPL v2 license, which can be found below.

AsyncHttpClient (1.4.9)

The original download site for this software is : <http://loopj.com/android-async-http/> This piece of software is made available under the terms and conditions of the APACHE LICENSE 2.0

httpClient-4.4.1.1 (4.4.1.1)

This is needed to import cz.msebera.android.httpClient used by AssyncHttpClient The original download site for this software is : <http://mvnrepository.com/artifact/cz.msebera.android/httpclient/4.4.1.1> This piece of software is made available under the terms and conditions of the APACHE LICENSE 2.0

Jackson Parser (2.x)

lpepg client uses Jackson Parser for string manipulation. The original download site for this software is : <https://github.com/FasterXML/jackson-core> This piece of software is made available under the terms and conditions of the APACHE LICENSE 2.0

audio a2dp (2.x)

Bluetooth stack. The original download site for this software is

:
<https://android.googlesource.com/platform/system/bt> This piece of software is made available under the terms and conditions of the APACHE LICENSE 2.0

libexif (0.6.21)

Exif JPEG header manipulation tool. The original download site for this software is : <http://libexif.sourceforge.net/> This piece of software is made available under the terms and conditions of the APACHE LICENSE 2.0

libexpat (2.1.0)

Expat XML Parser. The original download site for this software is : <http://www.libexpat.org/Expat> is free software. You may copy, distribute, and modify it under the terms of the License contained in the file COPYING distributed with this package. This license is the same as the MIT/X Consortium license.

libFFTEm ()

neven face recognition library. The original download site for this software is : No info. This piece of software is made available under the terms and conditions of the APACHE LICENSE 2.0

libicui18n (49.1.1)

International Components for unicode. The original download site for this software is : <http://icu-project.org> This piece of software is made available under the terms and conditions of the BSD.

libiprouteutil (3.4.0)

iproute2 TCP/IP networking and traffic control. The original download site for this software is : <http://www.linuxfoundation.org/> This piece of software is made available under the terms and conditions of the GPL v2. which can be found below

libjpeg (3.4.0)

libjpeg-turbo is a JPEG image codec that uses SIMD instructions (MMX, SSE2, NEON) to accelerate baseline JPEG compression and decompression on x86, x86-64, and ARM systems. The original download site for this software is : <http://www.ijg.org/libjpeg-turbo> is covered by three compatible BSD-style open source licenses. Refer to LICENSE.txt for a roll-up of license terms.

libmtp (1.0.1)

libmtp The original download site for this software is : <http://libmtp.sourceforge.net/> . This piece of software is made available under the terms and conditions of the LGPL V2.

libmdnssd (320.10.80)

MDNS Responder. The mDNSResponder project is a component of Bonjour, 5Apple's ease-of-use IP networking initiative. The original download site for this software is : <http://www.opensource.apple.com/tarballs/mDNSResponder/> This piece of software is made available under the terms and conditions of the Apache license version 2

libnfc_ndef ()

The original download site for this software is : No info. This piece of software is made available under the terms and conditions of the Apache license version 2

libskia ()

skia 2D graphics library Skia is a complete 2D graphic library for drawing Text, Geometries, and Images. The original download site for this software is : <http://code.google.com/p/skia/> This piece of software is made available under the terms and conditions of the BSD.

libsonivox ()

The original download site for this software is : No info. This piece of software is made available under the terms and conditions of the Android APACHE License Version 2.

libsqlite (3.9.2)

SQLite database. The original download site for this software is : <http://www.sqlite.org> This piece of software is made available under the terms and conditions of the Android APACHE License Version 2.

libttspeco ()

The original download site for this software is : No info. This piece of software is made available under the terms and conditions of the Android APACHE License Version 2.

libtinyalsa ()

tinyalsa: a small library to interface with ALSA in the

Linux kernel. The original download site for this software is : No info. This piece of software is made available under the terms and conditions of the BSD.

wpa_supplicant (0.8)

Library used by legacy HAL to talk to wpa_supplicant daemon. The original download site for this software is : <http://hostap.epitest.fi/> This piece of software is made available under the terms and conditions of the GPLv2.

libz (1.2.8)

zlib compression library. The original download site for this software is : <http://zlib.net> This piece of software is made available under the terms and conditions of the BSD.

iptables (1.4.20)

iptables is a user space application program that allows a system administrator to configure the tables provided by the Linux kernel firewall (implemented as different Netfilter modules) and the chains and rules it stores. Different kernel modules and programs are currently used for different protocols; iptables applies to IPv4The original download site for this software is : <https://android.googlesource.com/> This piece of software is made available under the terms and conditions of the GPLv2.

toolbox (1.2.8)

The 'toolbox' command in Android is a multi-function program. It encapsulates the functionality of many common Linux commands (and some special Android ones) into a single binary. This makes it more compact than having all those other commands installed individually. The original download site for this software is : <https://android.googlesource.com/> This piece of software is made available under the terms and conditions of the Android APACHE License Version 2.

libssl (7b8b9c17db93ea5287575b437c77fb36eeb81b31)

BoringSSL The original download site for this software is : <https://boringssl.googleusercontent.com/boringssl/> This piece of software is made available under the terms and conditions of the BSD.

libOpenMAXAL (7b8b9c17db93ea5287575b437c77fb36eeb81b31)

OpenMAX AL is an application-level multimedia

playback and recording API for mobile embedded devicesThe original download site for this software is : <https://www.khronos.org/openmax/> License free

libOpenSLES (1.0)

Khronos OpenSL Sound API spec. The original download site for this software is : <https://www.khronos.org/opensles/> License free

libEGL libGLESv1_CM (3.1)

Khronos OpenGL Graphics API spec. The original download site for this software is : <https://www.opengl.org/> License free

libffmpeg_av (2.1)

FFmpeg media player. The original download site for this software is : <https://ffmpeg.org/> This piece of software is licensed under LGPL v2.1

libcurlmheg (7.21.6)

curl for MHEG. The original download site for this software is : <https://ffmpeg.org/> Curl and libcurl are licensed under a MIT/X derivate license. Please look at <https://curl.haxx.se/docs/copyright.html>

boringsssl (af0e32cb84f0c9cc65b9233a3414d2562642b342)

ssl for MHEG, Taken from android M. The original download site for this software is : <https://boringsssl.googleusercontent.com/boringsssl/> Licensed under BSD, please find in /android/n-base/external/boringsssl/NOTICE

libpng (1.6.22beta)

libpng is the official Portable Network Graphics (PNG) reference library (originally called pnglib). It is a platform-independent library that contains C functions for handling PNG images. It supports almost all of PNG's features, is extensible. The original download site for this software is : <https://github.com/julienr/libpng-android> This code is released under the libpng license.

Hue SDK (1.8.1)

TV ambihue app uses Philips SDK to find the hue bridge name. The original download site for this software is : <https://developers.meethue.com/documentation/java-multi-platform-and-android-sdk>

Opera Web Browser (SDK 4.8.0)

This TV contains Opera Browser Software.

Third-party licenses

WebKit

name License

WebKit URL: <http://webkit.org/>

(WebKit doesn't distribute an explicit license. This LICENSE is derived from license text in the source.)

Copyright (c) 1997, 1998, 1999, 2000, 2001, 2002, 2003, 2004, 2005, 2006, 2007 Alexander Kellett, Alexey Proskuryakov, Alex Mathews, Allan Sandfeld Jensen, Alp Toker, Anders Carlsson, Andrew Wellington, Antti Koivisto, Apple Inc., Arthur Langereis, Baron Schwartz, Bjoern Graf, Brent Fulgham, Cameron Zvarich, Charles Samuels, Christian Dywan, Collabora Ltd., Cyrus Patel, Daniel Molkentin, Dave MacLachlan, David Smith, Dawit Alemayehu, Dirk Mueller, Dirk Schulze, Don Gibson, Enrico Ros, Eric Seidel, Frederik Holljen, Frerich Raabe, Friedmann Kleint, George Staikos, Google Inc., Graham Dennis, Harri Porten, Henry Mason, Hiroyuki Ikezoe, Holger Hans Peter Freyther, IBM, James G. Speth, Jan Alonzo, Jean-Loup Gailly, John Reis, Jonas Witt, Jon Shier, Jonas Witt, Julien Chaffraix, Justin Haygood, Kevin Ollivier, Kevin Watters, Kimmo Kinnunen, Kouhei Sutou, Krzysztof Kowalczyk, Lars Knoll, Luca Bruno, Maks Orlovich, Malte Starostik, Mark Adler, Martin Jones, Marvin Decker, Matt Lilek, Michael Emmel, Mitz Pettel, mozilla.org, Netscape Communications Corporation, Nicholas Shanks, Nikolas Zimmermann, Nokia, Oliver Hunt, Opened Hand, Paul Johnston, Peter Kelly, Pioneer Research Center USA, Rich Moore, Rob Buis, Robin Dunn, Ronald Tschalär, Samuel Weinig, Simon Hausmann, Staikos Computing Services Inc., Stefan Schimanski, Symantec Corporation, The Dojo Foundation, The Karbon Developers, Thomas Boyer, Tim Copperfield, Tobias Anton, Torben Weis, Trolltech, University of Cambridge, Vaclav Slavik, Waldo Bastian, Xan Lopez, Zack Rusin

The terms and conditions vary from file to file, but are one of:

Redistribution and use in source and binary forms, with or without modification, are permitted provided that the following conditions are met:

OR

Redistribution and use in source and binary forms, with or without modification, are permitted provided that the following conditions are met:

THIS SOFTWARE IS PROVIDED BY APPLE COMPUTER, INC. "AS IS" AND ANY EXPRESS OR IMPLIED WARRANTIES, INCLUDING, BUT NOT LIMITED TO, THE IMPLIED WARRANTIES OF MERCHANTABILITY AND FITNESS FOR A PARTICULAR PURPOSE ARE DISCLAIMED. IN NO EVENT SHALL APPLE COMPUTER, INC. OR CONTRIBUTORS BE LIABLE FOR ANY DIRECT, INDIRECT, INCIDENTAL, SPECIAL, EXEMPLARY, OR CONSEQUENTIAL DAMAGES (INCLUDING, BUT NOT LIMITED TO, PROCUREMENT OF SUBSTITUTE GOODS OR SERVICES; LOSS OF USE, DATA, OR PROFITS; OR BUSINESS INTERRUPTION) HOWEVER CAUSED AND ON ANY THEORY OF LIABILITY, WHETHER IN CONTRACT, STRICT LIABILITY, OR TORT (INCLUDING NEGLIGENCE OR OTHERWISE) ARISING IN ANY WAY OUT OF THE USE OF THIS SOFTWARE, EVEN IF ADVISED OF THE POSSIBILITY OF SUCH DAMAGE.

GNU LIBRARY GENERAL PUBLIC LICENSE

Version 2, June 1991

Copyright (C) 1991 Free Software Foundation, Inc.

51 Franklin Street, Fifth Floor, Boston, MA 02110-1301 USA

Everyone is permitted to copy and distribute verbatim copies of this license document, but changing it is not allowed.

Preamble

The licenses for most software are designed to take away your freedom to share and change it. By contrast, the GNU General Public Licenses are intended to guarantee your freedom to share and change free software--to make sure the software is free for all its users.

This license, the Library General Public License, applies to some specially designated Free Software Foundation software, and to any other libraries whose authors decide to use it. You can use it for your libraries, too.

When we speak of free software, we are referring to freedom, not price. Our General Public Licenses are designed to make sure that you have the freedom to distribute copies of free software (and charge for this service if you wish), that you receive source code or can get it if you want it, that you can change the software or use pieces of it in new free programs; and that you know you can do these things.

To protect your rights, we need to make restrictions that forbid anyone to deny you these rights or to ask you to surrender the rights. These restrictions translate to certain responsibilities for you if you distribute copies of the library, or if you modify it.

For example, if you distribute copies of the library, whether gratis or for a fee, you must give the recipients all the rights that we gave you. You must make sure that they, too, receive or can get the source code. If you link a program with the library, you must provide complete object files to the recipients so that they can relink them with the library, after making changes to the library and recompiling it. And you must show them these terms so they know their rights.

Our method of protecting your rights has two steps: (1) copyright the library, and (2) offer you this license which gives you legal permission to copy, distribute and/or modify the library.

Also, for each distributor's protection, we want to make certain that everyone understands that there is no warranty for this free library. If the library is modified by someone else and passed on, we want its recipients to know that what they have is not the original version, so that any problems introduced by others will not reflect on the original authors' reputations.

Finally, any free program is threatened constantly by software patents. We wish to avoid the danger that companies distributing free software will individually obtain patent licenses, thus in effect transforming the program into proprietary software. To prevent this, we have made it clear that any patent must be licensed for everyone's free use or not licensed at all.

Most GNU software, including some libraries, is covered by the ordinary GNU General Public License, which was designed for utility programs. This license, the GNU Library General Public License, applies to certain designated libraries. This license is quite different from the ordinary one; be sure to read it in full, and don't assume that anything in it is the same as in the ordinary license.

The reason we have a separate public license for some libraries is that they blur the distinction we usually make between modifying or adding to a program and simply using it. Linking a program with a library, without changing the library, is in some sense simply using the library, and is analogous to running a utility program or application program. However, in a textual and legal sense, the linked executable is a combined work, a derivative of the original library, and the ordinary General Public License treats it as such.

Because of this blurred distinction, using the ordinary General Public License for libraries did not effectively promote software sharing, because most developers did not use the libraries. We concluded that weaker conditions might promote sharing better.

However, unrestricted linking of non-free programs would deprive the users of those programs of all benefit from the free status of the libraries themselves. This Library General Public License is

intended to permit developers of non-free programs to use free libraries, while preserving your freedom as a user of such programs to change the free libraries that are incorporated in them. (We have not seen how to achieve this as regards changes in header files, but we have achieved it as regards changes in the actual functions of the Library.) The hope is that this will lead to faster development of free libraries.

The precise terms and conditions for copying, distribution and modification follow. Pay close attention to the difference between a "work based on the library" and a "work that uses the library". The former contains code derived from the library, while the latter only works together with the library.

Note that it is possible for a library to be covered by the ordinary General Public License rather than by this special one.

GNU LIBRARY GENERAL PUBLIC LICENSE

TERMS AND CONDITIONS FOR COPYING, DISTRIBUTION AND MODIFICATION

0. This License Agreement applies to any software library which contains a notice placed by the copyright holder or other authorized party saying it may be distributed under the terms of this Library General Public License (also called "this License"). Each licensee is addressed as "you".

A "library" means a collection of software functions and/or data prepared so as to be conveniently linked with application programs (which use some of those functions and data) to form executables.

The "Library", below, refers to any such software library or work which has been distributed under these terms. A "work based on the Library" means either the Library or any derivative work under copyright law: that is to say, a work containing the Library or a portion of it, either verbatim or with modifications and/or translated straightforwardly into another language. (Hereinafter, translation is included without limitation in the term "modification".)

"Source code" for a work means the preferred form of the work for making modifications to it. For a library, complete source code means all the source code for all modules it contains, plus any associate interface definition files, plus the scripts used to control compilation and installation of the library.

Activities other than copying, distribution and modification are not covered by this License; they are outside its scope. The act of running a program using the Library is not restricted, and output from such a program is covered only if its contents constitute a work based on the Library (independent

of the use of the Library in a tool for writing it). Whether that is true depends on what the Library does and what the program that uses the Library does.

1. You may copy and distribute verbatim copies of the Library's complete source code as you receive it, in any medium, provided that you conspicuously and appropriately publish on each copy an appropriate copyright notice and disclaimer of warranty; keep intact all the notices that refer to this License and to the absence of any warranty; and distribute a copy of this License along with the

You may charge a fee for the physical act of transferring a copy, and you may at your option offer warranty protection in exchange for a

2. You may modify your copy or copies of the Library or any portion of it, thus forming a work based on the Library, and copy and distribute such modifications or work under the terms of Section 1 above, provided that you also meet all of these conditions:

a) The modified work must itself be a software library.

b) You must cause the files modified to carry prominent notices stating that you changed the files and the date of any change.

c) You must cause the whole of the work to be licensed at no charge to all third parties under the terms of this License.

d) If a facility in the modified Library refers to a function or a table of data to be supplied by an application program that uses the facility, other than as an argument passed when the facility is invoked, then you must make a good faith effort to ensure that, in the event an application does not supply such function or table, the facility still operates, and performs whatever part of its purpose remains meaningful.

(For example, a function in a library to compute square roots has a purpose that is entirely well-defined independent of the application. Therefore, Subsection 2d requires that any application-supplied function or table used by this function must be optional: if the application does not supply it, the squareroot function must still compute square roots.)

These requirements apply to the modified work as a whole. If identifiable sections of that work are not derived from the Library, and can be reasonably considered independent and separate works in themselves, then this License, and its terms, do not apply to those sections when you distribute them as separate works. But when you distribute the same sections as part of a whole which is a work based on the Library, the distribution of the whole must be on the terms of this License, whose permissions for

other licensees extend to the entire whole, and thus to each and every part regardless of who wrote. Thus, it is not the intent of this section to claim rights or contest your rights to work written entirely by you; rather, the intent is to exercise the right to control the distribution of derivative or collective works based on the Library.

In addition, mere aggregation of another work not based on the Library with the Library (or with a work based on the Library) on a volume of a storage or distribution medium does not bring the other work under the scope of this License.

3. You may opt to apply the terms of the ordinary GNU General Public License instead of this License to a given copy of the Library. To do this, you must alter all the notices that refer to this License, so that they refer to the ordinary GNU General Public License, version 2, instead of to this License. (If a newer version than version 2 of the ordinary GNU General Public License has appeared, then you can specify that version instead if you wish.) Do not make any other change in these notices.

Once this change is made in a given copy, it is irreversible for that copy, so the ordinary GNU General Public License applies to all subsequent copies and derivative works made from that copy.

This option is useful when you wish to copy part of the code of the Library into a program that is not a library.

4. You may copy and distribute the Library (or a portion or derivative of it, under Section 2) in object code or executable form under the terms of Sections 1 and 2 above provided that you accompany it with the complete corresponding machine-readable source code, which must be distributed under the terms of Sections 1 and 2 above on a medium customarily used for software interchange.

If distribution of object code is made by offering access to copy from a designated place, then offering equivalent access to copy the source code from the same place satisfies the requirement to distribute the source code, even though third parties are not compelled to copy the source along with the object code.

5. A program that contains no derivative of any portion of the Library, but is designed to work with the Library by being compiled or linked with it, is called a "work that uses the Library". Such a work, in isolation, is not a derivative work of the Library, and therefore falls outside the scope of this License.

However, linking a "work that uses the Library" with the Library creates an executable that is a derivative of the Library (because it contains portions of the Library), rather than a "work that uses the library". The executable is therefore covered by this License.

Section 6 states terms for distribution of such executables.

When a "work that uses the Library" uses material from a header file that is part of the Library, the object code for the work may be a derivative work of the Library even though the source code is not. Whether this is true is especially significant if the work can be linked without the Library, or if the work is itself a library. The threshold for this to be true is not precisely defined by law.

If such an object file uses only numerical parameters, data structure layouts and accessors, and small macros and small inline functions (ten lines or less in length), then the use of the object file is unrestricted, regardless of whether it is legally a derivative work. (Executables containing this object code plus portions of the Library will still fall under Section 6.)

Otherwise, if the work is a derivative of the Library, you may distribute the object code for the work under the terms of Section 6. Any executables containing that work also fall under Section 6, whether or not they are linked directly with the Library itself.

6. As an exception to the Sections above, you may also compile or link a "work that uses the Library" with the Library to produce a work containing portions of the Library, and distribute that work under terms of your choice, provided that the terms permit modification of the work for the customer's own use and reverse engineering for debugging such modifications.

You must give prominent notice with each copy of the work that the Library is used in it and that the Library and its use are covered by this License. You must supply a copy of this License. If the work during execution displays copyright notices, you must include the copyright notice for the Library among them, as well as a reference directing the user to the copy of this License. Also, you must do one of these things:

a) Accompany the work with the complete corresponding machine-readable source code for the Library including whatever changes were used in the work (which must be distributed under Sections 1 and 2 above); and, if the work is an executable linked with the Library, with the complete machine-readable "work that uses the Library", as object code and/or source code, so that the user can modify the Library and then relink to produce a modified executable containing the modified Library. (It is understood that the user who changes the contents of definitions files in the Library will not necessarily be able to recompile the application to use the modified definitions.)

b) Accompany the work with a written offer, valid for at least three years, to give the same user the materials specified in Subsection 6a, above, for a

charge no more than the cost of performing this distribution.

c) If distribution of the work is made by offering access to copy from a designated place, offer equivalent access to copy the above specified materials from the same place.

d) Verify that the user has already received a copy of these materials or that you have already sent this user a copy.

For an executable, the required form of the "work that uses the Library" must include any data and utility programs needed for reproducing the executable from it. However, as a special exception, the source code distributed need not include anything that is normally distributed (in either source or binary form) with the major components (compiler, kernel, and so on) of the operating system on which the executable runs, unless that component itself accompanies the executable.

It may happen that this requirement contradicts the license restrictions of other proprietary libraries that do not normally accompany the operating system. Such a contradiction means you cannot use both them and the Library together in an executable that you distribute.

7. You may place library facilities that are a work based on the Library side-by-side in a single library together with other library facilities not covered by this License, and distribute such a combined library, provided that the separate distribution of the work based on the Library and of the other library facilities is otherwise permitted, and provided that you do these two things:

a) Accompany the combined library with a copy of the same work based on the Library, uncombined with any other library facilities. This must be distributed under the terms of the Sections above.

b) Give prominent notice with the combined library of the fact that part of it is a work based on the Library, and explaining where to find the accompanying uncombined form of the same work.

8. You may not copy, modify, sublicense, link with, or distribute the Library except as expressly provided under this License. Any attempt otherwise to copy, modify, sublicense, link with, or distribute the Library is void, and will automatically terminate your rights under this License. However, parties who have received copies, or rights, from you under this License will not have their licenses terminated so long as such parties remain in full compliance.

9. You are not required to accept this License, since you have not signed it. However, nothing else grants you permission to modify or distribute the Library or its derivative works. These actions

are prohibited by law if you do not accept this License. Therefore, by modifying or distributing the Library (or any work based on the Library), you indicate your acceptance of this License to do so, and all its terms and conditions for copying, distributing or modifying the Library or works based on it.

10. Each time you redistribute the Library (or any work based on the Library), the recipient automatically receives a license from the original licensor to copy, distribute, link with or modify the Library subject to these terms and conditions. You may not impose any further restrictions on the recipients' exercise of the rights granted herein. You are not responsible for enforcing compliance by third parties to this License.

11. If, as a consequence of a court judgment or allegation of patent infringement or for any other reason (not limited to patent issues), conditions are imposed on you (whether by court order, agreement or otherwise) that contradict the conditions of this License, they do not excuse you from the conditions of this License. If you cannot distribute so as to satisfy simultaneously your obligations under this License and any other pertinent obligations, then as a consequence you may not distribute the Library at all. For example, if a patent license would not permit royalty-free redistribution of the Library by all those who receive copies directly or indirectly through you, then the only way you could satisfy both it and this License would be to refrain entirely from distribution of the Library.

If any portion of this section is held invalid or unenforceable under any particular circumstance, the balance of the section is intended to apply, and the section as a whole is intended to apply in other circumstances.

It is not the purpose of this section to induce you to infringe any patents or other property right claims or to contest validity of any such claims; this section has the sole purpose of protecting the integrity of the free software distribution system which is implemented by public license practices. Many people have made generous contributions to the wide range of software distributed through that system in reliance on consistent application of that system; it is up to the author/donor to decide if he or she is willing to distribute software through any other system and a licensee cannot impose that choice.

This section is intended to make thoroughly clear what is believed to be a consequence of the rest of this License.

12. If the distribution and/or use of the Library is restricted in certain countries either by patents or by copyrighted interfaces, the original copyright holder who places the Library under this License may add an explicit geographical distribution limitation

excluding those countries, so that distribution is permitted only in or among countries not thus excluded. In such case, this License incorporates the limitation as if written in the body of this License.

13. The Free Software Foundation may publish revised and/or new versions of the Library General Public License from time to time. Such new versions will be similar in spirit to the present version, but may differ in detail to address new problems or concerns.

Each version is given a distinguishing version number. If the Library specifies a version number of this License which applies to it and "any later version", you have the option of following the terms and conditions either of that version or of any later version published by the Free Software Foundation. If the Library does not specify a license version number, you may choose any version ever published by the Free Software Foundation.

14. If you wish to incorporate parts of the Library into other free programs whose distribution conditions are incompatible with these, write to the author to ask for permission. For software which is copyrighted by the Free Software Foundation, write to the Free Software Foundation; we sometimes make exceptions for this. Our decision will be guided by the two goals of preserving the free status of all derivatives of our free software and of promoting the sharing and reuse of software generally.

NO WARRANTY

15. BECAUSE THE LIBRARY IS LICENSED FREE OF CHARGE, THERE IS NO

WARRANTY FOR THE LIBRARY, TO THE EXTENT PERMITTED BY APPLICABLE LAW.

EXCEPT WHEN OTHERWISE STATED IN WRITING THE COPYRIGHT HOLDERS AND/OR

OTHER PARTIES PROVIDE THE LIBRARY "AS IS" WITHOUT WARRANTY OF ANY

KIND, EITHER EXPRESSED OR IMPLIED, INCLUDING, BUT NOT LIMITED TO, THE

IMPLIED WARRANTIES OF MERCHANTABILITY AND FITNESS FOR A PARTICULAR PURPOSE.

THE ENTIRE RISK AS TO THE QUALITY AND PERFORMANCE OF THE

LIBRARY IS WITH YOU. SHOULD THE LIBRARY PROVE DEFECTIVE, YOU ASSUME

THE COST OF ALL NECESSARY SERVICING, REPAIR OR CORRECTION.

16. IN NO EVENT UNLESS REQUIRED BY APPLICABLE LAW OR AGREED TO IN

WRITING WILL ANY COPYRIGHT HOLDER, OR ANY OTHER PARTY WHO MAY MODIFY

AND/OR REDISTRIBUTE THE LIBRARY AS PERMITTED ABOVE, BE LIABLE TO YOU FOR DAMAGES, INCLUDING ANY GENERAL, SPECIAL, INCIDENTAL OR CONSEQUENTIAL DAMAGES ARISING OUT OF THE USE OR INABILITY TO USE THE LIBRARY (INCLUDING BUT NOT LIMITED TO LOSS OF DATA OR DATA BEING RENDERED INACCURATE OR LOSSES SUSTAINED BY YOU OR THIRD PARTIES OR A FAILURE OF THE LIBRARY TO OPERATE WITH ANY OTHER SOFTWARE), EVEN IF SUCH HOLDER OR OTHER PARTY HAS BEEN ADVISED OF THE POSSIBILITY OF SUCH

END OF TERMS AND
CONDITIONS

GNU LESSER GENERAL PUBLIC LICENSE

Version 2.1, February 1999

Copyright (C) 1991, 1999 Free Software Foundation, Inc.

51 Franklin Street, Fifth Floor, Boston, MA 02110-1301 USA

Everyone is permitted to copy and distribute verbatim copies of this license document, but changing it is not allowed.

[This is the first released version of the Lesser GPL. It also counts as the successor of the GNU Library Public License, version 2, hence the version number 2.1.]

Preamble

The licenses for most software are designed to take away your freedom to share and change it. By contrast, the GNU General Public Licenses are intended to guarantee your freedom to share and change free software--to make sure the software is free for all its users.

This license, the Lesser General Public License, applies to some specially designated software packages--typically libraries--of the Free Software Foundation and other authors who decide to use it. You can use it too, but we suggest you first think carefully about whether this license or the ordinary General Public License is the better strategy to use in any particular case, based on the explanations below.

When we speak of free software, we are referring to freedom of use, not price. Our General Public Licenses are designed to make sure that you have the freedom to distribute copies of free software (and charge for this service if you wish); that you receive

source code or can get it if you want it; that you can change the software and use pieces of it in new free programs; and that you are informed that you can do these things.

To protect your rights, we need to make restrictions that forbid distributors to deny you these rights or to ask you to surrender these rights. These restrictions translate to certain responsibilities for you if you distribute copies of the library or if you modify it.

For example, if you distribute copies of the library, whether gratis or for a fee, you must give the recipients all the rights that we gave you. You must make sure that they, too, receive or can get the source code. If you link other code with the library, you must provide complete object files to the recipients, so that they can relink them with the library after making changes to the library and recompiling it. And you must show them these terms so they know their rights.

We protect your rights with a two-step method: (1) we copyright the library, and (2) we offer you this license, which gives you legal permission to copy, distribute and/or modify the library.

To protect each distributor, we want to make it very clear that there is no warranty for the free library. Also, if the library is modified by someone else and passed on, the recipients should know that what they have is not the original version, so that the original author's reputation will not be affected by problems that might be introduced by others.

Finally, software patents pose a constant threat to the existence of any free program. We wish to make sure that a company cannot effectively restrict the users of a free program by obtaining a restrictive license from a patent holder. Therefore, we insist that any patent license obtained for a version of the library must be consistent with the full freedom of use specified in this license.

Most GNU software, including some libraries, is covered by the ordinary GNU General Public License. This license, the GNU Lesser General Public License, applies to certain designated libraries, and is quite different from the ordinary General Public License. We use this license for certain libraries in order to permit linking those libraries into non-free programs.

When a program is linked with a library, whether statically or using a shared library, the combination of the two is legally speaking a combined work, a derivative of the original library. The ordinary General Public License therefore permits such linking only if the entire combination fits its criteria of freedom. The Lesser General Public License permits more lax criteria for linking other code with the library.

We call this license the "Lesser" General Public

License because it does Less to protect the user's freedom than the ordinary General Public License. It also provides other free software developers Less of an advantage over competing non-free programs. These disadvantages are the reason we use the ordinary General Public License for many libraries. However, the Lesser license provides advantages in certain special circumstances.

For example, on rare occasions, there may be a special need to encourage the widest possible use of a certain library, so that it becomes a de-facto standard. To achieve this, non-free programs must be allowed to use the library. A more frequent case is that a free library does the same job as widely used non-free libraries. In this case, there is little to gain by limiting the free library to free software only, so we use the Lesser General Public License.

In other cases, permission to use a particular library in non-free programs enables a greater number of people to use a large body of free software. For example, permission to use the GNU C Library in non-free programs enables many more people to use the whole GNU operating system, as well as its variant, the GNU/Linux operating system.

Although the Lesser General Public License is Less protective of the users' freedom, it does ensure that the user of a program that is linked with the Library has the freedom and the wherewithal to run that program using a modified version of the Library.

The precise terms and conditions for copying, distribution and modification follow. Pay close attention to the difference between a "work based on the library" and a "work that uses the library". The former contains code derived from the library, whereas the latter must be combined with the library in order to run.

GNU LESSER GENERAL PUBLIC LICENSE

TERMS AND CONDITIONS FOR COPYING, DISTRIBUTION AND MODIFICATION

0. This License Agreement applies to any software library or other program which contains a notice placed by the copyright holder or other authorized party saying it may be distributed under the terms of this Lesser General Public License (also called "this License"). Each licensee is addressed as "you".

A "library" means a collection of software functions and/or data prepared so as to be conveniently linked with application programs (which use some of those functions and data) to form executables.

The "Library", below, refers to any such software library or work which has been distributed under these terms. A "work based on the Library" means

either the Library or any derivative work under copyright law: that is to say, a work containing the Library or a portion of it, either verbatim or with modifications and/or translated straightforwardly into another language. (Hereinafter, translation is included without limitation in the term "modification".)

"Source code" for a work means the preferred form of the work for making modifications to it. For a library, complete source code means all the source code for all modules it contains, plus any associated interface definition files, plus the scripts used to control compilation and installation of the library.

Activities other than copying, distribution and modification are not covered by this License; they are outside its scope. The act of running a program using the Library is not restricted, and output from such a program is covered only if its contents constitute a work based on the Library (independent of the use of the Library in a tool for writing it). Whether that is true depends on what the Library does and what the program that uses the Library does.

1. You may copy and distribute verbatim copies of the Library's complete source code as you receive it, in any medium, provided that you conspicuously and appropriately publish on each copy an appropriate copyright notice and disclaimer of warranty; keep intact all the notices that refer to this License and to the absence of any warranty; and distribute a copy of this License along with the Library.

You may charge a fee for the physical act of transferring a copy, and you may at your option offer warranty protection in exchange for a fee.

2. You may modify your copy or copies of the Library or any portion of it, thus forming a work based on the Library, and copy and distribute such modifications or work under the terms of Section 1 above, provided that you also meet all of these conditions:

a) The modified work must itself be a software library.

b) You must cause the files modified to carry prominent notices stating that you changed the files and the date of any change.

c) You must cause the whole of the work to be licensed at no charge to all third parties under the terms of this License.

d) If a facility in the modified Library refers to a function or a table of data to be supplied by an application program that uses the facility, other than as an argument passed when the facility is invoked, then you must make a good faith effort to ensure that, in the event an application does not supply such function or table, the facility still operates, and performs whatever part of its purpose remains meaningful.

(For example, a function in a library to compute square roots has a purpose that is entirely well-defined independent of the application. Therefore, Subsection 2d requires that any application-supplied function or table used by this function must be optional: if the application does not supply it, the square root function must still compute square roots.)

These requirements apply to the modified work as a whole. If identifiable sections of that work are not derived from the Library, and can be reasonably considered independent and separate works in themselves, then this License, and its terms, do not apply to those sections when you distribute them as separate works. But when you distribute the same sections as part of a whole which is a work based on the Library, the distribution of the whole must be on the terms of this License, whose permissions for other licensees extend to the entire whole, and thus to each and every part regardless of who wrote

Thus, it is not the intent of this section to claim rights or contest your rights to work written entirely by you; rather, the intent is to exercise the right to control the distribution of derivative or collective works based on the Library.

In addition, mere aggregation of another work not based on the Library with the Library (or with a work based on the Library) on a volume of a storage or distribution medium does not bring the other work under the scope of this License.

3. You may opt to apply the terms of the ordinary GNU General Public License instead of this License to a given copy of the Library. To do this, you must alter all the notices that refer to this License, so that they refer to the ordinary GNU General Public License, version 2, instead of to this License. (If a newer version than version 2 of the ordinary GNU General Public License has appeared, then you can specify that version instead if you wish.) Do not make any other change in these notices.

Once this change is made in a given copy, it is irreversible for that copy, so the ordinary GNU General Public License applies to all subsequent copies and derivative works made from that copy.

This option is useful when you wish to copy part of the code of the Library into a program that is not a library.

4. You may copy and distribute the Library (or a portion or derivative of it, under Section 2) in object code or executable form under the terms of Sections 1 and 2 above provided that you accompany it with the complete corresponding machine-readable source code, which must be distributed under the terms of Sections 1 and 2 above on a medium customarily used for software interchange.

If distribution of object code is made by offering

access to copy from a designated place, then offering equivalent access to copy the source code from the same place satisfies the requirement to distribute the source code, even though third parties are not compelled to copy the source along with the object code.

5. A program that contains no derivative of any portion of the Library, but is designed to work with the Library by being compiled or linked with it, is called a "work that uses the Library". Such a work, in isolation, is not a derivative work of the Library, and therefore falls outside the scope of this License.

However, linking a "work that uses the Library" with the Library creates an executable that is a derivative of the Library (because it contains portions of the Library), rather than a "work that uses the library". The executable is therefore covered by this License.

Section 6 states terms for distribution of such executables.

When a "work that uses the Library" uses material from a header file that is part of the Library, the object code for the work may be a derivative work of the Library even though the source code is not. Whether this is true is especially significant if the work can be linked without the Library, or if the work is itself a library. The threshold for this to be true is not precisely defined by law.

If such an object file uses only numerical parameters, data structure layouts and accessors, and small macros and small inline functions (ten lines or less in length), then the use of the object file is unrestricted, regardless of whether it is legally a derivative work. (Executables containing this object code plus portions of the Library will still fall under Section 6.)

Otherwise, if the work is a derivative of the Library, you may distribute the object code for the work under the terms of Section 6. Any executables containing that work also fall under Section 6, whether or not they are linked directly with the Library itself.

6. As an exception to the Sections above, you may also combine or link a "work that uses the Library" with the Library to produce a work containing portions of the Library, and distribute that work under terms of your choice, provided that the terms permit modification of the work for the customer's own use and reverse engineering for debugging such modifications.

You must give prominent notice with each copy of the work that the Library is used in it and that the Library and its use are covered by this License. You must supply a copy of this License. If the work during execution displays copyright notices, you must include the copyright notice for the Library among them, as well as a reference directing the user to the copy of this License. Also, you must do one of

these things:

a) Accompany the work with the complete corresponding machine-readable source code for the Library including whatever changes were used in the work (which must be distributed under Sections 1 and 2 above); and, if the work is an executable linked with the Library, with the complete machine-readable "work that uses the Library", as object code and/or source code, so that the user can modify the Library and then relink to produce a modified executable containing the modified Library. (It is understood that the user who changes the contents of definitions files in the Library will not necessarily be able to recompile the application to use the modified definitions.)

b) Use a suitable shared library mechanism for linking with the Library. A suitable mechanism is one that (1) uses at run time a copy of the library already present on the user's computer system rather than copying library functions into the executable, and (2) will operate properly with a modified version of the library, if the user installs one, as long as the modified version is interface-compatible with the version that the work was made with.

c) Accompany the work with a written offer, valid for at least three years, to give the same user the materials specified in Subsection 6a, above, for a charge no more than the cost of performing this distribution.

d) If distribution of the work is made by offering access to copy from a designated place, offer equivalent access to copy the above specified materials from the same place.

e) Verify that the user has already received a copy of these materials or that you have already sent this user a copy.

For an executable, the required form of the "work that uses the Library" must include any data and utility programs needed for reproducing the executable from it. However, as a special exception, the materials to be distributed need not include anything that is normally distributed (in either source or binary form) with the major components (compiler, kernel, and so on) of the operating system on which the executable runs, unless that component itself accompanies the executable.

It may happen that this requirement contradicts the license restrictions of other proprietary libraries that do not normally accompany the operating system. Such a contradiction means you cannot use both them and the Library together in an executable that you

7. You may place library facilities that are a work based on the Library side-by-side in a single library together with other library facilities not covered by this License, and distribute such a combined library,

provided that the separate distribution of the work based on the Library and of the other library facilities is otherwise permitted, and provided that you do these two things:

a) Accompany the combined library with a copy of the same work based on the Library, uncombined with any other library facilities. This must be distributed under the terms of the Sections above.

b) Give prominent notice with the combined library of the fact that part of it is a work based on the Library, and explaining where to find the accompanying uncombined form of the same work.

8. You may not copy, modify, sublicense, link with, or distribute the Library except as expressly provided under this License. Any attempt otherwise to copy, modify, sublicense, link with, or distribute the Library is void, and will automatically terminate your rights under this License. However, parties who have received copies, or rights, from you under this License will not have their licenses terminated so long as such parties remain in full compliance.

9. You are not required to accept this License, since you have not signed it. However, nothing else grants you permission to modify or distribute the Library or its derivative works. These actions are prohibited by law if you do not accept this License. Therefore, by modifying or distributing the Library (or any work based on the Library), you indicate your acceptance of this License to do so, and all its terms and conditions for copying, distributing or modifying the Library or works based on it.

10. Each time you redistribute the Library (or any work based on the Library), the recipient automatically receives a license from the original licensor to copy, distribute, link with or modify the Library subject to these terms and conditions. You may not impose any further restrictions on the recipients' exercise of the rights granted herein. You are not responsible for enforcing compliance by third parties with this License.

11. If, as a consequence of a court judgment or allegation of patent infringement or for any other reason (not limited to patent issues), conditions are imposed on you (whether by court order, agreement or otherwise) that contradict the conditions of this License, they do not excuse you from the conditions of this License. If you cannot distribute so as to satisfy simultaneously your obligations under this License and any other pertinent obligations, then as a consequence you may not distribute the Library at all. For example, if a patent license would not permit royalty-free redistribution of the Library by all those who receive copies directly or indirectly through you, then the only way you could satisfy both it and this License would be to refrain entirely from distribution of the Library.

If any portion of this section is held invalid or unenforceable under any particular circumstance, the balance of the section is intended to apply, and the section as a whole is intended to apply in other circumstances.

It is not the purpose of this section to induce you to infringe any patents or other property right claims or to contest validity of any such claims; this section has the sole purpose of protecting the integrity of the free software distribution system which is implemented by public license practices. Many people have made generous contributions to the wide range of software distributed through that system in reliance on consistent application of that system; it is up to the author/donor to decide if he or she is willing to distribute software through any other system and a licensee cannot impose that choice.

This section is intended to make thoroughly clear what is believed to be a consequence of the rest of this License.

12. If the distribution and/or use of the Library is restricted in certain countries either by patents or by copyrighted interfaces, the original copyright holder who places the Library under this License may add an explicit geographical distribution limitation excluding those countries, so that distribution is permitted only in or among countries not thus excluded. In such case, this License incorporates the limitation as if written in the body of this License.

13. The Free Software Foundation may publish revised and/or new versions of the Lesser General Public License from time to time. Such new versions will be similar in spirit to the present version, but may differ in detail to address new problems or concerns.

Each version is given a distinguishing version number. If the Library specifies a version number of this License which applies to it and "any later version", you have the option of following the terms and conditions either of that version or of any later version published by the Free Software Foundation. If the Library does not specify a license version number, you may choose any version ever published by the Free Software Foundation.

14. If you wish to incorporate parts of the Library into other free programs whose distribution conditions are incompatible with these, write to the author to ask for permission. For software which is copyrighted by the Free Software Foundation, write to the Free Software Foundation; we sometimes make exceptions for this. Our decision will be guided by the two goals of preserving the free status of all derivatives of our free software and of promoting the sharing and reuse of software generally.

NO WARRANTY

15. BECAUSE THE LIBRARY IS LICENSED FREE OF CHARGE, THERE IS NO

WARRANTY FOR THE LIBRARY, TO THE EXTENT PERMITTED BY APPLICABLE LAW.

EXCEPT WHEN OTHERWISE STATED IN WRITING THE COPYRIGHT HOLDERS AND/OR

OTHER PARTIES PROVIDE THE LIBRARY "AS IS" WITHOUT WARRANTY OF ANY

KIND, EITHER EXPRESSED OR IMPLIED, INCLUDING, BUT NOT LIMITED TO, THE

IMPLIED WARRANTIES OF MERCHANTABILITY AND FITNESS FOR A PARTICULAR

PURPOSE. THE ENTIRE RISK AS TO THE QUALITY AND PERFORMANCE OF THE

LIBRARY IS WITH YOU. SHOULD THE LIBRARY PROVE DEFECTIVE, YOU ASSUME

THE COST OF ALL NECESSARY SERVICING, REPAIR OR CORRECTION.

16. IN NO EVENT UNLESS REQUIRED BY APPLICABLE LAW OR AGREED TO IN

WRITING WILL ANY COPYRIGHT HOLDER, OR ANY OTHER PARTY WHO MAY MODIFY

AND/OR REDISTRIBUTE THE LIBRARY AS PERMITTED ABOVE, BE LIABLE TO YOU

FOR DAMAGES, INCLUDING ANY GENERAL, SPECIAL, INCIDENTAL OR

CONSEQUENTIAL DAMAGES ARISING OUT OF THE USE OR INABILITY TO USE THE

LIBRARY (INCLUDING BUT NOT LIMITED TO LOSS OF DATA OR DATA BEING

RENDERED INACCURATE OR LOSSES SUSTAINED BY YOU OR THIRD PARTIES OR A

FAILURE OF THE LIBRARY TO OPERATE WITH ANY OTHER SOFTWARE), EVEN IF

SUCH HOLDER OR OTHER PARTY HAS BEEN ADVISED OF THE POSSIBILITY OF SUCH

END OF TERMS AND
CONDITIONS

Other

name License

Chromium URL: <http://www.chromium.org>

Copyright (c) 2013 The Chromium Authors. All rights reserved.

Redistribution and use in source and binary forms,

with or without modification, are permitted provided that the following conditions are met:

* Redistributions of source code must retain the above copyright

notice, this list of conditions and the following disclaimer.

* Redistributions in binary form must reproduce the above

copyright notice, this list of conditions and the following disclaimer

in the documentation and/or other materials provided with the

* Neither the name of Google Inc. nor the names of its

contributors may be used to endorse or promote products derived from

this software without specific prior written permission.

THIS SOFTWARE IS PROVIDED BY THE COPYRIGHT HOLDERS AND CONTRIBUTORS

"AS IS" AND ANY EXPRESS OR IMPLIED WARRANTIES, INCLUDING, BUT NOT

LIMITED TO, THE IMPLIED WARRANTIES OF MERCHANTABILITY AND FITNESS FOR

A PARTICULAR PURPOSE ARE DISCLAIMED. IN NO EVENT SHALL THE COPYRIGHT

OWNER OR CONTRIBUTORS BE LIABLE FOR ANY DIRECT, INDIRECT, INCIDENTAL,

SPECIAL, EXEMPLARY, OR CONSEQUENTIAL DAMAGES (INCLUDING, BUT NOT

LIMITED TO, PROCUREMENT OF SUBSTITUTE GOODS OR SERVICES; LOSS OF USE,

DATA, OR PROFITS; OR BUSINESS INTERRUPTION) HOWEVER CAUSED AND ON ANY

THEORY OF LIABILITY, WHETHER IN CONTRACT, STRICT LIABILITY, OR TORT

(INCLUDING NEGLIGENCE OR OTHERWISE) ARISING IN ANY WAY OUT OF THE USE

OF THIS SOFTWARE, EVEN IF ADVISED OF THE POSSIBILITY OF SUCH DAMAGE.

--

The following files are distributed under the MPL 1.1/GPL 2.0/LGPL 2.1 tri-license:

chromium-nss.h

chromium-blapi.h

chromium-blapit.h

chromium-sha256.h

chromium-prtypes.h

The following files contain portions distributed under the MPL 1.1/GPL 2.0/LGPL 2.1 tri-license:

registry_controlled_domains/registry_controlled_domain.cc

registry_controlled_domains/registry_controlled_domain.h

The following files are distributed under the MPL 2.0 license:

Fontconfig

URL: <http://www.fontconfig.org>

Copyright © 2000,2001,2002,2003,2004,2006,2007 Keith Packard

Copyright © 2005 Patrick Lam

Copyright © 2009 Roozbeh Pournader

Copyright © 2008,2009 Red Hat, Inc.

Copyright © 2008 Danilo Šegan

Permission to use, copy, modify, distribute, and sell this software and its

documentation for any purpose is hereby granted without fee, provided that

the above copyright notice appear in all copies and that both that

copyright notice and this permission notice appear in supporting

documentation, and that the name of the author(s) not be used in

advertising or publicity pertaining to distribution of the software without

specific, written prior permission. The authors make no

representations about the suitability of this software for any purpose. It

is provided "as is" without express or implied warranty.

THE AUTHOR(S) DISCLAIMS ALL WARRANTIES WITH REGARD TO THIS SOFTWARE,

INCLUDING ALL IMPLIED WARRANTIES OF MERCHANTABILITY AND FITNESS, IN NO

EVENT SHALL THE AUTHOR(S) BE LIABLE FOR ANY SPECIAL, INDIRECT OR CONSEQUENTIAL DAMAGES OR ANY DAMAGES WHATSOEVER RESULTING FROM LOSS OF USE, DATA OR PROFITS, WHETHER IN AN ACTION OF CONTRACT, NEGLIGENCE OR OTHER TORTIOUS ACTION, ARISING OUT OF OR IN CONNECTION WITH THE USE OR PERFORMANCE OF THIS SOFTWARE.

Arphic fonts

URL:
<http://www.freedesktop.org/wiki/Software/CJKUnifonts/Download>

ARPHIC PUBLIC LICENSE

Copyright (C) 1999 Arphic Technology Co., Ltd.

All rights reserved except as specified below.

Everyone is permitted to copy and distribute verbatim copies of this license document, but changing it is forbidden.

Preamble

The licenses for most software are designed to take away your freedom to share and change it. By contrast, the ARPHIC PUBLIC LICENSE specifically permits and encourages you to use this software, provided that you give the recipients all the rights that we gave you and make sure they can get the modifications of this software.

Legal Terms

Throughout this License, "Font" means the TrueType fonts "AR PL Mingti2L Big5", "AR PL KaitiM Big5" (BIG-5 character set) and "AR PL SungtiL GB", "AR PL KaitiM GB" (GB character set) which are originally distributed by Arphic, and the derivatives of those fonts created through any modification including modifying glyph, reordering glyph, converting format, changing font name, or adding/deleting some characters in/from glyph table.

"PL" means "Public License".

"Copyright Holder" means whoever is named in the copyright or copyrights for the Font.

"You" means the licensee, or person copying, redistributing or modifying the Font.

"Freely Available" means that you have the freedom to copy or modify the Font as well as redistribute copies of the Font under the same conditions you received, not price. If you wish, you

can charge for this service.

You may copy and distribute verbatim copies of this Font in any medium, without restriction, provided that you retain this license file (ARPHICPL.TXT) unaltered in all copies.

You may otherwise modify your copy of this Font in any way, including modifying glyph, reordering glyph, converting format, changing font name, or adding/deleting some characters in/from glyph table, and copy and distribute such modifications under the terms of Section 1 above, provided that the following conditions are met:

a) You must insert a prominent notice in each modified file stating how and when you changed that file.

b) You must make such modifications Freely Available as a whole to all third parties under the terms of this License, such as by offering access to copy the modifications from a designated place, or distributing the modifications on a medium customarily used for software interchange.

c) If the modified fonts normally reads commands interactively when run, you must cause it, when started running for such interactive use in the most ordinary way, to print or display an announcement including an appropriate copyright notice and a notice that there is no warranty (or else, saying that you provide a warranty) and that users may redistribute the Font under these conditions, and telling the user how to view a copy of this License.

These requirements apply to the modified work as a whole. If identifiable sections of that work are not derived from the Font, and can be reasonably considered independent and separate works in themselves, then this License and its terms, do not apply to those sections when you distribute them as separate works. Therefore, mere aggregation of another work not based on the Font with the Font on a volume of a storage or distribution medium does not bring the other work under the scope of this License.

You may not copy, modify, sublicense, or distribute the Font except as expressly provided under this License. Any attempt otherwise to copy, modify, sublicense or distribute the Font will automatically retroactively void your rights under this License. However, parties who have received copies or rights from you under this License will keep their licenses valid so long as such parties remain in full compliance.

You are not required to accept this License, since you have not signed it. However, nothing else grants you permission to copy, modify, sublicense or distribute the Font. These actions are prohibited by law if you do not accept this License. Therefore, by copying, modifying, sublicensing or distributing the

Font, you indicate your acceptance of this License and all its terms and conditions.

Each time you redistribute the Font, the recipient automatically receives a license from the original licensor to copy, distribute or modify the Font subject to these terms and conditions. You may not impose any further restrictions on the recipients' exercise of the rights granted herein. You are not responsible for enforcing compliance by third parties to this License.

If, as a consequence of a court judgment or allegation of patent infringement or for any other reason (not limited to patent issues), conditions are imposed on you (whether by court order, agreement or otherwise) that contradict the conditions of this License, they do not excuse you from the conditions of this License. If you cannot distribute so as to satisfy simultaneously your obligations under this License and any other pertinent obligations, then as a consequence you may not distribute the Font at all. For example, if a patent license would not permit royalty-free redistribution of the Font by all those who receive copies directly or indirectly through you, then the only way you could satisfy both it and this License would be to refrain entirely from distribution of the Font.

If any portion of this section is held invalid or unenforceable under any particular circumstance, the balance of the section is intended to apply and the section as a whole is intended to apply in other circumstances.

BECAUSE THE FONT IS LICENSED FREE OF CHARGE, THERE IS NO WARRANTY FOR THE FONT, TO THE EXTENT PERMITTED BY APPLICABLE LAW. EXCEPT WHEN OTHERWISE STATED IN WRITING THE COPYRIGHT HOLDERS OR OTHER PARTIES PROVIDE THE FONT "AS IS" WITHOUT WARRANTY OF ANY KIND, EITHER EXPRESSED OR IMPLIED, INCLUDING BUT NOT LIMITED TO THE IMPLIED WARRANTIES OF MERCHANTABILITY AND FITNESS FOR A PARTICULAR PURPOSE. THE ENTIRE RISK AS TO THE QUALITY AND PERFORMANCE OF THE FONT IS WITH YOU. SHOULD THE FONT PROVE DEFECTIVE, YOU ASSUME THE COST OF ALL NECESSARY SERVICING, REPAIR OR CORRECTION.

UNLESS REQUIRED BY APPLICABLE LAW OR AGREED TO IN WRITING, IN NO EVENT WILL ANY COPYRIGHTT HOLDERS, OR OTHER PARTIES WHO MAY COPY, MODIFY OR REDISTRIBUTE THE FONT AS PERMITTED ABOVE, BE LIABLE TO YOU FOR ANY DIRECT, INDIRECT, CONSEQUENTIAL, INCIDENTAL, SPECIAL OR EXEMPLARY DAMAGES ARISING OUT OF THE USE OR INABILITY TO USE THE FONT (INCLUDING BUT NOT LIMITED TO PROCUREMENT OF SUBSTITUTE GOODS OR SERVICES; LOSS OF USE, DATA OR PROFITS; OR BUSINESS INTERRUPTION), EVEN IF SUCH HOLDERS OR OTHER PARTIES HAVE BEEN ADVISED OF THE POSSIBILITY OF SUCH DAMAGES.

Bitstream Vera fonts

URL:

http://www.gnome.org/fonts/#Final_Bitstream_Vera_Fonts

Bitstream Vera Fonts Copyright

The fonts have a generous copyright, allowing derivative works (as long as "Bitstream" or "Vera" are not in the names), and full redistribution (so long as they are not *sold* by themselves). They can be bundled, redistributed and sold with any software.

The fonts are distributed under the following copyright:

Copyright

=====

Copyright (c) 2003 by Bitstream, Inc. All Rights Reserved. Bitstream

Vera is a trademark of Bitstream, Inc.

Permission is hereby granted, free of charge, to any person obtaining

a copy of the fonts accompanying this license ("Fonts") and associated

documentation files (the "Font Software"), to reproduce and distribute

the Font Software, including without limitation the rights to use,

copy, merge, publish, distribute, and/or sell copies of the Font

Software, and to permit persons to whom the Font Software is furnished

to do so, subject to the following conditions:

The above copyright and trademark notices and this permission notice

shall be included in all copies of one or more of the Font Software

The Font Software may be modified, altered, or added to, and in

particular the designs of glyphs or characters in the Fonts may be

modified and additional glyphs or characters may be added to the

Fonts, only if the fonts are renamed to names not containing either

the words "Bitstream" or the word "Vera".

This License becomes null and void to the extent applicable to Fonts

or Font Software that has been modified and is distributed under the

"Bitstream Vera" names.

The Font Software may be sold as part of a larger software package but

no copy of one or more of the Font Software typefaces may be sold by itself.

THE FONT SOFTWARE IS PROVIDED "AS IS",
WITHOUT WARRANTY OF ANY KIND,
EXPRESS OR IMPLIED, INCLUDING BUT NOT
LIMITED TO ANY WARRANTIES OF
MERCHANTABILITY, FITNESS FOR A PARTICULAR
PURPOSE AND NONINFRINGEMENT
OF COPYRIGHT, PATENT, TRADEMARK, OR OTHER
RIGHT. IN NO EVENT SHALL
BITSTREAM OR THE GNOME FOUNDATION BE
LIABLE FOR ANY CLAIM, DAMAGES OR
OTHER LIABILITY, INCLUDING ANY GENERAL,
SPECIAL, INDIRECT, INCIDENTAL,
OR CONSEQUENTIAL DAMAGES, WHETHER IN AN
ACTION OF CONTRACT, TORT OR
OTHERWISE, ARISING FROM, OUT OF THE USE OR
INABILITY TO USE THE FONT
SOFTWARE OR FROM OTHER DEALINGS IN THE
FONT SOFTWARE.

Except as contained in this notice, the names of
Gnome, the Gnome
Foundation, and Bitstream Inc., shall not be used in
advertising or
otherwise to promote the sale, use or other dealings
in this Font
Software without prior written authorization from the
Gnome Foundation
or Bitstream Inc., respectively. For further information,
contact:

fonts at gnome dot org.

Copyright FAQ

=====

1. I don't understand the resale restriction... What gives?

Bitstream is giving away these fonts, but wishes to ensure its
competitors can't just drop the fonts as is into a font sale system
and sell them as is. It seems fair that if Bitstream can't make money
from the Bitstream Vera fonts, their

competitors should not be able to

do so either. You can sell the fonts as part of any software package,

however.

2. I want to package these fonts separately for distribution and

sale as part of a larger software package or system. Can I do so?

Yes. A RPM or Debian package is a "larger software package" to begin

with, and you aren't selling them independently by themselves.

See 1. above.

3. Are derivative works allowed?

Yes!

4. Can I change or add to the font(s)?

Yes, but you must change the name(s) of the font(s).

5. Under what terms are derivative works allowed?

You must change the name(s) of the fonts. This is to ensure the

quality of the fonts, both to protect Bitstream and Gnome. We want to

ensure that if an application has opened a font specifically of these

names, it gets what it expects (though of course, using fontconfig,

substitutions could still could have occurred during font

opening). You must include the Bitstream copyright. Additional

copyrights can be added, as per copyright law. Happy Font Hacking!

6. If I have improvements for Bitstream Vera, is it possible they might get

adopted in future versions?

Yes. The contract between the Gnome Foundation and Bitstream has

provisions for working with Bitstream to ensure quality additions to

the Bitstream Vera font family. Please contact us if you have such

additions. Note, that in general, we will want such additions for the

entire family, not just a single font, and that you'll have to keep

both Gnome and Jim Lyles, Vera's designer, happy! To make sense to add

glyphs to the font, they must be stylistically in keeping with Vera's

design. Vera cannot become a "ransom note" font. Jim Lyles will be

providing a document describing the design elements used in Vera, as a

guide and aid for people interested in contributing to Vera.

7. I want to sell a software package that uses these fonts: Can I do so?

Sure. Bundle the fonts with your software and sell your software

with the fonts. That is the intent of the copyright.

8. If applications have built the names "Bitstream Vera" into them,

can I override this somehow to use fonts of my choosing?

This depends on exact details of the software. Most open source

systems and software (e.g., Gnome, KDE, etc.) are now converting to

use fontconfig (see www.fontconfig.org) to handle font configuration,

selection and substitution; it has provisions for overriding font

names and substituting alternatives. An example is provided by the

supplied local.conf file, which chooses the family Bitstream Vera for

"sans", "serif" and "monospace". Other software (e.g., the XFree86

core server) has other mechanisms for font substitution.

Open Sans fonts

URL:

<http://www.google.com/fonts/specimen/Open+Sans>

License for Open Sans Font Family

Apache License

Version 2.0,
January 2004

<http://www.apache.org/licenses/>

TERMS AND CONDITIONS FOR USE,
REPRODUCTION, AND DISTRIBUTION

1. Definitions.

"License" shall mean the terms and conditions for use, reproduction,

and distribution as defined by Sections 1 through 9 of this document.

"Licensor" shall mean the copyright owner or entity authorized by

the copyright owner that is granting the License.

"Legal Entity" shall mean the union of the acting entity and all

other entities that control, are controlled by, or are under common

control with that entity. For the purposes of this definition,

"control" means (i) the power, direct or indirect, to cause the

direction or management of such entity, whether by contract or

otherwise, or (ii) ownership of fifty percent (50%) or more of the

outstanding shares, or (iii) beneficial ownership of such entity.

"You" (or "Your") shall mean an individual or Legal Entity

exercising permissions granted by this License.

"Source" form shall mean the preferred form for making modifications,

including but not limited to software source code, documentation

source, and configuration files.

"Object" form shall mean any form resulting from mechanical

transformation or translation of a Source form, including but

not limited to compiled object code, generated documentation,

and conversions to other media types.

"Work" shall mean the work of authorship, whether in Source or Object form, made available under the License, as indicated by a copyright notice that is included in or attached to the work (an example is provided in the Appendix below).

"Derivative Works" shall mean any work, whether in Source or Object form, that is based on (or derived from) the Work and for which the editorial revisions, annotations, elaborations, or other modifications represent, as a whole, an original work of authorship. For the purposes of this License, Derivative Works shall not include works that remain separable from, or merely link (or bind by name) to the interfaces of, the Work and Derivative Works thereof.

"Contribution" shall mean any work of authorship, including the original version of the Work and any modifications or additions to that Work or Derivative Works thereof, that is intentionally submitted to Licensor for inclusion in the Work by the copyright owner or by an individual or Legal Entity authorized to submit on behalf of the copyright owner. For the purposes of this definition, "submitted" means any form of electronic, verbal, or written communication sent to the Licensor or its representatives, including but not limited to communication on electronic mailing lists, source code control systems, and issue tracking systems that are managed by, or on behalf of, the Licensor for the purpose of discussing and improving the Work, but excluding communication that is conspicuously marked or otherwise designated in writing by the copyright owner as "Not a Contribution."

"Contributor" shall mean Licensor and any individual or Legal Entity on behalf of whom a Contribution has been received by Licensor and subsequently incorporated within the Work.

2. Grant of Copyright License. Subject to the terms and conditions of this License, each Contributor hereby grants to You a perpetual, worldwide, non-exclusive, no-charge, royalty-free, irrevocable copyright license to reproduce, prepare Derivative Works of, publicly display, publicly perform, sublicense, and distribute the Work and such Derivative Works in Source or Object form.

3. Grant of Patent License. Subject to the terms and conditions of this License, each Contributor hereby grants to You a perpetual, worldwide, non-exclusive, no-charge, royalty-free, irrevocable (except as stated in this section) patent license to make, have made, use, offer to sell, sell, import, and otherwise transfer the Work, where such license applies only to those patent claims licensable by such Contributor that are necessarily infringed by their Contribution(s) alone or by combination of their Contribution(s) with the Work to which such Contribution(s) was submitted. If You institute patent litigation against any entity (including a cross-claim or counterclaim in a lawsuit) alleging that the Work or a Contribution incorporated within the Work constitutes direct or contributory patent infringement, then any patent licenses granted to You under this License for that Work shall terminate as of the date such litigation is filed.

4. Redistribution. You may reproduce and distribute copies of the Work or Derivative Works thereof in any medium, with or without modifications, and in Source or Object form, provided that You meet the following conditions:

(a) You must give any other recipients of the Work or Derivative Works a copy of this License; and

(b) You must cause any modified files to carry prominent notices stating that You changed the files; and

(c) You must retain, in the Source form of any Derivative Works that You distribute, all copyright, patent, trademark, and

attribution notices from the Source form of the Work, excluding those notices that do not pertain to any part of

the Derivative Works; and (d) If the Work includes a "NOTICE" text file as part of its

distribution, then any Derivative Works that You distribute must include a readable copy of the attribution notices contained

within such NOTICE file, excluding those notices that do not pertain to any part of the Derivative Works, in at least one

of the following places: within a NOTICE text file distributed

as part of the Derivative Works; within the Source form or

documentation, if provided along with the Derivative Works; or,

within a display generated by the Derivative Works, if and

wherever such third-party notices normally appear. The contents

of the NOTICE file are for informational purposes only and

do not modify the License. You may add

Your own attribution

notices within Derivative Works that You distribute, alongside

or as an addendum to the NOTICE text from the Work, provided

that such additional attribution notices cannot be construed

as modifying the License.

You may add Your own copyright statement to Your modifications and

may provide additional or different license terms and conditions

for use, reproduction, or distribution of Your modifications, or

for any such Derivative Works as a whole, provided Your use,

reproduction, and distribution of the Work otherwise complies with

the conditions stated in this License.

5. Submission of Contributions. Unless You explicitly state otherwise,

any Contribution intentionally submitted for inclusion in the Work

by You to the Licensor shall be under the terms and conditions of

this License, without any additional terms or conditions.

Notwithstanding the above, nothing herein shall supersede or modify

the terms of any separate license agreement you may have executed

with Licensor regarding such Contributions.

6. Trademarks. This License does not grant permission to use the trade

names, trademarks, service marks, or product names of the Licensor,

except as required for reasonable and customary use in describing the

origin of the Work and reproducing the content of the NOTICE file.

7. Disclaimer of Warranty. Unless required by applicable law or

agreed to in writing, Licensor provides the Work (and each

Contributor provides its Contributions) on an "AS IS" BASIS,

WITHOUT WARRANTIES OR CONDITIONS OF ANY KIND, either express or

implied, including, without limitation, any warranties or conditions

of TITLE, NON-INFRINGEMENT, MERCHANTABILITY, or FITNESS FOR A

PARTICULAR PURPOSE. You are solely responsible for determining the

appropriateness of using or redistributing the Work and assume any

risks associated with Your exercise of permissions under this License.

8. Limitation of Liability. In no event and under no legal theory,

whether in tort (including negligence), contract, or otherwise,

unless required by applicable law (such as deliberate and grossly

negligent acts) or agreed to in writing, shall any Contributor be

liable to You for damages, including any direct, indirect, special,

incidental, or consequential damages of any character arising as a

result of this License or out of the use or inability to use the

Work (including but not limited to damages for loss of goodwill,

work stoppage, computer failure or malfunction, or any and all

other commercial damages or losses), even if such Contributor

has been advised of the possibility of such damages.

9. Accepting Warranty or Additional Liability. While redistributing

the Work or Derivative Works thereof, You may choose to offer,

and charge a fee for, acceptance of support, warranty, indemnity,

or other liability obligations and/or rights consistent with this

License. However, in accepting such obligations, You may act only

on Your own behalf and on Your sole responsibility, not on behalf

of any other Contributor, and only if You agree to indemnify,

defend, and hold each Contributor harmless for any liability

incurred by, or claims asserted against, such Contributor by reason

of your accepting any such warranty or additional liability.

END OF TERMS AND CONDITIONS

APPENDIX: How to apply the Apache License to your work.

To apply the Apache License to your work, attach the following

boilerplate notice, with the fields enclosed by brackets "[]"

replaced with your own identifying information. (Don't include

the brackets!) The text should be enclosed in the appropriate

comment syntax for the file format. We also recommend that a

file or class name and description of purpose be included on the

same "printed page" as the copyright notice for easier

identification within third-party archives.

Copyright [yyyy] [name of copyright owner]

Licensed under the Apache License, Version 2.0 (the "License");

you may not use this file except in compliance with the License.

You may obtain a copy of the License at

<http://www.apache.org/licenses/LICENSE-2.0>

Unless required by applicable law or agreed to in writing, software

distributed under the License is distributed on an "AS IS" BASIS,

WITHOUT WARRANTIES OR CONDITIONS OF ANY KIND, either express or implied.

See the License for the specific language governing permissions and

limitations under the License.

VL Gothic fonts

URL: <http://dicey.org/vlgothic/index.html>

License for VL Gothic Font Family

This font includes glyphs derived from M+ FONTS which is created by

M+ FONTS PROJECT. License for M+ FONTS part is described in M+ FONTS

PROJECT's license. See attached 'LICENSE_E.mplus'.

This font also includes glyphs derived from Sazanami Gothic font which

is created by Electronic Font Open Laboratory (/efont/). License for

Sazanami Gothic part is described in it's license. See attached

'README.sazanami' for original Sazanami Gothic font license.

This font also includes original glyphs which is created by Daisuke

SUZUKI and Project Vine based on M+ FONTS. License for VL Gothic

original glyphs is same as M+ FONTS PROJECT's license.

There is no limitation and the below description is not applied

as for in order not to reuse as font (ex: font is embeded to documents).

Copyright (c) 1990-2003 Wada Laboratory, the University of Tokyo.

Copyright (c) 2003-2004 Electronic Font Open Laboratory (/efont/).

Copyright (C) 2003-2009 M+ FONTS PROJECT

Copyright (C) 2006-2009 Daisuke SUZUKI <daisuke@vinelinux.org>.

Copyright (C) 2006-2009 Project Vine <Vine@vinelinux.org>.

All rights reserved.

Redistribution and use in source and binary forms, with or without

modification, are permitted provided that the following conditions

are met:

this list of conditions and the following disclaimer.

this list of conditions and the following disclaimer in the documentation

and/or other materials provided with the distribution.

the names of its contributors may be used to endorse or promote products

derived from this software without specific prior written permission.

THIS SOFTWARE IS PROVIDED BY WADA LABORATORY, THE UNIVERSITY OF TOKYO AND

CONTRIBUTORS "AS IS" AND ANY EXPRESS OR IMPLIED WARRANTIES, INCLUDING, BUT

NOT LIMITED TO, THE IMPLIED WARRANTIES OF MERCHANTABILITY AND FITNESS FOR A

PARTICULAR PURPOSE ARE DISCLAIMED. IN NO EVENT SHALL THE LABORATORY OR

CONTRIBUTORS BE LIABLE FOR ANY DIRECT, INDIRECT, INCIDENTAL, SPECIAL,

EXEMPLARY, OR CONSEQUENTIAL DAMAGES (INCLUDING, BUT NOT LIMITED TO,

PROCUREMENT OF SUBSTITUTE GOODS OR SERVICES; LOSS OF USE, DATA, OR PROFITS;

OR BUSINESS INTERRUPTION) HOWEVER CAUSED AND ON ANY THEORY OF LIABILITY,

WHETHER IN CONTRACT, STRICT LIABILITY, OR TORT (INCLUDING NEGLIGENCE OR

OTHERWISE) ARISING IN ANY WAY OUT OF THE USE OF THIS SOFTWARE, EVEN IF

ADVISED OF THE POSSIBILITY OF SUCH DAMAGE.

Nanum fonts

URL: <http://hangeul.naver.com/>

Copyright (c) 2010, NAVER Corporation (<http://www.nhncorp.com>).

with Reserved Font Name Nanum, Naver Nanum, NanumGothic, Naver NanumGothic, NanumMyeongjo, Naver NanumMyeongjo, NanumBrush, Naver NanumBrush, NanumPen, Naver NanumPen, Naver NanumGothicEco, NanumGothicEco, Naver NanumMyeongjoEco, NanumMyeongjoEco, Naver NanumGothicLight, NanumGothicLight, NanumBarunGothic, Naver NanumBarunGothic,

This Font Software is licensed under the SIL Open

Font License, Version 1.1.

This license is copied below, and is also available with a FAQ at: <http://scripts.sil.org/OFL>

This Font Software is licensed under the SIL Open Font License, Version 1.1.

This license is copied below, and is also available with a FAQ at:

<http://scripts.sil.org/OFL>

SIL OPEN FONT LICENSE Version 1.1 - 26 February 2007

PREAMBLE

The goals of the Open Font License (OFL) are to stimulate worldwide development of collaborative font projects, to support the font creation efforts of academic and linguistic communities, and to provide a free and open framework in which fonts may be shared and improved in partnership with others.

The OFL allows the licensed fonts to be used, studied, modified and redistributed freely as long as they are not sold by themselves. The fonts, including any derivative works, can be bundled, embedded, redistributed and/or sold with any software provided that any reserved names are not used by derivative works. The fonts and derivatives, however, cannot be released under any other type of license. The requirement for fonts to remain under this license does not apply to any document created using the fonts or their derivatives.

DEFINITIONS

"Font Software" refers to the set of files released by the Copyright Holder(s) under this license and clearly marked as such. This may include source files, build scripts and documentation.

"Reserved Font Name" refers to any names specified as such after the copyright statement(s).

"Original Version" refers to the collection of Font Software components as distributed by the Copyright Holder(s).

"Modified Version" refers to any derivative made by adding to, deleting, or substituting -- in part or in whole -- any of the components of the Original Version, by changing formats or by porting the Font Software to a new environment.

"Author" refers to any designer, engineer, programmer, technical writer or other person who contributed to the Font Software.

PERMISSION & CONDITIONS

Permission is hereby granted, free of charge, to any person obtaining

a copy of the Font Software, to use, study, copy, merge, embed, modify,

redistribute, and sell modified and unmodified copies of the Font

Software, subject to the following conditions:

1) Neither the Font Software nor any of its individual components, in Original or Modified Versions, may be sold by itself.

2) Original or Modified Versions of the Font Software may be bundled, redistributed and/or sold with any software, provided that each copy

contains the above copyright notice and this license. These can be

included either as stand-alone text files, human-readable headers or

in the appropriate machine-readable metadata fields within text or

binary files as long as those fields can be easily viewed by the user.

3) No Modified Version of the Font Software may use the Reserved Font

Name(s) unless explicit written permission is granted by the corresponding

Copyright Holder. This restriction only applies to the primary font name as

presented to the users.

4) The name(s) of the Copyright Holder(s) or the Author(s) of the Font

Software shall not be used to promote, endorse or advertise any

Modified Version, except to acknowledge the contribution(s) of the

Copyright Holder(s) and the Author(s) or with their explicit written

5) The Font Software, modified or unmodified, in part or in whole,

must be distributed entirely under this license, and must not be

distributed under any other license. The requirement for fonts to

remain under this license does not apply to any document created

using the Font Software.

TERMINATION

This license becomes null and void if any of the above conditions are

not met.

DISCLAIMER

THE FONT SOFTWARE IS PROVIDED "AS IS", WITHOUT WARRANTY OF ANY KIND,

EXPRESS OR IMPLIED, INCLUDING BUT NOT LIMITED TO ANY WARRANTIES OF

MERCHANTABILITY, FITNESS FOR A PARTICULAR PURPOSE AND NONINFRINGEMENT

OF COPYRIGHT, PATENT, TRADEMARK, OR OTHER RIGHT. IN NO EVENT SHALL THE

COPYRIGHT HOLDER BE LIABLE FOR ANY CLAIM, DAMAGES OR OTHER LIABILITY,

INCLUDING ANY GENERAL, SPECIAL, INDIRECT, INCIDENTAL, OR CONSEQUENTIAL

DAMAGES, WHETHER IN AN ACTION OF CONTRACT, TORT OR OTHERWISE, ARISING

FROM, OUT OF THE USE OR INABILITY TO USE THE FONT SOFTWARE OR FROM

OTHER DEALINGS IN THE FONT SOFTWARE.

Mini-XML

URL: <http://www.msweet.org/projects.php?Z3>

Mini-XML License

The Mini-XML library and included programs are provided under the terms of the GNU Library General Public License version 2 (LGPL2) with the following exceptions:

If you link the application to a modified version of Mini-XML, then the changes to Mini-XML must be provided under the terms of the LGPL2 in sections 1, 2, and 4.

GNU LIBRARY GENERAL PUBLIC LICENSE

Version 2, June 1991

Copyright (C) 1991 Free Software Foundation, Inc.

59 Temple Place - Suite 330, Boston, MA 02111-1307,

USA

Everyone is permitted to copy and distribute verbatim copies of this license document, but changing it is not allowed.

[This is the first released version of the library GPL. It is numbered 2 because it goes with version 2 of the ordinary GPL.]

Preamble

The licenses for most software are designed to take away your freedom to share and change it. By contrast, the GNU General Public Licenses are intended to guarantee your freedom to share and change free software--to make sure the software is free for all its users.

This license, the Library General Public License, applies to some specially designated Free Software Foundation software, and to any other libraries whose authors decide to use it. You can use it for your libraries, too.

When we speak of free software, we are referring to freedom, not price. Our General Public Licenses are designed to make sure that you have the freedom to distribute copies of free software (and charge for this service if you wish), that you receive source code or can get it if you want it, that you can change the software or use pieces of it in new free programs; and that you know you can do these things.

To protect your rights, we need to make restrictions that forbid anyone to deny you these rights or to ask you to surrender the rights. These restrictions translate to certain responsibilities for you if you distribute copies of the library, or if you modify it.

For example, if you distribute copies of the library, whether gratis or for a fee, you must give the recipients all the rights that we gave you. You must make sure that they, too, receive or can get the source code. If you link a program with the library, you must provide complete object files to the recipients so that they can relink them with the library, after making changes to the library and recompiling it. And you must show them these terms so they know their rights.

Our method of protecting your rights has two steps: (1) copyright the library, and (2) offer you this license which gives you legal permission to copy, distribute and/or modify the library.

Also, for each distributor's protection, we want to make certain that everyone understands that there is no warranty for this free library. If the library is modified by someone else and passed on, we want its recipients to know that what they have is not the original version, so that any problems introduced by others will not reflect on the original authors' reputations.

Finally, any free program is threatened constantly by software patents. We wish to avoid the danger that companies distributing free software will individually obtain patent licenses, thus in effect transforming the program into proprietary software. To prevent this, we have made it clear that any patent must be licensed for everyone's free use or not licensed at all.

Most GNU software, including some libraries, is covered by the ordinary GNU General Public License, which was designed for utility programs. This license, the GNU Library General Public License, applies to certain designated libraries. This license is quite different from the ordinary one; be sure to read it in full, and don't assume that anything in it is the same as in the ordinary license.

The reason we have a separate public license for some libraries is that they blur the distinction we usually make between modifying or adding to a program and simply using it. Linking a program with a library, without changing the library, is in some sense simply using the library, and is analogous to running a utility program or application program. However, in a textual and legal sense, the linked executable is a combined work, a derivative of the original library, and the ordinary General Public License treats it as such.

Because of this blurred distinction, using the ordinary General Public License for libraries did not effectively promote software sharing, because most developers did not use the libraries. We concluded that weaker conditions might promote sharing better.

However, unrestricted linking of non-free programs would deprive the users of those programs of all benefit from the free status of the libraries themselves. This Library General Public License is intended to permit developers of non-free programs to use free libraries, while preserving your freedom as a user of such programs to change the free libraries that are incorporated in them. (We have not seen how to achieve this as regards changes in header files, but we have achieved it as regards changes in the actual functions of the Library.) The hope is that this will lead to faster development of free libraries.

The precise terms and conditions for copying, distribution and modification follow. Pay close attention to the difference between a "work based on the library" and a "work that uses the library". The former contains code derived from the library, while the latter only works together with the library.

Note that it is possible for a library to be covered by the ordinary General Public License rather than by this special one.

TERMS AND CONDITIONS FOR COPYING, DISTRIBUTION AND MODIFICATION

A "library" means a collection of software functions

and/or data prepared so as to be conveniently linked with application programs (which use some of those functions and data) to form executables.

The "Library", below, refers to any such software library or work which has been distributed under these terms. A "work based on the Library" means either the Library or any derivative work under copyright law: that is to say, a work containing the Library or a portion of it, either verbatim or with modifications and/or translated straightforwardly into another language. (Hereinafter, translation is included without limitation in the term "modification".)

"Source code" for a work means the preferred form of the work for making modifications to it. For a library, complete source code means all the source code for all modules it contains, plus any associated interface definition files, plus the scripts used to control compilation and installation of the library.

Activities other than copying, distribution and modification are not covered by this License; they are outside its scope. The act of running a program using the Library is not restricted, and output from such a program is covered only if its contents constitute a work based on the Library (independent of the use of the Library in a tool for writing it). Whether that is true depends on what the Library does and what the program that uses the Library does.

You may charge a fee for the physical act of transferring a copy, and you may at your option offer warranty protection in exchange for a fee.

- a) The modified work must itself be a software library.
- b) You must cause the files modified to carry prominent notices stating that you changed the files and the date of any change.
- c) You must cause the whole of the work to be licensed at no charge to all third parties under the terms of this License.
- d) If a facility in the modified Library refers to a function or a table of data to be supplied by an application program that uses the facility, other than as an argument passed when the facility is invoked, then you must make a good faith effort to ensure that, in the event an application does not supply such function or table, the facility still operates, and performs whatever part of its purpose remains meaningful.

(For example, a function in a library to compute square roots has a purpose that is entirely well-defined independent of the application. Therefore, Subsection 2d requires that any application-supplied function or table used by this function must be optional: if the application does not supply it, the square root function must still compute square roots.)

These requirements apply to the modified work as a whole. If identifiable sections of that work are not

derived from the Library, and can be reasonably considered independent and separate works in themselves, then this License, and its terms, do not apply to those sections when you distribute them as separate works. But when you distribute the same sections as part of a whole which is a work based on the Library, the distribution of the whole must be on the terms of this License, whose permissions for other licensees extend to the entire whole, and thus to each and every part regardless of who wrote it.

Thus, it is not the intent of this section to claim rights or contest your rights to work written entirely by you; rather, the intent is to exercise the right to control the distribution of derivative or collective works based on the Library.

In addition, mere aggregation of another work not based on the Library with the Library (or with a work based on the Library) on a volume of a storage or distribution medium does not bring the other work under the scope of this License.

Once this change is made in a given copy, it is irreversible for that copy, so the ordinary GNU General Public License applies to all subsequent copies and derivative works made from that copy.

This option is useful when you wish to copy part of the code of the Library into a program that is not a library.

If distribution of object code is made by offering access to copy from a designated place, then offering equivalent access to copy the source code from the same place satisfies the requirement to distribute the source code, even though third parties are not compelled to copy the source along with the object code.

However, linking a "work that uses the Library" with the Library creates an executable that is a derivative of the Library (because it contains portions of the Library), rather than a "work that uses the library". The executable is therefore covered by this License. Section 6 states terms for distribution of such executables.

When a "work that uses the Library" uses material from a header file that is part of the Library, the object code for the work may be a derivative work of the Library even though the source code is not. Whether this is true is especially significant if the work can be linked without the Library, or if the work is itself a library. The threshold for this to be true is not precisely defined by law.

If such an object file uses only numerical parameters, data structure layouts and accessors, and small macros and small inline functions (ten lines or less in length), then the use of the object file is unrestricted, regardless of whether it is legally a derivative work. (Executables containing this object code plus portions of the Library will still fall under Section 6.)

Otherwise, if the work is a derivative of the Library, you may distribute the object code for the work under the terms of Section 6. Any executables containing that work also fall under Section 6, whether or not they are linked directly with the Library itself.

You must give prominent notice with each copy of the work that the Library is used in it and that the Library and its use are covered by this License. You must supply a copy of this License. If the work during execution displays copyright notices, you must include the copyright notice for the Library among them, as well as a reference directing the user to the copy of this License. Also, you must do one of these things:

a) Accompany the work with the complete corresponding machine-readable source code for the Library including whatever changes were used in the work (which must be distributed under Sections 1 and 2 above); and, if the work is an executable linked with the Library, with the complete machine-readable "work that uses the Library", as object code and/or source code, so that the user can modify the Library and then relink to produce a modified executable containing the modified Library. (It is understood that the user who changes the contents of definitions files in the Library will not necessarily be able to recompile the application to use the modified definitions.)

b) Accompany the work with a written offer, valid for at least three years, to give the same user the materials specified in Subsection 6a, above, for a charge no more than the cost of performing this distribution.

c) If distribution of the work is made by offering access to copy from a designated place, offer equivalent access to copy the above specified materials from the same place.

d) Verify that the user has already received a copy of these materials or that you have already sent this user a copy.

For an executable, the required form of the "work that uses the Library" must include any data and utility programs needed for reproducing the executable from it. However, as a special exception, the source code distributed need not include anything that is normally distributed (in either source or binary form) with the major components (compiler, kernel, and so on) of the operating system on which the executable runs, unless that component itself accompanies the executable.

It may happen that this requirement contradicts the license restrictions of other proprietary libraries that do not normally accompany the operating system. Such a contradiction means you cannot use both them and the Library together in an executable that you distribute.

a) Accompany the combined library with a copy of

the same work based on the Library, uncombined with any other library facilities. This must be distributed under the terms of the Sections above.

b) Give prominent notice with the combined library of the fact that part of it is a work based on the Library, and explaining where to find the accompanying uncombined form of the same work.

If any portion of this section is held invalid or unenforceable under any particular circumstance, the balance of the section is intended to apply, and the section as a whole is intended to apply in other circumstances.

It is not the purpose of this section to induce you to infringe any patents or other property right claims or to contest validity of any such claims; this section has the sole purpose of protecting the integrity of the free software distribution system which is implemented by public license practices. Many people have made generous contributions to the wide range of software distributed through that system in reliance on consistent application of that system; it is up to the author/donor to decide if he or she is willing to distribute software through any other system and a licensee cannot impose that choice.

This section is intended to make thoroughly clear what is believed to be a consequence of the rest of this License.

Each version is given a distinguishing version number. If the Library specifies a version number of this License which applies to it and "any later version", you have the option of following the terms and conditions either of that version or of any later version published by the Free Software Foundation. If the Library does not specify a license version number, you may choose any version ever published by the Free Software Foundation.

NO WARRANTY

END OF TERMS AND CONDITIONS

How to Apply These Terms to Your New Libraries

If you develop a new library, and you want it to be of the greatest possible use to the public, we recommend making it free software that everyone can redistribute and change. You can do so by permitting redistribution under these terms (or, alternatively, under the terms of the ordinary General Public License).

To apply these terms, attach the following notices to the library. It is safest to attach them to the start of each source file to most effectively convey the exclusion of warranty; and each file should have at least the "copyright" line and a pointer to where the full notice is found.

one line to give the library's name and an idea of what it does.

Copyright (C) year name of author

This library is free software; you can redistribute it and/or modify it under the terms of the GNU Lesser General Public License as published by the Free Software Foundation; either version 2.1 of the License, or (at your option) any later version.

This library is distributed in the hope that it will be useful, but WITHOUT ANY WARRANTY; without even the implied warranty of MERCHANTABILITY or FITNESS FOR A PARTICULAR PURPOSE. See the GNU Lesser General Public License for more details.

You should have received a copy of the GNU Lesser General Public License along with this library; if not, write to the Free Software Foundation, Inc., 59 Temple Place, Suite 330, Boston, MA 02111-1307 USA

Also add information on how to contact you by electronic and paper mail.

You should also get your employer (if you work as a programmer) or your school, if any, to sign a "copyright disclaimer" for the library, if necessary. Here is a sample; alter the names:

Yoyodyne, Inc., hereby disclaims all copyright interest in the library 'Frob' (a library for tweaking knobs) written by James Random Hacker.

signature of Ty Coon, 1 April 1990 Ty Coon, President of Vice

That's all there is to it!

Boost

URL: <http://www.boost.org/>

Boost Software License - Version 1.0 - August 17th, 2003

Permission is hereby granted, free of charge, to any person or organization

obtaining a copy of the software and accompanying documentation covered by

this license (the "Software") to use, reproduce, display, distribute,

execute, and transmit the Software, and to prepare derivative works of the

Software, and to permit third-parties to whom the Software is furnished to

do so, all subject to the following:

The copyright notices in the Software and this entire statement, including

the above license grant, this restriction and the following disclaimer,
must be included in all copies of the Software, in whole or in part, and
all derivative works of the Software, unless such copies or derivative
works are solely in the form of machine-executable object code generated by
a source language processor.

THE SOFTWARE IS PROVIDED "AS IS", WITHOUT WARRANTY OF ANY KIND, EXPRESS OR IMPLIED, INCLUDING BUT NOT LIMITED TO THE WARRANTIES OF MERCHANTABILITY, FITNESS FOR A PARTICULAR PURPOSE, TITLE AND NON-INFRINGEMENT. IN NO EVENT SHALL THE COPYRIGHT HOLDERS OR ANYONE DISTRIBUTING THE SOFTWARE BE LIABLE FOR ANY DAMAGES OR OTHER LIABILITY, WHETHER IN CONTRACT, TORT OR OTHERWISE, ARISING FROM, OUT OF OR IN CONNECTION WITH THE SOFTWARE OR THE USE OR OTHER DEALINGS IN THE SOFTWARE.

libcurl

URL: <http://curl.haxx.se/>

COPYRIGHT AND PERMISSION NOTICE

Copyright (c) 1996 - 2014, Daniel Stenberg,
<daniel@haxx.se>.

All rights reserved.

Permission to use, copy, modify, and distribute this software for any purpose

with or without fee is hereby granted, provided that the above copyright

notice and this permission notice appear in all copies.

THE SOFTWARE IS PROVIDED "AS IS", WITHOUT WARRANTY OF ANY KIND, EXPRESS OR

IMPLIED, INCLUDING BUT NOT LIMITED TO THE WARRANTIES OF MERCHANTABILITY,

FITNESS FOR A PARTICULAR PURPOSE AND NON-INFRINGEMENT OF THIRD PARTY RIGHTS. IN

NO EVENT SHALL THE AUTHORS OR COPYRIGHT HOLDERS BE LIABLE FOR ANY CLAIM,

DAMAGES OR OTHER LIABILITY, WHETHER IN AN ACTION OF CONTRACT, TORT OR

OTHERWISE, ARISING FROM, OUT OF OR IN CONNECTION WITH THE SOFTWARE OR THE USE

OR OTHER DEALINGS IN THE SOFTWARE.

Except as contained in this notice, the name of a copyright holder shall not

be used in advertising or otherwise to promote the sale, use or other dealings

in this Software without prior written authorization of the copyright holder.

libcurl - lib/krb5.c

URL:

<https://github.com/bagder/curl/blob/master/lib/krb5.c>

/* GSSAPI/krb5 support for FTP - loosely based on old krb4.c

*

* Copyright (c) 1995, 1996, 1997, 1998, 1999, 2013
Kungliga Tekniska Högskolan

* (Royal Institute of Technology, Stockholm, Sweden).

* Copyright (c) 2004 - 2012 Daniel Stenberg

* All rights reserved.

*

* Redistribution and use in source and binary forms, with or without

* modification, are permitted provided that the following conditions

* are met:

*

* 1. Redistributions of source code must retain the above copyright

* notice, this list of conditions and the following disclaimer.

*

* 2. Redistributions in binary form must reproduce the above copyright

* notice, this list of conditions and the following disclaimer in the

* documentation and/or other materials provided with the distribution.

*

* 3. Neither the name of the Institute nor the names of its contributors

* may be used to endorse or promote products derived from this software

* without specific prior written permission.

*

* THIS SOFTWARE IS PROVIDED BY THE INSTITUTE

AND CONTRIBUTORS "AS IS" AND

- * ANY EXPRESS OR IMPLIED WARRANTIES, INCLUDING, BUT NOT LIMITED TO, THE
- * IMPLIED WARRANTIES OF MERCHANTABILITY AND FITNESS FOR A PARTICULAR PURPOSE
- * ARE DISCLAIMED. IN NO EVENT SHALL THE INSTITUTE OR CONTRIBUTORS BE LIABLE
- * FOR ANY DIRECT, INDIRECT, INCIDENTAL, SPECIAL, EXEMPLARY, OR CONSEQUENTIAL
- * DAMAGES (INCLUDING, BUT NOT LIMITED TO, PROCUREMENT OF SUBSTITUTE GOODS
- * OR SERVICES; LOSS OF USE, DATA, OR PROFITS; OR BUSINESS INTERRUPTION)
- * HOWEVER CAUSED AND ON ANY THEORY OF LIABILITY, WHETHER IN CONTRACT, STRICT
- * LIABILITY, OR TORT (INCLUDING NEGLIGENCE OR OTHERWISE) ARISING IN ANY WAY
- * OUT OF THE USE OF THIS SOFTWARE, EVEN IF ADVISED OF THE POSSIBILITY OF
- * SUCH DAMAGE. */

libcurl - lib/security.c

URL:

<https://github.com/bagder/curl/blob/master/lib/security.c>

/* This source code was modified by Martin Hedenfalk <mhe@stacken.kth.se> for

* use in Curl. His latest changes were done 2000-09-18.

*

* It has since been patched and modified a lot by Daniel Stenberg

* <daniel@haxx.se> to make it better applied to curl conditions, and to make

* it not use globals, pollute name space and more. This source code awaits a

* rewrite to work around the paragraph 2 in the BSD licenses as explained

* below.

*

* Copyright (c) 1998, 1999, 2013 Kungliga Tekniska Högskolan

* (Royal Institute of Technology, Stockholm, Sweden).

*

* Copyright (C) 2001 - 2013, Daniel Stenberg, <daniel@haxx.se>, et al.

*

* All rights reserved.

*

* Redistribution and use in source and binary forms, with or without

* modification, are permitted provided that the following conditions

* are met:

*

* 1. Redistributions of source code must retain the above copyright

* notice, this list of conditions and the following disclaimer.

*

* 2. Redistributions in binary form must reproduce the above copyright

* notice, this list of conditions and the following disclaimer in the

* documentation and/or other materials provided with the distribution.

*

* 3. Neither the name of the Institute nor the names of its contributors

* may be used to endorse or promote products derived from this software

* without specific prior written permission.

*

* THIS SOFTWARE IS PROVIDED BY THE INSTITUTE AND CONTRIBUTORS "AS IS" AND

* ANY EXPRESS OR IMPLIED WARRANTIES, INCLUDING, BUT NOT LIMITED TO, THE

* IMPLIED WARRANTIES OF MERCHANTABILITY AND FITNESS FOR A PARTICULAR PURPOSE

* ARE DISCLAIMED. IN NO EVENT SHALL THE INSTITUTE OR CONTRIBUTORS BE LIABLE

* FOR ANY DIRECT, INDIRECT, INCIDENTAL, SPECIAL, EXEMPLARY, OR CONSEQUENTIAL

* DAMAGES (INCLUDING, BUT NOT LIMITED TO, PROCUREMENT OF SUBSTITUTE GOODS

* OR SERVICES; LOSS OF USE, DATA, OR PROFITS; OR BUSINESS INTERRUPTION)

* HOWEVER CAUSED AND ON ANY THEORY OF LIABILITY, WHETHER IN CONTRACT, STRICT

* LIABILITY, OR TORT (INCLUDING NEGLIGENCE OR OTHERWISE) ARISING IN ANY WAY

* OUT OF THE USE OF THIS SOFTWARE, EVEN IF ADVISED OF THE POSSIBILITY OF

* SUCH DAMAGE. */

David M. Gay's floating point routines

URL: <http://www.netlib.org/fp/>

/******

*
* The author of this software is David M. Gay.
*
* Copyright (c) 1991, 2000, 2001 by Lucent Technologies.
*
* Permission to use, copy, modify, and distribute this software for any
* purpose without fee is hereby granted, provided that this entire notice
* is included in all copies of any software which is or includes a copy
* or modification of this software and in all copies of the supporting
* documentation for such software.
*
* THIS SOFTWARE IS BEING PROVIDED "AS IS", WITHOUT ANY EXPRESS OR IMPLIED
* WARRANTY. IN PARTICULAR, NEITHER THE AUTHOR NOR LUCENT MAKES ANY
* REPRESENTATION OR WARRANTY OF ANY KIND CONCERNING THE MERCHANTABILITY
* OF THIS SOFTWARE OR ITS FITNESS FOR ANY PARTICULAR PURPOSE.

*****/

dynamic annotations

URL: <http://code.google.com/p/data-race-test/wiki/DynamicAnnotations>

/* Copyright (c) 2008-2009, Google Inc.
* All rights reserved.
*
* Redistribution and use in source and binary forms, with or without
* modification, are permitted provided that the following conditions are
* met:
*

* * Redistributions of source code must retain the above copyright

* notice, this list of conditions and the following disclaimer.

* * Neither the name of Google Inc. nor the names of its

* contributors may be used to endorse or promote products derived from

* this software without specific prior written permission.

*

* THIS SOFTWARE IS PROVIDED BY THE COPYRIGHT HOLDERS AND CONTRIBUTORS

* "AS IS" AND ANY EXPRESS OR IMPLIED WARRANTIES, INCLUDING, BUT NOT

* LIMITED TO, THE IMPLIED WARRANTIES OF MERCHANTABILITY AND FITNESS FOR

* A PARTICULAR PURPOSE ARE DISCLAIMED. IN NO EVENT SHALL THE COPYRIGHT

* OWNER OR CONTRIBUTORS BE LIABLE FOR ANY DIRECT, INDIRECT, INCIDENTAL,

* SPECIAL, EXEMPLARY, OR CONSEQUENTIAL DAMAGES (INCLUDING, BUT NOT

* LIMITED TO, PROCUREMENT OF SUBSTITUTE GOODS OR SERVICES; LOSS OF USE,

* DATA, OR PROFITS; OR BUSINESS INTERRUPTION) HOWEVER CAUSED AND ON ANY

* THEORY OF LIABILITY, WHETHER IN CONTRACT, STRICT LIABILITY, OR TORT

* (INCLUDING NEGLIGENCE OR OTHERWISE) ARISING IN ANY WAY OUT OF THE USE

* OF THIS SOFTWARE, EVEN IF ADVISED OF THE POSSIBILITY OF SUCH DAMAGE.

*

* ---

* Author: Kostya Serebryany

*/

libevent

URL: <http://libevent.org/>

Libevent is available for use under the following license, commonly known

as the 3-clause (or "modified") BSD license:

=====

Copyright (c) 2000-2007 Niels Provos
<provos@citi.umich.edu>

Copyright (c) 2007-2010 Niels Provos and Nick Mathewson

Redistribution and use in source and binary forms, with or without

modification, are permitted provided that the following conditions

are met:

notice, this list of conditions and the following disclaimer.

notice, this list of conditions and the following disclaimer in the

documentation and/or other materials provided with the distribution.

derived from this software without specific prior written permission.

THIS SOFTWARE IS PROVIDED BY THE AUTHOR "AS IS" AND ANY EXPRESS OR

IMPLIED WARRANTIES, INCLUDING, BUT NOT LIMITED TO, THE IMPLIED WARRANTIES

OF MERCHANTABILITY AND FITNESS FOR A PARTICULAR PURPOSE ARE DISCLAIMED.

IN NO EVENT SHALL THE AUTHOR BE LIABLE FOR ANY DIRECT, INDIRECT,

INCIDENTAL, SPECIAL, EXEMPLARY, OR CONSEQUENTIAL DAMAGES (INCLUDING, BUT

NOT LIMITED TO, PROCUREMENT OF SUBSTITUTE GOODS OR SERVICES; LOSS OF USE,

DATA, OR PROFITS; OR BUSINESS INTERRUPTION) HOWEVER CAUSED AND ON ANY

THEORY OF LIABILITY, WHETHER IN CONTRACT, STRICT LIABILITY, OR TORT

(INCLUDING NEGLIGENCE OR OTHERWISE) ARISING IN ANY WAY OUT OF THE USE OF

THIS SOFTWARE, EVEN IF ADVISED OF THE POSSIBILITY OF SUCH DAMAGE.

=====

Portions of Libevent are based on works by others, also made available by

them under the three-clause BSD license above. The copyright notices are

available in the corresponding source files; the license is as above. Here's

a list:

Copyright (c) 2000 Dug Song

<dugsong@monkey.org>

Copyright (c) 1993 The Regents of the University of California.

Copyright (c) 1998 Todd C. Miller
<Todd.Miller@courtesan.com>

Copyright (c) 2003 Michael A. Davis
<mike@datanerds.net>

Copyright (c) 2007 Sun Microsystems

Copyright (c) 2006 Maxim Yegorushkin
<maxim.yegorushkin@gmail.com>

Copyright 2002 Niels Provos
<provos@citi.umich.edu>

Netscape Portable Runtime (NSPR)

URL: <http://www.mozilla.org/projects/nspr/>

/* ***** BEGIN LICENSE BLOCK *****

* Version: MPL 1.1/GPL 2.0/LGPL 2.1

*

* The contents of this file are subject to the Mozilla Public License Version

* 1.1 (the "License"); you may not use this file except in compliance with

* the License. You may obtain a copy of the License at

* <http://www.mozilla.org/MPL/>

*

* Software distributed under the License is distributed on an "AS IS" basis,

* WITHOUT WARRANTY OF ANY KIND, either express or implied. See the License

* for the specific language governing rights and limitations under the

* License.

*

* The Original Code is the Netscape Portable Runtime (NSPR).

*

* The Initial Developer of the Original Code is

* Netscape Communications Corporation.

* Portions created by the Initial Developer are Copyright (C) 1998-2000

* the Initial Developer. All Rights Reserved.

*

* Contributor(s):

*

* Alternatively, the contents of this file may be used under the terms of

* either the GNU General Public License Version 2 or later (the "GPL"), or

* the GNU Lesser General Public License Version 2.1 or later (the "LGPL"),

* in which case the provisions of the GPL or the LGPL are applicable instead

* of those above. If you wish to allow use of your version of this file only

* under the terms of either the GPL or the LGPL, and not to allow others to

* use your version of this file under the terms of the MPL, indicate your

* decision by deleting the provisions above and replace them with the notice

* and other provisions required by the GPL or the LGPL. If you do not delete

* the provisions above, a recipient may use your version of this file under

* the terms of any one of the MPL, the GPL or the LGPL.

*

* ***** END LICENSE BLOCK ***** */

Paul Hsieh's SuperFastHash

URL:

<http://www.azillionmonkeys.com/qed/hash.html>

Paul Hsieh OLD BSD license

Copyright (c) 2010, Paul Hsieh

All rights reserved.

Redistribution and use in source and binary forms, with or without modification,

are permitted provided that the following conditions are met:

* Redistributions of source code must retain the above copyright notice, this

list of conditions and the following disclaimer.

* Redistributions in binary form must reproduce the above copyright notice, this

list of conditions and the following disclaimer in the documentation and/or

other materials provided with the distribution.

* Neither my name, Paul Hsieh, nor the names of any other contributors to the

code use may not be used to endorse or promote products derived from this

software without specific prior written permission.

THIS SOFTWARE IS PROVIDED BY THE COPYRIGHT HOLDERS AND CONTRIBUTORS "AS IS" AND

ANY EXPRESS OR IMPLIED WARRANTIES, INCLUDING, BUT NOT LIMITED TO, THE IMPLIED

WARRANTIES OF MERCHANTABILITY AND FITNESS FOR A PARTICULAR PURPOSE ARE

ANY DIRECT, INDIRECT, INCIDENTAL, SPECIAL, EXEMPLARY, OR CONSEQUENTIAL DAMAGES

(INCLUDING, BUT NOT LIMITED TO, PROCUREMENT OF SUBSTITUTE GOODS OR SERVICES;

LOSS OF USE, DATA, OR PROFITS; OR BUSINESS INTERRUPTION) HOWEVER CAUSED AND ON

ANY THEORY OF LIABILITY, WHETHER IN CONTRACT, STRICT LIABILITY, OR TORT

(INCLUDING NEGLIGENCE OR OTHERWISE) ARISING IN ANY WAY OUT OF THE USE OF THIS

SOFTWARE, EVEN IF ADVISED OF THE POSSIBILITY OF SUCH DAMAGE.

google-glog's symbolization library

URL: <https://github.com/google/glog>

Copyright (c) 2006, Google Inc.

All rights reserved.

Redistribution and use in source and binary forms, with or without modification, are permitted provided that the following conditions are met:

* Redistributions of source code must retain the above copyright notice, this list of conditions and the following disclaimer.

* Redistributions in binary form must reproduce the above copyright notice, this list of conditions and the following disclaimer in the documentation and/or other materials provided with the distribution.

* Neither the name of Google Inc. nor the names of its contributors may be used to endorse or promote products derived from this software without specific prior written permission.

THIS SOFTWARE IS PROVIDED BY THE COPYRIGHT HOLDERS AND CONTRIBUTORS

"AS IS" AND ANY EXPRESS OR IMPLIED WARRANTIES, INCLUDING, BUT NOT

LIMITED TO, THE IMPLIED WARRANTIES OF MERCHANTABILITY AND FITNESS FOR

A PARTICULAR PURPOSE ARE DISCLAIMED. IN NO EVENT SHALL THE COPYRIGHT OWNER OR CONTRIBUTORS BE LIABLE FOR ANY DIRECT, INDIRECT, INCIDENTAL, SPECIAL, EXEMPLARY, OR CONSEQUENTIAL DAMAGES (INCLUDING, BUT NOT LIMITED TO, PROCUREMENT OF SUBSTITUTE GOODS OR SERVICES; LOSS OF USE, DATA, OR PROFITS; OR BUSINESS INTERRUPTION) HOWEVER CAUSED AND ON ANY THEORY OF LIABILITY, WHETHER IN CONTRACT, STRICT LIABILITY, OR TORT (INCLUDING NEGLIGENCE OR OTHERWISE) ARISING IN ANY WAY OUT OF THE USE OF THIS SOFTWARE, EVEN IF ADVISED OF THE POSSIBILITY OF SUCH DAMAGE.

valgrind

URL: <http://valgrind.org>

Notice that the following BSD-style license applies to the Valgrind header

files used by Chromium (valgrind.h and memcheck.h). However, the rest of

Valgrind is licensed under the terms of the GNU General Public License,

version 2, unless otherwise indicated.

Copyright (C) 2000-2008 Julian Seward. All rights reserved.

Redistribution and use in source and binary forms, with or without

modification, are permitted provided that the following conditions

are met:

1. Redistributions of source code must retain the above copyright

notice, this list of conditions and the following disclaimer.

2. The origin of this software must not be misrepresented; you must

not claim that you wrote the original software. If you use this

software in a product, an acknowledgment in the product

documentation would be appreciated but is not required.

3. Altered source versions must be plainly marked as such, and must

not be misrepresented as being the original software.

4. The name of the author may not be used to endorse or promote

products derived from this software without specific prior written

permission.

THIS SOFTWARE IS PROVIDED BY THE AUTHOR "AS IS" AND ANY EXPRESS

OR IMPLIED WARRANTIES, INCLUDING, BUT NOT LIMITED TO, THE IMPLIED

WARRANTIES OF MERCHANTABILITY AND FITNESS FOR A PARTICULAR PURPOSE

ARE DISCLAIMED. IN NO EVENT SHALL THE AUTHOR BE LIABLE FOR ANY

DIRECT, INDIRECT, INCIDENTAL, SPECIAL, EXEMPLARY, OR CONSEQUENTIAL

DAMAGES (INCLUDING, BUT NOT LIMITED TO, PROCUREMENT OF SUBSTITUTE

GOODS OR SERVICES; LOSS OF USE, DATA, OR PROFITS; OR BUSINESS

INTERRUPTION) HOWEVER CAUSED AND ON ANY THEORY OF LIABILITY,

WHETHER IN CONTRACT, STRICT LIABILITY, OR TORT (INCLUDING

NEGLIGENCE OR OTHERWISE) ARISING IN ANY WAY OUT OF THE USE OF THIS

SOFTWARE, EVEN IF ADVISED OF THE POSSIBILITY OF SUCH DAMAGE.

Mozilla Personal Security Manager

URL: <http://mxr.mozilla.org/mozilla-central/source/security/manager/>

/* ***** BEGIN LICENSE BLOCK *****

* Version: MPL 1.1/GPL 2.0/LGPL 2.1

*

* The contents of this file are subject to the Mozilla Public License Version

* 1.1 (the "License"); you may not use this file except in compliance with

* the License. You may obtain a copy of the License at

* <http://www.mozilla.org/MPL/>

*

* Software distributed under the License is distributed on an "AS IS" basis,

* WITHOUT WARRANTY OF ANY KIND, either express or implied. See the License

* for the specific language governing rights and limitations under the

* License.

*

* The Original Code is the Netscape security libraries.

*

* The Initial Developer of the Original Code is

* Netscape Communications Corporation.

* Portions created by the Initial Developer are Copyright (C) 2000

* the Initial Developer. All Rights Reserved.

*

* Contributor(s):

*

* Alternatively, the contents of this file may be used under the terms of

* either the GNU General Public License Version 2 or later (the "GPL"), or

* the GNU Lesser General Public License Version 2.1 or later (the "LGPL"),

* in which case the provisions of the GPL or the LGPL are applicable instead

* of those above. If you wish to allow use of your version of this file only

* under the terms of either the GPL or the LGPL, and not to allow others to

* use your version of this file under the terms of the MPL, indicate your

* decision by deleting the provisions above and replace them with the notice

* and other provisions required by the GPL or the LGPL. If you do not delete

* the provisions above, a recipient may use your version of this file under

* the terms of any one of the MPL, the GPL or the LGPL.

*

* ***** END LICENSE BLOCK ***** */

Network Security Services (NSS)

URL:

<http://www.mozilla.org/projects/security/pki/nss/>

/* ***** BEGIN LICENSE BLOCK *****

* Version: MPL 1.1/GPL 2.0/LGPL 2.1

*

* The contents of this file are subject to the Mozilla Public License Version

* 1.1 (the "License"); you may not use this file except in compliance with

* the License. You may obtain a copy of the License at

* <http://www.mozilla.org/MPL/>

*

* Software distributed under the License is distributed on an "AS IS" basis,

* WITHOUT WARRANTY OF ANY KIND, either express or implied. See the License

* for the specific language governing rights and limitations under the

* License.

*

* The Original Code is the Netscape security libraries.

*

* The Initial Developer of the Original Code is

* Netscape Communications Corporation.

* Portions created by the Initial Developer are Copyright (C) 1994-2000

* the Initial Developer. All Rights Reserved.

*

* Contributor(s):

*

* Alternatively, the contents of this file may be used under the terms of

* either the GNU General Public License Version 2 or later (the "GPL"), or

* the GNU Lesser General Public License Version 2.1 or later (the "LGPL"),

* in which case the provisions of the GPL or the LGPL are applicable instead

* of those above. If you wish to allow use of your version of this file only

* under the terms of either the GPL or the LGPL, and not to allow others to

* use your version of this file under the terms of the MPL, indicate your

* decision by deleting the provisions above and replace them with the notice

* and other provisions required by the GPL or the LGPL. If you do not delete

* the provisions above, a recipient may use your version of this file under

* the terms of any one of the MPL, the GPL or the LGPL.

*

* ***** END LICENSE BLOCK ***** */

open-vcdiff

URL: <https://github.com/google/open-vcdiff>

Almost Native Graphics Layer Engine

URL: <http://code.google.com/p/angleproject/>

Copyright (C) 2002-2013 The ANGLE Project Authors.

All rights reserved.

Redistribution and use in source and binary forms, with or without modification, are permitted provided that the following conditions are met:

Redistributions of source code must retain the above copyright notice, this list of conditions and the following disclaimer.

Redistributions in binary form must reproduce the above copyright notice, this list of conditions and the following disclaimer in the documentation and/or other materials provided with the distribution.

Neither the name of TransGaming Inc., Google Inc., 3DLabs Inc. Ltd., nor the names of their contributors may be used to endorse or promote products derived from this software without specific prior written permission.

THIS SOFTWARE IS PROVIDED BY THE COPYRIGHT HOLDERS AND CONTRIBUTORS

"AS IS" AND ANY EXPRESS OR IMPLIED WARRANTIES, INCLUDING, BUT NOT

LIMITED TO, THE IMPLIED WARRANTIES OF MERCHANTABILITY AND FITNESS

FOR A PARTICULAR PURPOSE ARE DISCLAIMED. IN NO EVENT SHALL THE

COPYRIGHT OWNER OR CONTRIBUTORS BE LIABLE FOR ANY DIRECT, INDIRECT,

INCIDENTAL, SPECIAL, EXEMPLARY, OR CONSEQUENTIAL DAMAGES (INCLUDING,

BUT NOT LIMITED TO, PROCUREMENT OF SUBSTITUTE GOODS OR SERVICES;

LOSS OF USE, DATA, OR PROFITS; OR BUSINESS INTERRUPTION) HOWEVER

CAUSED AND ON ANY THEORY OF LIABILITY, WHETHER IN CONTRACT, STRICT

LIABILITY, OR TORT (INCLUDING NEGLIGENCE OR OTHERWISE) ARISING IN

ANY WAY OUT OF THE USE OF THIS SOFTWARE, EVEN IF ADVISED OF THE POSSIBILITY OF SUCH DAMAGE.

boringsssl

URL: <https://boringsssl.google.com/boringsssl>

LICENSE ISSUES

=====

The OpenSSL toolkit stays under a dual license, i.e. both the conditions of

the OpenSSL License and the original SSLeay license apply to the toolkit.

See below for the actual license texts. Actually both licenses are BSD-style

Open Source licenses. In case of any license issues related to OpenSSL

please contact openssl-core@openssl.org.

OpenSSL License

/* =====

* Copyright (c) 1998-2011 The OpenSSL Project. All rights reserved.

*

* Redistribution and use in source and binary forms, with or without

* modification, are permitted provided that the following conditions

* are met:

*

* 1. Redistributions of source code must retain the above copyright

* notice, this list of conditions and the following disclaimer.

*

* 2. Redistributions in binary form must reproduce the above copyright notice, this list of conditions and the following disclaimer in the documentation and/or other materials provided with the distribution.

* 3. All advertising materials mentioning features or use of this software must display the following acknowledgment:

* "This product includes software developed by the OpenSSL Project for use in the OpenSSL Toolkit. (<http://www.openssl.org/>)"

* 4. The names "OpenSSL Toolkit" and "OpenSSL Project" must not be used to endorse or promote products derived from this software without prior written permission. For written permission, please contact openssl-core@openssl.org.

* 5. Products derived from this software may not be called "OpenSSL" nor may "OpenSSL" appear in their names without prior written permission of the OpenSSL Project.

* 6. Redistributions of any form whatsoever must retain the following acknowledgment:

* "This product includes software developed by the OpenSSL Project for use in the OpenSSL Toolkit (<http://www.openssl.org/>)"

* THIS SOFTWARE IS PROVIDED BY THE OpenSSL PROJECT "AS IS" AND ANY EXPRESSED OR IMPLIED WARRANTIES, INCLUDING, BUT NOT LIMITED TO, THE IMPLIED WARRANTIES OF MERCHANTABILITY AND FITNESS FOR A PARTICULAR PURPOSE ARE DISCLAIMED. IN NO EVENT SHALL THE OpenSSL PROJECT OR

* ITS CONTRIBUTORS BE LIABLE FOR ANY DIRECT, INDIRECT, INCIDENTAL, SPECIAL, EXEMPLARY, OR CONSEQUENTIAL DAMAGES (INCLUDING, BUT NOT LIMITED TO, PROCUREMENT OF SUBSTITUTE GOODS OR SERVICES; LOSS OF USE, DATA, OR PROFITS; OR BUSINESS INTERRUPTION) HOWEVER CAUSED AND ON ANY THEORY OF LIABILITY, WHETHER IN CONTRACT, STRICT LIABILITY, OR TORT (INCLUDING NEGLIGENCE OR OTHERWISE) ARISING IN ANY WAY OUT OF THE USE OF THIS SOFTWARE, EVEN IF ADVISED OF THE POSSIBILITY OF SUCH DAMAGE.

=====

* This product includes cryptographic software written by Eric Young (eyay@cryptsoft.com). This product includes software written by Tim Hudson (tjh@cryptsoft.com).

*/

Original SSLeay License

/* Copyright (C) 1995-1998 Eric Young (eyay@cryptsoft.com)

* All rights reserved.

* This package is an SSL implementation written by Eric Young (eyay@cryptsoft.com).

* The implementation was written so as to conform with Netscapes SSL.

* This library is free for commercial and non-commercial use as long as the following conditions are aheared to. The following conditions

* apply to all code found in this distribution, be it the RC4, RSA, lhash, DES, etc., code; not just the SSL code. The SSL documentation

- * included with this distribution is covered by the same copyright terms
- * except that the holder is Tim Hudson (tjh@cryptsoft.com).
- *
- * Copyright remains Eric Young's, and as such any Copyright notices in
- * the code are not to be removed.
- * If this package is used in a product, Eric Young should be given attribution
- * as the author of the parts of the library used.
- * This can be in the form of a textual message at program startup or
- * in documentation (online or textual) provided with the package.
- *
- * Redistribution and use in source and binary forms, with or without
- * modification, are permitted provided that the following conditions
- * are met:
- * 1. Redistributions of source code must retain the copyright
- * notice, this list of conditions and the following disclaimer.
- * 2. Redistributions in binary form must reproduce the above copyright
- * notice, this list of conditions and the following disclaimer in the
- * documentation and/or other materials provided with the distribution.
- * 3. All advertising materials mentioning features or use of this software
- * must display the following acknowledgement:
- * "This product includes cryptographic software written by
- * Eric Young (eay@cryptsoft.com)"
- * The word 'cryptographic' can be left out if the rouines from the library
- * being used are not cryptographic related :-).
- * 4. If you include any Windows specific code (or a derivative thereof) from
- * the apps directory (application code) you must include an acknowledgement:
- * "This product includes software written by Tim Hudson (tjh@cryptsoft.com)"
- *

- * THIS SOFTWARE IS PROVIDED BY ERIC YOUNG ``AS IS'' AND
- * ANY EXPRESS OR IMPLIED WARRANTIES, INCLUDING, BUT NOT LIMITED TO, THE
- * IMPLIED WARRANTIES OF MERCHANTABILITY AND FITNESS FOR A PARTICULAR PURPOSE
- * ARE DISCLAIMED. IN NO EVENT SHALL THE AUTHOR OR CONTRIBUTORS BE LIABLE
- * FOR ANY DIRECT, INDIRECT, INCIDENTAL, SPECIAL, EXEMPLARY, OR CONSEQUENTIAL
- * DAMAGES (INCLUDING, BUT NOT LIMITED TO, PROCUREMENT OF SUBSTITUTE GOODS
- * OR SERVICES; LOSS OF USE, DATA, OR PROFITS; OR BUSINESS INTERRUPTION)
- * HOWEVER CAUSED AND ON ANY THEORY OF LIABILITY, WHETHER IN CONTRACT, STRICT
- * LIABILITY, OR TORT (INCLUDING NEGLIGENCE OR OTHERWISE) ARISING IN ANY WAY
- * OUT OF THE USE OF THIS SOFTWARE, EVEN IF ADVISED OF THE POSSIBILITY OF
- * SUCH DAMAGE.
- *
- * The licence and distribution terms for any publically available version or
- * derivative of this code cannot be changed. i.e. this code cannot simply be
- * copied and put under another distribution licence
- * [including the GNU Public Licence.]
- */

Brotli

URL: <https://github.com/google/brotli>

Google Cache Invalidation API

URL: https://chromium.googlesource.com/chromium/src/+ /master/third_party/cacheinvalidation/README.chromium

Crashpad

URL: <https://crashpad.chromium.org/>

drawElements Quality Program

URL: <https://source.android.com/devices/graphics/testing.html>

dom-distiller-js

URL: <https://github.com/chromium/dom-distiller>

Copyright 2014 The Chromium Authors. All rights reserved.

Redistribution and use in source and binary forms, with or without

modification, are permitted provided that the following conditions are

met:

* Redistributions of source code must retain the above copyright

notice, this list of conditions and the following disclaimer.

* Redistributions in binary form must reproduce the above

copyright notice, this list of conditions and the following disclaimer

in the documentation and/or other materials provided with the

* Neither the name of Google Inc. nor the names of its

contributors may be used to endorse or promote products derived from

this software without specific prior written permission.

THIS SOFTWARE IS PROVIDED BY THE COPYRIGHT HOLDERS AND CONTRIBUTORS

"AS IS" AND ANY EXPRESS OR IMPLIED WARRANTIES, INCLUDING, BUT NOT

LIMITED TO, THE IMPLIED WARRANTIES OF MERCHANTABILITY AND FITNESS FOR

A PARTICULAR PURPOSE ARE DISCLAIMED. IN NO EVENT SHALL THE COPYRIGHT

OWNER OR CONTRIBUTORS BE LIABLE FOR ANY DIRECT, INDIRECT, INCIDENTAL,

SPECIAL, EXEMPLARY, OR CONSEQUENTIAL DAMAGES (INCLUDING, BUT NOT

LIMITED TO, PROCUREMENT OF SUBSTITUTE GOODS OR SERVICES; LOSS OF USE,

DATA, OR PROFITS; OR BUSINESS INTERRUPTION) HOWEVER CAUSED AND ON ANY

THEORY OF LIABILITY, WHETHER IN CONTRACT, STRICT LIABILITY, OR TORT

(INCLUDING NEGLIGENCE OR OTHERWISE) ARISING IN ANY WAY OUT OF THE USE

OF THIS SOFTWARE, EVEN IF ADVISED OF THE POSSIBILITY OF SUCH DAMAGE.

Parts of the following directories are available under Apache v2.0

src/de

Copyright (c) 2009–2011 Christian Kohlschütter

third_party/gwt_exporter

Copyright 2007 Timepedia.org

third_party/gwt-2.5.1

Copyright 2008 Google

java/org/chromium/distiller/dev

Copyright 2008 Google

Apache License

Version 2.0, January 2004

<http://www.apache.org/licenses/>

TERMS AND CONDITIONS FOR USE, REPRODUCTION, AND DISTRIBUTION

"License" shall mean the terms and conditions for use, reproduction, and distribution as defined by Sections 1 through 9 of this document.

"Licensor" shall mean the copyright owner or entity authorized by the copyright owner that is granting the License.

"Legal Entity" shall mean the union of the acting entity and all other entities that control, are controlled by, or are under common control with that entity. For the purposes of this definition, "control" means (i) the power, direct or indirect, to cause the direction or management of such entity, whether by contract or otherwise, or (ii) ownership of fifty percent (50%) or more of the outstanding shares, or (iii) beneficial

ownership of such entity.

"You" (or "Your") shall mean an individual or Legal Entity exercising permissions granted by this License.

"Source" form shall mean the preferred form for making modifications, including but not limited to software source code, documentation source, and configuration files.

"Object" form shall mean any form resulting from mechanical transformation or translation of a Source form, including but not limited to compiled object code, generated documentation, and conversions to other media types.

"Work" shall mean the work of authorship, whether in Source or Object form, made available under the License, as indicated by a copyright notice that is included in or attached to the work (an example is provided in the Appendix below).

"Derivative Works" shall mean any work, whether in Source or Object form, that is based on (or derived from) the Work and for which the editorial revisions, annotations, elaborations, or other modifications represent, as a whole, an original work of authorship. For the purposes of this License, Derivative Works shall not include works that remain separable from, or merely link (or bind by name) to the interfaces of, the Work and Derivative Works thereof.

"Contribution" shall mean any work of authorship, including the original version of the Work and any modifications or additions to that Work or Derivative Works thereof, that is intentionally submitted to Licensor for inclusion in the Work by the copyright owner or by an individual or Legal Entity authorized to submit on behalf of the copyright owner. For the purposes of this definition, "submitted" means any form of electronic, verbal, or written communication sent to the Licensor or its representatives, including but not limited to communication on electronic mailing lists, source code control systems, and issue tracking systems that are managed by, or on behalf of, the Licensor for the purpose of discussing and improving the Work, but excluding communication that is conspicuously marked or otherwise designated in writing by the copyright owner as "Not a Contribution."

"Contributor" shall mean Licensor and any individual or Legal Entity on behalf of whom a Contribution has

been received by Licensor and subsequently incorporated within the Work.

You must give any other recipients of the Work or Derivative Works a copy of this License; and

You must cause any modified files to carry prominent notices stating that You changed the files; and

You must retain, in the Source form of any Derivative Works that You distribute, all copyright, patent, trademark, and attribution notices from the Source form of the Work, excluding those notices that do not pertain to any part of the Derivative Works; and

If the Work includes a "NOTICE" text file as part of its distribution, then any Derivative Works that You distribute must include a readable copy of the attribution notices contained within such NOTICE file, excluding those notices that do not pertain to any part of the Derivative Works, in at least one of the following places: within a NOTICE text file distributed as part of the Derivative Works; within the Source form or documentation, if provided along with the Derivative Works; or, within a display generated by the Derivative Works, if and wherever such third-party notices normally appear. The contents of the NOTICE file are for informational purposes only and do not modify the License. You may add Your own attribution notices within Derivative Works that You distribute, alongside or as an addendum to the NOTICE text from the Work, provided that such additional attribution notices cannot be construed as modifying the License.

You may add Your own copyright statement to Your modifications and may provide additional or different license terms and conditions for use, reproduction, or distribution of Your modifications, or for any such Derivative Works as a whole, provided Your use, reproduction, and distribution of the Work otherwise complies with the conditions stated in this License.

END OF TERMS AND CONDITIONS

Expat XML Parser

URL: <http://sourceforge.net/projects/expat/>

Copyright (c) 1998, 1999, 2000 Thai Open Source Software Center Ltd

and Clark

Cooper

Copyright (c) 2001, 2002, 2003, 2004, 2005, 2006 Expat maintainers.

Permission is hereby granted, free of charge, to any person obtaining

a copy of this software and associated documentation files (the "Software"), to deal in the Software without restriction, including without limitation the rights to use, copy, modify, merge, publish, distribute, sublicense, and/or sell copies of the Software, and to permit persons to whom the Software is furnished to do so, subject to the following conditions:

The above copyright notice and this permission notice shall be included in all copies or substantial portions of the Software.

THE SOFTWARE IS PROVIDED "AS IS", WITHOUT WARRANTY OF ANY KIND, EXPRESS OR IMPLIED, INCLUDING BUT NOT LIMITED TO THE WARRANTIES OF MERCHANTABILITY, FITNESS FOR A PARTICULAR PURPOSE AND NONINFRINGEMENT. IN NO EVENT SHALL THE AUTHORS OR COPYRIGHT HOLDERS BE LIABLE FOR ANY CLAIM, DAMAGES OR OTHER LIABILITY, WHETHER IN AN ACTION OF CONTRACT, TORT OR OTHERWISE, ARISING FROM, OUT OF OR IN CONNECTION WITH THE SOFTWARE OR THE USE OR OTHER DEALINGS IN THE SOFTWARE.

fips181

URL: <http://www.adel.nursat.kz/apg/>

Copyright (c) 1999, 2000, 2001, 2002
Adel I. Mirzazhanov. All rights reserved

Redistribution and use in source and binary forms, with or without modification, are permitted provided that the following conditions are met:

1.Redistributions of source code must retain the above copyright notice, this list of conditions and the following disclaimer.

2.Redistributions in binary form must reproduce the above copyright notice, this list of conditions and the following disclaimer in the documentation and/or other materials provided with the distribution.
3.The name of the author may not be used to endorse or promote products derived from this software without specific prior written permission.

THIS SOFTWARE IS PROVIDED BY THE AUTHOR "AS IS" AND ANY EXPRESS OR IMPLIED WARRANTIES, INCLUDING, BUT NOT LIMITED TO, THE IMPLIED WARRANTIES OF MERCHANTABILITY AND FITNESS FOR A PARTICULAR PURPOSE ARE DISCLAIMED. IN NO EVENT SHALL THE AUTHOR BE LIABLE FOR ANY DIRECT, INDIRECT, INCIDENTAL, SPECIAL, EXEMPLARY, OR CONSEQUENTIAL DAMAGES (INCLUDING, BUT NOT LIMITED TO, PROCUREMENT OF SUBSTITUTE GOODS OR SERVICES; LOSS OF USE, DATA, OR PROFITS; OR BUSINESS INTERRUPTION) HOWEVER CAUSED AND ON ANY THEORY OF LIABILITY, WHETHER IN CONTRACT, STRICT LIABILITY, OR TORT (INCLUDING NEGLIGENCE OR OTHERWISE) ARISING IN ANY WAY OUT OF THE USE OF THIS SOFTWARE, EVEN IF ADVISED OF THE POSSIBILITY OF SUCH DAMAGE.

flac

URL: <http://sourceforge.net/projects/flac/files/flac-src/flac-1.2.1-src/flac-1.2.1.tar.gz/download>

Copyright (C)
2000,2001,2002,2003,2004,2005,2006,2007 Josh
Coalson

Redistribution and use in source and binary forms, with or without modification, are permitted provided that the following conditions are met:

- Redistributions of source code must retain the above copyright

notice, this list of conditions and the following disclaimer.

- Redistributions in binary form must reproduce the above copyright

notice, this list of conditions and the following disclaimer in the

documentation and/or other materials provided with the distribution.

- Neither the name of the Xiph.org Foundation nor the names of its

contributors may be used to endorse or promote products derived from

this software without specific prior written permission.

THIS SOFTWARE IS PROVIDED BY THE COPYRIGHT HOLDERS AND CONTRIBUTORS

“AS IS” AND ANY EXPRESS OR IMPLIED WARRANTIES, INCLUDING, BUT NOT

LIMITED TO, THE IMPLIED WARRANTIES OF MERCHANTABILITY AND FITNESS FOR

A PARTICULAR PURPOSE ARE DISCLAIMED. IN NO EVENT SHALL THE FOUNDATION OR

CONTRIBUTORS BE LIABLE FOR ANY DIRECT, INDIRECT, INCIDENTAL, SPECIAL,

EXEMPLARY, OR CONSEQUENTIAL DAMAGES (INCLUDING, BUT NOT LIMITED TO,

PROCUREMENT OF SUBSTITUTE GOODS OR SERVICES; LOSS OF USE, DATA, OR

PROFITS; OR BUSINESS INTERRUPTION) HOWEVER CAUSED AND ON ANY THEORY OF

LIABILITY, WHETHER IN CONTRACT, STRICT LIABILITY, OR TORT (INCLUDING

NEGLIGENCE OR OTHERWISE) ARISING IN ANY WAY OUT OF THE USE OF THIS

SOFTWARE, EVEN IF ADVISED OF THE POSSIBILITY OF SUCH DAMAGE.

harfbuzz-ng

URL: <http://harfbuzz.org>

HarfBuzz is licensed under the so-called "Old MIT" license. Details follow.

For parts of HarfBuzz that are licensed under different licenses see individual

files names COPYING in subdirectories where applicable.

Copyright © 2010,2011,2012 Google, Inc.

Copyright © 2012 Mozilla Foundation

Copyright © 2011 Codethink Limited

Copyright © 2008,2010 Nokia Corporation and/or its subsidiary(-ies)

Copyright © 2009 Keith Stribley

Copyright © 2009 Martin Hosken and SIL International

Copyright © 2007 Chris Wilson

Copyright © 2006 Behdad Esfahbod

Copyright © 2005 David Turner

Copyright © 2004,2007,2008,2009,2010 Red Hat, Inc.

Copyright © 1998-2004 David Turner and Werner Lemberg

For full copyright notices consult the individual files in the package.

Permission is hereby granted, without written agreement and without

license or royalty fees, to use, copy, modify, and distribute this

software and its documentation for any purpose, provided that the

above copyright notice and the following two paragraphs appear in

all copies of this software.

IN NO EVENT SHALL THE COPYRIGHT HOLDER BE LIABLE TO ANY PARTY FOR

DIRECT, INDIRECT, SPECIAL, INCIDENTAL, OR CONSEQUENTIAL DAMAGES

ARISING OUT OF THE USE OF THIS SOFTWARE AND ITS DOCUMENTATION, EVEN

IF THE COPYRIGHT HOLDER HAS BEEN ADVISED OF THE POSSIBILITY OF SUCH

THE COPYRIGHT HOLDER SPECIFICALLY DISCLAIMS ANY WARRANTIES, INCLUDING,

BUT NOT LIMITED TO, THE IMPLIED WARRANTIES OF MERCHANTABILITY AND FITNESS FOR A PARTICULAR PURPOSE. THE SOFTWARE PROVIDED HEREUNDER IS ON AN "AS IS" BASIS, AND THE COPYRIGHT HOLDER HAS NO OBLIGATION TO PROVIDE MAINTENANCE, SUPPORT, UPDATES, ENHANCEMENTS, OR MODIFICATIONS.

iccjpeg

URL: <http://www.iijg.org>

The authors make NO WARRANTY or representation, either express or implied, with respect to this software, its quality, accuracy, merchantability, or fitness for a particular purpose. This software is provided "AS IS", and you, its user, assume the entire risk as to its quality and accuracy.

This software is copyright (C) 1991-1998, Thomas G. Lane.

All Rights Reserved except as specified below.

Permission is hereby granted to use, copy, modify, and distribute this

software (or portions thereof) for any purpose, without fee, subject to these

conditions:

(1) If any part of the source code for this software is distributed, then this

README file must be included, with this copyright and no-warranty notice

unaltered; and any additions, deletions, or changes to the original files

must be clearly indicated in accompanying documentation.

(2) If only executable code is distributed, then the accompanying

documentation must state that "this software is based in part on the work of

the Independent JPEG Group".

(3) Permission for use of this software is granted only if the user accepts

full responsibility for any undesirable consequences; the authors accept

NO LIABILITY for damages of any kind.

These conditions apply to any software derived from or based on the IJG code,

not just to the unmodified library. If you use our work, you ought to

acknowledge us.

Permission is NOT granted for the use of any IJG author's name or company name

in advertising or publicity relating to this software or products derived from it.

This software may be referred to only as "the Independent JPEG Group's

software".

We specifically permit and encourage the use of this software as the basis of

commercial products, provided that all warranty or liability claims are

assumed by the product vendor.

icu

URL: <http://site.icu-project.org/>

ICU License - ICU 1.8.1 and later

COPYRIGHT AND PERMISSION NOTICE

Copyright (c) 1995-2014 International Business Machines Corporation and

others

All rights reserved.

Permission is hereby granted, free of charge, to any person obtaining a

copy of this software and associated documentation files (the

"Software"), to deal in the Software without restriction, including

without limitation the rights to use, copy, modify, merge, publish,

distribute, and/or sell copies of the Software, and

to permit persons to

whom the Software is furnished to do so, provided that the above

copyright notice(s) and this permission notice appear in all copies of

the Software and that both the above copyright notice(s) and this

permission notice appear in supporting documentation.

THE SOFTWARE IS PROVIDED "AS IS", WITHOUT WARRANTY OF ANY KIND, EXPRESS

OR IMPLIED, INCLUDING BUT NOT LIMITED TO THE WARRANTIES OF

MERCHANTABILITY, FITNESS FOR A PARTICULAR PURPOSE AND NONINFRINGEMENT OF

THIRD PARTY RIGHTS. IN NO EVENT SHALL THE COPYRIGHT HOLDER OR HOLDERS

INCLUDED IN THIS NOTICE BE LIABLE FOR ANY CLAIM, OR ANY SPECIAL INDIRECT

OR CONSEQUENTIAL DAMAGES, OR ANY DAMAGES WHATSOEVER RESULTING FROM LOSS

OF USE, DATA OR PROFITS, WHETHER IN AN ACTION OF CONTRACT, NEGLIGENCE OR

OTHER TORTIOUS ACTION, ARISING OUT OF OR IN CONNECTION WITH THE USE OR

PERFORMANCE OF THIS SOFTWARE.

Except as contained in this notice, the name of a copyright holder shall

not be used in advertising or otherwise to promote the sale, use or

other dealings in this Software without prior written authorization of

the copyright holder.

All trademarks and registered trademarks mentioned herein are the

property of their respective owners.

Third-Party Software Licenses

This section contains third-party software notices

and/or additional

terms for licensed third-party software components included within ICU

libraries.

1. Unicode Data Files and Software

COPYRIGHT AND PERMISSION NOTICE

Copyright © 1991–2014 Unicode, Inc. All rights reserved.

Distributed under the Terms of Use in

<http://www.unicode.org/copyright.html>.

Permission is hereby granted, free of charge, to any person obtaining

a copy of the Unicode data files and any associated documentation

(the "Data Files") or Unicode software and any associated documentation

(the "Software") to deal in the Data Files or Software without restriction, including without limitation the rights to use,

copy, modify, merge, publish, distribute, and/or sell copies of

the Data Files or Software, and to permit persons to whom the Data Files

or Software are furnished to do so, provided that

(a) this copyright and permission notice appear with all copies

of the Data Files or Software,

(b) this copyright and permission notice appear in associated

documentation, and

(c) there is clear notice in each modified Data File or in the Software

as well as in the documentation associated with the Data File(s) or

Software that the data or software has been modified.

THE DATA FILES AND SOFTWARE ARE PROVIDED "AS IS", WITHOUT WARRANTY OF

ANY KIND, EXPRESS OR IMPLIED, INCLUDING BUT NOT LIMITED TO THE

WARRANTIES OF MERCHANTABILITY, FITNESS FOR A PARTICULAR PURPOSE AND

NONINFRINGEMENT OF THIRD PARTY RIGHTS.
IN NO EVENT SHALL THE COPYRIGHT HOLDER OR
HOLDERS INCLUDED IN THIS
NOTICE BE LIABLE FOR ANY CLAIM, OR ANY
SPECIAL INDIRECT OR CONSEQUENTIAL
DAMAGES, OR ANY DAMAGES WHATSOEVER
RESULTING FROM LOSS OF USE,
DATA OR PROFITS, WHETHER IN AN ACTION OF
CONTRACT, NEGLIGENCE OR OTHER
TORTIOUS ACTION, ARISING OUT OF OR IN
CONNECTION WITH THE USE OR
PERFORMANCE OF THE DATA FILES OR SOFTWARE.

Except as contained in this notice, the name of a
copyright holder
shall not be used in advertising or otherwise to
promote the sale,
use or other dealings in these Data Files or Software
without prior
written authorization of the copyright holder.

2. Chinese/Japanese Word Break Dictionary Data
(cjdict.txt)

The Google Chrome software developed by
Google is licensed under the BSD li
ses, as set forth below.

#

The BSD License

[http://opensource.org/licenses/bsd-
license.php](http://opensource.org/licenses/bsd-license.php)

Copyright (C) 2006-2008, Google Inc.

#

All rights reserved.

#

Redistribution and use in source and binary
forms, with or without modifi

cation, are permitted provided that the following
conditions are met:

#

Redistributions of source code must retain
the above copyright notice, th

is list of conditions and the following disclaimer.

Redistributions in binary form must
reproduce the above copyright notice,

this list of conditions and the following disclaimer in

the documentation and/or

other materials provided with the distribution.

Neither the name of Google Inc. nor the
names of its contributors may be

used to endorse or promote products derived from
this software without specific

prior written permission.

#

#

THIS SOFTWARE IS PROVIDED BY THE
COPYRIGHT HOLDERS AND CONTRIBUTORS "AS I

S" AND ANY EXPRESS OR IMPLIED WARRANTIES,
INCLUDING, BUT NOT LIMITED TO, THE IMPL

IED WARRANTIES OF MERCHANTABILITY AND
FITNESS FOR A PARTICULAR PURPOSE ARE DISCLA

ECT, INDIRECT, INCIDENTAL, SPECIAL, EXEMPLARY,
OR CONSEQUENTIAL DAMAGES (INCLUDIN

G, BUT NOT LIMITED TO, PROCUREMENT OF
SUBSTITUTE GOODS OR SERVICES; LOSS OF USE,

DATA, OR PROFITS; OR BUSINESS INTERRUPTION)
HOWEVER CAUSED AND ON ANY THEORY OF L

LIABILITY, WHETHER IN CONTRACT, STRICT LIABILITY,
OR TORT (INCLUDING NEGLIGENCE OR

OTHERWISE) ARISING IN ANY WAY OUT OF THE
USE OF THIS SOFTWARE, EVEN IF ADVISED O

F THE POSSIBILITY OF SUCH DAMAGE.

#

#

The word list in cjdict.txt are generated by
combining three word lists l

isted

below with further processing for
compound word breaking. The frequency i

s generated

with an iterative training against Google
web corpora.

#

* Libtabe (Chinese)

#

- https://sourceforge.net/project/?group_id=1519

- Its license terms and conditions are
shown below.

#

* IPADIC (Japanese)

#

- [http://chasen.aist-
nara.ac.jp/chasen/distribution.html](http://chasen.aist-nara.ac.jp/chasen/distribution.html)

```

# - Its license terms and conditions are
shown below.
#
# -----COPYING.libtabe -----
BEGIN-----
#
# /*
# * Copyrighy (c) 1999 TaBE Project.
# * Copyright (c) 1999 Pai-Hsiang Hsiao.
# * All rights reserved.
# *
# * Redistribution and use in source and
binary forms, with or without
# * modification, are permitted provided
that the following conditions
# * are met:
# *
# * . Redistributions of source code must
retain the above copyright
# * notice, this list of conditions and the
following disclaimer.
# * . Redistributions in binary form must
reproduce the above copyright
# * notice, this list of conditions and the
following disclaimer in
# * the documentation and/or other
materials provided with the
# * distribution.
# * . Neither the name of the TaBE Project
nor the names of its
# * contributors may be used to endorse
or promote products derived
# * from this software without specific
prior written permission.
# *
# * THIS SOFTWARE IS PROVIDED BY THE
COPYRIGHT HOLDERS AND CONTRIBUTORS
# * "AS IS" AND ANY EXPRESS OR IMPLIED
WARRANTIES, INCLUDING, BUT NOT
# * LIMITED TO, THE IMPLIED
WARRANTIES OF MERCHANTABILITY AND FITNESS
# * FOR A PARTICULAR PURPOSE ARE
DISCLAIMED. IN NO EVENT SHALL THE
# * REGENTS OR CONTRIBUTORS BE
LIABLE FOR ANY DIRECT, INDIRECT,
# * INCIDENTAL, SPECIAL, EXEMPLARY, OR
CONSEQUENTIAL DAMAGES

```

```

# * (INCLUDING, BUT NOT LIMITED TO,
PROCUREMENT OF SUBSTITUTE GOODS OR
# * SERVICES; LOSS OF USE, DATA, OR
PROFITS; OR BUSINESS INTERRUPTION)
# * HOWEVER CAUSED AND ON ANY
THEORY OF LIABILITY, WHETHER IN CONTRACT,
# * STRICT LIABILITY, OR TORT (INCLUDING
NEGLIGENCE OR OTHERWISE)
# * ARISING IN ANY WAY OUT OF THE USE
OF THIS SOFTWARE, EVEN IF ADVISED
# * OF THE POSSIBILITY OF SUCH
DAMAGE.
# */
#
# /*
# * Copyright (c) 1999 Computer Systems
and Communication Lab,
# * Institute of
Information Science, Academia Sinica.
# * All rights reserved.
# *
# * Redistribution and use in source and
binary forms, with or without
# * modification, are permitted provided
that the following conditions
# * are met:
# *
# * . Redistributions of source code must
retain the above copyright
# * notice, this list of conditions and the
following disclaimer.
# * . Redistributions in binary form must
reproduce the above copyright
# * notice, this list of conditions and the
following disclaimer in
# * the documentation and/or other
materials provided with the
# * distribution.
# * . Neither the name of the Computer
Systems and Communication Lab
# * nor the names of its contributors may
be used to endorse or
# * promote products derived from this
software without specific
# * prior written permission.
# *
# * THIS SOFTWARE IS PROVIDED BY THE

```

COPYRIGHT HOLDERS AND CONTRIBUTORS

* "AS IS" AND ANY EXPRESS OR IMPLIED WARRANTIES, INCLUDING, BUT NOT

* LIMITED TO, THE IMPLIED WARRANTIES OF MERCHANTABILITY AND FITNESS

* FOR A PARTICULAR PURPOSE ARE DISCLAIMED. IN NO EVENT SHALL THE

* REGENTS OR CONTRIBUTORS BE LIABLE FOR ANY DIRECT, INDIRECT,

* INCIDENTAL, SPECIAL, EXEMPLARY, OR CONSEQUENTIAL DAMAGES

* (INCLUDING, BUT NOT LIMITED TO, PROCUREMENT OF SUBSTITUTE GOODS OR

* SERVICES; LOSS OF USE, DATA, OR PROFITS; OR BUSINESS INTERRUPTION)

* HOWEVER CAUSED AND ON ANY THEORY OF LIABILITY, WHETHER IN CONTRACT,

* STRICT LIABILITY, OR TORT (INCLUDING NEGLIGENCE OR OTHERWISE)

* ARISING IN ANY WAY OUT OF THE USE OF THIS SOFTWARE, EVEN IF ADVISED

* OF THE POSSIBILITY OF SUCH DAMAGE.

*/

#

Copyright 1996 Chih-Hao Tsai @ Beckman Institute, University of Illinois

c-tsai4@uiuc.edu

<http://casper.beckman.uiuc.edu/~c-tsai4>

#

-----COPYING.libtabe-----END

-

#

#

-----COPYING.ipadic-----BEGIN

N-----

--

#

Copyright 2000, 2001, 2002, 2003 Nara Institute of Science

and Technology. All Rights Reserved.

#

Use, reproduction, and distribution of this software is permitted.

Any copy of this software, whether in its original form or modified,

must include both the above copyright notice and the following

paragraphs.

#

Nara Institute of Science and Technology (NAIST),

the copyright holders, disclaims all warranties with regard to this

software, including all implied warranties of merchantability and

fitness, in no event shall NAIST be liable for

any special, indirect or consequential damages or any damages

whatsoever resulting from loss of use, data or profits, whether in an

action of contract, negligence or other tortuous action, arising out

of or in connection with the use or performance of this software.

#

A large portion of the dictionary entries

originate from ICOT Free Software. The following conditions for ICOT

Free Software applies to the current dictionary as well.

#

Each User may also freely distribute the Program, whether in its

original form or modified, to any third party or parties, PROVIDED

that the provisions of Section 3 ("NO WARRANTY") will ALWAYS appear

on, or be attached to, the Program, which is distributed substantially

in the same form as set out herein and that such intended

distribution, if actually made, will neither violate or otherwise

contravene any of the laws and regulations of the countries having

jurisdiction over the User or the intended distribution itself.

#

NO WARRANTY

#

The program was produced on an experimental basis in the course of the

research and development conducted during the project and is provided

to users as so produced on an experimental basis. Accordingly, the

program is provided without any warranty whatsoever, whether express,

implied, statutory or otherwise. The term "warranty" used herein

includes, but is not limited to, any warranty of the quality,

performance, merchantability and fitness for a particular purpose of

the program and the nonexistence of any infringement or violation of

any right of any third party.

#

Each user of the program will agree and understand, and be deemed to

have agreed and understood, that there is no warranty whatsoever for

the program and, accordingly, the entire risk arising from or

otherwise connected with the program is assumed by the user.

#

Therefore, neither ICOT, the copyright holder, or any other

organization that participated in or was otherwise related to the

development of the program and their respective officials, directors,

officers and other employees shall be held liable for any and all

damages, including, without limitation, general, special, incidental

and consequential damages, arising out of or otherwise in connection

with the use or inability to use the program or any product, material

or result produced or otherwise obtained by using the program,

regardless of whether they have been advised of, or otherwise had

knowledge of, the possibility of such damages at any time during the

project or thereafter. Each user will be deemed to have agreed to the

foregoing by his or her commencement of

use of the program. The term

"use" as used herein includes, but is not limited to, the use,

modification, copying and distribution of the program and the

production of secondary products from the program.

#

In the case where the program, whether in its original form or

modified, was distributed or delivered to or received by a user from

any person, organization or entity other than ICOT, unless it makes or

grants independently of ICOT any specific warranty to the user in

writing, such person, organization or entity, will also be exempted

from and not be held liable to the user for any such damages as noted

above as far as the program is concerned.

#

-----COPYING.ipadic-----END-----

3. Lao Word Break Dictionary Data (laodict.txt)

Copyright (c) 2013 International Business Machines Corporation and others. All Rights Reserved.

Project: <http://code.google.com/p/lao-dictionary/>

Dictionary: <http://lao-dictionary.googlecode.com/git/Lao-Dictionary.txt>

License: <http://lao-dictionary.googlecode.com/git/Lao-Dictionary-LICEN>

(copied below)

This file is derived from the above dictionary, with slight modifications.

Copyright (C) 2013 Brian Eugene Wilson, Robert Martin Campbell.

All rights reserved.

Redistribution and use in source and binary forms, with or without modification, are permitted provided that the following conditions are met:

Redistributions of source code must retain the above copyright notice, this list of conditions and the following disclaimer. Redistributions in binary form must reproduce the above copyright notice, this list of conditions and the following disclaimer in the documentation and/or other materials provided with the distribution.

Redistributions of source code must retain the above copyright notice, this list of conditions and the following disclaimer. Redistributions in binary form must reproduce the above copyright notice, this list of conditions and the following disclaimer in the documentation and/or other materials provided with the distribution.

Redistributions of source code must retain the above copyright notice, this list of conditions and the following disclaimer. Redistributions in binary form must reproduce the above copyright notice, this list of conditions and the following disclaimer in the documentation and/or other materials provided with the distribution.

Redistributions of source code must retain the above copyright notice, this list of conditions and the following disclaimer. Redistributions in binary form must reproduce the above copyright notice, this list of conditions and the following disclaimer in the documentation and/or other materials provided with the distribution.

THIS SOFTWARE IS PROVIDED BY THE COPYRIGHT HOLDERS AND CONTRIBUTORS "AS IS" AND ANY EXPRESS OR IMPLIED WARRANTIES, INCLUDING, BUT NOT LIMITED TO, THE IMPLIED WARRANTIES OF MERCHANTABILITY AND FITNESS FOR A PARTICULAR PURPOSE ARE DISCLAIMED. IN NO EVENT SHALL THE COPYRIGHT HOLDER OR CONTRIBUTORS BE LIABLE FOR ANY DIRECT, INDIRECT, INCIDENTAL, SPECIAL, EXEMPLARY, OR CONSEQUENTIAL DAMAGES (INCLUDING, BUT NOT LIMITED TO, PROCUREMENT OF SUBSTITUTE GOODS OR SERVICES; LOSS OF USE, DATA, OR PROFITS; OR BUSINESS INTERRUPTION) HOWEVER CAUSED AND ON ANY THEORY OF LIABILITY, WHETHER IN CONTRACT, STRICT LIABILITY, OR TORT (INCLUDING NEGLIGENCE OR OTHERWISE) ARISING IN ANY WAY OUT OF THE USE OF THIS SOFTWARE, EVEN IF ADVISED OF THE POSSIBILITY OF SUCH DAMAGE.

(INCLUDING, BUT NOT LIMITED TO, PROCUREMENT OF SUBSTITUTE GOODS OR SERVICES; LOSS OF USE, DATA, OR PROFITS; OR BUSINESS INTERRUPTION) HOWEVER CAUSED AND ON ANY THEORY OF LIABILITY, WHETHER IN CONTRACT, STRICT LIABILITY, OR TORT (INCLUDING NEGLIGENCE OR OTHERWISE) ARISING IN ANY WAY OUT OF THE USE OF THIS SOFTWARE, EVEN IF ADVISED OF THE POSSIBILITY OF SUCH DAMAGE.

(INCLUDING, BUT NOT LIMITED TO, PROCUREMENT OF SUBSTITUTE GOODS OR SERVICES; LOSS OF USE, DATA, OR PROFITS; OR BUSINESS INTERRUPTION) HOWEVER CAUSED AND ON ANY THEORY OF LIABILITY, WHETHER IN CONTRACT, STRICT LIABILITY, OR TORT (INCLUDING NEGLIGENCE OR OTHERWISE) ARISING IN ANY WAY OUT OF THE USE OF THIS SOFTWARE, EVEN IF ADVISED OF THE POSSIBILITY OF SUCH DAMAGE.

(INCLUDING, BUT NOT LIMITED TO, PROCUREMENT OF SUBSTITUTE GOODS OR SERVICES; LOSS OF USE, DATA, OR PROFITS; OR BUSINESS INTERRUPTION) HOWEVER CAUSED AND ON ANY THEORY OF LIABILITY, WHETHER IN CONTRACT, STRICT LIABILITY, OR TORT (INCLUDING NEGLIGENCE OR OTHERWISE) ARISING IN ANY WAY OUT OF THE USE OF THIS SOFTWARE, EVEN IF ADVISED OF THE POSSIBILITY OF SUCH DAMAGE.

(INCLUDING, BUT NOT LIMITED TO, PROCUREMENT OF SUBSTITUTE GOODS OR SERVICES; LOSS OF USE, DATA, OR PROFITS; OR BUSINESS INTERRUPTION) HOWEVER CAUSED AND ON ANY THEORY OF LIABILITY, WHETHER IN CONTRACT, STRICT LIABILITY, OR TORT (INCLUDING NEGLIGENCE OR OTHERWISE) ARISING IN ANY WAY OUT OF THE USE OF THIS SOFTWARE, EVEN IF ADVISED OF THE POSSIBILITY OF SUCH DAMAGE.

4. Burmese Word Break Dictionary Data (burmesedict.txt)

Copyright (c) 2014 International Business Machines Corporation and others. All Rights Reserved.

This list is part of a project hosted at:

github.com/kanyawtech/myanmar-karen-word-lists

Copyright (c) 2013, LeRoy Benjamin Sharon

All rights reserved.

Redistribution and use in source and binary forms, with or without modification, are permitted provided that the following conditions are met:

Redistributions of source code must retain the above copyright notice, this list of conditions and the following disclaimer. Redistributions in binary form must reproduce the above copyright notice, this list of conditions and the following disclaimer in the documentation and/or other materials provided with the distribution.

Redistributions of source code must retain the above copyright notice, this list of conditions and the following disclaimer. Redistributions in binary form must reproduce the above copyright notice, this list of conditions and the following disclaimer in the documentation and/or other materials provided with the distribution.

Redistributions of source code must retain the above copyright notice, this list of conditions and the following disclaimer. Redistributions in binary form must reproduce the above copyright notice, this list of conditions and the following disclaimer in the documentation and/or other materials provided with the distribution.

Redistributions of source code must retain the above copyright notice, this list of conditions and the following disclaimer. Redistributions in binary form must reproduce the above copyright notice, this list of conditions and the following disclaimer in the documentation and/or other materials provided with the distribution.

Redistributions of source code must retain the above copyright notice, this list of conditions and the following disclaimer. Redistributions in binary form must reproduce the above copyright notice, this list of conditions and the following disclaimer in the documentation and/or other materials provided with the distribution.

Redistributions of source code must retain the above copyright notice, this list of conditions and the following disclaimer. Redistributions in binary form must reproduce the above copyright notice, this list of conditions and the following disclaimer in the documentation and/or other materials provided with the distribution.

Neither the name Myanmar Karen Word Lists, nor the names of its contributors may be used to endorse or promote products derived from this software without specific prior written permission.

THIS SOFTWARE IS PROVIDED BY THE COPYRIGHT HOLDERS AND CONTRIBUTORS "AS IS" AND ANY EXPRESS OR IMPLIED WARRANTIES, INCLUDING, BUT NOT LIMITED TO, THE IMPLIED WARRANTIES OF MERCHANTABILITY AND FITNESS FOR A PARTICULAR PURPOSE ARE DISCLAIMED. IN NO EVENT SHALL THE COPYRIGHT HOLDER OR CONTRIBUTORS BE LIABLE FOR ANY DIRECT, INDIRECT, INCIDENTAL, SPECIAL, EXEMPLARY, OR CONSEQUENTIAL DAMAGES (INCLUDING, BUT NOT LIMITED TO, PROCUREMENT OF SUBSTITUTE GOODS OR SERVICES; LOSS OF USE, DATA, OR PROFITS; OR BUSINESS INTERRUPTION) HOWEVER CAUSED AND ON ANY THEORY OF LIABILITY, WHETHER IN CONTRACT, STRICT LIABILITY, OR TORT (INCLUDING NEGLIGENCE OR OTHERWISE) ARISING IN ANY WAY OUT OF THE USE OF THIS SOFTWARE, EVEN IF ADVISED OF THE POSSIBILITY OF SUCH DAMAGE.

(INCLUDING, BUT NOT LIMITED TO, PROCUREMENT OF SUBSTITUTE GOODS OR SERVICES; LOSS OF USE, DATA, OR PROFITS; OR BUSINESS INTERRUPTION) HOWEVER CAUSED AND ON ANY THEORY OF LIABILITY, WHETHER IN CONTRACT, STRICT LIABILITY, OR TORT (INCLUDING NEGLIGENCE OR OTHERWISE) ARISING IN ANY WAY OUT OF THE USE OF THIS SOFTWARE, EVEN IF ADVISED OF THE POSSIBILITY OF SUCH DAMAGE.

(INCLUDING, BUT NOT LIMITED TO, PROCUREMENT OF SUBSTITUTE GOODS OR SERVICES; LOSS OF USE, DATA, OR PROFITS; OR BUSINESS INTERRUPTION) HOWEVER CAUSED AND ON ANY THEORY OF LIABILITY, WHETHER IN CONTRACT, STRICT LIABILITY, OR TORT (INCLUDING NEGLIGENCE OR OTHERWISE) ARISING IN ANY WAY OUT OF THE USE OF THIS SOFTWARE, EVEN IF ADVISED OF THE POSSIBILITY OF SUCH DAMAGE.

(INCLUDING, BUT NOT LIMITED TO, PROCUREMENT OF SUBSTITUTE GOODS OR SERVICES; LOSS OF USE, DATA, OR PROFITS; OR BUSINESS INTERRUPTION) HOWEVER CAUSED AND ON ANY THEORY OF LIABILITY, WHETHER IN CONTRACT, STRICT LIABILITY, OR TORT (INCLUDING NEGLIGENCE OR OTHERWISE) ARISING IN ANY WAY OUT OF THE USE OF THIS SOFTWARE, EVEN IF ADVISED OF THE POSSIBILITY OF SUCH DAMAGE.

(INCLUDING, BUT NOT LIMITED TO, PROCUREMENT OF SUBSTITUTE GOODS OR SERVICES; LOSS OF USE, DATA, OR PROFITS; OR BUSINESS INTERRUPTION) HOWEVER CAUSED AND ON ANY THEORY OF LIABILITY, WHETHER IN CONTRACT, STRICT LIABILITY, OR TORT (INCLUDING NEGLIGENCE OR OTHERWISE) ARISING IN ANY WAY OUT OF THE USE OF THIS SOFTWARE, EVEN IF ADVISED OF THE POSSIBILITY OF SUCH DAMAGE.

(INCLUDING, BUT NOT LIMITED TO, PROCUREMENT OF SUBSTITUTE GOODS OR SERVICES; LOSS OF USE, DATA, OR PROFITS; OR BUSINESS INTERRUPTION) HOWEVER CAUSED AND ON ANY THEORY OF LIABILITY, WHETHER IN CONTRACT, STRICT LIABILITY, OR TORT (INCLUDING NEGLIGENCE OR OTHERWISE) ARISING IN ANY WAY OUT OF THE USE OF THIS SOFTWARE, EVEN IF ADVISED OF THE POSSIBILITY OF SUCH DAMAGE.

(INCLUDING, BUT NOT LIMITED TO, PROCUREMENT OF SUBSTITUTE GOODS OR SERVICES; LOSS OF USE, DATA, OR PROFITS; OR BUSINESS INTERRUPTION) HOWEVER CAUSED AND ON ANY THEORY OF LIABILITY, WHETHER IN CONTRACT, STRICT LIABILITY, OR TORT (INCLUDING NEGLIGENCE OR OTHERWISE) ARISING IN ANY WAY OUT OF THE USE OF THIS SOFTWARE, EVEN IF ADVISED OF THE POSSIBILITY OF SUCH DAMAGE.

(INCLUDING, BUT NOT LIMITED TO, PROCUREMENT OF SUBSTITUTE GOODS OR SERVICES; LOSS OF USE, DATA, OR PROFITS; OR BUSINESS INTERRUPTION) HOWEVER CAUSED AND ON ANY THEORY OF LIABILITY, WHETHER IN CONTRACT, STRICT LIABILITY, OR TORT (INCLUDING NEGLIGENCE OR OTHERWISE) ARISING IN ANY WAY OUT OF THE USE OF THIS SOFTWARE, EVEN IF ADVISED OF THE POSSIBILITY OF SUCH DAMAGE.

(INCLUDING, BUT NOT LIMITED TO, PROCUREMENT OF SUBSTITUTE GOODS OR SERVICES; LOSS OF USE, DATA, OR PROFITS; OR BUSINESS INTERRUPTION) HOWEVER CAUSED AND ON ANY THEORY OF LIABILITY, WHETHER IN CONTRACT, STRICT LIABILITY, OR TORT (INCLUDING NEGLIGENCE OR OTHERWISE) ARISING IN ANY WAY OUT OF THE USE OF THIS SOFTWARE, EVEN IF ADVISED OF THE POSSIBILITY OF SUCH DAMAGE.

(INCLUDING, BUT NOT LIMITED TO, PROCUREMENT OF SUBSTITUTE GOODS OR SERVICES; LOSS OF USE, DATA, OR PROFITS; OR BUSINESS INTERRUPTION) HOWEVER CAUSED AND ON ANY THEORY OF LIABILITY, WHETHER IN CONTRACT, STRICT LIABILITY, OR TORT (INCLUDING NEGLIGENCE OR OTHERWISE) ARISING IN ANY WAY OUT OF THE USE OF THIS SOFTWARE, EVEN IF ADVISED OF THE POSSIBILITY OF SUCH DAMAGE.

5. Time Zone Database

ICU uses the public domain data and code derived from Time Zone Database

for its time zone support. The ownership of the TZ database is explained

in BCP 175: Procedure for Maintaining the Time Zone Database section 7.

1 - Database Ownership

The TZ database itself is not an IETF Contribution or an IETF

document. Rather it is a pre-existing and regularly updated work

that is in the public domain, and is intended to remain in the public

domain. Therefore, BCPs 78 [RFC5378] and 79 [RFC3979] do not apply

to the TZ Database or contributions that individuals make to it.

Should any claims be made and substantiated against the TZ Database,

the organization that is providing the IANA Considerations defined in

this RFC, under the memorandum of understanding with the IETF,

currently ICANN, may act in accordance with all competent court

orders. No ownership claims will be made by ICANN or the IETF Trust

on the database or the code. Any person making a contribution to the

database or code waives all rights to future claims in that

contribution or in the TZ Database.

google-jstemplate

URL: <http://code.google.com/p/google-jstemplate/>

Khronos header files

URL: <http://www.khronos.org/registry>

Copyright (c) 2007-2010 The Khronos Group Inc.

Permission is hereby granted, free of charge, to any person obtaining a

copy of this software and/or associated documentation files (the

"Materials"), to deal in the Materials without restriction, including

without limitation the rights to use, copy, modify, merge, publish,

distribute, sublicense, and/or sell copies of the Materials, and to

permit persons to whom the Materials are furnished to do so, subject to

the following conditions:

The above copyright notice and this permission notice shall be included

in all copies or substantial portions of the Materials.

THE MATERIALS ARE PROVIDED "AS IS", WITHOUT WARRANTY OF ANY KIND,

EXPRESS OR IMPLIED, INCLUDING BUT NOT LIMITED TO THE WARRANTIES OF

MERCHANTABILITY, FITNESS FOR A PARTICULAR PURPOSE AND NONINFRINGEMENT.

IN NO EVENT SHALL THE AUTHORS OR COPYRIGHT HOLDERS BE LIABLE FOR ANY

CLAIM, DAMAGES OR OTHER LIABILITY, WHETHER IN AN ACTION OF CONTRACT,

TORT OR OTHERWISE, ARISING FROM, OUT OF OR IN CONNECTION WITH THE

MATERIALS OR THE USE OR OTHER DEALINGS IN THE MATERIALS.

SGI FREE SOFTWARE LICENSE B (Version 2.0, Sept. 18, 2008)

Copyright (C) 1992 Silicon Graphics, Inc. All Rights Reserved.

Permission is hereby granted, free of charge, to any person obtaining a copy of

this software and associated documentation files (the "Software"), to deal in

the Software without restriction, including without limitation the rights to

use, copy, modify, merge, publish, distribute, sublicense, and/or sell copies

of the Software, and to permit persons to whom the Software is furnished to do

so, subject to the following conditions:

The above copyright notice including the dates of first publication and either

this permission notice or a reference to <http://oss.sgi.com/projects/FreeB/>

shall be included in all copies or substantial portions of the Software.

THE SOFTWARE IS PROVIDED "AS IS", WITHOUT

WARRANTY OF ANY KIND, EXPRESS OR IMPLIED, INCLUDING BUT NOT LIMITED TO THE WARRANTIES OF MERCHANTABILITY, FITNESS FOR A PARTICULAR PURPOSE AND NONINFRINGEMENT. IN NO EVENT SHALL SILICON GRAPHICS, INC. BE LIABLE FOR ANY CLAIM, DAMAGES OR OTHER LIABILITY, WHETHER IN AN ACTION OF CONTRACT, TORT OR OTHERWISE, ARISING FROM, OUT OF OR IN CONNECTION WITH THE SOFTWARE OR THE USE OR OTHER DEALINGS IN THE SOFTWARE.

Except as contained in this notice, the name of Silicon Graphics, Inc. shall

not be used in advertising or otherwise to promote the sale, use or other

dealings in this Software without prior written authorization from Silicon

Graphics, Inc.

LevelDB: A Fast Persistent Key-Value Store

URL: <https://github.com/google/leveldb.git>

Copyright (c) 2011 The LevelDB Authors. All rights reserved.

Redistribution and use in source and binary forms, with or without

modification, are permitted provided that the following conditions are

met:

* Redistributions of source code must retain the above copyright

notice, this list of conditions and the following disclaimer.

* Redistributions in binary form must reproduce the above

copyright notice, this list of conditions and the following disclaimer

in the documentation and/or other materials provided with the

* Neither the name of Google Inc. nor the names of its

contributors may be used to endorse or promote products derived from

this software without specific prior written permission.

THIS SOFTWARE IS PROVIDED BY THE COPYRIGHT HOLDERS AND CONTRIBUTORS

"AS IS" AND ANY EXPRESS OR IMPLIED WARRANTIES, INCLUDING, BUT NOT

LIMITED TO, THE IMPLIED WARRANTIES OF MERCHANTABILITY AND FITNESS FOR

A PARTICULAR PURPOSE ARE DISCLAIMED. IN NO EVENT SHALL THE COPYRIGHT

OWNER OR CONTRIBUTORS BE LIABLE FOR ANY DIRECT, INDIRECT, INCIDENTAL,

SPECIAL, EXEMPLARY, OR CONSEQUENTIAL DAMAGES (INCLUDING, BUT NOT

LIMITED TO, PROCUREMENT OF SUBSTITUTE GOODS OR SERVICES; LOSS OF USE,

DATA, OR PROFITS; OR BUSINESS INTERRUPTION) HOWEVER CAUSED AND ON ANY

THEORY OF LIABILITY, WHETHER IN CONTRACT, STRICT LIABILITY, OR TORT

(INCLUDING NEGLIGENCE OR OTHERWISE) ARISING IN ANY WAY OUT OF THE USE

OF THIS SOFTWARE, EVEN IF ADVISED OF THE POSSIBILITY OF SUCH DAMAGE.

The library to input, validate, and display addresses.

URL: <https://github.com/googlei18n/libaddressinput>

libjingle

URL: <http://www.webrtc.org>

libjpeg

URL: <http://www.iijg.org/>

The authors make NO WARRANTY or representation, either express or implied,

with respect to this software, its quality, accuracy, merchantability, or

fitness for a particular purpose. This software is provided "AS IS", and you,

its user, assume the entire risk as to its quality and accuracy.

This software is copyright (C) 1991-1998, Thomas G. Lane.

All Rights Reserved except as specified below.

Permission is hereby granted to use, copy, modify, and distribute this

software (or portions thereof) for any purpose, without fee, subject to these

conditions:

(1) If any part of the source code for this software is distributed, then this

README file must be included, with this copyright and no-warranty notice

unaltered; and any additions, deletions, or changes to the original files

must be clearly indicated in accompanying documentation.

(2) If only executable code is distributed, then the accompanying

documentation must state that "this software is based in part on the work of

the Independent JPEG Group".

(3) Permission for use of this software is granted only if the user accepts

full responsibility for any undesirable consequences; the authors accept

NO LIABILITY for damages of any kind.

These conditions apply to any software derived from or based on the IJG code,

not just to the unmodified library. If you use our work, you ought to

acknowledge us.

Permission is NOT granted for the use of any IJG author's name or company name

in advertising or publicity relating to this software or products derived from it.

This software may be referred to only as "the Independent JPEG Group's

software".

We specifically permit and encourage the use of this software as the basis of

commercial products, provided that all warranty or liability claims are

assumed by the product vendor.

sole proprietor of its copyright holder, Aladdin Enterprises of Menlo Park, CA.

by the usual distribution terms of the Free Software Foundation; principally,

that you must include source code if you redistribute it. (See the file ansi2knr.c for

full details.)

However, since ansi2knr.c is not needed as part

of any program generated from the IJG code, this does not limit you more than

the foregoing paragraphs do.

The Unix configuration script "configure" was produced with GNU Autoconf.

It is copyright by the Free Software Foundation but is freely distributable.

The same holds for its supporting scripts (config.guess, config.sub,

ltconfig, ltmain.sh). Another support script, install-sh, is copyright

by M.I.T. but is also freely distributable.

It appears that the arithmetic coding option of the JPEG spec is covered by

patents owned by IBM, AT&T, and Mitsubishi. Hence arithmetic coding cannot

legally be used without obtaining one or more licenses. For this reason,

support for arithmetic coding has been removed from the free JPEG software.

(Since arithmetic coding provides only a marginal gain over the unpatented

Huffman mode, it is unlikely that very many implementations will support it.)

So far as we are aware, there are no patent restrictions on the remaining

The IJG distribution formerly included code to read and write GIF files.

To avoid entanglement with the Unisys LZW patent, GIF reading support has

been removed altogether, and the GIF writer has been simplified to produce

"uncompressed GIFs". This technique does not use the LZW algorithm; the

resulting GIF files are larger than usual, but are readable by all standard

GIF decoders.

We are required to state that

"The Graphics Interchange Format(c) is the Copyright property of

CompuServe Incorporated. GIF(sm) is a Service Mark property of

CompuServe Incorporated."

Public License.

libjpeg-turbo

URL: <http://sourceforge.net/projects/libjpeg-turbo/>

libjpeg-turbo is licensed under a non-restrictive, BSD-style license

(see README.) The TurboJPEG/OSS wrapper (both C and Java versions) and

associated test programs bear a similar license, which is reproduced below:

Redistribution and use in source and binary forms, with or without

modification, are permitted provided that the following conditions are met:

- Redistributions of source code must retain the above copyright notice,

this list of conditions and the following disclaimer.

- Redistributions in binary form must reproduce the above copyright notice,

this list of conditions and the following disclaimer in the documentation

and/or other materials provided with the distribution.

- Neither the name of the libjpeg-turbo Project nor the names of its

contributors may be used to endorse or promote products derived from this

software without specific prior written permission.

THIS SOFTWARE IS PROVIDED BY THE COPYRIGHT HOLDERS AND CONTRIBUTORS "AS IS",

AND ANY EXPRESS OR IMPLIED WARRANTIES, INCLUDING, BUT NOT LIMITED TO, THE

IMPLIED WARRANTIES OF MERCHANTABILITY AND FITNESS FOR A PARTICULAR PURPOSE

ARE DISCLAIMED. IN NO EVENT SHALL THE COPYRIGHT HOLDERS OR CONTRIBUTORS BE

LIABLE FOR ANY DIRECT, INDIRECT, INCIDENTAL, SPECIAL, EXEMPLARY, OR

CONSEQUENTIAL DAMAGES (INCLUDING, BUT NOT LIMITED TO, PROCUREMENT OF

SUBSTITUTE GOODS OR SERVICES; LOSS OF USE, DATA, OR PROFITS; OR BUSINESS

INTERRUPTION) HOWEVER CAUSED AND ON ANY THEORY OF LIABILITY, WHETHER IN

CONTRACT, STRICT LIABILITY, OR TORT (INCLUDING NEGLIGENCE OR OTHERWISE)

ARISING IN ANY WAY OUT OF THE USE OF THIS SOFTWARE, EVEN IF ADVISED OF THE

POSSIBILITY OF SUCH DAMAGE.

International Phone Number Library

URL:

<http://libphonenumber.googlecode.com/svn/trunk/>

Copyright (C) 2011 Google Inc.

Licensed under the Apache License, Version 2.0 (the "License");

you may not use this file except in compliance with the License.

You may obtain a copy of the License at

<http://www.apache.org/licenses/LICENSE-2.0>

Unless required by applicable law or agreed to in writing, software

distributed under the License is distributed on an "AS IS" BASIS,

WITHOUT WARRANTIES OR CONDITIONS OF ANY KIND, either express or implied.

See the License for the specific language governing permissions and

limitations under the License.

libpng

URL: <http://libpng.org/>

This copy of the libpng notices is provided for your convenience. In case of

any discrepancy between this copy and the notices in the file png.h that is

included in the libpng distribution, the latter shall prevail.

COPYRIGHT NOTICE, DISCLAIMER, and LICENSE:

If you modify libpng you may insert additional notices immediately following

this sentence.

This code is released under the libpng license.

libpng versions 1.0.7, July 1, 2000, through 1.2.54, November 12, 2015, are

Copyright (c) 2000-2002, 2004, 2006-2015 Glenn Randers-Pehrson, are

derived from libpng-1.0.6, and are distributed according to the same

disclaimer and license as libpng-1.0.6 with the following individuals

added to the list of Contributing Authors:

Simon-Pierre Cadieux

Eric S. Raymond

Cosmin Truta

Gilles Vollant

and with the following additions to the disclaimer:

There is no warranty against interference with your enjoyment of the

library or against infringement. There is no warranty that our

efforts or the library will fulfill any of your particular purposes

or needs. This library is provided with all faults, and the entire

risk of satisfactory quality, performance, accuracy,

and effort is with

the user.

libpng versions 0.97, January 1998, through 1.0.6, March 20, 2000, are

Copyright (c) 1998-2000 Glenn Randers-Pehrson, are derived from

libpng-0.96, and are distributed according to the same disclaimer and

license as libpng-0.96, with the following individuals added to the list

of Contributing Authors:

Tom Lane

Glenn Randers-Pehrson

Willem van Schaik

libpng versions 0.89, June 1996, through 0.96, May 1997, are

Copyright (c) 1996-1997 Andreas Dilger, are derived from libpng-0.88,

and are distributed according to the same disclaimer and license as

libpng-0.88, with the following individuals added to the list of

Contributing Authors:

John Bowler

Kevin Bracey

Sam Bushell

Magnus Holmgren

Greg Roelofs

Tom Tanner

libpng versions 0.5, May 1995, through 0.88, January 1996, are

Copyright (c) 1995-1996 Guy Eric Schalnat, Group 42, Inc.

For the purposes of this copyright and license, "Contributing Authors"

is defined as the following set of individuals:

Andreas Dilger

Dave Martindale

Guy Eric Schalnat

Paul Schmidt

Tim Wegner

The PNG Reference Library is supplied "AS IS". The Contributing Authors

and Group 42, Inc. disclaim all warranties, expressed or implied,

including, without limitation, the warranties of merchantability and of

fitness for any purpose. The Contributing Authors and Group 42, Inc.

assume no liability for direct, indirect, incidental, special, exemplary,

or consequential damages, which may result from the use of the PNG

Reference Library, even if advised of the possibility of such damage.

Permission is hereby granted to use, copy, modify, and distribute this

source code, or portions hereof, for any purpose, without fee, subject

to the following restrictions:

1. The origin of this source code must not be misrepresented.

2. Altered versions must be plainly marked as such and must not

be misrepresented as being the original source.

3. This Copyright notice may not be removed or altered from any

source or altered source distribution.

The Contributing Authors and Group 42, Inc. specifically permit, without

fee, and encourage the use of this source code as a component to

supporting the PNG file format in commercial products. If you use this

source code in a product, acknowledgment is not required but would be

END OF COPYRIGHT NOTICE, DISCLAIMER, and LICENSE.

A "png_get_copyright" function is available, for convenient use in "about"

boxes and the like:

```
printf("%s", png_get_copyright(NULL));
```

Also, the PNG logo (in PNG format, of course) is supplied in the

files "pngbar.png.jpg" and "pngbar.jpg (88x31) and "pngnow.png.jpg" (98x31).

Libpng is OSI Certified Open Source Software. OSI Certified Open Source is

a certification mark of the Open Source Initiative. OSI has not addressed

the additional disclaimers inserted at version 1.0.7.

Glenn Randers-Pehrson

glennrp at users.sourceforge.net

November 12, 2015

libsrtip

URL: <https://github.com/cisco/libsrtip>

```
/*
 *
 * Copyright (c) 2001-2006 Cisco Systems, Inc.
 * All rights reserved.
 *
 * Redistribution and use in source and binary forms,
 * with or without
 * modification, are permitted provided that the
 * following conditions
 * are met:
 *
 * Redistributions of source code must retain the
 * above copyright
 * notice, this list of conditions and the following
 * disclaimer.
 *
 * Redistributions in binary form must reproduce
 * the above
 * copyright notice, this list of conditions and the
 * following
```


- * disclaimer in the documentation and/or other materials provided
- * with the distribution.
- *
- * Neither the name of the Cisco Systems, Inc. nor the names of its
- * contributors may be used to endorse or promote products derived
- * from this software without specific prior written permission.
- *
- * THIS SOFTWARE IS PROVIDED BY THE COPYRIGHT HOLDERS AND CONTRIBUTORS
- * "AS IS" AND ANY EXPRESS OR IMPLIED WARRANTIES, INCLUDING, BUT NOT
- * LIMITED TO, THE IMPLIED WARRANTIES OF MERCHANTABILITY AND FITNESS
- * FOR A PARTICULAR PURPOSE ARE DISCLAIMED. IN NO EVENT SHALL THE
- * COPYRIGHT HOLDERS OR CONTRIBUTORS BE LIABLE FOR ANY DIRECT,
- * INDIRECT, INCIDENTAL, SPECIAL, EXEMPLARY, OR CONSEQUENTIAL DAMAGES
- * (INCLUDING, BUT NOT LIMITED TO, PROCUREMENT OF SUBSTITUTE GOODS OR
- * SERVICES; LOSS OF USE, DATA, OR PROFITS; OR BUSINESS INTERRUPTION)
- * HOWEVER CAUSED AND ON ANY THEORY OF LIABILITY, WHETHER IN CONTRACT,
- * STRICT LIABILITY, OR TORT (INCLUDING NEGLIGENCE OR OTHERWISE)
- * ARISING IN ANY WAY OUT OF THE USE OF THIS SOFTWARE, EVEN IF ADVISED
- * OF THE POSSIBILITY OF SUCH DAMAGE.

*/

libusbx

URL: <http://libusb.org>

libvpx

URL: <http://www.webmproject.org>

Copyright (c) 2010, The WebM Project authors. All rights reserved.

Redistribution and use in source and binary forms, with or without

modification, are permitted provided that the following conditions are

met:

- * Redistributions of source code must retain the above copyright

notice, this list of conditions and the following disclaimer.

- * Redistributions in binary form must reproduce the above copyright

notice, this list of conditions and the following disclaimer in

the documentation and/or other materials provided with the

distribution.

- * Neither the name of Google, nor the WebM Project, nor the names

of its contributors may be used to endorse or promote products

derived from this software without specific prior written

permission.

THIS SOFTWARE IS PROVIDED BY THE COPYRIGHT HOLDERS AND CONTRIBUTORS

"AS IS" AND ANY EXPRESS OR IMPLIED WARRANTIES, INCLUDING, BUT NOT

LIMITED TO, THE IMPLIED WARRANTIES OF MERCHANTABILITY AND FITNESS FOR

A PARTICULAR PURPOSE ARE DISCLAIMED. IN NO EVENT SHALL THE COPYRIGHT

HOLDER OR CONTRIBUTORS BE LIABLE FOR ANY DIRECT, INDIRECT, INCIDENTAL,

SPECIAL, EXEMPLARY, OR CONSEQUENTIAL DAMAGES (INCLUDING, BUT NOT

LIMITED TO, PROCUREMENT OF SUBSTITUTE GOODS OR SERVICES; LOSS OF USE,

DATA, OR PROFITS; OR BUSINESS INTERRUPTION) HOWEVER CAUSED AND ON ANY

THEORY OF LIABILITY, WHETHER IN CONTRACT, STRICT LIABILITY, OR TORT

(INCLUDING NEGLIGENCE OR OTHERWISE) ARISING IN ANY WAY OUT OF THE USE

OF THIS SOFTWARE, EVEN IF ADVISED OF THE

POSSIBILITY OF SUCH DAMAGE.

WebP image encoder/decoder

URL: <http://developers.google.com/speed/webp>

Additional IP Rights Grant (Patents)

"These implementations" means the copyrightable works that implement the WebM

codecs distributed by Google as part of the WebM Project.

Google hereby grants to you a perpetual, worldwide, non-exclusive, no-charge,

royalty-free, irrevocable (except as stated in this section) patent license to

make, have made, use, offer to sell, sell, import, transfer, and otherwise

run, modify and propagate the contents of these implementations of WebM, where

such license applies only to those patent claims, both currently owned by

Google and acquired in the future, licensable by Google that are necessarily

infringed by these implementations of WebM. This grant does not include claims

that would be infringed only as a consequence of further modification of these

or agree to the institution of patent litigation or any other patent

enforcement activity against any entity (including a cross-claim or

counterclaim in a lawsuit) alleging that any of these implementations of WebM

or any code incorporated within any of these implementations of WebM

constitute direct or contributory patent infringement, or inducement of

patent infringement, then any patent rights granted to you under this License

for these implementations of WebM shall terminate as of the date such

litigation is filed.

libxml

URL: <http://xmlsoft.org>

Except where otherwise noted in the source code (e.g. the files hash.c,

with different Copyright notices) all the files are:

Copyright (C) 1998-2012 Daniel Veillard. All Rights Reserved.

Permission is hereby granted, free of charge, to any person obtaining a copy

of this software and associated documentation files (the "Software"), to deal

in the Software without restriction, including without limitation the rights

to use, copy, modify, merge, publish, distribute, sublicense, and/or sell

copies of the Software, and to permit persons to whom the Software is fur-

nished to do so, subject to the following conditions:

The above copyright notice and this permission notice shall be included in

all copies or substantial portions of the Software.

THE SOFTWARE IS PROVIDED "AS IS", WITHOUT WARRANTY OF ANY KIND, EXPRESS OR

IMPLIED, INCLUDING BUT NOT LIMITED TO THE WARRANTIES OF MERCHANTABILITY, FIT-

NESS FOR A PARTICULAR PURPOSE AND NONINFRINGEMENT. IN NO EVENT SHALL THE

AUTHORS OR COPYRIGHT HOLDERS BE LIABLE FOR ANY CLAIM, DAMAGES OR OTHER

LIABILITY, WHETHER IN AN ACTION OF CONTRACT, TORT OR OTHERWISE, ARISING FROM,

OUT OF OR IN CONNECTION WITH THE SOFTWARE OR THE USE OR OTHER DEALINGS IN

THE SOFTWARE.

libxslt

URL: <http://xmlsoft.org/XSLT>

Licence for libxslt except libexslt

Copyright (C) 2001-2002 Daniel Veillard. All Rights

Reserved.

Permission is hereby granted, free of charge, to any person obtaining a copy of this software and associated documentation files (the "Software"), to deal in the Software without restriction, including without limitation the rights to use, copy, modify, merge, publish, distribute, sublicense, and/or sell copies of the Software, and to permit persons to whom the Software is furnished to do so, subject to the following conditions:

The above copyright notice and this permission notice shall be included in all copies or substantial portions of the Software.

THE SOFTWARE IS PROVIDED "AS IS", WITHOUT WARRANTY OF ANY KIND, EXPRESS OR IMPLIED, INCLUDING BUT NOT LIMITED TO THE WARRANTIES OF MERCHANTABILITY, FITNESS FOR A PARTICULAR PURPOSE AND NONINFRINGEMENT. IN NO EVENT SHALL THE DANIEL VEILLARD BE LIABLE FOR ANY CLAIM, DAMAGES OR OTHER LIABILITY, WHETHER IN AN ACTION OF CONTRACT, TORT OR OTHERWISE, ARISING FROM, OUT OF OR IN CONNECTION WITH THE SOFTWARE OR THE USE OR OTHER DEALINGS IN THE SOFTWARE.

Except as contained in this notice, the name of Daniel Veillard shall not be used in advertising or otherwise to promote the sale, use or other dealings in this Software without prior written authorization from him.

Licence for libexslt

Copyright (C) 2001-2002 Thomas Broyer, Charlie Bozeman and Daniel Veillard.
All Rights Reserved.

Permission is hereby granted, free of charge, to any person obtaining a copy of this software and associated documentation files (the "Software"), to deal in the Software without restriction, including without limitation the rights to use, copy, modify, merge, publish, distribute, sublicense, and/or sell copies of the Software, and to permit persons to whom the Software is furnished to do so, subject to the following conditions:

The above copyright notice and this permission notice shall be included in all copies or substantial portions of the Software.

THE SOFTWARE IS PROVIDED "AS IS", WITHOUT WARRANTY OF ANY KIND, EXPRESS OR IMPLIED, INCLUDING BUT NOT LIMITED TO THE WARRANTIES OF MERCHANTABILITY, FITNESS FOR A PARTICULAR PURPOSE AND NONINFRINGEMENT. IN NO EVENT SHALL THE AUTHORS BE LIABLE FOR ANY CLAIM, DAMAGES OR OTHER LIABILITY, WHETHER IN AN ACTION OF CONTRACT, TORT OR OTHERWISE, ARISING FROM, OUT OF OR IN CONNECTION WITH THE SOFTWARE OR THE USE OR OTHER DEALINGS IN THE SOFTWARE.

Except as contained in this notice, the name of the authors shall not be used in advertising or otherwise to promote the sale, use or other dealings in this Software without prior written authorization from him.

libyuv
URL: <http://code.google.com/p/libyuv/>

Copyright 2011 The LibYuv Project Authors. All rights reserved.

Redistribution and use in source and binary forms, with or without

modification, are permitted provided that the following conditions are

met:

* Redistributions of source code must retain the above copyright

notice, this list of conditions and the following disclaimer.

* Redistributions in binary form must reproduce the above copyright

notice, this list of conditions and the following disclaimer in

the documentation and/or other materials provided with the distribution.

* Neither the name of Google nor the names of its contributors may

be used to endorse or promote products derived from this software

without specific prior written permission.

THIS SOFTWARE IS PROVIDED BY THE COPYRIGHT HOLDERS AND CONTRIBUTORS

"AS IS" AND ANY EXPRESS OR IMPLIED WARRANTIES, INCLUDING, BUT NOT

LIMITED TO, THE IMPLIED WARRANTIES OF MERCHANTABILITY AND FITNESS FOR

A PARTICULAR PURPOSE ARE DISCLAIMED. IN NO EVENT SHALL THE COPYRIGHT

HOLDER OR CONTRIBUTORS BE LIABLE FOR ANY DIRECT, INDIRECT, INCIDENTAL,

SPECIAL, EXEMPLARY, OR CONSEQUENTIAL DAMAGES (INCLUDING, BUT NOT

LIMITED TO, PROCUREMENT OF SUBSTITUTE GOODS OR SERVICES; LOSS OF USE,

DATA, OR PROFITS; OR BUSINESS INTERRUPTION) HOWEVER CAUSED AND ON ANY

THEORY OF LIABILITY, WHETHER IN CONTRACT, STRICT LIABILITY, OR TORT

(INCLUDING NEGLIGENCE OR OTHERWISE) ARISING IN ANY WAY OUT OF THE USE

OF THIS SOFTWARE, EVEN IF ADVISED OF THE POSSIBILITY OF SUCH DAMAGE.

linux-syscall-support

URL: <http://code.google.com/p/linux-syscall-support/>

// Copyright 2015 The Chromium Authors. All rights reserved.

//

// Redistribution and use in source and binary forms, with or without

// modification, are permitted provided that the following conditions are

// met:

//

// * Redistributions of source code must retain the above copyright

// notice, this list of conditions and the following disclaimer.

// * Redistributions in binary form must reproduce the above

// copyright notice, this list of conditions and the following disclaimer

// in the documentation and/or other materials provided with the

// distribution.

// * Neither the name of Google Inc. nor the names of its

// contributors may be used to endorse or promote products derived from

// this software without specific prior written permission.

//

// THIS SOFTWARE IS PROVIDED BY THE COPYRIGHT HOLDERS AND CONTRIBUTORS

// "AS IS" AND ANY EXPRESS OR IMPLIED WARRANTIES, INCLUDING, BUT NOT

// LIMITED TO, THE IMPLIED WARRANTIES OF MERCHANTABILITY AND FITNESS FOR

// A PARTICULAR PURPOSE ARE DISCLAIMED. IN NO EVENT SHALL THE COPYRIGHT

// OWNER OR CONTRIBUTORS BE LIABLE FOR ANY DIRECT, INDIRECT, INCIDENTAL,

// SPECIAL, EXEMPLARY, OR CONSEQUENTIAL DAMAGES (INCLUDING, BUT NOT

// LIMITED TO, PROCUREMENT OF SUBSTITUTE GOODS OR SERVICES; LOSS OF USE,

// DATA, OR PROFITS; OR BUSINESS INTERRUPTION) HOWEVER CAUSED AND ON ANY

// THEORY OF LIABILITY, WHETHER IN CONTRACT, STRICT LIABILITY, OR TORT

// (INCLUDING NEGLIGENCE OR OTHERWISE)
ARISING IN ANY WAY OUT OF THE USE
// OF THIS SOFTWARE, EVEN IF ADVISED OF THE
POSSIBILITY OF SUCH DAMAGE.

LZ4 - Extremely fast compression

URL: <https://code.google.com/p/lz4/>

LZ4 Library

Copyright (c) 2011-2014, Yann Collet

All rights reserved.

Redistribution and use in source and binary forms,
with or without modification,
are permitted provided that the following conditions
are met:

* Redistributions of source code must retain the
above copyright notice, this

list of conditions and the following disclaimer.

* Redistributions in binary form must reproduce the
above copyright notice, this

list of conditions and the following disclaimer in the
documentation and/or

other materials provided with the distribution.

THIS SOFTWARE IS PROVIDED BY THE COPYRIGHT
HOLDERS AND CONTRIBUTORS "AS IS" AND

ANY EXPRESS OR IMPLIED WARRANTIES,
INCLUDING, BUT NOT LIMITED TO, THE IMPLIED

WARRANTIES OF MERCHANTABILITY AND FITNESS
FOR A PARTICULAR PURPOSE ARE

ANY DIRECT, INDIRECT, INCIDENTAL, SPECIAL,
EXEMPLARY, OR CONSEQUENTIAL DAMAGES

(INCLUDING, BUT NOT LIMITED TO, PROCUREMENT
OF SUBSTITUTE GOODS OR SERVICES;

LOSS OF USE, DATA, OR PROFITS; OR BUSINESS
INTERRUPTION) HOWEVER CAUSED AND ON

ANY THEORY OF LIABILITY, WHETHER IN
CONTRACT, STRICT LIABILITY, OR TORT

(INCLUDING NEGLIGENCE OR OTHERWISE) ARISING
IN ANY WAY OUT OF THE USE OF THIS

SOFTWARE, EVEN IF ADVISED OF THE POSSIBILITY
OF SUCH DAMAGE.

LZMA SDK

URL: <http://www.7-zip.org/sdk.html>

LZMA SDK is placed in the public domain.

mesa

URL: <http://www.mesa3d.org/>

The default Mesa license is as follows:

Copyright (C) 1999-2007 Brian Paul All Rights
Reserved.

Permission is hereby granted, free of charge, to any
person obtaining a
copy of this software and associated documentation
files (the "Software"),

to deal in the Software without restriction, including
without limitation

the rights to use, copy, modify, merge, publish,
distribute, sublicense,

and/or sell copies of the Software, and to permit
persons to whom the

Software is furnished to do so, subject to the
following conditions:

The above copyright notice and this permission
notice shall be included

in all copies or substantial portions of the Software.

THE SOFTWARE IS PROVIDED "AS IS", WITHOUT
WARRANTY OF ANY KIND, EXPRESS

OR IMPLIED, INCLUDING BUT NOT LIMITED TO THE
WARRANTIES OF MERCHANTABILITY,

FITNESS FOR A PARTICULAR PURPOSE AND
NONINFRINGEMENT. IN NO EVENT SHALL

BRIAN PAUL BE LIABLE FOR ANY CLAIM, DAMAGES
OR OTHER LIABILITY, WHETHER IN

AN ACTION OF CONTRACT, TORT OR OTHERWISE,
ARISING FROM, OUT OF OR IN

CONNECTION WITH THE SOFTWARE OR THE USE
OR OTHER DEALINGS IN THE SOFTWARE.

Some parts of Mesa are copyrighted under the GNU
LGPL. See the

Mesa/docs/COPYRIGHT file for details.

modp base64 decoder

URL: <https://github.com/client9/stringencoders>

```
* MODP_B64 - High performance base64
encoder/decoder
* Version 1.3 -- 17-Mar-2006
* http://modp.com/release/base64
*
* Copyright (c) 2005, 2006 Nick Galbreath -- nickg
[at] modp [dot] com
* All rights reserved.
*
* Redistribution and use in source and binary forms,
with or without
* modification, are permitted provided that the
following conditions are
* met:
*
* Redistributions of source code must retain the
above copyright
* notice, this list of conditions and the following
disclaimer.
*
* Redistributions in binary form must reproduce
the above copyright
* notice, this list of conditions and the following
disclaimer in the
* documentation and/or other materials provided
with the distribution.
*
* Neither the name of the modp.com nor the
names of its
* contributors may be used to endorse or
promote products derived from
* this software without specific prior written
permission.
*
* THIS SOFTWARE IS PROVIDED BY THE
COPYRIGHT HOLDERS AND CONTRIBUTORS
* "AS IS" AND ANY EXPRESS OR IMPLIED
WARRANTIES, INCLUDING, BUT NOT
* LIMITED TO, THE IMPLIED WARRANTIES OF
MERCHANTABILITY AND FITNESS FOR
* A PARTICULAR PURPOSE ARE DISCLAIMED. IN
NO EVENT SHALL THE COPYRIGHT
* OWNER OR CONTRIBUTORS BE LIABLE FOR ANY
DIRECT, INDIRECT, INCIDENTAL,
```

```
* SPECIAL, EXEMPLARY, OR CONSEQUENTIAL
DAMAGES (INCLUDING, BUT NOT
* LIMITED TO, PROCUREMENT OF SUBSTITUTE
GOODS OR SERVICES; LOSS OF USE,
* DATA, OR PROFITS; OR BUSINESS
INTERRUPTION) HOWEVER CAUSED AND ON ANY
* THEORY OF LIABILITY, WHETHER IN CONTRACT,
STRICT LIABILITY, OR TORT
* (INCLUDING NEGLIGENCE OR OTHERWISE)
ARISING IN ANY WAY OUT OF THE USE
* OF THIS SOFTWARE, EVEN IF ADVISED OF THE
POSSIBILITY OF SUCH DAMAGE.
```

Mojo

URL: <https://github.com/domokit/mojo>

```
// Copyright 2014 The Chromium Authors. All rights
reserved.
//
// Redistribution and use in source and binary forms,
with or without
// modification, are permitted provided that the
following conditions are
// met:
//
// * Redistributions of source code must retain
the above copyright
// notice, this list of conditions and the following
disclaimer.
// * Redistributions in binary form must reproduce
the above
// copyright notice, this list of conditions and the
following disclaimer
// in the documentation and/or other materials
provided with the
// distribution.
// * Neither the name of Google Inc. nor the
names of its
// contributors may be used to endorse or promote
products derived from
// this software without specific prior written
permission.
//
// THIS SOFTWARE IS PROVIDED BY THE
COPYRIGHT HOLDERS AND CONTRIBUTORS
// "AS IS" AND ANY EXPRESS OR IMPLIED
WARRANTIES, INCLUDING, BUT NOT
```

```
// LIMITED TO, THE IMPLIED WARRANTIES OF
MERCHANTABILITY AND FITNESS FOR
// A PARTICULAR PURPOSE ARE DISCLAIMED. IN NO
EVENT SHALL THE COPYRIGHT
// OWNER OR CONTRIBUTORS BE LIABLE FOR ANY
DIRECT, INDIRECT, INCIDENTAL,
// SPECIAL, EXEMPLARY, OR CONSEQUENTIAL
DAMAGES (INCLUDING, BUT NOT
// LIMITED TO, PROCUREMENT OF SUBSTITUTE
GOODS OR SERVICES; LOSS OF USE,
// DATA, OR PROFITS; OR BUSINESS
INTERRUPTION) HOWEVER CAUSED AND ON ANY
// THEORY OF LIABILITY, WHETHER IN CONTRACT,
STRICT LIABILITY, OR TORT
// (INCLUDING NEGLIGENCE OR OTHERWISE)
ARISING IN ANY WAY OUT OF THE USE
// OF THIS SOFTWARE, EVEN IF ADVISED OF THE
POSSIBILITY OF SUCH DAMAGE.
```

mt19937ar

URL: <http://www.math.sci.hiroshima-u.ac.jp/m-mat/MT/MT2002/emt19937ar.html>

A C-program for MT19937, with initialization improved 2002/1/26.

Coded by Takuji Nishimura and Makoto Matsumoto.

Before using, initialize the state by using
init_genrand(seed)

or init_by_array(init_key, key_length).

Copyright (C) 1997 - 2002, Makoto Matsumoto and Takuji Nishimura,

All rights reserved.

Redistribution and use in source and binary forms, with or without

modification, are permitted provided that the following conditions

are met:

1. Redistributions of source code must retain the above copyright

notice, this list of conditions and the following disclaimer.

2. Redistributions in binary form must reproduce the above copyright

notice, this list of conditions and the following disclaimer in the

documentation and/or other materials provided with the distribution.

3. The names of its contributors may not be used to endorse or promote

products derived from this software without specific prior written

permission.

THIS SOFTWARE IS PROVIDED BY THE COPYRIGHT HOLDERS AND CONTRIBUTORS

"AS IS" AND ANY EXPRESS OR IMPLIED WARRANTIES, INCLUDING, BUT NOT

LIMITED TO, THE IMPLIED WARRANTIES OF MERCHANTABILITY AND FITNESS FOR

A PARTICULAR PURPOSE ARE DISCLAIMED. IN NO EVENT SHALL THE COPYRIGHT OWNER OR

CONTRIBUTORS BE LIABLE FOR ANY DIRECT, INDIRECT, INCIDENTAL, SPECIAL,

EXEMPLARY, OR CONSEQUENTIAL DAMAGES (INCLUDING, BUT NOT LIMITED TO,

PROCUREMENT OF SUBSTITUTE GOODS OR SERVICES; LOSS OF USE, DATA, OR

PROFITS; OR BUSINESS INTERRUPTION) HOWEVER CAUSED AND ON ANY THEORY OF

LIABILITY, WHETHER IN CONTRACT, STRICT LIABILITY, OR TORT (INCLUDING

NEGLIGENCE OR OTHERWISE) ARISING IN ANY WAY OUT OF THE USE OF THIS

SOFTWARE, EVEN IF ADVISED OF THE POSSIBILITY OF SUCH DAMAGE.

Netscape Plugin Application Programming Interface (NPAPI)

URL: <http://mxr.mozilla.org/mozilla-central/source/modules/plugin/base/public/>

Version: MPL 1.1/GPL 2.0/LGPL 2.1

The contents of this file are subject to the Mozilla Public License Version

the License. You may obtain a copy of the License at

<http://www.mozilla.org/MPL/>

Software distributed under the License is distributed on an "AS IS" basis,

WITHOUT WARRANTY OF ANY KIND, either express or implied. See the License

for the specific language governing rights and limitations under the

The Original Code is mozilla.org code.

The Initial Developer of the Original Code is Netscape Communications Corporation.

Portions created by the Initial Developer are Copyright (C) 1998

the Initial Developer. All Rights Reserved.

Contributor(s):

Alternatively, the contents of this file may be used under the terms of

either the GNU General Public License Version 2 or later (the "GPL"), or

the GNU Lesser General Public License Version 2.1 or later (the "LGPL"),

in which case the provisions of the GPL or the LGPL are applicable instead

of those above. If you wish to allow use of your version of this file only

under the terms of either the GPL or the LGPL, and not to allow others to

use your version of this file under the terms of the MPL, indicate your

decision by deleting the provisions above and replace them with the notice

and other provisions required by the GPL or the LGPL. If you do not delete

the provisions above, a recipient may use your version of this file under

the terms of any one of the MPL, the GPL or the LGPL.

OpenMAX DL

URL:

<https://silver.arm.com/download/Software/Graphics/OX000-BU-00010-r1p0-00bet0/OX000-BU-00010-r1p0-00bet0.tgz>

Use of this source code is governed by a BSD-style license that can be

found in the LICENSE file in the root of the source tree. All

contributing project authors may be found in the AUTHORS file in the root of the source tree.

The files were originally licensed by ARM Limited.

The following files:

* dl/api/omxtypes.h

* dl/sp/api/omxSP.h

are licensed by Khronos:

Copyright © 2005–2008 The Khronos Group Inc. All Rights Reserved.

These materials are protected by copyright laws and contain material

proprietary to the Khronos Group, Inc. You may use these materials

for implementing Khronos specifications, without altering or removing

any trademark, copyright or other notice from the specification.

Khronos Group makes no, and expressly disclaims any, representations

or warranties, express or implied, regarding these materials, including,

without limitation, any implied warranties of merchantability or fitness

for a particular purpose or non-infringement of any intellectual property.

Khronos Group makes no, and expressly disclaims any, warranties, express

or implied, regarding the correctness, accuracy, completeness, timeliness,

and reliability of these materials.

Under no circumstances will the Khronos Group, or any of its Promoters,

Contributors or Members or their respective partners, officers, directors, employees, agents or representatives be liable for any damages, whether direct, indirect, special or consequential damages for lost revenues, lost profits, or otherwise, arising from or in connection with these

Khronos and OpenMAX are trademarks of the Khronos Group Inc.

opus

URL: <http://git.xiph.org/?p=opus.git>

Copyright 2001–2011 Xiph.Org, Skype Limited, Octasic,

Jean-Marc Valin, Timothy B. Terriberry,

CSIRO, Gregory Maxwell, Mark Borgerding,

Erik de Castro Lopo

Redistribution and use in source and binary forms, with or without

modification, are permitted provided that the following conditions

are met:

- Redistributions of source code must retain the above copyright

notice, this list of conditions and the following disclaimer.

- Redistributions in binary form must reproduce the above copyright

notice, this list of conditions and the following disclaimer in the

documentation and/or other materials provided with the distribution.

- Neither the name of Internet Society, IETF or IETF Trust, nor the

names of specific contributors, may be used to endorse or promote

products derived from this software without specific prior written

THIS SOFTWARE IS PROVIDED BY THE COPYRIGHT

HOLDERS AND CONTRIBUTORS

“AS IS” AND ANY EXPRESS OR IMPLIED WARRANTIES, INCLUDING, BUT NOT

LIMITED TO, THE IMPLIED WARRANTIES OF MERCHANTABILITY AND FITNESS FOR

A PARTICULAR PURPOSE ARE DISCLAIMED. IN NO EVENT SHALL THE COPYRIGHT OWNER

OR CONTRIBUTORS BE LIABLE FOR ANY DIRECT, INDIRECT, INCIDENTAL, SPECIAL,

EXEMPLARY, OR CONSEQUENTIAL DAMAGES (INCLUDING, BUT NOT LIMITED TO,

PROCUREMENT OF SUBSTITUTE GOODS OR SERVICES; LOSS OF USE, DATA, OR

PROFITS; OR BUSINESS INTERRUPTION) HOWEVER CAUSED AND ON ANY THEORY OF

LIABILITY, WHETHER IN CONTRACT, STRICT LIABILITY, OR TORT (INCLUDING

NEGLIGENCE OR OTHERWISE) ARISING IN ANY WAY OUT OF THE USE OF THIS

SOFTWARE, EVEN IF ADVISED OF THE POSSIBILITY OF SUCH DAMAGE.

Opus is subject to the royalty-free patent licenses which are

specified at:

<https://datatracker.ietf.org/ipr/1524/>

Microsoft Corporation:

<https://datatracker.ietf.org/ipr/1914/>

Broadcom Corporation:

<https://datatracker.ietf.org/ipr/1526/>

OTS (OpenType Sanitizer)

URL: <https://github.com/khaledhosny/ots.git>

PLY (Python Lex-Yacc)

URL: <http://www.dabeaz.com/ply/ply-3.4.tar.gz>

PLY (Python Lex-Yacc)
Version 3.4

Protocol Buffers

URL: <http://protobuf.googlecode.com/svn/trunk>

Code generated by the Protocol Buffer compiler is

owned by the owner
of the input file used when generating it. This code is not
standalone and requires a support library to be linked with it. This
support library is itself covered by the above license.

Quick Color Management System

URL: <https://github.com/jrmuizel/qcms/tree/v4>

qcms

Copyright (C) 2009 Mozilla Corporation

Copyright (C) 1998-2007 Marti Maria

Permission is hereby granted, free of charge, to any person obtaining

a copy of this software and associated documentation files (the "Software"),

to deal in the Software without restriction, including without limitation

the rights to use, copy, modify, merge, publish, distribute, sublicense,

and/or sell copies of the Software, and to permit persons to whom the Software

is furnished to do so, subject to the following conditions:

The above copyright notice and this permission notice shall be included in

all copies or substantial portions of the Software.

THE SOFTWARE IS PROVIDED "AS IS", WITHOUT WARRANTY OF ANY KIND,

EXPRESS OR IMPLIED, INCLUDING BUT NOT LIMITED TO

THE WARRANTIES OF MERCHANTABILITY, FITNESS FOR A PARTICULAR PURPOSE AND

LIABLE FOR ANY CLAIM, DAMAGES OR OTHER LIABILITY, WHETHER IN AN ACTION

OF CONTRACT, TORT OR OTHERWISE, ARISING FROM, OUT OF OR IN CONNECTION

WITH THE SOFTWARE OR THE USE OR OTHER DEALINGS IN THE SOFTWARE.

re2 - an efficient, principled regular expression library

URL: <https://github.com/google/re2>

sfntly

URL: <https://github.com/googlei18n/sfntly>

Skia

URL: <https://skia.org/>

Some files under resources are under the following license:

Unlimited Commercial Use

We try to make it clear that you may use all clipart from Openclipart even for unlimited commercial use. We believe that giving away our images is a great way to share with the world our talents and that will come back around in a better form.

May I Use Openclipart for?

We put together a small chart of as many possibilities and questions we have heard from people asking how they may use Openclipart. If you have an additional question, please email love@openclipart.org.

All Clipart are Released into the Public Domain.

Each artist at Openclipart releases all rights to the images they share at Openclipart. The reason is so that there is no friction in using and sharing images authors make available at this website so that each artist might also receive the same benefit in using other artists clipart totally for any possible reason.

SMHasher

URL: <http://code.google.com/p/smhasher/>

Snappy: A fast compressor/decompressor

URL: <http://google.github.io/snappy/>

sqlite

URL: <http://sqlite.org/>

The author disclaims copyright to this source code. In place of a legal notice, here is a blessing:

May you do good and not evil.

May you find forgiveness for yourself and forgive others.

May you share freely, never taking more than you give.

tcmalloc

URL: <http://gperftools.googlecode.com/>

The USB ID Repository

URL: <http://www.linux-usb.org/usb-ids.html>

Copyright (c) 2012, Linux USB Project

All rights reserved.

Redistribution and use in source and binary forms, with or without modification, are permitted provided that the following conditions are met:

o Redistributions of source code must retain the above copyright notice,

 this list of conditions and the following disclaimer.

o Redistributions in binary form must reproduce the above copyright

 notice, this list of conditions and the following disclaimer in the

 documentation and/or other materials provided with the distribution.

o Neither the name of the Linux USB Project nor the names of its

 contributors may be used to endorse or promote products derived from

 this software without specific prior written permission.

THIS SOFTWARE IS PROVIDED BY THE COPYRIGHT HOLDERS AND CONTRIBUTORS "AS IS" AND ANY EXPRESS OR IMPLIED WARRANTIES, INCLUDING, BUT NOT LIMITED TO, THE IMPLIED WARRANTIES OF MERCHANTABILITY AND FITNESS FOR A PARTICULAR PURPOSE ARE DISCLAIMED. IN NO EVENT SHALL THE COPYRIGHT HOLDER OR CONTRIBUTORS BE LIABLE FOR ANY DIRECT, INDIRECT, INCIDENTAL, SPECIAL, EXEMPLARY, OR CONSEQUENTIAL DAMAGES (INCLUDING, BUT NOT LIMITED TO, PROCUREMENT OF SUBSTITUTE

GOODS OR SERVICES; LOSS OF USE, DATA, OR PROFITS; OR BUSINESS INTERRUPTION) HOWEVER CAUSED AND ON ANY THEORY OF LIABILITY, WHETHER IN CONTRACT, STRICT LIABILITY, OR TORT (INCLUDING NEGLIGENCE OR OTHERWISE) ARISING IN ANY WAY OUT OF THE USE OF THIS SOFTWARE, EVEN IF ADVISED OF THE POSSIBILITY OF SUCH DAMAGE.

usrstcp

URL: <http://github.com/sctplab/usrstcp>

(Copied from the COPYRIGHT file of

<https://code.google.com/p/sctp-refimpl/source/browse/trunk/COPYRIGHT>)

Copyright (c) 2001, 2002 Cisco Systems, Inc.

Copyright (c) 2002-12 Randall R. Stewart

Copyright (c) 2002-12 Michael Tuexen

All rights reserved.

Redistribution and use in source and binary forms, with or without

modification, are permitted provided that the following conditions

are met:

 notice, this list of conditions and the following disclaimer.

 notice, this list of conditions and the following disclaimer in the

 documentation and/or other materials provided with the distribution.

THIS SOFTWARE IS PROVIDED BY THE AUTHOR AND CONTRIBUTORS "AS IS" AND

ANY EXPRESS OR IMPLIED WARRANTIES, INCLUDING, BUT NOT LIMITED TO, THE

IMPLIED WARRANTIES OF MERCHANTABILITY AND FITNESS FOR A PARTICULAR PURPOSE

ARE DISCLAIMED. IN NO EVENT SHALL THE AUTHOR OR CONTRIBUTORS BE LIABLE

FOR ANY DIRECT, INDIRECT, INCIDENTAL, SPECIAL, EXEMPLARY, OR CONSEQUENTIAL

DAMAGES (INCLUDING, BUT NOT LIMITED TO, PROCUREMENT OF SUBSTITUTE GOODS

OR SERVICES; LOSS OF USE, DATA, OR PROFITS; OR BUSINESS INTERRUPTION)

HOWEVER CAUSED AND ON ANY THEORY OF LIABILITY, WHETHER IN CONTRACT, STRICT

LIABILITY, OR TORT (INCLUDING NEGLIGENCE OR OTHERWISE) ARISING IN ANY WAY

OUT OF THE USE OF THIS SOFTWARE, EVEN IF ADVISED OF THE POSSIBILITY OF

SUCH DAMAGE.

wayland

URL: <http://wayland.freedesktop.org/>

Copyright © 2008–2012 Kristian Høgsberg

Copyright © 2010–2012 Intel Corporation

Copyright © 2011 Benjamin Franzke

Copyright © 2012 Collabora, Ltd.

Permission is hereby granted, free of charge, to any person obtaining a

copy of this software and associated documentation files (the "Software"),

to deal in the Software without restriction, including without limitation

the rights to use, copy, modify, merge, publish, distribute, sublicense,

and/or sell copies of the Software, and to permit persons to whom the

Software is furnished to do so, subject to the following conditions:

The above copyright notice and this permission notice (including the next

paragraph) shall be included in all copies or substantial portions of the

THE SOFTWARE IS PROVIDED "AS IS", WITHOUT WARRANTY OF ANY KIND, EXPRESS OR

IMPLIED, INCLUDING BUT NOT LIMITED TO THE WARRANTIES OF MERCHANTABILITY,

FITNESS FOR A PARTICULAR PURPOSE AND NONINFRINGEMENT. IN NO EVENT SHALL

THE AUTHORS OR COPYRIGHT HOLDERS BE LIABLE FOR ANY CLAIM, DAMAGES OR OTHER

LIABILITY, WHETHER IN AN ACTION OF CONTRACT, TORT OR OTHERWISE, ARISING

FROM, OUT OF OR IN CONNECTION WITH THE

SOFTWARE OR THE USE OR OTHER DEALINGS IN THE SOFTWARE.

The above is the version of the MIT "Expat" License used by X.org:

<http://cgit.freedesktop.org/xorg/xserver/tree/COPYING>

wayland-protocols

URL: <http://wayland.freedesktop.org/>

Copyright © 2008–2013 Kristian Høgsberg

Copyright © 2010–2013 Intel Corporation

Copyright © 2013 Rafael Antognolli

Copyright © 2013 Jasper St. Pierre

Copyright © 2014 Jonas Ådahl

Copyright © 2014 Jason Ekstrand

Copyright © 2014–2015 Collabora, Ltd.

Copyright © 2015 Red Hat Inc.

Permission is hereby granted, free of charge, to any person obtaining a

copy of this software and associated documentation files (the "Software"),

to deal in the Software without restriction, including without limitation

the rights to use, copy, modify, merge, publish, distribute, sublicense,

and/or sell copies of the Software, and to permit persons to whom the

Software is furnished to do so, subject to the following conditions:

The above copyright notice and this permission notice (including the next

paragraph) shall be included in all copies or substantial portions of the

THE SOFTWARE IS PROVIDED "AS IS", WITHOUT WARRANTY OF ANY KIND, EXPRESS OR

IMPLIED, INCLUDING BUT NOT LIMITED TO THE

WARRANTIES OF MERCHANTABILITY,
FITNESS FOR A PARTICULAR PURPOSE AND
NONINFRINGEMENT. IN NO EVENT SHALL
THE AUTHORS OR COPYRIGHT HOLDERS BE LIABLE
FOR ANY CLAIM, DAMAGES OR OTHER
LIABILITY, WHETHER IN AN ACTION OF CONTRACT,
TORT OR OTHERWISE, ARISING
FROM, OUT OF OR IN CONNECTION WITH THE
SOFTWARE OR THE USE OR OTHER
DEALINGS IN THE SOFTWARE.

The above is the version of the MIT "Expat" License
used by X.org:

<http://cgit.freedesktop.org/xorg/xserver/tree/COPYING>

Web Animations JS

URL: <https://github.com/web-animations/web-animations-js>

WebRTC

URL: <http://www.webrtc.org>

Copyright (c) 2011, The WebRTC project authors. All
rights reserved.

Redistribution and use in source and binary forms,
with or without

modification, are permitted provided that the
following conditions are

met:

* Redistributions of source code must retain the
above copyright

notice, this list of conditions and the following
disclaimer.

* Redistributions in binary form must reproduce the
above copyright

notice, this list of conditions and the following
disclaimer in

the documentation and/or other materials

provided with the
distribution.

* Neither the name of Google nor the names of its
contributors may

be used to endorse or promote products derived
from this software

without specific prior written permission.

THIS SOFTWARE IS PROVIDED BY THE COPYRIGHT
HOLDERS AND CONTRIBUTORS

"AS IS" AND ANY EXPRESS OR IMPLIED
WARRANTIES, INCLUDING, BUT NOT

LIMITED TO, THE IMPLIED WARRANTIES OF
MERCHANTABILITY AND FITNESS FOR

A PARTICULAR PURPOSE ARE DISCLAIMED. IN NO
EVENT SHALL THE COPYRIGHT

HOLDER OR CONTRIBUTORS BE LIABLE FOR ANY
DIRECT, INDIRECT, INCIDENTAL,

SPECIAL, EXEMPLARY, OR CONSEQUENTIAL
DAMAGES (INCLUDING, BUT NOT

LIMITED TO, PROCUREMENT OF SUBSTITUTE
GOODS OR SERVICES; LOSS OF USE,

DATA, OR PROFITS; OR BUSINESS INTERRUPTION)
HOWEVER CAUSED AND ON ANY

THEORY OF LIABILITY, WHETHER IN CONTRACT,
STRICT LIABILITY, OR TORT

(INCLUDING NEGLIGENCE OR OTHERWISE) ARISING
IN ANY WAY OUT OF THE USE

OF THIS SOFTWARE, EVEN IF ADVISED OF THE
POSSIBILITY OF SUCH DAMAGE.

x86inc

URL:

<http://git.videolan.org/?p=x264.git;a=blob:f=common/x86/x86inc.asm>

```
.*****  
,  
*****
```

```
;* x86inc.asm  
,
```

```
.*****  
,  
*****
```

```
;* Copyright (C) 2005-2011 x264 project  
,
```

```
.*  
,
```

```
;* Authors: Loren Merritt <lorenm@u.washington.edu>  
,
```

```
.* Anton Mitrofanov  
,
```

```
<BugMaster@narod.ru>
```

```

;*      Jason Garrett-Glaser
;<darkshikari@gmail.com>
;*
;* Permission to use, copy, modify, and/or distribute
this software for any
;* purpose with or without fee is hereby granted,
provided that the above
;* copyright notice and this permission notice appear
in all copies.
;*
;* THE SOFTWARE IS PROVIDED "AS IS" AND THE
AUTHOR DISCLAIMS ALL WARRANTIES
;* WITH REGARD TO THIS SOFTWARE INCLUDING
ALL IMPLIED WARRANTIES OF
;* MERCHANTABILITY AND FITNESS. IN NO EVENT
SHALL THE AUTHOR BE LIABLE FOR
;* ANY SPECIAL, DIRECT, INDIRECT, OR
CONSEQUENTIAL DAMAGES OR ANY DAMAGES
;* WHATSOEVER RESULTING FROM LOSS OF USE,
DATA OR PROFITS, WHETHER IN AN
;* ACTION OF CONTRACT, NEGLIGENCE OR OTHER
TORTIOUS ACTION, ARISING OUT OF
;* OR IN CONNECTION WITH THE USE OR
PERFORMANCE OF THIS SOFTWARE.
*****
*****

```

```

; This is a header file for the x264ASM assembly
language, which uses
; NASM/YASM syntax combined with a large number
of macros to provide easy
; abstraction between different calling conventions
(x86_32, win64, linux64).
; It also has various other useful features to simplify
writing the kind of
; DSP functions that are most often used in x264.

; Unlike the rest of x264, this file is available under an
ISC license, as it
; has significant usefulness outside of x264 and we
want it to be available
; to the largest audience possible. Of course, if you
modify it for your own
; purposes to add a new feature, we strongly
encourage contributing a patch
; as this feature might be useful for others as well.
Send patches or ideas
; to x264-devel@videolan.org .

```

```

zlib
URL: http://zlib.net/

```

```

/* zlib.h -- interface of the 'zlib' general purpose
compression library
version 1.2.4, March 14th, 2010

```

Copyright (C) 1995-2010 Jean-loup Gailly and Mark Adler

This software is provided 'as-is', without any express or implied warranty. In no event will the authors be held liable for any damages arising from the use of this software.

Permission is granted to anyone to use this software for any purpose, including commercial applications, and to alter it and redistribute it freely, subject to the following restrictions:

1. The origin of this software must not be misrepresented; you must not claim that you wrote the original software. If you use this software in a product, an acknowledgment in the product documentation would be appreciated but is not required.
2. Altered source versions must be plainly marked as such, and must not be misrepresented as being the original software.
3. This notice may not be removed or altered from any source distribution.

Jean-loup Gailly
Mark Adler

```
*/
```

```

url_parse
URL: http://mxr.mozilla.org/comm-central/source/mozilla/network/base/src/nsURLParsers.cpp

```

Copyright 2007, Google Inc.

All rights reserved.

Redistribution and use in source and binary forms,
with or without

modification, are permitted provided that the
following conditions are

met:

* Redistributions of source code must retain the
above copyright

notice, this list of conditions and the following
disclaimer.

* Redistributions in binary form must reproduce
the above

copyright notice, this list of conditions and the
following disclaimer

in the documentation and/or other materials provided
with the

* Neither the name of Google Inc. nor the names
of its

contributors may be used to endorse or promote
products derived from

this software without specific prior written permission.

THIS SOFTWARE IS PROVIDED BY THE COPYRIGHT
HOLDERS AND CONTRIBUTORS

"AS IS" AND ANY EXPRESS OR IMPLIED
WARRANTIES, INCLUDING, BUT NOT

LIMITED TO, THE IMPLIED WARRANTIES OF
MERCHANTABILITY AND FITNESS FOR

A PARTICULAR PURPOSE ARE DISCLAIMED. IN NO
EVENT SHALL THE COPYRIGHT

OWNER OR CONTRIBUTORS BE LIABLE FOR ANY
DIRECT, INDIRECT, INCIDENTAL,

SPECIAL, EXEMPLARY, OR CONSEQUENTIAL
DAMAGES (INCLUDING, BUT NOT

LIMITED TO, PROCUREMENT OF SUBSTITUTE
GOODS OR SERVICES; LOSS OF USE,

DATA, OR PROFITS; OR BUSINESS INTERRUPTION)
HOWEVER CAUSED AND ON ANY

THEORY OF LIABILITY, WHETHER IN CONTRACT,
STRICT LIABILITY, OR TORT

(INCLUDING NEGLIGENCE OR OTHERWISE) ARISING
IN ANY WAY OUT OF THE USE

OF THIS SOFTWARE, EVEN IF ADVISED OF THE
POSSIBILITY OF SUCH DAMAGE.

The file url_parse.cc is based on nsURLParsers.cc
from Mozilla. This file is

licensed separately as follows:

The contents of this file are subject to the Mozilla
Public License Version

the License. You may obtain a copy of the License at
<http://www.mozilla.org/MPL/>

Software distributed under the License is distributed
on an "AS IS" basis,

WITHOUT WARRANTY OF ANY KIND, either express
or implied. See the License

for the specific language governing rights and
limitations under the

The Original Code is mozilla.org code.

The Initial Developer of the Original Code is
Netscape Communications Corporation.

Portions created by the Initial Developer are
Copyright (C) 1998

the Initial Developer. All Rights Reserved.

Contributor(s):

Darin Fisher (original author)

Alternatively, the contents of this file may be used
under the terms of

either the GNU General Public License Version 2 or
later (the "GPL"), or

the GNU Lesser General Public License Version 2.1 or
later (the "LGPL"),

in which case the provisions of the GPL or the LGPL
are applicable instead

of those above. If you wish to allow use of your
version of this file only

under the terms of either the GPL or the LGPL, and
not to allow others to

use your version of this file under the terms of the
MPL, indicate your

decision by deleting the provisions above and replace

them with the notice and other provisions required by the GPL or the LGPL. If you do not delete the provisions above, a recipient may use your version of this file under the terms of any one of the MPL, the GPL or the LGPL.

V8 JavaScript Engine

URL: <http://code.google.com/p/v8>

This license applies to all parts of V8 that are not externally

maintained libraries. The externally maintained libraries used by V8

are:

- PCRE test suite, located in

test/mjsunit/third_party/regexp-pcre/regexp-pcre.js. This is based on the

test suite from PCRE-7.3, which is copyrighted by the University

of Cambridge and Google, Inc. The copyright notice and license

are embedded in regexp-pcre.js.

- Layout tests, located in test/mjsunit/third_party/object-keys. These are

based on layout tests from webkit.org which are copyrighted by

Apple Computer, Inc. and released under a 3-clause BSD license.

- Strongtalk assembler, the basis of the files assembler-arm-inl.h,

assembler-arm.cc, assembler-arm.h, assembler-ia32-inl.h,

assembler-ia32.cc, assembler-ia32.h, assembler-x64-inl.h,

assembler-x64.cc, assembler-x64.h, assembler-mips-inl.h,

assembler-mips.cc, assembler-mips.h, assembler.cc and assembler.h.

This code is copyrighted by Sun Microsystems Inc. and released

under a 3-clause BSD license.

- Valgrind client API header, located at third_party/valgrind/valgrind.h

This is release under the BSD license.

These libraries have their own licenses; we recommend you read them,

as their terms may differ from the terms below.

Further license information can be found in LICENSE files located in

sub-directories.

Copyright 2014, the V8 project authors. All rights reserved.

Redistribution and use in source and binary forms, with or without

modification, are permitted provided that the following conditions are

met:

- * Redistributions of source code must retain the above copyright

notice, this list of conditions and the following disclaimer.

- * Redistributions in binary form must reproduce the above

copyright notice, this list of conditions and the following

disclaimer in the documentation and/or other materials provided

with the distribution.

- * Neither the name of Google Inc. nor the names of its

contributors may be used to endorse or promote products derived

from this software without specific prior written permission.

THIS SOFTWARE IS PROVIDED BY THE COPYRIGHT HOLDERS AND CONTRIBUTORS

"AS IS" AND ANY EXPRESS OR IMPLIED WARRANTIES, INCLUDING, BUT NOT

LIMITED TO, THE IMPLIED WARRANTIES OF MERCHANTABILITY AND FITNESS FOR

A PARTICULAR PURPOSE ARE DISCLAIMED. IN NO EVENT SHALL THE COPYRIGHT

OWNER OR CONTRIBUTORS BE LIABLE FOR ANY

DIRECT, INDIRECT, INCIDENTAL,
SPECIAL, EXEMPLARY, OR CONSEQUENTIAL
DAMAGES (INCLUDING, BUT NOT
LIMITED TO, PROCUREMENT OF SUBSTITUTE
GOODS OR SERVICES; LOSS OF USE,
DATA, OR PROFITS; OR BUSINESS INTERRUPTION)
HOWEVER CAUSED AND ON ANY
THEORY OF LIABILITY, WHETHER IN CONTRACT,
STRICT LIABILITY, OR TORT
(INCLUDING NEGLIGENCE OR OTHERWISE) ARISING
IN ANY WAY OUT OF THE USE
OF THIS SOFTWARE, EVEN IF ADVISED OF THE
POSSIBILITY OF SUCH DAMAGE.

fdlibm

URL: <http://www.netlib.org/fdlibm/>

Copyright (C) 1993-2004 by Sun Microsystems, Inc.
All rights reserved.

Developed at SunSoft, a Sun Microsystems, Inc.
business.

Permission to use, copy, modify, and distribute this
software is freely granted, provided that this notice
is preserved.

Strongtalk

URL: <http://www.strongtalk.org/>

Copyright (c) 1994-2006 Sun Microsystems Inc.
All Rights Reserved.

Redistribution and use in source and binary forms,
with or without

modification, are permitted provided that the
following conditions are

met:

- Redistributions of source code must retain the
above copyright notice,
this list of conditions and the following disclaimer.

- Redistribution in binary form must reproduce the
above copyright
notice, this list of conditions and the following

disclaimer in the

documentation and/or other materials provided with
the distribution.

- Neither the name of Sun Microsystems or the names
of contributors may

be used to endorse or promote products derived from
this software without

specific prior written permission.

THIS SOFTWARE IS PROVIDED BY THE COPYRIGHT
HOLDERS AND CONTRIBUTORS "AS

IS" AND ANY EXPRESS OR IMPLIED WARRANTIES,
INCLUDING, BUT NOT LIMITED TO,

THE IMPLIED WARRANTIES OF MERCHANTABILITY
AND FITNESS FOR A PARTICULAR

PURPOSE ARE DISCLAIMED. IN NO EVENT SHALL
THE COPYRIGHT OWNER OR

CONTRIBUTORS BE LIABLE FOR ANY DIRECT,
INDIRECT, INCIDENTAL, SPECIAL,

EXEMPLARY, OR CONSEQUENTIAL DAMAGES
(INCLUDING, BUT NOT LIMITED TO,

PROCUREMENT OF SUBSTITUTE GOODS OR
SERVICES; LOSS OF USE, DATA, OR

PROFITS; OR BUSINESS INTERRUPTION) HOWEVER
CAUSED AND ON ANY THEORY OF

LIABILITY, WHETHER IN CONTRACT, STRICT
LIABILITY, OR TORT (INCLUDING

NEGLIGENCE OR OTHERWISE) ARISING IN ANY WAY
OUT OF THE USE OF THIS

SOFTWARE, EVEN IF ADVISED OF THE POSSIBILITY
OF SUCH DAMAGE.

Extra bundled binaries

name License

libcap

URL: <https://sites.google.com/site/fullycapable/>

Unless otherwise *explicitly* stated, the following text
describes the

licensed conditions under which the contents of this
libcap release

may be used and distributed:

Redistribution and use in source and binary forms of libcap, with or without modification, are permitted provided that the following conditions are met:

notice, and this entire permission notice in its entirety, including the disclaimer of warranties.

copyright notices, this list of conditions, and the following

disclaimer in the documentation and/or other materials provided with the distribution.

products derived from this software without their specific prior written permission.

ALTERNATIVELY, this product may be distributed under the terms of the

GNU General Public License (v2.0 - see below), in which case the

provisions of the GNU GPL are required INSTEAD OF the above restrictions.

(This clause is necessary due to a potential conflict between the GNU GPL and the restrictions contained in a BSD-style

THIS SOFTWARE IS PROVIDED "AS IS" AND ANY EXPRESS OR IMPLIED

WARRANTIES, INCLUDING, BUT NOT LIMITED TO, THE IMPLIED WARRANTIES OF

MERCHANTABILITY AND FITNESS FOR A PARTICULAR PURPOSE ARE DISCLAIMED.

IN NO EVENT SHALL THE AUTHOR(S) BE LIABLE FOR ANY DIRECT, INDIRECT,

INCIDENTAL, SPECIAL, EXEMPLARY, OR CONSEQUENTIAL DAMAGES (INCLUDING,

BUT NOT LIMITED TO, PROCUREMENT OF SUBSTITUTE GOODS OR SERVICES; LOSS

OF USE, DATA, OR PROFITS; OR BUSINESS INTERRUPTION) HOWEVER CAUSED AND

ON ANY THEORY OF LIABILITY, WHETHER IN CONTRACT, STRICT LIABILITY, OR

TORT (INCLUDING NEGLIGENCE OR OTHERWISE)

ARISING IN ANY WAY OUT OF THE USE OF THIS SOFTWARE, EVEN IF ADVISED OF THE POSSIBILITY OF SUCH DAMAGE.

libnsspem

URL: <https://git.fedorahosted.org/cgi/nss-pem.git>

```
/* ***** BEGIN LICENSE BLOCK *****
 * Version: MPL 1.1/GPL 2.0/LGPL 2.1
 *
 * The contents of this file are subject to the Mozilla
 * Public License Version
 * 1.1 (the "License"); you may not use this file except
 * in compliance with
 * the License. You may obtain a copy of the License
 * at
 * http://www.mozilla.org/MPL/
 *
 * Software distributed under the License is
 * distributed on an "AS IS" basis,
 * WITHOUT WARRANTY OF ANY KIND, either
 * express or implied. See the License
 * for the specific language governing rights and
 * limitations under the
 * License.
 *
 * The Original Code is the Netscape security libraries.
 *
 * The Initial Developer of the Original Code is
 * Netscape Communications Corporation.
 * Portions created by the Initial Developer are
 * Copyright (C) 1994-2000
 * the Initial Developer. All Rights Reserved.
 *
 * Contributor(s):
 *   Rob Crittenden (rcritten@redhat.com)
 *
 * Alternatively, the contents of this file may be used
 * under the terms of
 * either the GNU General Public License Version 2 or
 * later (the "GPL"), or
 * the GNU Lesser General Public License Version 2.1
 * or later (the "LGPL"),
```

- * in which case the provisions of the GPL or the LGPL are applicable instead
- * of those above. If you wish to allow use of your version of this file only
- * under the terms of either the GPL or the LGPL, and not to allow others to
- * use your version of this file under the terms of the MPL, indicate your
- * decision by deleting the provisions above and replace them with the notice
- * and other provisions required by the GPL or the LGPL. If you do not delete
- * the provisions above, a recipient may use your version of this file under
- * the terms of any one of the MPL, the GPL or the LGPL.

* ***** END LICENSE BLOCK ***** */

Return to Documentation index.

© Opera TV AS 2015. Confidential information of Opera TV.

BSD LICENSE

Redistribution and use in source and binary forms, with or without modification, are permitted provided that the following conditions are met:

THIS SOFTWARE IS PROVIDED BY THE REGENTS AND CONTRIBUTORS "AS IS" AND ANY EXPRESS OR IMPLIED WARRANTIES, INCLUDING, BUT NOT LIMITED TO, THE IMPLIED WARRANTIES OF MERCHANTABILITY AND FITNESS FOR A PARTICULAR PURPOSE ARE DISCLAIMED. IN NO EVENT SHALL THE REGENTS OR CONTRIBUTORS BE LIABLE FOR ANY DIRECT, INDIRECT, INCIDENTAL, SPECIAL, EXEMPLARY, OR CONSEQUENTIAL DAMAGES (INCLUDING, BUT NOT LIMITED TO, PROCUREMENT OF SUBSTITUTE GOODS OR SERVICES; LOSS OF USE, DATA, OR PROFITS; OR BUSINESS INTERRUPTION) HOWEVER CAUSED AND ON ANY THEORY OF LIABILITY, WHETHER IN CONTRACT, STRICT LIABILITY, OR TORT (INCLUDING NEGLIGENCE OR OTHERWISE) ARISING IN ANY WAY OUT OF THE USE OF THIS SOFTWARE, EVEN IF ADVISED OF THE POSSIBILITY OF SUCH DAMAGE.

MIT LICENSE

Permission is hereby granted, free of charge, to any person obtaining

a copy of this software and associated documentation files (the "Software"), to deal in the Software without restriction, including without limitation the rights to use, copy, modify, merge, publish, distribute, sublicense, and/or sell copies of the Software, and to permit persons to whom the Software is furnished to do so, subject to the following conditions:

The above copyright notice and this permission notice shall be included in all copies or substantial portions of the Software.

THE SOFTWARE IS PROVIDED "AS IS", WITHOUT WARRANTY OF ANY KIND, EXPRESS OR IMPLIED, INCLUDING BUT NOT LIMITED TO THE WARRANTIES OF MERCHANTABILITY, FITNESS FOR A PARTICULAR PURPOSE AND NONINFRINGEMENT. IN NO EVENT SHALL THE AUTHORS OR COPYRIGHT HOLDERS BE LIABLE FOR ANY CLAIM, DAMAGES OR OTHER LIABILITY, WHETHER IN AN ACTION OF CONTRACT, TORT OR OTHERWISE, ARISING FROM, OUT OF OR IN CONNECTION WITH THE SOFTWARE OR THE USE OR OTHER DEALINGS IN THE SOFTWARE.

This copy of the libpng notices is provided for your convenience. In case of any discrepancy between this copy and the notices in the file png.h that is included in the libpng distribution, the latter shall prevail.

COPYRIGHT NOTICE, DISCLAIMER, and LICENSE:

If you modify libpng you may insert additional notices immediately following this sentence.

This code is released under the libpng license.

libpng versions 1.2.6, August 15, 2004, through 1.4.1, February 25, 2010, are

Copyright (c) 2004, 2006-2007 Glenn Randers-Pehrson, and are

distributed according to the same disclaimer and license as libpng-1.2.5

with the following individual added to the list of Contributing Authors

Cosmin Truta

libpng versions 1.0.7, July 1, 2000, through 1.2.5 - October 3, 2002, are

Copyright (c) 2000-2002 Glenn Randers-Pehrson, and are

distributed according to the same disclaimer and license as libpng-1.0.6

with the following individuals added to the list of Contributing Authors

Simon-Pierre Cadieux

Eric S. Raymond

Gilles Vollant

and with the following additions to the disclaimer:

There is no warranty against interference with your enjoyment of the

library or against infringement. There is no warranty that our

efforts or the library will fulfill any of your particular purposes

or needs. This library is provided with all faults, and the entire

risk of satisfactory quality, performance, accuracy, and effort is with

the user.

libpng versions 0.97, January 1998, through 1.0.6, March 20, 2000, are

Copyright (c) 1998, 1999 Glenn Randers-Pehrson, and are

distributed according to the same disclaimer and license as libpng-0.96,

with the following individuals added to the list of Contributing Authors:

Tom Lane

Glenn Randers-Pehrson

Willem van Schaik

libpng versions 0.89, June 1996, through 0.96, May 1997, are

Copyright (c) 1996, 1997 Andreas Dilger

Distributed according to the same disclaimer and license as libpng-0.88,

with the following individuals added to the list of Contributing Authors:

John Bowler

Kevin Bracey

Sam Bushell

Magnus Holmgren

Greg Roelofs

Tom Tanner

libpng versions 0.5, May 1995, through 0.88, January 1996, are

Copyright (c) 1995, 1996 Guy Eric Schalnat, Group 42, Inc.

For the purposes of this copyright and license, "Contributing Authors"

is defined as the following set of individuals:

Andreas Dilger

Dave Martindale

Guy Eric Schalnat

Paul Schmidt

Tim Wegner

The PNG Reference Library is supplied "AS IS". The Contributing Authors

and Group 42, Inc. disclaim all warranties, expressed or implied,

including, without limitation, the warranties of merchantability and of

fitness for any purpose. The Contributing Authors and Group 42, Inc.

assume no liability for direct, indirect, incidental, special, exemplary,

or consequential damages, which may result from the use of the PNG

Reference Library, even if advised of the possibility of such damage.

Permission is hereby granted to use, copy, modify, and distribute this

source code, or portions hereof, for any purpose, without fee, subject

to the following restrictions:

be misrepresented as being the original source.

source or altered source distribution.

The Contributing Authors and Group 42, Inc. specifically permit, without

fee, and encourage the use of this source code as a component to

supporting the PNG file format in commercial products. If you use this

source code in a product, acknowledgment is not required but would be

A "png_get_copyright" function is available, for convenient use in "about"

boxes and the like:

```
printf("%s",png_get_copyright(NULL));
```

Also, the PNG logo (in PNG format, of course) is supplied in the

files "pngbar.png.jpg" and "pngbar.jpg (88x31) and "pngnow.png.jpg" (98x31).

Libpng is OSI Certified Open Source Software. OSI Certified Open Source is a

certification mark of the Open Source Initiative.

Glenn Randers-Pehrson

glennrp at users.sourceforge.net

February 25, 2010

This software is based in part on the work of the FreeType Team.

The FreeType Project
LICENSE

2006-Jan-27

Copyright 1996-2002,
2006 by

David Turner, Robert Wilhelm, and
Werner Lemberg

Introduction

=====

The FreeType Project is distributed in several archive packages;

some of them may contain, in addition to the FreeType font engine,

various tools and contributions which rely on, or relate to, the

FreeType Project.

This license applies to all files found in such packages, and

which do not fall under their own explicit license. The license

affects thus the FreeType font engine, the test programs,

documentation and makefiles, at the very least.

This license was inspired by the BSD, Artistic, and IJG

(Independent JPEG Group) licenses, which all encourage inclusion

and use of free software in commercial and freeware products

alike. As a consequence, its main points are that:

o We don't promise that this software works. However, we will be

interested in any kind of bug reports. ('as is'

distribution)

o You can use this software for whatever you want, in parts or

full form, without having to pay us. ('royalty-free' usage)

o You may not pretend that you wrote this software. If you use

it, or only parts of it, in a program, you must acknowledge

somewhere in your documentation that you have used the

FreeType code. ('credits')

We specifically permit and encourage the inclusion of this

software, with or without modifications, in commercial products.

We disclaim all warranties covering The FreeType Project and

assume no liability related to The FreeType Project.

Finally, many people asked us for a preferred form for a

credit/disclaimer to use in compliance with this license. We thus

encourage you to use the following text:

""

Portions of this software are copyright <year> The FreeType

Project (www.freetype.org). All rights reserved.

""

Please replace <year> with the value from the FreeType version you

actually use.

Legal Terms

=====

Throughout this license, the terms 'package',

'FreeType Project',

and 'FreeType archive' refer to the set of files originally

distributed by the authors (David Turner, Robert Wilhelm, and

Werner Lemberg) as the 'FreeType Project', be they named as alpha,

beta or final release.

'You' refers to the licensee, or person using the project, where

'using' is a generic term including compiling the project's source

code as well as linking it to form a 'program' or 'executable'.

This program is referred to as 'a program using the FreeType

engine'.

This license applies to all files distributed in the original

FreeType Project, including all source code, binaries and

documentation, unless otherwise stated in the file in its

original, unmodified form as distributed in the original archive.

If you are unsure whether or not a particular file is covered by

this license, you must contact us to verify this.

The FreeType Project is copyright (C) 1996-2000 by David Turner,

Robert Wilhelm, and Werner Lemberg. All rights reserved except as

specified below.

THE FREETYPE PROJECT IS PROVIDED 'AS IS' WITHOUT WARRANTY OF ANY

KIND, EITHER EXPRESS OR IMPLIED, INCLUDING, BUT NOT LIMITED TO,

WARRANTIES OF MERCHANTABILITY AND FITNESS FOR A PARTICULAR

PURPOSE. IN NO EVENT WILL ANY OF THE AUTHORS OR COPYRIGHT HOLDERS

BE LIABLE FOR ANY DAMAGES CAUSED BY THE

USE OR THE INABILITY TO

USE, OF THE FREETYPE PROJECT.

This license grants a worldwide, royalty-free, perpetual and irrevocable right and license to use, execute, perform, compile, display, copy, create derivative works of, distribute and sublicense the FreeType Project (in both source and object code forms) and derivative works thereof for any purpose; and to authorize others to exercise some or all of the rights granted herein, subject to the following conditions:

- o Redistribution of source code must retain this license file ('FTL.TXT') unaltered; any additions, deletions or changes to the original files must be clearly indicated in accompanying documentation. The copyright notices of the unaltered, original files must be preserved in all copies of source files.

- o Redistribution in binary form must provide a disclaimer that states that the software is based in part of the work of the FreeType Team, in the distribution documentation. We also encourage you to put an URL to the FreeType web page in your documentation, though this isn't mandatory.

These conditions apply to any software derived from or based on the FreeType Project, not just the unmodified files. If you use our work, you must acknowledge us. However, no fee need be paid to us.

Neither the FreeType authors and contributors nor you shall use the name of the other for commercial, advertising, or promotional purposes without specific prior written permission.

We suggest, but do not require, that you use one or more of the following phrases to refer to this software in your documentation

or advertising materials: 'FreeType Project', 'FreeType Engine', 'FreeType library', or 'FreeType Distribution'.

As you have not signed this license, you are not required to

accept it. However, as the FreeType Project is copyrighted

material, only this license, or another one contracted with the

authors, grants you the right to use, distribute, and modify it.

Therefore, by using, distributing, or modifying the FreeType

Project, you indicate that you understand and accept all the terms

of this license.

There are two mailing lists related to FreeType:

- o freetype@nongnu.org

Discusses general use and applications of FreeType, as well as

future and wanted additions to the library and distribution.

If you are looking for support, start in this list if you

haven't found anything to help you in the documentation.

- o freetype-devel@nongnu.org

Discusses bugs, as well as engine
internals, design issues,

specific licenses, porting, etc.

Our home page can be found at

<http://www.freetype.org>

--- end of FTL.TXT ---

MOZILLA PUBLIC
LICENSE

Version 1.1

1.0.1. "Commercial Use" means distribution or
otherwise making the

Covered Code available to a third party.

1.1. "Contributor" means each entity that creates
or contributes to

the creation of Modifications.

1.2. "Contributor Version" means the
combination of the Original

Code, prior Modifications used by a Contributor,
and the Modifications

made by that particular Contributor.

1.3. "Covered Code" means the Original Code or
Modifications or the

combination of the Original Code and
Modifications, in each case

including portions thereof.

1.4. "Electronic Distribution Mechanism" means
a mechanism generally

accepted in the software development
community for the electronic

transfer of data.

1.5. "Executable" means Covered Code in any
form other than Source

Code.

1.6. "Initial Developer" means the individual or
entity identified

as the Initial Developer in the Source Code
notice required by Exhibit

A.

1.7. "Larger Work" means a work which
combines Covered Code or

portions thereof with code not governed by the
terms of this License.

1.8. "License" means this document.

1.8.1. "Licensable" means having the right to
grant, to the maximum

extent possible, whether at the time of the
initial grant or

subsequently acquired, any and all of the rights
conveyed herein.

1.9. "Modifications" means any addition to or
deletion from the

substance or structure of either the Original
Code or any previous

Modifications. When Covered Code is released
as a series of files, a

Modification is:

A. Any addition to or deletion from the
contents of a file

containing Original Code or previous
Modifications.

B. Any new file that contains any part of
the Original Code or

previous Modifications.

1.10. "Original Code" means Source Code of
computer software code

which is described in the Source Code notice
required by Exhibit A as

Original Code, and which, at the time of its
release under this

License is not already Covered Code governed

by this License.

1.10.1. "Patent Claims" means any patent claim(s), now owned or

hereafter acquired, including without limitation, method, process,

and apparatus claims, in any patent Licensable by grantor.

1.11. "Source Code" means the preferred form of the Covered Code for

making modifications to it, including all modules it contains, plus

any associated interface definition files, scripts used to control

compilation and installation of an Executable, or source code

differential comparisons against either the Original Code or another

well known, available Covered Code of the Contributor's choice. The

Source Code can be in a compressed or archival form, provided the

appropriate decompression or de-archiving software is widely available

for no charge.

1.12. "You" (or "Your") means an individual or a legal entity

exercising rights under, and complying with all of the terms of, this

License or a future version of this License issued under Section 6.1.

For legal entities, "You" includes any entity which controls, is

controlled by, or is under common control with You. For purposes of

this definition, "control" means (a) the power, direct or indirect,

to cause the direction or management of such entity, whether by

contract or otherwise, or (b) ownership of more than fifty percent

(50%) of the outstanding shares or beneficial ownership of such

entity.

2.1. The Initial Developer Grant.

The Initial Developer hereby grants You a world-wide, royalty-free,

non-exclusive license, subject to third party intellectual property

claims:

(a) under intellectual property rights (other than patent or

trademark) Licensable by Initial Developer to use, reproduce,

modify, display, perform, sublicense and distribute the Original

Code (or portions thereof) with or without Modifications, and/or

as part of a Larger Work; and

(b) under Patents Claims infringed by the making, using or

selling of Original Code, to make, have made, use, practice,

sell, and offer for sale, and/or otherwise dispose of the

Original Code (or portions thereof).

(c) the licenses granted in this Section 2.1(a) and (b) are

effective on the date Initial Developer first distributes

Original Code under the terms of this License.

(d) Notwithstanding Section 2.1(b) above, no patent license is

granted: 1) for code that You delete from the Original Code; 2)

separate from the Original Code; or 3) for infringements caused

by: i) the modification of the Original Code or ii) the

combination of the Original Code with other software or devices.

2.2. Contributor Grant.

Subject to third party intellectual property claims, each Contributor

hereby grants You a world-wide, royalty-free, non-exclusive license

(a) under intellectual property rights (other than patent or trademark) Licensable by Contributor, to use, reproduce, modify, display, perform, sublicense and distribute the Modifications created by such Contributor (or portions thereof) either on an unmodified basis, with other Modifications, as Covered Code and/or as part of a Larger Work; and

(b) under Patent Claims infringed by the making, using, or selling of Modifications made by that Contributor either alone and/or in combination with its Contributor Version (or portions of such combination), to make, use, sell, offer for sale, have made, and/or otherwise dispose of: 1) Modifications made by that Contributor (or portions thereof); and 2) the combination of Modifications made by that Contributor with its Contributor Version (or portions of such combination).

(c) the licenses granted in Sections 2.2(a) and 2.2(b) are effective on the date Contributor first makes Commercial Use of the Covered Code.

(d) Notwithstanding Section 2.2(b) above, no patent license is granted: 1) for any code that Contributor has deleted from the Contributor Version; 2) separate from the Contributor Version; 3) for infringements caused by: i) third party modifications of Contributor Version or ii) the combination of Modifications made by that Contributor with other software (except as part of the Contributor Version) or other devices; or

4) under Patent Claims

infringed by Covered Code in the absence of Modifications made by that Contributor.

3.1. Application of License.

The Modifications which You create or to which You contribute are

governed by the terms of this License, including without limitation

Section 2.2. The Source Code version of Covered Code may be

distributed only under the terms of this License or a future version

of this License released under Section 6.1, and You must include a

copy of this License with every copy of the Source Code You

distribute. You may not offer or impose any terms on any Source Code

version that alters or restricts the applicable version of this

License or the recipients' rights hereunder. However, You may include

an additional document offering the additional rights described in

Section 3.5.

3.2. Availability of Source Code.

Any Modification which You create or to which You contribute must be

made available in Source Code form under the terms of this License

either on the same media as an Executable version or via an accepted

Electronic Distribution Mechanism to anyone to whom you made an

Executable version available; and if made available via Electronic

Distribution Mechanism, must remain available for at least twelve (12)

months after the date it initially became available, or at least six

(6) months after a subsequent version of that particular Modification

has been made available to such recipients. You are responsible for

ensuring that the Source Code version remains

available even if the

Electronic Distribution Mechanism is maintained by a third party.

3.3. Description of Modifications.

You must cause all Covered Code to which You contribute to contain a

file documenting the changes You made to create that Covered Code and

the date of any change. You must include a prominent statement that

the Modification is derived, directly or indirectly, from Original

Code provided by the Initial Developer and including the name of the

Initial Developer in (a) the Source Code, and (b) in any notice in an

Executable version or related documentation in which You describe the

origin or ownership of the Covered Code.

3.4. Intellectual Property Matters

(a) Third Party Claims.

If Contributor has knowledge that a license under a third party's

intellectual property rights is required to exercise the rights

granted by such Contributor under Sections 2.1 or 2.2,

Contributor must include a text file with the Source Code

distribution titled "LEGAL" which describes the claim and the

party making the claim in sufficient detail that a recipient will

know whom to contact. If Contributor obtains such knowledge after

the Modification is made available as described in Section 3.2,

Contributor shall promptly modify the LEGAL file in all copies

Contributor makes available thereafter and shall take other steps

(such as notifying appropriate mailing lists or newsgroups)

reasonably calculated to inform those who received the Covered

Code that new knowledge has been

obtained.

(b) Contributor APIs.

If Contributor's Modifications include an application programming

interface and Contributor has knowledge of patent licenses which

are reasonably necessary to implement that API, Contributor must

also include this information in the LEGAL file.

(c) Representations.

Contributor represents that, except as disclosed pursuant to

Section 3.4(a) above, Contributor believes that Contributor's

Modifications are Contributor's original creation(s) and/or

Contributor has sufficient rights to grant the rights conveyed by

this License.

3.5. Required Notices.

You must duplicate the notice in Exhibit A in each file of the Source

Code. If it is not possible to put such notice in a particular Source

Code file due to its structure, then You must include such notice in a

location (such as a relevant directory) where a user would be likely

to look for such a notice. If You created one or more Modification(s)

You may add your name as a Contributor to the notice described in

Exhibit A. You must also duplicate this License in any documentation

for the Source Code where You describe recipients' rights or ownership

rights relating to Covered Code. You may choose to offer, and to

charge a fee for, warranty, support, indemnity or liability

obligations to one or more recipients of Covered Code. However, You

may do so only on Your own behalf, and not on behalf of the Initial

Developer or any Contributor. You must make it absolutely clear than

any such warranty, support, indemnity or liability obligation is

offered by You alone, and You hereby agree to indemnify the Initial

Developer and every Contributor for any liability incurred by the

Initial Developer or such Contributor as a result of warranty,

support, indemnity or liability terms You offer.

3.6. Distribution of Executable Versions.

You may distribute Covered Code in Executable form only if the

requirements of Section 3.1-3.5 have been met for that Covered Code,

and if You include a notice stating that the Source Code version of

the Covered Code is available under the terms of this License,

including a description of how and where You have fulfilled the

obligations of Section 3.2. The notice must be conspicuously included

in any notice in an Executable version, related documentation or

collateral in which You describe recipients' rights relating to the

Covered Code. You may distribute the Executable version of Covered

Code or ownership rights under a license of Your choice, which may

contain terms different from this License, provided that You are in

compliance with the terms of this License and that the license for the

Executable version does not attempt to limit or alter the recipient's

rights in the Source Code version from the rights set forth in this

License. If You distribute the Executable version under a different

license You must make it absolutely clear that any terms which differ

from this License are offered by You alone, not by the Initial

Developer or any Contributor. You hereby agree

to indemnify the

Initial Developer and every Contributor for any liability incurred by

the Initial Developer or such Contributor as a result of any such

terms You offer.

3.7. Larger Works.

You may create a Larger Work by combining Covered Code with other code

not governed by the terms of this License and distribute the Larger

Work as a single product. In such a case, You must make sure the

requirements of this License are fulfilled for the Covered Code.

If it is impossible for You to comply with any of the terms of this

License with respect to some or all of the Covered Code due to

statute, judicial order, or regulation then You must: (a) comply with

the terms of this License to the maximum extent possible; and (b)

describe the limitations and the code they affect. Such description

must be included in the LEGAL file described in Section 3.4 and must

be included with all distributions of the Source Code. Except to the

extent prohibited by statute or regulation, such description must be

sufficiently detailed for a recipient of ordinary skill to be able to

understand it.

This License applies to code to which the Initial Developer has

attached the notice in Exhibit A and to related Covered Code.

6.1. New Versions.

Netscape Communications Corporation ("Netscape") may publish revised

and/or new versions of the License from time to time. Each version

will be given a distinguishing version number.

6.2. Effect of New Versions.

Once Covered Code has been published under a particular version of the

License, You may always continue to use it under the terms of that

version. You may also choose to use such Covered Code under the terms

of any subsequent version of the License published by Netscape. No one

other than Netscape has the right to modify the terms applicable to

Covered Code created under this License.

6.3. Derivative Works.

If You create or use a modified version of this License (which you may

only do in order to apply it to code which is not already Covered Code

governed by this License), You must (a) rename Your license so that

the phrases "Mozilla", "MOZILLAPL", "MOZPL", "Netscape",

"MPL", "NPL" or any confusingly similar phrase do not appear in your

license (except to note that your license differs from this License)

and (b) otherwise make it clear that Your version of the license

contains terms which differ from the Mozilla Public License and

Netscape Public License. (Filling in the name of the Initial

Developer, Original Code or Contributor in the notice described in

Exhibit A shall not of themselves be deemed to be modifications of

this License.)

COVERED CODE IS PROVIDED UNDER THIS LICENSE ON AN "AS IS" BASIS,

WITHOUT WARRANTY OF ANY KIND, EITHER EXPRESSED OR IMPLIED, INCLUDING,

WITHOUT LIMITATION, WARRANTIES THAT THE COVERED CODE IS FREE OF

DEFECTS, MERCHANTABILITY, FIT FOR A PARTICULAR PURPOSE OR NON-INFRINGEMENT.

THE ENTIRE RISK AS TO THE QUALITY AND PERFORMANCE OF THE COVERED CODE

IS WITH YOU. SHOULD ANY COVERED CODE PROVE DEFECTIVE IN ANY RESPECT,

YOU (NOT THE INITIAL DEVELOPER OR ANY OTHER CONTRIBUTOR) ASSUME THE

COST OF ANY NECESSARY SERVICING, REPAIR OR CORRECTION. THIS DISCLAIMER

OF WARRANTY CONSTITUTES AN ESSENTIAL PART OF THIS LICENSE. NO USE OF

ANY COVERED CODE IS AUTHORIZED HEREUNDER EXCEPT UNDER THIS DISCLAIMER.

8.1. This License and the rights granted hereunder will terminate

automatically if You fail to comply with terms herein and fail to cure

such breach within 30 days of becoming aware of the breach. All

sublicenses to the Covered Code which are properly granted shall

survive any termination of this License. Provisions which, by their

nature, must remain in effect beyond the termination of this License

shall survive.

8.2. If You initiate litigation by asserting a patent infringement

claim (excluding declaratory judgment actions) against Initial Developer

or a Contributor (the Initial Developer or Contributor against whom

You file such action is referred to as "Participant") alleging that:

(a) such Participant's Contributor Version directly or indirectly

infringes any patent, then any and all rights granted by such

Participant to You under Sections 2.1 and/or 2.2 of this License

shall, upon 60 days notice from Participant terminate prospectively,

unless if within 60 days after receipt of notice You either: (i)

agree in writing to pay Participant a mutually agreeable reasonable

royalty for Your past and future use of Modifications made by such

Participant, or (ii) withdraw Your litigation claim with respect to

the Contributor Version against such Participant. If within 60 days

of notice, a reasonable royalty and payment arrangement are not

mutually agreed upon in writing by the parties or the litigation claim

is not withdrawn, the rights granted by Participant to You under

Sections 2.1 and/or 2.2 automatically terminate at the expiration of

the 60 day notice period specified above.

(b) any software, hardware, or device, other than such Participant's

Contributor Version, directly or indirectly infringes any patent, then

any rights granted to You by such Participant under Sections 2.1(b)

and 2.2(b) are revoked effective as of the date You first made, used,

sold, distributed, or had made, Modifications made by that

Participant.

8.3. If You assert a patent infringement claim against Participant

alleging that such Participant's Contributor Version directly or

indirectly infringes any patent where such claim is resolved (such as

by license or settlement) prior to the initiation of patent

infringement litigation, then the reasonable value of the licenses

granted by such Participant under Sections 2.1 or 2.2 shall be taken

into account in determining the amount or value of any payment or

license.

8.4. In the event of termination under Sections 8.1 or 8.2 above,

all end user license agreements (excluding distributors and resellers)

which have been validly granted by You or any distributor hereunder

prior to termination shall survive termination.

UNDER NO CIRCUMSTANCES AND UNDER NO LEGAL THEORY, WHETHER TORT

(INCLUDING NEGLIGENCE), CONTRACT, OR OTHERWISE, SHALL YOU, THE INITIAL

DEVELOPER, ANY OTHER CONTRIBUTOR, OR ANY DISTRIBUTOR OF COVERED CODE,

OR ANY SUPPLIER OF ANY OF SUCH PARTIES, BE LIABLE TO ANY PERSON FOR

ANY INDIRECT, SPECIAL, INCIDENTAL, OR CONSEQUENTIAL DAMAGES OF ANY

CHARACTER INCLUDING, WITHOUT LIMITATION, DAMAGES FOR LOSS OF GOODWILL,

WORK STOPPAGE, COMPUTER FAILURE OR MALFUNCTION, OR ANY AND ALL OTHER

COMMERCIAL DAMAGES OR LOSSES, EVEN IF SUCH PARTY SHALL HAVE BEEN

INFORMED OF THE POSSIBILITY OF SUCH DAMAGES. THIS LIMITATION OF

LIABILITY SHALL NOT APPLY TO LIABILITY FOR DEATH OR PERSONAL INJURY

RESULTING FROM SUCH PARTY'S NEGLIGENCE TO THE EXTENT APPLICABLE LAW

PROHIBITS SUCH LIMITATION. SOME JURISDICTIONS DO NOT ALLOW THE

EXCLUSION OR LIMITATION OF INCIDENTAL OR CONSEQUENTIAL DAMAGES, SO

THIS EXCLUSION AND LIMITATION MAY NOT APPLY TO YOU.

The Covered Code is a "commercial item," as that term is defined in

48 C.F.R. 2.101 (Oct. 1995), consisting of "commercial computer

software" and "commercial computer software documentation," as such

terms are used in 48 C.F.R. 12.212 (Sept. 1995). Consistent with 48

C.F.R. 12.212 and 48 C.F.R. 227.7202-1 through 227.7202-4 (June 1995),

all U.S. Government End Users acquire Covered Code with only those

rights set forth herein.

This License represents the complete agreement

concerning subject matter hereof. If any provision of this License is held to be unenforceable, such provision shall be reformed only to the extent necessary to make it enforceable. This License shall be governed by California law provisions (except to the extent applicable law, if any, provides otherwise), excluding its conflict-of-law provisions.

With respect to disputes in which at least one party is a citizen of, or an entity chartered or registered to do business in the United States of America, any litigation relating to this License shall be subject to the jurisdiction of the Federal Courts of the Northern District of California, with venue lying in Santa Clara County, California, with the losing party responsible for costs, including without limitation, court costs and reasonable attorneys' fees and expenses. The application of the United Nations Convention on Contracts for the International Sale of Goods is expressly excluded.

Any law or regulation which provides that the language of a contract shall be construed against the drafter shall not apply to this License.

As between Initial Developer and the Contributors, each party is responsible for claims and damages arising, directly or indirectly, out of its utilization of rights under this License and You agree to work with Initial Developer and Contributors to distribute such responsibility on an equitable basis. Nothing herein is intended or shall be deemed to constitute any admission of liability.

Initial Developer may designate portions of the Covered Code as "Multiple-Licensed". "Multiple-Licensed" means that the Initial Developer permits you to utilize portions of the Covered Code under Your choice of the NPL or the alternative licenses, if any, specified by the Initial Developer in the file described in Exhibit A.

EXHIBIT A -Mozilla Public License.

"The contents of this file are subject to the Mozilla Public License Version 1.1 (the "License"); you may not use this file except in compliance with the License. You may obtain a copy of the License at <http://www.mozilla.org/MPL/>

Software distributed under the License is distributed on an "AS IS" basis, WITHOUT WARRANTY OF ANY KIND, either express or implied. See the License for the specific language governing rights and limitations under the License.

The Original Code is _____.

The Initial Developer of the Original Code is _____.

Portions created by _____ are Copyright (C) _____ All Rights Reserved.

Contributor(s): _____.

Alternatively, the contents of this file may be used under the terms of the _____ license (the "[_____] License"), in which case the provisions of [_____] License are applicable instead of those

above. If you wish to allow use of your version of this file only

under the terms of the [____] License and not to allow others to use

your version of this file under the MPL, indicate your decision by

deleting the provisions above and replace them with the notice and

other provisions required by the [____] License. If you do not delete

the provisions above, a recipient may use your version of this file

under either the MPL or the [____] License."

[NOTE: The text of this Exhibit A may differ slightly from the text of

the notices in the Source Code files of the Original Code. You should

use the text of this Exhibit A rather than the text found in the

Original Code Source Code for Your Modifications.]

Hilfe und Support

13.1

Fehlerbehebung

Einschalten und Fernbedienung

Der Fernseher lässt sich nicht einschalten.

- Trennen Sie das Stromkabel vom Netzanschluss. Warten Sie eine Minute, und schließen Sie das Stromkabel wieder an.
- Prüfen Sie, ob das Stromkabel sicher angeschlossen ist.

Es ertönt ein Knackgeräusch beim Ein- oder Ausschalten.

Beim Ein-/Ausschalten des Fernsehers oder beim Schalten in den Standby-Modus hören Sie ein Knackgeräusch im Gehäuse. Die Knackgeräusche sind normal und entstehen, wenn sich der Fernseher beim Aufwärmen oder Abkühlen dehnt. Dies hat keinen Einfluss auf die Leistung des Geräts.

Der Fernseher reagiert nicht auf die Fernbedienung.

Der Fernseher benötigt eine gewisse Aufwärmzeit. In dieser Zeit reagiert der Fernseher nicht auf die Fernbedienung oder die frontseitigen Bedienelemente. Das ist normal.

Wenn der Fernseher weiterhin nicht auf die Fernbedienung reagiert, können Sie die Funktion der Fernbedienung mit der Kamera eines Mobiltelefons prüfen. Starten Sie die Kamerafunktion auf dem Telefon, und zeigen Sie mit der Fernbedienung auf das Kameraobjektiv. Wenn Sie eine beliebige Taste auf der Fernbedienung drücken und über die Kamera die Infrarot-LED aufleuchten sehen, funktioniert die Fernbedienung, und der Fernseher muss überprüft werden.

Wenn die LED nicht aufleuchtet, ist die Fernbedienung möglicherweise defekt, oder die Batterien sind leer.

Diese Prüfmethode für die Fernbedienung funktioniert nicht bei Fernbedienungen, die kabellos mit dem Fernseher gekoppelt sind.

Nach der Anzeige des Philips Startbildschirms wechselt der Fernseher wieder in den Standby-Modus.

Wenn sich der Fernseher im Standby-Modus befindet, wird ein Philips Startbildschirm angezeigt, und der Fernseher kehrt anschließend in den Standby-Modus zurück. Das ist normal. Wenn der Fernseher von der Stromversorgung getrennt und dann wieder angeschlossen wird, wird beim nächsten Einschalten des Geräts der Startbildschirm angezeigt. Wenn Sie

den Fernseher aus dem Standby-Modus einschalten möchten, drücken Sie **⏻** auf der Fernbedienung des Fernsehers.

Die Standby-Anzeige blinkt dauerhaft.

Trennen Sie das Stromkabel vom Netzanschluss. Warten Sie fünf Minuten, bevor Sie das Netzkabel wieder anschließen. Kontaktieren Sie das Philips Kundendienstzentrum, falls das Blinken erneut auftritt.

Programme

Während der Installation wurden keine digitalen Sender gefunden.

Lesen Sie die technischen Spezifikationen, um sicherzustellen, dass Ihr Fernseher DVB-T oder DVB-C in Ihrem Land unterstützt. Vergewissern Sie sich, dass alle Kabel ordnungsgemäß angeschlossen sind und dass das korrekte Netzwerk ausgewählt wurde.

Installierte Sender werden in der Senderliste nicht angezeigt.

Prüfen Sie, ob die korrekte Senderliste ausgewählt wurde.

Bild

Kein Bild/verzerrtes Bild.

- Prüfen Sie, ob die Antenne korrekt mit dem Fernseher verbunden ist.
- Prüfen Sie, ob das korrekte Gerät als Quelle für die Anzeige ausgewählt wurde.
- Prüfen Sie, ob das externe Gerät bzw. die externe Quelle korrekt angeschlossen ist.

Ton, aber kein Bild.

- Prüfen Sie, ob die Bildeinstellungen korrekt sind.

Schlechter Antennenempfang.

- Prüfen Sie, ob die Antenne korrekt mit dem Fernseher verbunden ist.
- Lautsprecher, nicht geerdete Audiogeräte, Neonlicht, hohe Gebäude und andere große Objekte können die Empfangsqualität beeinträchtigen. Versuchen Sie, die Bildqualität zu verbessern, indem Sie die Ausrichtung der Antenne ändern oder den Abstand zu anderen Geräten vergrößern.
- Falls die Empfangsqualität nur bei einem Sender schlecht ist, nehmen Sie für diesen Sender eine Feinabstimmung vor.

Schlechtes Bild über ein Gerät.

- Stellen Sie sicher, dass das Gerät ordnungsgemäß angeschlossen ist.
- Prüfen Sie, ob die Bildeinstellungen korrekt sind.

Das Bild passt nicht auf den Bildschirm.

Wechseln Sie zu einem anderen Bildformat.

Die Position des Bilds ist nicht korrekt.

Die Bildsignale mancher Geräte passen u. U. nicht richtig auf den Bildschirm. Überprüfen Sie den Signalausgang des angeschlossenen Geräts.

Das Computerbild ist nicht stabil.

Prüfen Sie, ob Ihr PC die unterstützte Auflösung und die Wiederholrate verwendet.

Ton

Kein Ton oder schlechte Tonqualität.

Falls kein Audiosignal erkannt wird, schaltet der Fernseher den Ton automatisch aus.

- Prüfen Sie, ob die Toneinstellungen korrekt sind.
- Prüfen Sie, ob alle Kabel korrekt angeschlossen sind.
- Prüfen Sie, ob die Lautstärke stummgeschaltet oder auf Null eingestellt ist.
- Prüfen Sie, ob der Audioausgang des Fernsehers mit dem Audioeingang am Home Entertainment-System verbunden ist.

Sie sollten Ton aus den HTS-Lautsprechern hören.

- Bei einigen Geräten müssen Sie die HDMI-Audioausgabe möglicherweise manuell aktivieren. Falls HDMI-Audio bereits aktiviert wurde, Sie aber immer noch kein Audiosignal hören, versuchen Sie, das digitale Audioformat des Geräts zu PCM (Pulse Code Modulation) zu ändern. Anweisungen hierzu finden Sie in der Dokumentation Ihres Geräts.

Anschlüsse

HDMI

- Bitte beachten Sie, dass es bei HDCP-Unterstützung zu Verzögerungen bei der Anzeige von Inhalten von HDMI-Geräten über den Fernseher kommen kann.

- Falls der Fernseher das HDMI-Gerät nicht erkennt und kein Bild angezeigt wird, schalten Sie erst auf ein anderes Gerät und anschließend wieder auf das ursprüngliche Gerät um.

- Wenn Tonunterbrechungen auftreten, prüfen Sie, ob die Ausgabeeinstellungen des HDMI-Geräts korrekt sind.

- Wenn Sie einen HDMI-auf-DVI-Adapter oder ein HDMI-auf-DVI-Kabel verwenden, muss ein zusätzliches Audiokabel an AUDIO IN (nur Minibuchse) angeschlossen sein.

EasyLink funktioniert nicht.

- Prüfen Sie, ob Ihre HDMI-Geräte HDMI-CEC-kompatibel sind. Die EasyLink-Funktionen können nur mit HDMI-CEC-kompatiblen Geräten verwendet werden.

Es wird kein Lautstärkesymbol angezeigt.

- Wenn ein HDMI-CEC-Audiogerät angeschlossen ist, ist dieses Verhalten normal.

Fotos, Videos und Musik von einem USB-Gerät werden nicht angezeigt.

- Stellen Sie das USB-Speichergerät wie in der Bedienungsanleitung beschrieben so ein, dass es mit der Klasse der Massenspeicher kompatibel ist.

- Prüfen Sie, ob das USB-Speichergerät mit Ihrem Fernseher kompatibel ist.

- Prüfen Sie, ob die Audio- und Bilddateiformate von Ihrem Fernseher unterstützt werden.

USB-Dateien werden abgehackt wiedergegeben.

- Die Übertragungsleistung des USB-Speichergeräts kann die Datenübertragungsrate zum Fernseher einschränken, was eine schlechte Wiedergabequalität zur Folge hat.

WiFi, Internet und Bluetooth

WiFi-Netzwerk wurde nicht gefunden oder ist gestört

• Mikrowellenherde, DECT-Telefone oder andere Geräte mit WiFi 802.11b/g/n/ac in der Nähe können möglicherweise Störungen im WLAN-Netzwerk verursachen.

• Stellen Sie sicher, dass Sie über die Firewalls im Netzwerk Zugriff auf die kabellose Verbindung mit dem Fernseher erlauben.

• Wenn das kabellose Netzwerk nicht ordnungsgemäß funktioniert, testen Sie die kabelgebundene Netzwerkinstallation.

Das Internet funktioniert nicht

• Prüfen Sie, falls die Verbindung zum Router ordnungsgemäß funktioniert, die Verbindung des Routers mit dem Internet.

Der PC und die Internetverbindung sind langsam

• Informieren Sie sich in der Bedienungsanleitung des kabellosen Routers über die Reichweite in Innenräumen, die Übertragungsrate und über die anderen Faktoren zur Signalqualität.

• Sie benötigen für den Router eine Hochgeschwindigkeitsverbindung (Breitband) zum Internet.

DHCP

• Wenn keine Verbindung hergestellt werden kann, überprüfen Sie die DHCP-Einstellung (Dynamic Host Configuration Protocol) des Routers. DHCP sollte aktiviert sein.

Bluetooth-Verbindung unterbrochen

• Orte mit hoher kabelloser Aktivität – Wohnungen mit vielen kabellosen Routern – können die kabellose Verbindung beeinträchtigen.

Netzwerk

WiFi-Netzwerk wurde nicht gefunden oder ist gestört

- Mikrowellenherde, DECT-Telefone oder andere Geräte mit WiFi 802.11b/g/n/ac in der Nähe können möglicherweise Störungen im WLAN-Netzwerk verursachen.
- Stellen Sie sicher, dass Sie über die Firewalls im Netzwerk Zugriff auf die kabellose Verbindung mit dem Fernseher erlauben.
- Wenn das kabellose Netzwerk nicht ordnungsgemäß funktioniert, testen Sie die kabelgebundene Netzwerkinstallation.

Das Internet funktioniert nicht

- Prüfen Sie, falls die Verbindung zum Router ordnungsgemäß funktioniert, die Verbindung des Routers mit dem Internet.

Der PC und die Internetverbindung sind langsam

- Informieren Sie sich in der Bedienungsanleitung des kabellosen Routers über die Reichweite in Innenräumen, die Übertragungsraten und über die anderen Faktoren zur Signalqualität.
- Sie benötigen für den Router eine Hochgeschwindigkeitsverbindung (Breitband) zum Internet.

DHCP

- Wenn keine Verbindung hergestellt werden kann, überprüfen Sie die DHCP-Einstellung (Dynamic Host Configuration Protocol) des Routers. DHCP sollte aktiviert sein.

13.2

Online-Hilfe

Um Probleme mit Ihrem Fernseher von Philips zu lösen, können Sie sich an unseren Online-Support wenden. Sie können Ihre Sprache auswählen und Ihre Produkt-/Modellnummer eingeben.

Besuchen Sie www.philips.com/support.

Auf der Support-Website finden Sie nicht nur Antworten auf häufig gestellte Fragen (FAQs), sondern auch die für Ihr Land relevante Telefonnummer, über die Sie uns kontaktieren können. In einigen Ländern können Sie sich mit Fragen direkt per Chat an einen unserer Partner wenden oder eine E-Mail schreiben. Sie können neue Fernsehersoftware oder die Anleitung herunterladen und diese auf dem Computer lesen.

13.3

Support und Reparatur

Support und Reparaturen erhalten Sie unter der Hotline des Service-Centers in Ihrem Land. Unsere Servicetechniker kümmern sich um eine Reparatur, falls erforderlich.

Die Telefonnummer finden Sie in der gedruckten Dokumentation, die Sie gemeinsam mit dem Fernseher erhalten haben.

Besuchen Sie alternativ unsere Website unter www.philips.com/support, und wählen Sie bei Bedarf Ihr Land aus.

TV-Modellnummer und Seriennummer

Sie werden eventuell nach der Modell-/Seriennummer Ihres Geräts gefragt. Diese Nummern finden Sie auf dem Verpackungsetikett oder auf dem Typenschild an der Unter- oder Rückseite des Fernsehers.

Warnung

Versuchen Sie nicht, den Fernseher selbst zu reparieren. Dies kann zu schweren Verletzungen, irreparablen Schäden an Ihrem Fernseher oder dem Verfall Ihrer Garantie führen.

Sicherheit und Sorgfalt

14.1

Sicherheit

Wichtig!

Lesen Sie alle Sicherheitsanweisungen gründlich durch, bevor Sie den Fernseher verwenden. Für Schäden, die durch Nichtbeachtung der Anweisungen verursacht wurden, haben Sie keinen Garantieanspruch.

Keine Änderung dieses Geräts ohne Genehmigung des Herstellers.

Risiko von Stromschlägen und Brandgefahr

- Setzen Sie den Fernseher niemals Regen oder Wasser aus. Platzieren Sie niemals Behälter mit Flüssigkeiten, wie z. B. Vasen, in der Nähe des Fernsehers.

Wenn der Fernseher außen oder innen mit Flüssigkeit in Kontakt kommt, trennen Sie den Fernseher sofort vom Stromnetz.

Kontaktieren Sie das Philips Service-Center, um den Fernseher vor der erneuten Nutzung überprüfen zu lassen.

- Setzen Sie den Fernseher, die Fernbedienung und die Batterien niemals übermäßiger Hitze aus. Platzieren Sie sie nie in der Nähe von brennenden Kerzen, offenem Feuer oder anderen Wärmequellen. Dies schließt auch direkte Sonneneinstrahlung ein.

- Führen Sie keine Gegenstände in die Lüftungsschlitze oder andere Öffnungen des Fernsehers ein.

- Stellen Sie niemals schwere Objekte auf das Netzkabel.

- Stellen Sie sicher, dass der Netzstecker keinen mechanischen Belastungen ausgesetzt wird. Lockere Netzstecker können Funkenüberschlag oder Feuer verursachen. Stellen Sie sicher, dass keine Zuglast auf das Netzkabel ausgeübt wird, wenn der Bildschirm gedreht wird.

- Um den Fernseher von der Stromversorgung zu trennen, muss der Netzstecker aus der Steckdose gezogen werden. Ziehen Sie dazu niemals am Kabel, sondern immer am Stecker. Stellen Sie sicher, dass der Zugang zum Netzstecker, Netzkabel und zur Steckdose jederzeit frei ist.

Verletzungsgefahr oder Beschädigungsgefahr für den Fernseher

- Zum Heben und Tragen eines Fernsehers mit einem Gewicht von über 25 kg sind zwei Personen erforderlich.

- Wenn Sie den Fernseher auf einem Standfuß aufstellen möchten, verwenden Sie nur den mitgelieferten Standfuß, und befestigen Sie ihn fest am Fernseher.

Stellen Sie den Fernseher auf eine flache, ebene Fläche, die für das gesamte Gewicht des Fernsehers und des Sockels geeignet ist.

- Stellen Sie bei einer Wandmontage sicher, dass die Wandhalterung für das Gewicht des Fernsehers geeignet ist. TP Vision übernimmt keine Haftung für unsachgemäße Wandmontage oder daraus resultierende Unfälle oder Verletzungen.

- Teile dieses Produkts sind aus Glas. Seien Sie vorsichtig, um Verletzungen oder Beschädigungen zu vermeiden.

Gefahr der Beschädigung des Fernsehers

Bevor Sie den Fernseher mit dem Stromnetz verbinden, sollten Sie sicherstellen, dass die Stromspannung dem auf der Rückseite des Geräts angegebenen Wert entspricht. Schließen Sie den Fernseher nicht an die Steckdose an, wenn die Spannung einen anderen Wert aufweist.

Verletzungsgefahr für Kinder

Befolgen Sie diese Sicherheitshinweise, damit der Fernseher nicht kippen kann und Kinder verletzt werden könnte.

- Stellen Sie den Fernseher nie auf eine Fläche, die mit einem Tuch oder einem anderen Material bedeckt ist, das weggezogen werden kann.

- Stellen Sie sicher, dass kein Teil des Fernsehers über die Ränder der Oberfläche hinausragt.

- Stellen Sie den Fernseher nie auf hohe Möbelstücke (z. B. ein Bücherregal), ohne sowohl das Möbelstück als auch den Fernseher an der Wand oder durch geeignete Hilfsmittel zu sichern.

- Weisen Sie Kinder auf die Gefahren des Kletterns auf Möbelstücke hin, um den Fernseher zu erreichen.

Gefahr des Verschluckens von Batterien!

Die Fernbedienung kann Knopfzellen enthalten, die von kleinen Kindern verschluckt werden könnten. Bewahren Sie diese Batterien immer außerhalb der Reichweite von Kindern auf!

Risiko der Überhitzung

Platzieren Sie den Fernseher nie in einem geschlossenen Bereich. Der Fernseher benötigt einen Lüftungsabstand von mindestens 10 cm um das Gerät herum. Stellen Sie sicher, dass Vorhänge und andere Gegenstände die Lüftungsschlitze des Fernsehers nicht abdecken.

Gewitter

Trennen Sie den Fernseher vor Gewittern vom Netz- und Antennenanschluss.
Berühren Sie den Fernseher, das Netzkabel oder das Antennenkabel während eines Gewitters nicht.

Gefahr von Hörschäden

Vermeiden Sie den Einsatz von Ohrhörern oder Kopfhörern bei hohen Lautstärken bzw. über einen längeren Zeitraum.

Niedrige Temperaturen

Wenn der Fernseher bei Temperaturen unter 5 °C transportiert wird, packen Sie den Fernseher aus, und warten Sie, bis er Zimmertemperatur erreicht hat, bevor Sie ihn mit dem Netzanschluss verbinden.

Luftfeuchtigkeit

In seltenen Fällen kann es je nach Temperatur und Luftfeuchtigkeit zu einer geringfügigen Kondensation an der Innenseite der Glasfront Ihres Fernsehers (bei einigen Modellen) kommen. Um dies zu vermeiden, setzen Sie den Fernseher weder direktem Sonnenlicht noch Hitze oder extremer Feuchtigkeit aus. Tritt dennoch eine Kondensation auf, geht sie von selbst zurück, wenn Sie den Fernseher einige Stunden verwenden.

Die Kondensationsfeuchtigkeit führt nicht zu Beschädigungen oder Fehlfunktionen des Fernsehers.

14.2

Bildschirmpflege

- Berühren Sie den Bildschirm nicht mit Gegenständen, drücken oder streifen Sie nicht mit Gegenständen über den Bildschirm.
- Trennen Sie vor dem Reinigen den Netzstecker des Fernsehers von der Steckdose.
- Reinigen Sie den Fernseher und den Rahmen

vorsichtig mit einem weichen feuchten Tuch. Verwenden Sie keine Substanzen wie Alkohol, Chemikalien oder Haushaltsreiniger.

- Um Verformungen und Farbausbleichungen zu vermeiden, müssen Wassertropfen so rasch wie möglich abgewischt werden.
- Vermeiden Sie nach Möglichkeit die Wiedergabe von Standbildern. Standbilder sind Bilder, die über einen längeren Zeitraum auf dem Bildschirm verbleiben. Dazu gehören beispielsweise Bildschirmmenüs, schwarze Balken und Zeitanzeigen. Wenn Sie Standbilder wiedergeben möchten, verringern Sie den Kontrast und die Helligkeit des Bildschirms, um ihn vor Beschädigungen zu schützen.

14.3

Radiation Exposure Statement

Dieses Gerät entspricht den CE-Grenzwerten für die Strahlenbelastung in einer unkontrollierten Umgebung. Dieses Gerät sollte mit einem Mindestabstand von 20 cm zwischen der Strahlungsquelle und Körpern installiert und betrieben werden.

Die Frequenz, der Modus und die maximale Sendeleistung in der EU sind im Folgenden aufgeführt:

- 2400-2483.5MHz: < 20 dBm (EIRP)
- 5150-5250MHz: < 23 dBm (EIRP)
- 5250-5350MHz: < 23 dBm (EIRP)
- 5470-5725MHz: < 27 dBm (EIRP)
- 5725-5825MHz: < 13.98 dBm (EIRP)

Nutzungsbedingungen

Nutzungsbedingungen – Fernseher

2019 © TP Vision Europe B.V. Alle Rechte vorbehalten.

Dieses Produkt wurde von TP Vision Europe B.V. oder einem seiner Tochterunternehmen, in diesem Dokument zusammen als TP Vision bezeichnet, auf den Markt gebracht. TP Vision ist der Hersteller des Produkts. Der Garantiegeber in Bezug auf den Fernseher, dem diese Broschüre beilieg, ist TP Vision. Philips und das Philips Emblem sind eingetragene Marken der Koninklijke Philips N.V.

Technische Daten können ohne vorherige Ankündigung geändert werden. Die Marken sind Eigentum von Koninklijke Philips N.V oder der jeweiligen Eigentümer. TP Vision behält sich das Recht vor, Produkte jederzeit ohne die Verpflichtung zu ändern, frühere Lieferungen entsprechend nachzubessern.

Das dem Fernseher beiliegende schriftliche Material und die im Speicher des Fernsehers abgelegte bzw. die von der Philips Website unter www.philips.com/support heruntergeladene Bedienungsanleitung sind für den beabsichtigten Einsatz des Systems als korrekt anzusehen.

Die Informationen in dieser Anleitung werden für den bestimmungsgemäßen Gebrauch des Systems als angemessen erachtet. Wenn das Produkt oder seine einzelnen Module oder Funktionen für andere Zwecke verwendet werden als hier angegeben, ist eine Bestätigung für deren Richtigkeit und Eignung einzuholen. TP Vision gewährleistet, dass die Informationen an sich keine US-Patente verletzen. Alle anderen Gewährleistungen, gleich ob ausdrücklich oder konkludent, sind ausgeschlossen. TP Vision kann weder für Fehler im Inhalt dieses Dokuments noch für Probleme, die aus dem Inhalt dieses Dokuments resultieren, verantwortlich gemacht werden. Fehler, die Philips gemeldet werden, werden behoben und auf der Support-Website von Philips so bald wie möglich veröffentlicht.

Garantiebedingungen, Verletzungsgefahr, Beschädigungsgefahr für den Fernseher oder Erlöschen der Garantie!

Versuchen Sie keinesfalls, den Fernseher selbst zu reparieren. Verwenden Sie Fernseher und Zubehör

ausschließlich wie vom Hersteller vorgesehen. Der Warnhinweis auf der Rückseite des Fernsehers weist auf das Risiko von elektrischen Schlägen hin. Öffnen Sie niemals das Gehäuse des Fernsehers. Wenden Sie sich bei Service- oder Reparaturarbeiten stets an den Kundenservice von Philips. Die Telefonnummer finden Sie in der gedruckten Dokumentation, die Sie gemeinsam mit dem Fernseher erhalten haben. Besuchen Sie alternativ unsere Website unter www.philips.com/support, und wählen Sie bei Bedarf Ihr Land aus. Jeder Betrieb, der in dieser Anleitung ausdrücklich untersagt wird, und jegliche Einstellungen oder Montageverfahren, die in dieser Anleitung nicht empfohlen oder autorisiert werden, führen zum Erlöschen der Garantie.

Pixeleigenschaften

Dieser Fernseher verfügt über eine hohe Anzahl von Farbpixeln. Obwohl der Prozentsatz der funktionsfähigen Pixel mindestens 99,999 % beträgt, können auf dem Bildschirm permanent dunkle oder helle Lichtpunkte (rot, grün oder blau) vorhanden sein. Hierbei handelt es sich um eine bauartbedingte Eigenschaft der Anzeige (innerhalb allgemeiner Industriestandards) und nicht um eine Fehlfunktion.

CE-Konformität

TP Vision Europe B.V. erklärt hiermit, dass dieser Fernseher den grundlegenden Anforderungen und sonstigen relevanten Bestimmungen der Richtlinien 2014/53/EU (RED), 2009/125/EC (Energieverbrauchskennzeichnung) und 2011/65/EC (RoHS) entspricht.

Konformität mit EMF

TP Vision produziert und vertreibt viele Endkundenprodukte, die, wie jedes elektronische Gerät im Allgemeinen, elektromagnetische Signale aussenden und empfangen können. Eines der grundsätzlichen Unternehmensprinzipien von TP Vision ist es, für unsere Produkte alle notwendigen Gesundheits- und Sicherheitsmaßnahmen zu ergreifen, um allen anwendbaren rechtlichen Anforderungen zu entsprechen und die zum Zeitpunkt der Herstellung des Produkts anwendbaren EMF-Normen in vollem Maße einzuhalten.

TP Vision verpflichtet sich, Produkte zu entwickeln, herzustellen und zu vertreiben, die keine gesundheitlichen Probleme hervorrufen. TP Vision kann wissenschaftlichen Studien zufolge bestätigen, dass ihre Produkte bei ordnungs- und zweckgemäßem Gebrauch sicher sind. TP Vision spielt eine aktive Rolle in der Entwicklung der internationalen EMF- und Sicherheitsstandards, sodass TP Vision auch weiterhin die neuesten Entwicklungen der Standardisierung so früh wie möglich in seine Produkte integrieren kann.

Copyright

MHL

MHL

MHL, Mobile High-Definition Link und das MHL-Logo sind Marken oder eingetragene Marken der MHL, LLC.



HDMI

HDMI

Die Begriffe HDMI und HDMI High-Definition Multimedia Interface und das HDMI-Logo sind Marken oder eingetragene Marken von HDMI Licensing LLC in den Vereinigten Staaten und in anderen Ländern.



Dolby Audio

Dolby, Dolby Audio und das Doppel-D-Symbol sind Marken von Dolby Laboratories. Hergestellt unter der Lizenz von Dolby Laboratories. Vertrauliche unveröffentlichte Werke. Copyright © 1992-2015 Dolby Laboratories. Alle Rechte vorbehalten.



DTS-HD Premium Sound™

DTS-HD Premium Sound™

Informationen zu DTS-Patenten finden Sie unter <http://patents.dts.com>. Hergestellt unter der Lizenz von DTS Licensing Limited. DTS, das Symbol sowie DTS und das Symbol zusammen sind eingetragene Marken, und DTS Premium Sound ist ein Warenzeichen von DTS, Inc. © DTS, Inc. Alle Rechte vorbehalten.



WiFi Alliance

WiFi

Wi-Fi®, das WiFi CERTIFIED-Logo und das WiFi-Logo sind eingetragene Marken der Wi-Fi Alliance.



Kensington

Kensington

(falls zutreffend)

Kensington und Micro Saver sind in den USA eingetragene Marken von ACCO World mit erteilten Eintragungen und anhängigen Anmeldungen in anderen Ländern weltweit.



Andere Marken

Alle anderen eingetragenen Marken und nicht eingetragenen Marken sind Eigentum der jeweiligen Inhaber.

Haftungsausschluss bezüglich Diensten und Software von Drittanbietern

Von Dritten angebotene Dienste und Softwareprodukte können ohne Ankündigung geändert, ausgesetzt oder beendet werden. TP Vision trägt in solchen Situationen keinerlei Verantwortung.

Index

A

Android-Einstellungen 35
Audiosprache 37
Audiosprache, alternativ 37
Audiosprache, bevorzugt 37
Aufstellungsort 4

Ü

Überprüfen des Energieverbrauchs 31

B

Betrachtungsabstand 4
Bild, Bildformat 31
Bildeinstellung 29
Bildschirmpflege 133
Blu-ray Disc-Player, Verbinden 17

C

CAM, Conditional Access Module 15
CI+ 15
CI-Steckplatz 15
Computer, Anschließen 18

E

Einschalten 8
Einstellungen der Untertitelsprache, alternativ 36
Einstellungen der Untertitelsprache, bevorzugt 36
Energiespareinstellungen 31
Entsorgung des Fernsehers und der Batterien 9
EU-Umweltzeichen 9

F

Farbe, Farbspektrum 30
Fehlerbehebung 129
Fernsehen 36
Fotos, Videos und Musik 19

H

Hörbehindert 32
HDMI MHL 14
Home 24

I

Internetspeicher, Löschen 34

K

Kabelgebundenes Netzwerk 34
Kindersicherung 32
Kontaktaufnahme zu Philips 131
Kontrast, Dynamic Contrast 30
Kontrast, Kontrastmodus 30

M

Medien 19
Mediendateien, Von einem USB-Laufwerk 19
MPEG-Artefaktunterdrückung 30

N

Netzkabel 5
Netzwerk, Einstellungen 34
Netzwerk, Kabelgebunden 34
Netzwerk, Verbinden 33
Netzwerk, WPS mit PIN-Code 33
Netzwerkinstallation 33

Netzwerkname des Fernsehers 34
Nutzungsbedingungen 134
Nutzungsende 9

O

Online-Support 131
Open-Source-Software 41

P

Probleme, Bild 129
Probleme, Fernbedienung 129
Probleme, HDMI-Verbindung 130
Probleme, Sender 129
Probleme, Ton 130
Probleme, USB-Verbindung 130
Probleme, Verbindung, Internet 131
Probleme, Verbindung, WiFi 131
Produktdatenblatt 9

R

Radiosender 36
Reparieren 131

S

Schärfe, MPEG-Artefaktunterdrückung 30
Seh- und Hörhilfen 32
Sehbehindert 32
Sender 36
Sender, Antenneninstallation 37
Sender, Einstellung 37
Sender, Neu installieren 37
Sender, Optionen 36
Sender, Wechseln zu einem Sender 36
Senderliste 36
Senderliste, Öffnen 36
Senderliste, Informationen 36
Sendung themenabhängig sperren 32
Service-Center 131
Sicherheitshinweise 132
Smart Card, CAM 15
Software, Aktualisierung 40
Spielkonsole, Anschließen 17
Standby 8
Support, Online 131

T

Ton, Einstellungen 31

U

Untertitel 36
Untertitelsprache 36

V

Verbindungsleitfaden 13

W

WiFi 33
WLAN-Netzwerk 33



Contact information

Albania/Shqipërisë
+355 44806061

Andorra
+34 915 909 335

Armenia
0-800-01-004

Austria/Österreich
0150 2842133

Belarus/Беларусь
8 10 800 2000 00 04

Belgium/België/Belgique
02 7007360

Bulgaria/България
0 0800 1154426
+359 2 4916273

Croatia/Hrvatska
0800 222 782

Czech Republic/Česká republika
800 142100

Denmark/Danmark
352 587 61

Estonia/Eesti Vabariik
800 0044 307

Finland/Suomi
09 229 019 08

France
01 57324070

Georgia/ საქართველო
800 00 00 80

Germany
0696 640 4383

Greece/Ελλάδα
0 0800 4414 4670

Greece Cyprus
800 92 256

Hungary/Magyarország
068 001 85 44
(06 1) 700 8151

Republic of Ireland/Poblacht na hÉireann
1 601 1161

Northern Ireland/Tuaisceart Éireann
1 601 1161

Italy/Italia
02 4528 7030

Kazakhstan/Қазақстан
8 10 800 2000 0004

Kosovo/Kosovës
+355 44806061

Latvia/Latvija
800 03 448

Lithuania/Lietuva
880 030 049

Luxembourg/Luxemburg
26 84 3000

Montenegro
+ 382 20 240 644

Netherlands/Nederlands
010 4289533

Norway/Norge
22 70 82 50

Poland/Polska
022 203 0327

Portugal
0800 780 902

Romania/România
03 727 66905
031 6300042

Russia/Россия
8 (800) 220 0004

Serbia/Srbija
+ 381 11 40 30 100

Slovakia/Slovensko
0800 0045 51

Slovenia
0800 80 255

Spain/España
915 909 335

Sweden/Sverige
08 6320 016

Switzerland/Schweiz/Suisse
223 102 116

Turkey/Türkiye
0 850 222 44 66

Ukraine/Україна
0 800 500 480

United Kingdom
020 7949 0069

This information is correct at the time of print. For updated information, see www.philips.com/support.



Specifications are subject to change without notice.
Trademarks are the property of Koninklijke Philips N.V. or their respective owners.
2019 © TP Vision Europe B.V. All rights reserved.
www.philips.com

