

 XBOX ONE™



NBA LIVE 16



WARNING Before playing this game, read the Xbox One™ system, and accessory manuals for important safety and health information. www.xbox.com/support.

Important Health Warning: Photosensitive Seizures

A very small percentage of people may experience a seizure when exposed to certain visual images, including flashing lights or patterns that may appear in video games. Even people with no history of seizures or epilepsy may have an undiagnosed condition that can cause “photosensitive epileptic seizures” while watching video games. Symptoms can include light-headedness, altered vision, eye or face twitching, jerking or shaking of arms or legs, disorientation, confusion, momentary loss of awareness, and loss of consciousness or convulsions that can lead to injury from falling down or striking nearby objects. **Immediately stop playing and consult a doctor if you experience any of these symptoms.** Parents, watch for or ask children about these symptoms—children and teenagers are more likely to experience these seizures. The risk may be reduced by being farther from the screen; using a smaller screen; playing in a well-lit room, and not playing when drowsy or fatigued. If you or any relatives have a history of seizures or epilepsy, consult a doctor before playing.

CONTENTS

COMPLETE CONTROLS	3	STAY CONNECTED.....	20
WHAT'S NEW ON THE COURT..	9	WARRANTY	21
NBA LIVE PLAYER	10	NEED HELP?	23
GAME MODES	11		

COMPLETE CONTROLS





















OFFENSIVE CONTROLS

OFFENSE CONTROLS


Move player	
Dribble moves	
Shoot	
Pass	
Handoff	(hold)
Alley oop	(tap)
Rebound	
Play calling	
Call for screen	(hold)
Icon passing	+ button of receiver
Sprint	(hold)
Backdown	
Toggle between roll vs. pop (for screener)	+
Screen adjust	(release),
Coach panel	
Special gather	
Quick play	(tap) (when prompted)
Play wheel	(hold) +

DRIBBLE MOVES














BASIC DRIBBLE MOVES

In and out	
Hesitation	 /  (towards ball hand)
Crossover	 /  (away from ball hand)
Aggressive dribble modifier	 (hold)
Behind the back	
Spin	 ,  ,  ,  ,  ,  ,  /  ,  ,  ,  ,  ,  , 

CHAINING DRIBBLE MOVES

To add flair to your moves across the court, chain dribble moves together by repeatedly flicking .

SPECIAL GATHERS

Pro hop	 (tap) +  (towards basket)
Eurostep	 (double tap)
Spin gather	 +  ,  ,  ,  ,  /  ,  ,  ,  , 

POST OFFENSE

BASIC POST OFFENSE

Enter backdown	
Face-up (while in backdown)	
Hard bump	(flick towards defender)
Backdown (towards defender)	
Aggressive backdown (towards defender)	(hold) +

ADVANCED POST OFFENSE

Lean (towards defender)	
Hold ball out (away from defender)	
Shoulder fake	/
Post move	(quarter spin any direction)

NOTE: A quarter spin (or more) with will perform a contextual post move in that direction. Spins, Drop Steps, and other Post moves are now all consolidated with . Types of moves will be based on ratings and your proximity to the hoop by choosing the desired direction.

POST PLAY

Post shot	
Fadeaway	/ +

PASSING

Pass	
Alley oop	(tap)
Freestyle passing	(hold) + (flick towards receiver)
Icon passing	(hold) + button of receiver
Dribble handoff	(hold)
Touch pass (while ball is in flight)	

SHOOTING

SHOT TYPES

Jump shot	X (hold)
Stepback	L (away from basket) + Y
Pump fake	X (tap)
Dunk (while near basket)	RT + X
Lay-up (while near basket)	X
Fadeaway	L (away from basket) + X
Adjust shot (in the air, on a dunk, or layup)	X

PLAYER LOCK OFF-BALL CONTROLS

NOTE: These controls are only applicable in Rising Star™, NBA LIVE Pro-Am, and LIVE Seasons modes.

Set screen	LT
Call for pass	A
Teammate shoot	X
Screen adjust (angle/side)	LT (hold) + L
Spin off defender (while engaged or jostling defender)	RT + R, R, R / R, R, R
Push off (while engaged or jostling defender)	RT (hold) + R (hold) (away from defender)

DEFENSIVE CONTROLS

DEFENSE CONTROLS

Move player	
Steal	
Switch player	
Block	
Deny ball (near off-ball player)	(hold)
Icon switch	+ button of intended defender
Sprint	

REBOUNDING

Rebound	
Putback attempt (immediately after a rebound)	
Boxout	

ADVANCED DEFENSE


Dig steal	(flick towards player)
Intentional foul	+
Hands up	(hold)
Take charge	(hold)
Defensive assist	
Defensive slides	(flick in any direction)
Double team	(hold)

POST DEFENSE

Block	
Take charge	
Pull chair	 
Push back	 (towards offensive player)
Defend post move	 (towards direction of spin)

COACHING OPTIONS

DEFENSIVE PLAY CALLING

2-3 zone	
Man to man	
3-2 zone	
Full court press	
Pack paint	 (double tap)
Coach default	 (double tap)
Star focus	 (double tap)
Pressure shooters	 (double tap)

MORE COACHING OPTIONS

Coach menu	 (hold)
------------	--

WHAT'S NEW ON THE COURT

NBA LIVE 16 brings you the most authentic simulated basketball experience to date. This year, emphasis is on perfecting skills and competing on the court. Whether you're making offensive maneuvers on the court or advancing in the Playoffs, you'll feel more action and have more control than ever before.

Enhancements have also been made to game modes such as Rising Star and LIVE Ultimate Team. These improvements, along with the all-new game mode NBA LIVE Pro-Am, put *NBA LIVE 16* at the top of its game.

GAMEFACE HD

Personalize your *NBA LIVE 16* experience with the GameFace HD feature. Scan your face with an iPhone or Android smart phone and import it into *NBA LIVE*!

NOTE: For the best results, avoid smiling or using extreme expressions, and remove any obstructions from your face such as hats, hair, and glasses. Use even lighting; avoid areas that are too dark or bright. Also, be sure to hold the phone up to your face and not at an angle.

CREATE A PLAYER

Play as your Created Player in Rising Star mode or in the Pro-Am Online Team Play mode. Unlock skills and improve your skill set. You can even unlock jump shot styles from real NBA players and apply it to your player!

NBA LIVE PRO-AM

In the all-new NBA LIVE Pro-Am mode, you'll have the opportunity to take your Created Player online and team up to play either competitively or cooperatively in multiplayer games up to 21 points while you unlock unique gear for yourself.

NBA LIVE PLAYER

CREATE A PLAYER

Import your GameFace HD and begin the rise to the top. Select your name, position, jersey number, initial play style, and school to tailor your ideal player. Enter the NBA and build a legacy, or head into NBA LIVE Pro-Am to build a reputation in Summer Circuit or LIVE Run. While you're deciding on your player's appearance, make sure you adjust the play style for your position—this can make a big difference in your growth and performance! These choices are only the beginning, so set a good foundation and explore the many ways to expand and evolve your player.

PLAYER STORE

Earn Reward Points (RP) in any *NBA LIVE 16* game mode. Play games, put up big numbers, or hit milestones to increase your RP totals—you won't earn as much RP if you merely simulate your Dynasty or Rising Star careers.

Spend RP to equip various animation sets featuring some of the top NBA players in the game today. Get some ink from the Tattoo Shop, featuring tattoo designs from the legendary Randy Harris. Meanwhile, the LIVE Spot offers various items such as shoes, finger tape, socks, arm sleeves, and street gear to make you stand out.

NOTE: RP is a type of in-game currency you can use to further customize your Created Player.

PLAYER SKILLS PROGRESSION

NBA LIVE 16 features a new way to level up your Created Player and evaluate your skills. Skill Attributes are now categorized into Skill Trees for each skill set. Your player will also earn SP that you can use to unlock Skill Levels with gameplay boosts, gear, and animation rewards.

LEARN LIVE

Want to get some practice in before you show off your skills on game day? Learn LIVE helps you tackle the mechanics of *NBA LIVE 16* at your own pace, with interactive drills and special practice scenarios.

Drills

If you're new to *NBA LIVE*, try some interactive drills to learn the controls. You can choose from categories such as Dribbling, Passing, and Shooting to fine-tune the techniques you're currently working on, with on-the-spot feedback on how you perform. You can even hone your Defensive and Off-Ball techniques. Once you perfect a move, you'll progress to a new one for a comfortable challenge.

Practice

Choose SHOOTAROUND to shoot solo or play some one-on-one against an opponent, or choose SCRIMMAGE to play in a 5-on-5 practice scenario.

GAME MODES

NBA LIVE PRO-AM

NBA LIVE Pro-Am is where you'll have the opportunity to take your Created Player online and team up to play in competitive LIVE Run or cooperative Summer Circuit multiplayer games up to 21 points. While you're out playing in brand new venues across the country, you'll be working with your teammates to increase your Teammate Grade, earning Reward Points (RP), Skill Points (SP), and even unique gear for your player that can only be unlocked in this mode.

NOTE: For the best experience, use a wired (Ethernet) Internet connection when playing NBA LIVE Pro-Am.

LIVE RUN

Take your Created Player onto the court and join other online players in competitive 5v5 games. There are two ways to start a LIVE Run game: Find a New Game or Play With Friends. All LIVE Run games use a subset of the official NBA rules and continue until a team scores 21 or more points.

Find a New Game

Selecting this option starts a matchmaking search that will place you in a lobby with other players for a new 5v5 game.

Play With Friends

Invite friends to a lobby where you can play in your own private online game or open it up to the public to fill in the rest of the roster.

WEEKLY LEADERBOARD

See how your total Pro-Am Score stacks up against other LIVE Run players on the Weekly Leaderboard.

SUMMER CIRCUIT

Show off your Created Player in the online cooperative Summer Circuit mode. Face off against CPU teams of both professional NBA and amateur players in venues that vary in difficulty. Work with your teammates to increase each other's Teammate Grade and accomplish objectives for each game that can lead to both RP and unique gear rewards for your Created Player.

SELECT A VENUE

Start your Summer Circuit by selecting an indoor or outdoor venue. Each venue has a difficulty associated with it, so choose one that complements your skill level.

SELECT A GAME

After selecting a venue, you will be presented with a list of available games, objectives for each game, and opponents you'll be facing in that game. Selecting a game will begin the process for finding teammates.

NOTE: Games must be completed; otherwise, your progress and any rewards earned in that game will be lost.

There are two ways to find teammates:

Find Some Teammates

Allow other players to join your online lobby.

Play With Friends

Invite your online friends into your lobby.

OBJECTIVES

Each game has a series of objectives. Though optional, completing objectives will reward you with RP to spend on your player in the LIVE Spot store as well as help to unlock unique gear at every venue.

Teammate Grade Each player will earn a Teammate Grade based on how well they play as a teammate in the game. The more successful you are at being a good teammate, the more SP you can earn to help progress your Created Player.

Pro-Am Score Your Pro-Am Score is calculated based on your Teammate Grade and Stats during NBA LIVE Pro-Am Games. Maximize your score by balancing your individual and team stats.

GEAR REWARDS

Unlock unique gear rewards by completing objectives in Summer Circuit venues. Each venue rewards you with specific gear that requires various sets of conditions to unlock.

LIVE ULTIMATE TEAM

Create and manage your dream team in *NBA LIVE 16* Ultimate Team. Select players to create a balanced lineup and play games to earn coins that you can spend on packs containing new players.

Build your team's success with managerial decisions and see if your hard work pays off in online ranked Head-to-Head games!

NOTE: For an in-depth FAQ about *NBA LIVE 16* Ultimate Team, please visit <https://www.easports.com/au/nba-live>.




GM LIST

As manager, guide your team to complete all tasks to earn more coins and packs—get a great head start on this year's edition of Ultimate Team.




MY FRANCHISE

My Franchise lets you see the big picture as you develop your own NBA franchise including players, coaches, logos, jerseys, venues, and contracts.

ITEMS

As you gain new packs, you will have an abundance of items for your team. To scroll through multiple pages of items, move  and . You can also mark all items by pressing . This marks all of your items across all pages—not just the page you're currently viewing—to make clearing out your inventory quick and easy.

PLAYER ITEMS

Move  and  to scroll through players on your Ultimate team and view their detailed information. Press  to see all the information at once on the Player Details page.

COACH

Decide which playbook your team will use to work toward victory in the next game.

LOGO

Choose the perfect logo to represent your team. Updates will reflect on your menu background, as well as the in-game commentary team name used.

JERSEYS


Choose home and away jerseys for your team. Feel free to get creative—the two types of jerseys don't have to match your Ultimate Team logo or even each other!

VENUE

Select your home arena to be the setting for future home games.

CONTRACTS

To get out on the court, players must have available Contracts that can be purchased in packs. Each Contract can only be applied to a single player. Every time a player in your Active Lineup enters a game, he spends one of his Contracts.

To apply a Contract to a player, highlight the player and press  to bring up the Actions menu. Select APPLY CONTRACT and choose the Contract you would like to apply to that player.

EDIT FRANCHISE

Select EDIT FRANCHISE to edit your team name, logo, coach, jersey, or arena. You can also delete your team if you want a fresh start. This will delete everything associated with your team, including your coin reward balance. Deleted data cannot be recovered and only your NBA Points will remain.

ACTIVE LINEUP

View your players and set them up for action on the court. Compare players, swap player positions, search your franchise for replacement players, sell items for coins, and customize everything from your jerseys to your coaches.

SWAPPING PLAYER POSITIONS

Make sure your players are in the best positions on the court to encourage smart plays and teamwork. To swap player positions, highlight a player and press **X**, highlight a second player, and a comparison of their stats appear in the lower left corner of the screen. Press **X** while highlighting the second player to swap his position with the first player's.

CHANGING YOUR ACTIVE LINEUP

If your team is underperforming, you can change your Active Lineup to bring in players with different attributes. Highlight a player and press **A** to access the Actions menu. Here, select **SWAP WITH FRANCHISE** to remove the currently selected player from the lineup and search your franchise for a replacement player.

If you'd prefer to leave the player's slot empty for now, select **SEND TO FRANCHISE** to remove the player without immediately replacing him. You will need to replace the player before entering another game.

You can also discard any player not in your active lineup from your franchise in exchange for coins.

CUSTOMIZING YOUR TEAM

You can customize your team further by swapping out your coach, logo, jerseys, or venue. Press **D** while viewing the Active Lineup screen to get started.

PACKS

Packs contain players and other valuable items for your team. Each pack has a set composition, but the exact items are random. Some packs are more likely to contain certain types of players, so purchase gold packs for a better shot at obtaining a gold player, etc. You can purchase packs with coins you've earned in-game or NBA Points purchased with real-world currency. You also earn packs as you level up by completing Fantasy Challenges in Ultimate Team or by completing all tasks in your GM List.

If you like the items in a pack, you can place them in your franchise. If not, you can put them up for auction or discard any unwanted items for coins. This year, you can keep duplicate players in your franchise—but you can't play with a team that has duplicate players in your Active Lineup.

AUCTIONS

Auctions let you buy and sell items with other players. You can use filters to search Auctions for exactly what you want, and then plan your bidding strategy carefully to try to win and purchase it! You can also put your items up for auction and set the duration, starting price, and buy now price for the item in Auction.

FANTASY CHALLENGES

Play a series of games to earn extra coins and packs as rewards. You'll be pitted against opponents with skills in specific areas.

Some Fantasy Challenges have special entry requirements you must meet in order to participate. Fantasy Challenges exhibiting red expiration dog-ears are available for a limited time only and usually offer extra coin or pack rewards. Keep an eye out for Weekly Challenges that will come throughout the season—they're available for a limited time only and usually offer extra coin and pack rewards.

RISING STAR

Start a career with your Created Player and work your way to becoming a star player. You'll be able to choose your position and upgrade skills as you progress through your career, beginning with the Adidas® Rookie Showcase.

Are you a Passer Point Guard who makes sure the ball gets into the right hands? Or do you prefer to hold down the paint as a Rim Protector Center? Choose your desired position, develop your skills, and become a key player on your team to see if you have what it takes to become a superstar in the NBA.

PERFORMANCE GRADE

Test your skills on the court and see how well you perform with Performance Grade. Your performance will be graded on more than 85 unique on-court actions for your chosen position or on-court style. If you perform well, you'll earn SP and win your coach's approval to potentially gain more playing time!

ROLE & MINUTES

When you're drafted into the NBA, it's up to you to earn your starting role. As you progress, upgrade your skills with SP and increase your Overall Rating to move up the depth chart. When your Overall Rating is higher than the top player at your position, you'll become a starter. Gain minutes based on your role and your average Performance Grade from recent games. Management will re-evaluate your minutes based on your grade in upcoming games. Play like a star, and you'll become one.

GAMEDAY

Play or simulate games against CPU-controlled teams, view the calendar, and check out the latest news from around the NBA. Keep an eye on your SP as you progress through the mode. When you have enough SP, head to Skills Progression and start developing your player's key skills.

MY RISING STAR

Keep a finger on the pulse of your Rising Star's development as you progress. Career Accomplishments allow you to review what you've achieved so far, including stat titles, performance bonuses, awards, and championships. Check out your progress for specific Career Milestones. View your past 10 grades and current role/minutes in the Grade Breakdown screen.

Keep improving and play smart if you want to rack up points! Based on your performance, you'll receive points for success or have them taken away if you're not up to snuff.

DYNASTY™

Ever wonder what it's like to manage and coach your own NBA team and build a franchise dynasty? In Dynasty mode, you can build a team from current rosters or create a fantasy draft. After that, it's up to you to train players and make key decisions from the GM's Desk. Over 25 seasons, you'll have to make smart managerial decisions, spend your budget wisely, try to win championships, and think long term if you're going to build your team into a true NBA dynasty!

GAMEDAY

View your season calendar to play or simulate games against CPU-controlled teams. When simulating, you'll get a play-by-play of everything happening on the court. During simulation, you can jump-in and take control at any time. You'll also receive all of the essential information you need to build your dynasty—and your NBA legacy.

As you fulfill team objectives, you earn Staff Points (STP). Spend these to upgrade your staff, which impacts the effectiveness of player training, the speed of players' recovery from injuries, and the information scouts provide for the NBA Draft.

Before diving into a game, you can also view news on other teams in the NBA or check out any recent happenings around your organization in notifications.

TEAM MANAGEMENT

The Team Management tab is where you make the critical decisions that will ensure your franchise has the right players representing you on the hardwood each night. Championships may be decided on the floor, but it's your job in the front office to stay on top of salaries, set up trades, and sometimes place players on the Trade Block to see what kinds of offers may turn up in return. You can also sign free agents, view upcoming free agents to plan your off-season strategy, or release players who did not make the cut.

DEVELOP YOUR TEAM

Before your team can hit the ground running, it needs a game plan. Break down your team's strengths and weaknesses in Team Roster, and then dole out playing time through your Player Rotation. Study your Playbook or adjust your Defensive Strategies to get ready for your next opponent.

You can also view your Player Satisfaction levels and developmental progress. Make sure your decisions on and off the court are getting the most out of your team!

LEAGUE CENTRAL

See where you stand in the Power Rankings, view Season Standings, check out the League Leaders, and review Player and Team Stats. You can also see recent winners of the Player of the Month awards throughout the season. Once the season is winding down, take a look at the All Team Awards and MVP Candidates to see the current front-runners for one of the most coveted awards in basketball.

LIVE SEASON

LIVE Season is a living gameplay experience that is as dynamic as the NBA. Ever wanted to relive a basketball player's winning moment on the court, or try to rack up the same stats as your favorite team when they've been scoring big? LIVE Season lets you do just that, using Synergy™ Sports Technology to provide new playable content throughout basketball season based on real NBA action.

BIG MOMENTS

Replay the NBA's biggest moments from the night before. Some challenges are individual player objectives, while others are objectives for the entire team to complete. For instance, you might have to make the winning shot before the buzzer or perform with the same consistency as a team that had a great night on the court. Unlike NBA Rewind games, BIG Moments challenges are shorter than a full game, ranging from one minute to two quarters.

HOT SPOT CHALLENGES

Jump into Hot Spot Challenges to recreate real-world performances as your favorite players or teams, and nail the same shots in the same situations in the real NBA. Once on the floor, shoot from the hot spots marked on the court and relive the game like never before.

NBA REWIND

NBA Rewind returns to *NBA LIVE 16* so you can step into the shoes of players from your favorite NBA teams to complete Challenge Objectives. Depending on how a team performed the night before, you might be tasked with scoring a certain number of points as a specific player or trying to beat the numbers of a top scorer. All of these challenges are based on real NBA game results and statistics, and they're available immediately after they happen to keep you in the action.

JUMP-IN

The Jump-In feature can be found under the NBA Rewind panel where you can jump right into the action within any Rewind challenge to pick up and play. Scrub the timeline to play either as little or as much of a Rewind as you'd like, and watch the challenge criteria change on the fly based on the real-world scenario!

RANKED HEAD-TO-HEAD

Ranked Head-to-Head play lets you challenge other *NBA LIVE 16* players to see who has the best moves on the court. Compete and dominate in Ranked Matches to advance up the Leaderboard.

BEST-OF-SEVEN


Invite and compete in the Playoffs against your friends in a Best-of-Seven series. The first to win four games claims victory and the trophy! If your friend takes home the trophy, start a new series with them and try to steal their prized possession.

TIP-OFF

Jump straight onto the court against friends or the CPU in the Tip-Off quick play mode. Choose your team and opponent team, and then set your starting lineup, game settings, and coach options before hitting the court.

STAY CONNECTED

EA SPORTS™ HOOPS NETWORK (HOOPSNET)

EA SPORTS Hoops Network (HoopsNet) is your connection to all of your friends in *NBA LIVE 16*—and now you can access it with just the click of a button. Press  to access HoopsNet anytime while viewing the main menu. Here, you can see your profile and your friends' recent accomplishments and scores, and compare your progress throughout every feature in the game.

MY PROFILE

Visit your profile to view your recent activity and history, and the amount of RP you have earned.

LIVE FEED

View a live activity feed from across *NBA LIVE 16*. You can view news items from each of your friends and see their progress in all game modes.

EAS HOOPSNET NOTIFICATIONS

EAS HoopsNet Notifications keep you up to date on what your friends are doing in *NBA LIVE 16*. You will only see notifications from friends. These notifications show friends' accomplishments in LIVE Ultimate Team, scores from LIVE Season challenges, and any ranked Head-to-Head game challenges they send you, among other things.

SYNERGY SPORTS TECHNOLOGY

Synergy Sports Technology keeps you connected to actual events in the NBA—all season long. A direct feed of player's Stats and Tendencies dynamically affects your ratings and performance, as well as the in-game artificial intelligence. Once a game is finished in real life, *NBA LIVE 16* takes Synergy data and recreates LIVE Season challenges based on the stats and highlights from that game.

WARRANTY

NOTE: Warranty does not apply to digital download products.

LIMITED WARRANTY

Electronic Arts Pty Ltd warrants to the original purchaser of this computer software product that the recording media on which the software programs are recorded will be free from defects in materials and workmanship for 90 days from the date of purchase. During such period defective media will be replaced if the original product is returned to Electronic Arts at the below address, together with a dated proof of purchase, a statement describing the defects, the faulty media and your return address. This warranty does not apply to the software program themselves, which are provided "as is", nor does it apply to media which has been subject to misuse, damage or excessive wear. The benefits to you by this Limited Warranty are in addition to other rights or remedies you may have under a law in relation to the goods to which the warranty relates. Our goods come with guarantees that cannot be excluded under the Australian Consumer Law.

You are entitled to a replacement or refund for a major failure and for compensation for any other reasonably foreseeable loss or damage. You are also entitled to have the goods repaired or replaced if the goods fail to be of acceptable quality and the failure does not amount to a major failure. Goods presented for repair may be replaced by refurbished goods of the same type rather than being repaired. Refurbished parts may be used to repair the goods. If you have any questions please contact Electronic Arts on the details below. If goods covered by this Limited Warranty are defective, Electronic Arts will reimburse you for the reasonable direct costs which you incur in making your claim subject to you providing us with original receipts of those direct costs with your claim.

AUSTRALIA

Electronic Arts Customer Warranty

Electronic Arts Pty Ltd, GPO Box 1547, Sydney, NSW 2001

Tel: +61 3 8820 5177

Website: <https://help.ea.com/>

RETURNS AFTER WARRANTY

Electronic Arts will replace user-damaged media, current stocks allowing, if the original media is returned with a cheque or postal order for AUD\$15 per disc, payable to Electronic Arts Pty Ltd. If you have any queries on warranty replacements or user-damaged discs or manuals, please contact EA via <https://help.ea.com/>. Please note that this is only for warranty and NOT technical queries. Please remember to include full details of the defect, your name, Non-P.O. Box address and, where possible, a daytime telephone number where we can contact you.

NEW ZEALAND

Electronic Arts Customer Warranty

Fiveight Distribution, PO Box 305-140, Triton Plaza, North Shore 0757

Tel: +64 9951 8377

Website: <https://help.ea.com/>

RETURNS AFTER WARRANTY

Electronic Arts will replace user-damaged media, current stocks allowing, if the original media is returned with a cheque or postal order for NZ\$15 per disc, payable to Fiveight Distribution Ltd. If you have any queries on warranty replacements or user-damaged discs or manuals, please contact EA via <https://help.ea.com/>. Please note that this is only for warranty and NOT technical queries. Please remember to include full details of the defect, your name, Non-P.O. Box address and, where possible, a daytime telephone number where we can contact you.

NEED HELP?

NBA LIVE 16 SUPPORT INFORMATION

For problems with User Generated Content please take the following steps:

- Go to <http://help.ea.com>
- Select NBA LIVE 16 as the product
- Select your product platform
- Select Topic Report Cheating / Harassment
- Select Issue Type Report Cheating / Harassment
- In the issue description field, please report the following:
 - Offending User's OnlineID
 - Description of the violation
 - Approximate time when the violation occurred
- Be sure to provide accurate contact information before submitting the ticket

EA CUSTOMER SUPPORT ON THE INTERNET

Problem? Question? If you are having problems with your game, we are here to help.

AUSTRALIA

Online Customer Support:

<https://help.ea.com/>

EA's Online Customer support provides free live chat, email support, and community resources on Answer HQ.

Electronic Arts Australia Support Hotline:

+61 3 8820 5177

Operating hours from 9am - 6pm AEST
Monday to Friday. Closed on National
Australian Public Holidays. Calls charges
from mobile and public phones are higher.

NEW ZEALAND

Online Customer Support:

<https://help.ea.com/>

EA's Online Customer support provides free live chat, email support, and community resources on Answer HQ.

Electronic Arts New Zealand, Games Hotline:

+64 9951 8377

Operating hours from 9am - 9pm 7 days a
week. Calls charges from mobile and public
phones are higher.

KEEP UP WITH THE LATEST EA NEWS..!

Check out all the latest EA news, downloads and updates on www.ea.com/au/news or visit www.ea.com/au to register for an Origin Account and get all the latest info and exclusives delivered directly to your inbox.