

Appendix: Zigbee

Contents

Appendix A: DTS Bandwidth.....	3
Test Result.....	3
Test Graphs.....	4
Appendix B: Occupied Channel Bandwidth.....	6
Test Result.....	6
Test Graphs.....	7
Appendix C: Maximum conducted output power.....	9
Test Result.....	9
Test Graphs.....	10
Appendix D: Maximum power spectral density.....	12
Test Result.....	12
Test Graphs.....	13
Appendix E: Band edge measurements.....	15
Test Result.....	15
Test Graphs.....	16
Appendix F: Conducted Spurious Emission.....	17
Test Result.....	17
Test Graphs.....	18
Appendix G: Duty Cycle.....	23
Test Result.....	23
Test Graphs.....	24

Appendix A: DTS Bandwidth**Test Result**

Test Mode	Antenna	Channel	DTS BW [MHz]	FL[MHz]	FH[MHz]	Limit[MHz]	Verdict
Zigbee	Ant1	2405	1.62	2404.20	2405.50	0.5	PASS
		2440	1.70	2439.21	2440.10	0.5	PASS
		2475	1.55	2474.25	2475.25	0.5	PASS

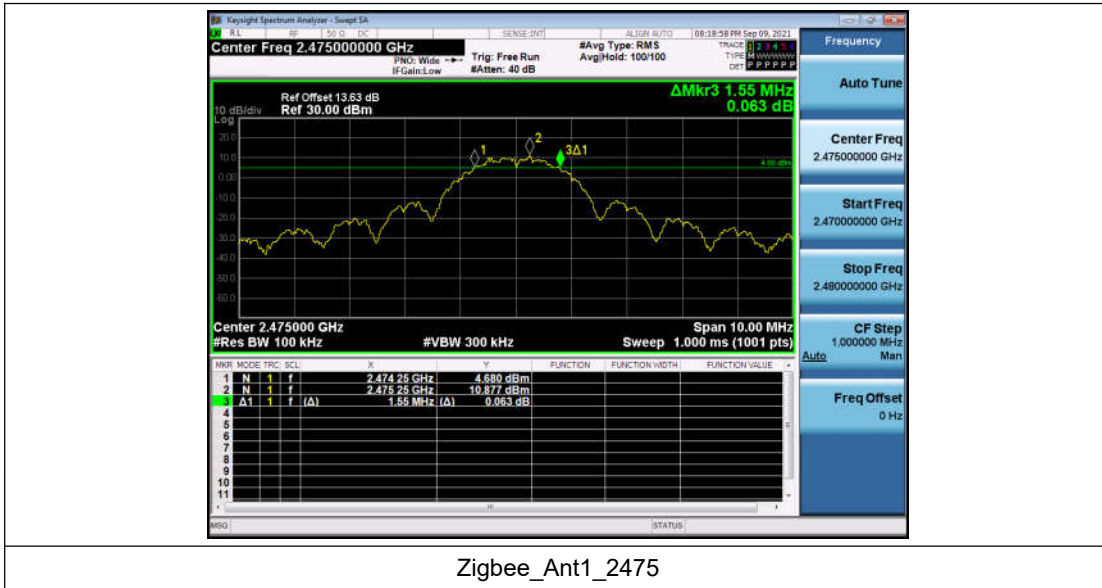
Test Graphs



Zigbee_Ant1_2405



Zigbee_Ant1_2440



Appendix B: Occupied Channel Bandwidth

Test Result

Test Mode	Antenna	Channel	OCB [MHz]	FL[MHz]	FH[MHz]	Limit[MHz]	Verdict
Zigbee	Ant1	2405	2.4490	1.1805	3.6295	---	PASS
		2440	2.4593	1.21035	3.66965	---	PASS
		2475	2.4537	1.24815	3.70185	---	PASS

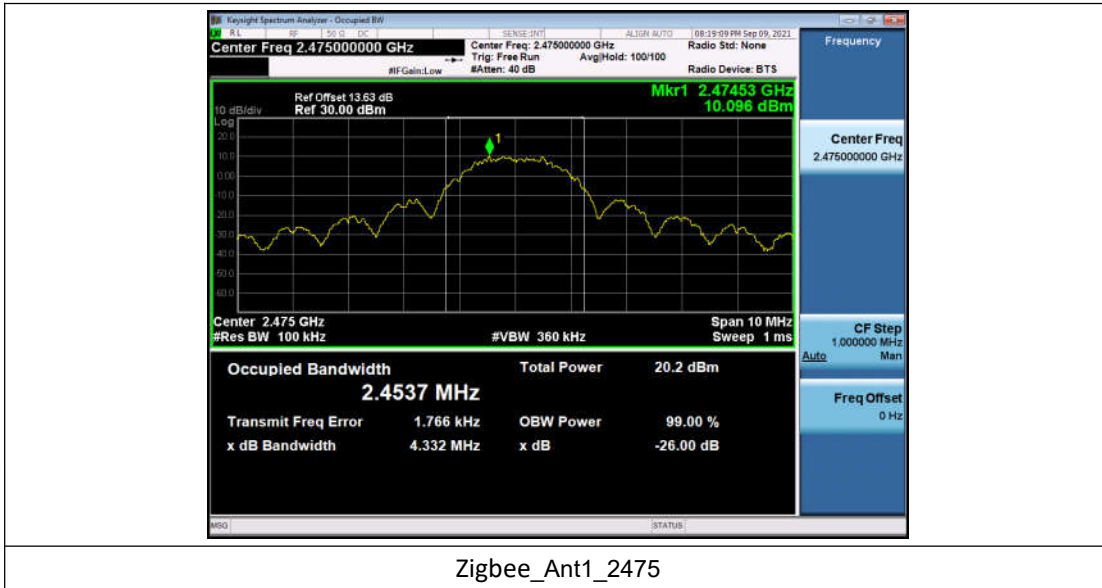
Test Graphs



Zigbee_Ant1_2405



Zigbee_Ant1_2440



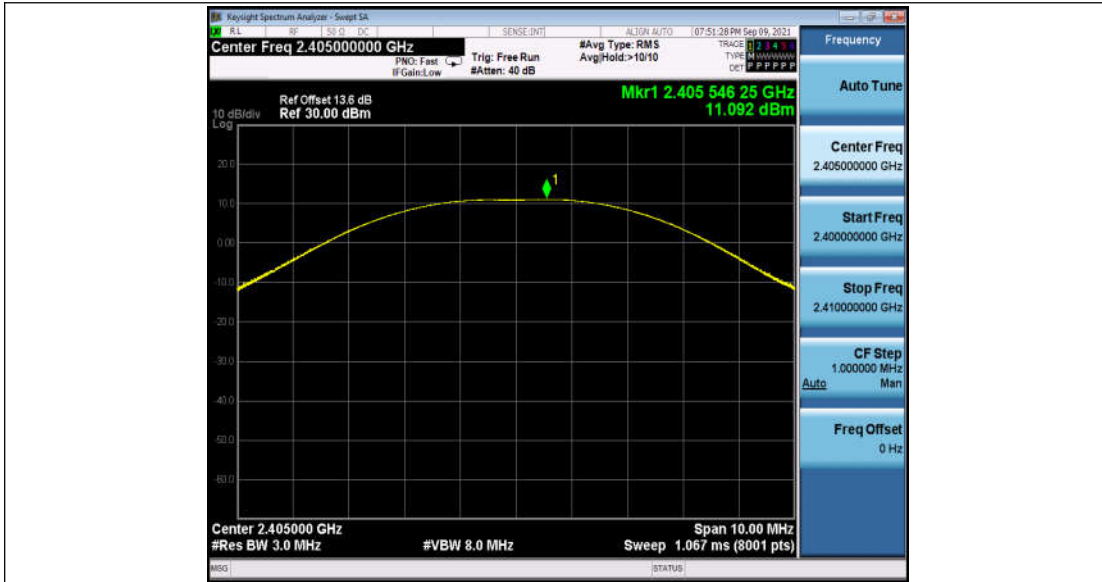
Zigbee_Ant1_2475

Appendix C: Maximum conducted output power

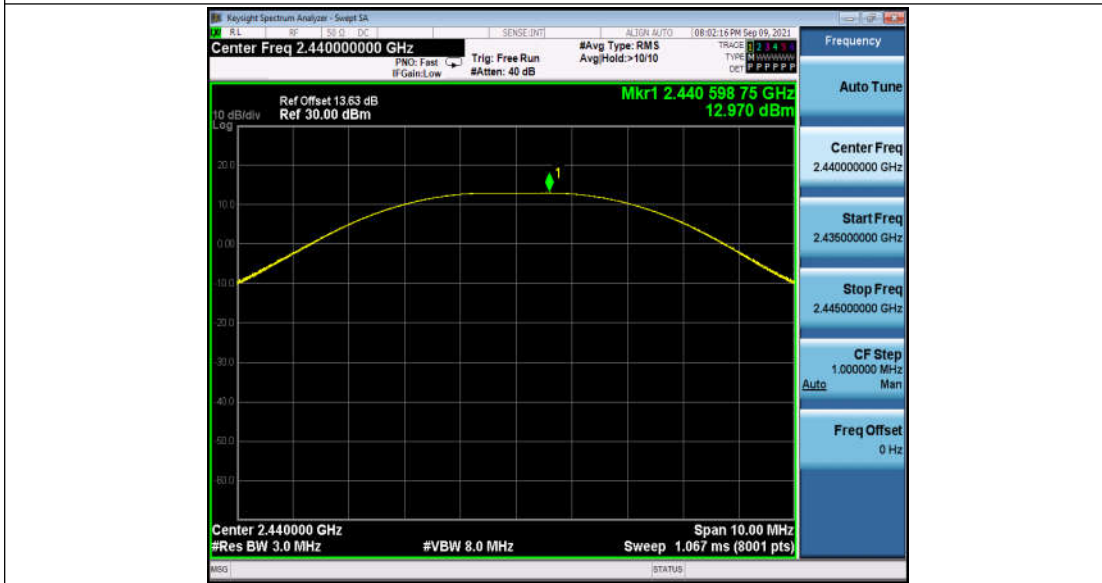
Test Result

Test Mode	Antenna	Channel	Result[dBm]	Limit[dBm]	Verdict
Zigbee	Ant1	2405	11.092	<=30	PASS
		2440	12.970	<=30	PASS
		2475	14.153	<=30	PASS

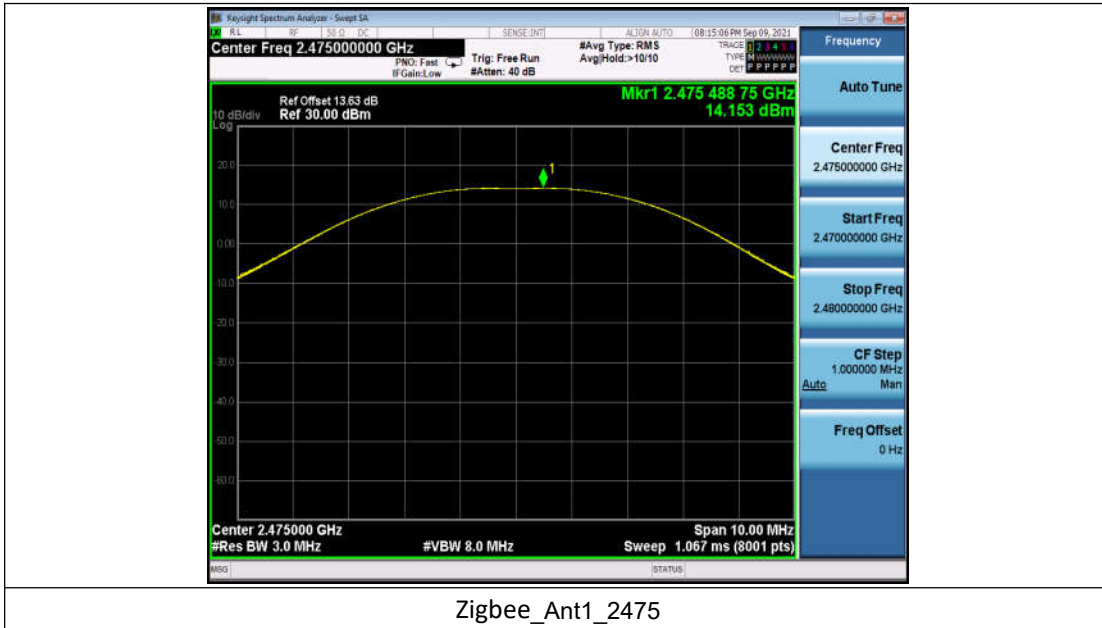
Test Graphs



Zigbee_Ant1_2405



Zigbee_Ant1_2440



Appendix D: Maximum power spectral density**Test Result**

Test Mode	Antenna	Channel	Result[dBm/3-100kHz]	Limit[dBm/3kHz]	Verdict
Zigbee	Ant1	2405	-4.373	<=8	PASS
		2440	-2.049	<=8	PASS
		2475	-0.844	<=8	PASS

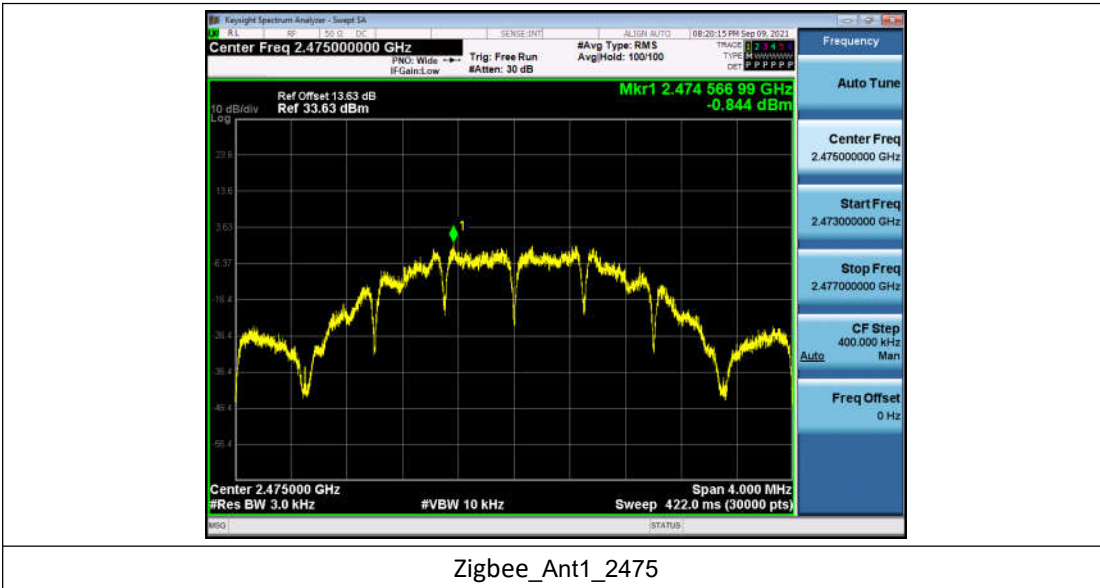
Test Graphs



Zigbee_Ant1_2405



Zigbee_Ant1_2440

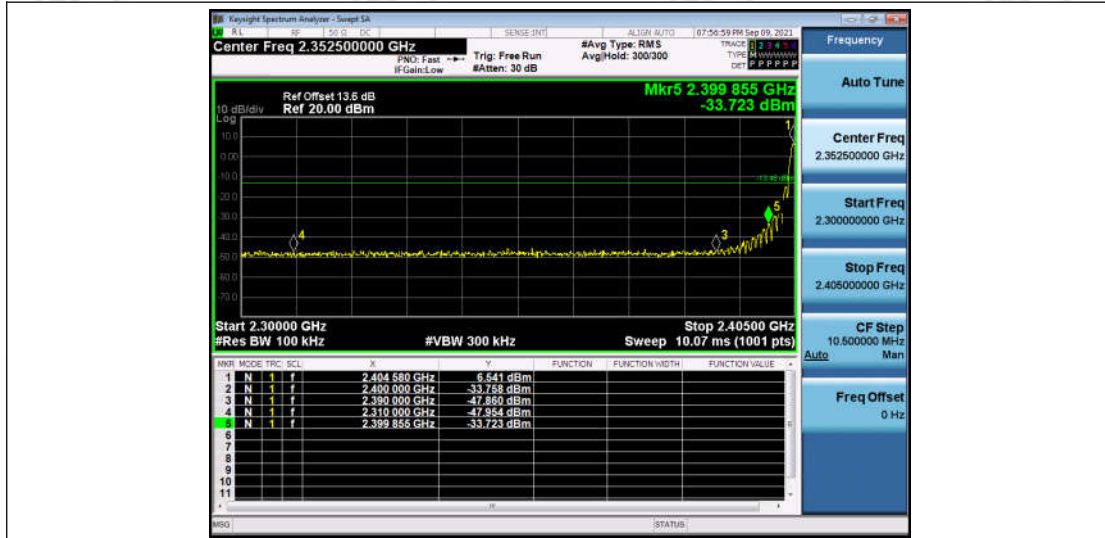


Zigbee_Ant1_2475

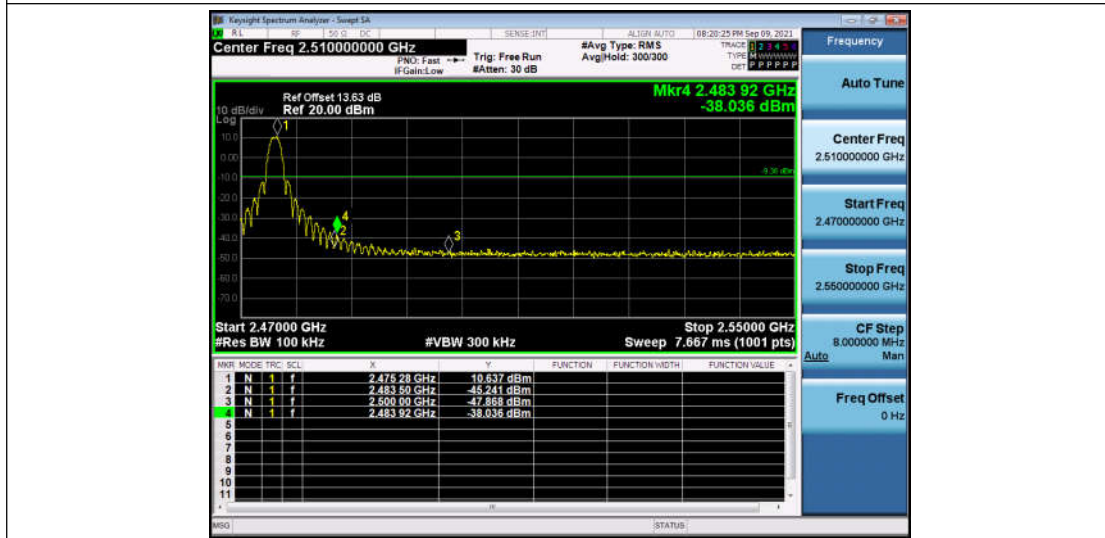
Appendix E: Band edge measurements**Test Result**

Test Mode	Antenna	Ch Name	Channel	Ref Level[dBm]	Result[dBm]	Limit[dBm]	Verdict
Zigbee	Ant1	Low	2405	6.541	-33.723	<=-13.459	PASS
		High	2475	10.637	-38.036	<=-9.363	PASS

Test Graphs



Zigbee_Ant1_Low_2405



Zigbee_Ant1_High_2475

Appendix F: Conducted Spurious Emission

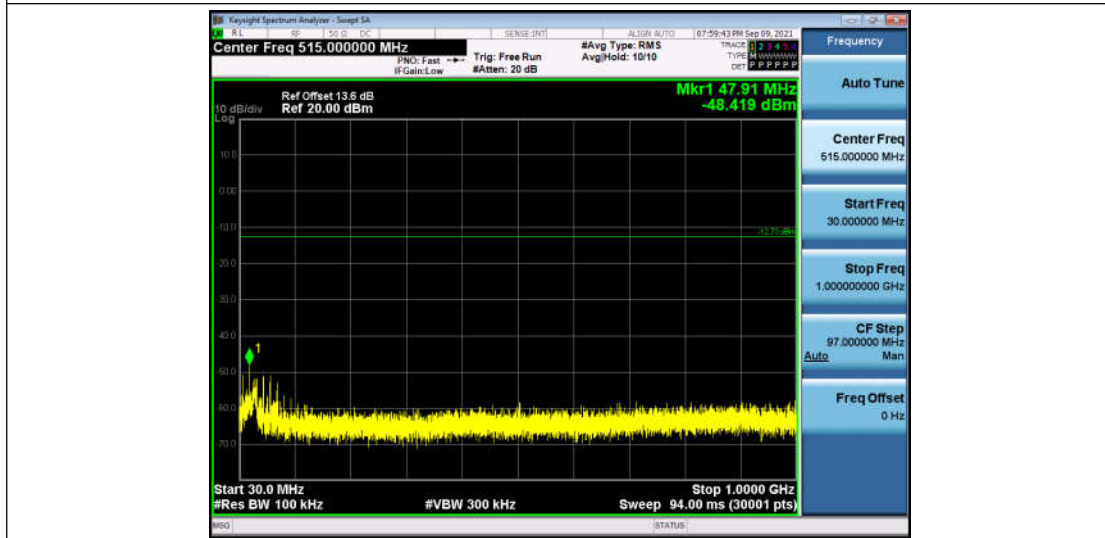
Test Result

Test Mode	Antenna	Channel	Freq Range [MHz]	Ref Level [dBm]	Result[dBm]	Limit[dBm]	Verdict
Zigbee	Ant1	2405	Reference	7.274	7.274	---	PASS
			30~1000	30~1000	-48.419	<=-12.726	PASS
			1000~26500	1000~26500	-48.813	<=-12.726	PASS
		2440	Reference	8.361	8.361	---	PASS
			30~1000	30~1000	-49.421	<=-11.639	PASS
			1000~26500	1000~26500	-49.471	<=-11.639	PASS
		2475	Reference	10.164	10.164	---	PASS
			30~1000	30~1000	-49.521	<=-9.836	PASS
			1000~26500	1000~26500	-47.814	<=-9.836	PASS

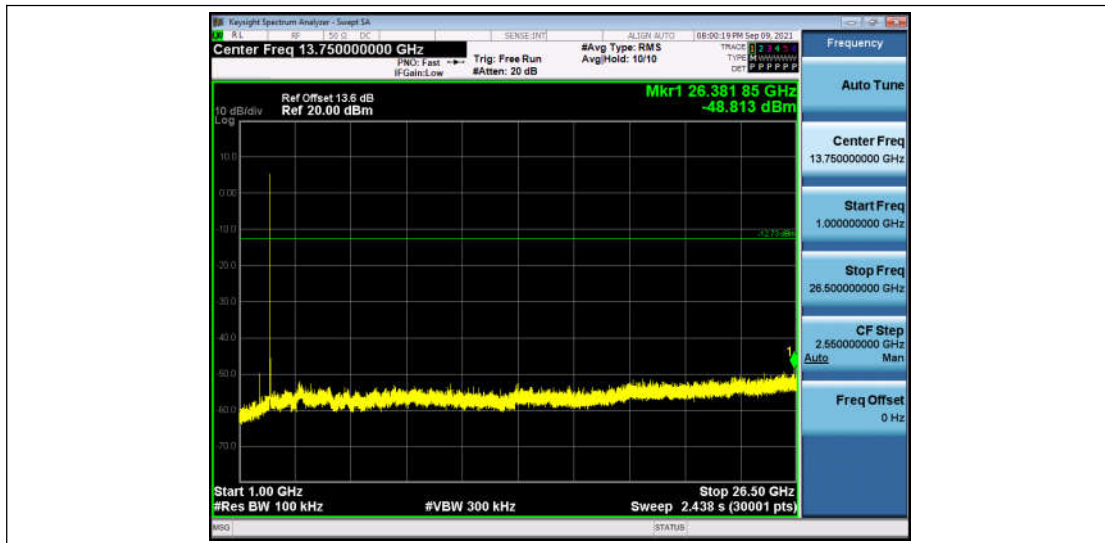
Test Graphs



Zigbee_Ant1_2405_0~Reference



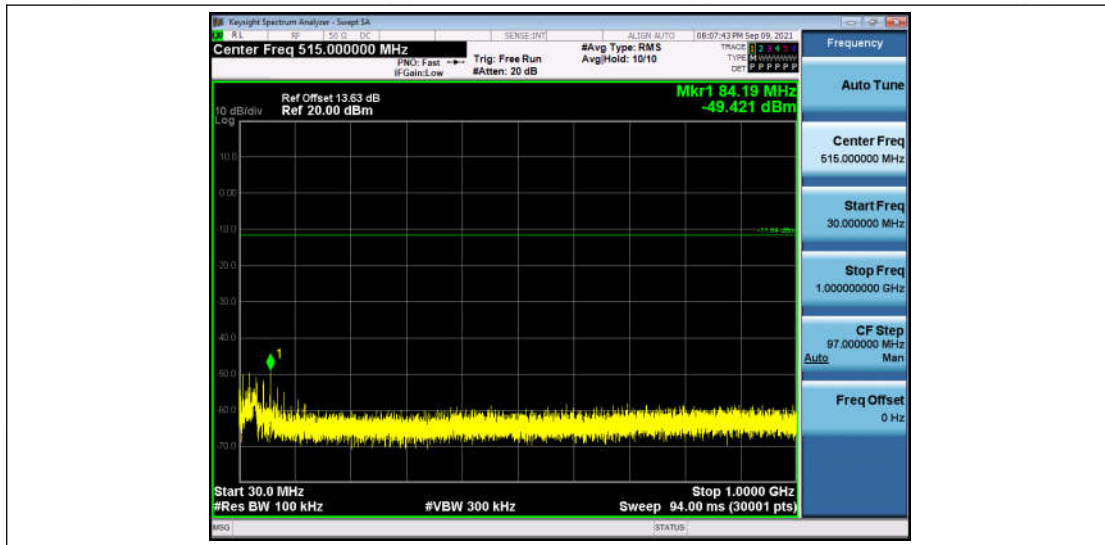
Zigbee_Ant1_2405_30~1000



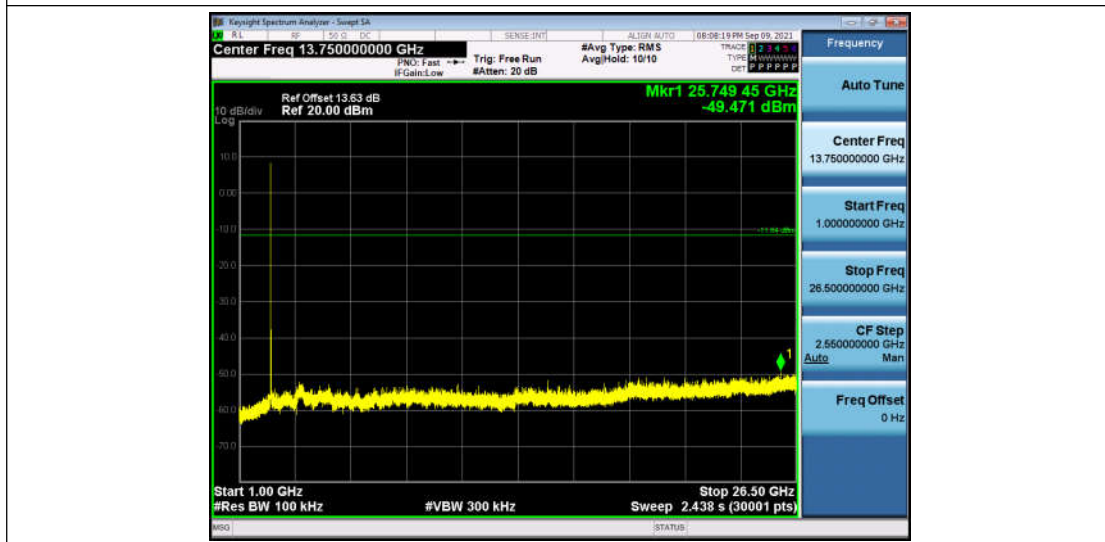
Zigbee_Ant1_2405_1000~26500



Zigbee_Ant1_2440_0~Reference



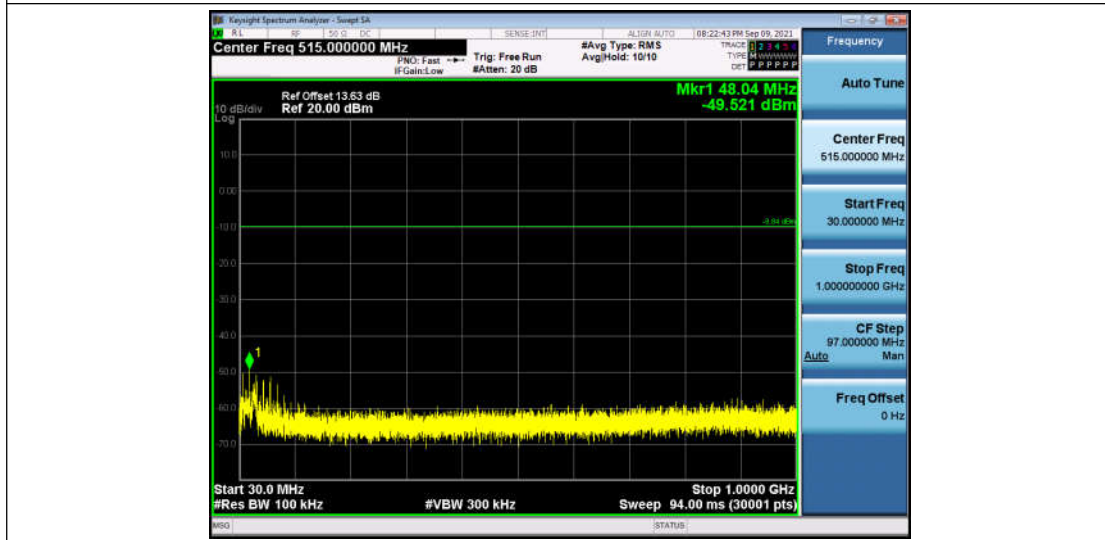
Zigbee_Ant1_2440_30~1000



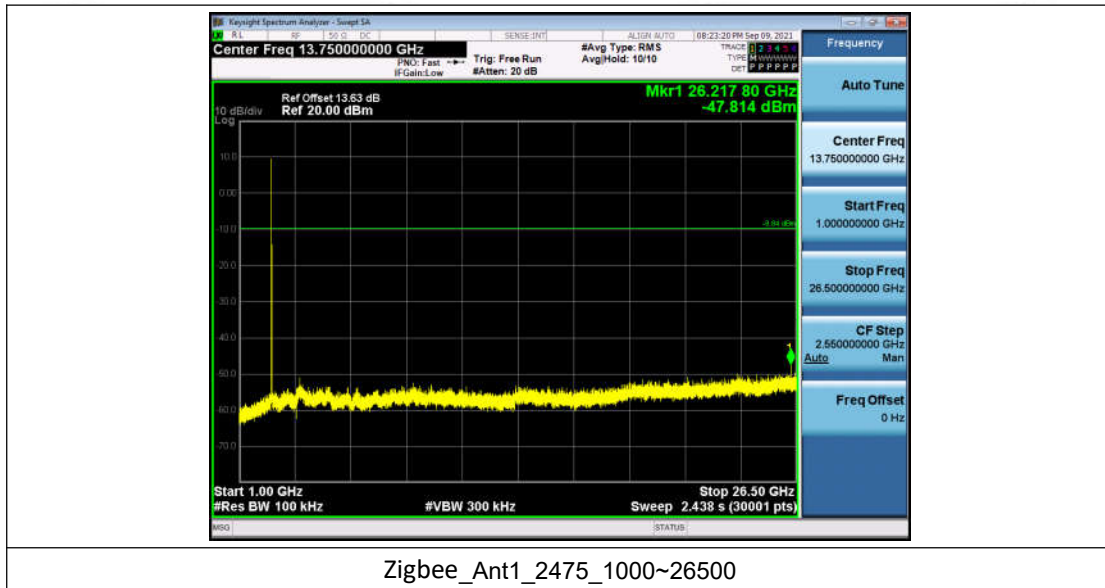
Zigbee_Ant1_2440_1000~26500



Zigbee_Ant1_2475_0~Reference



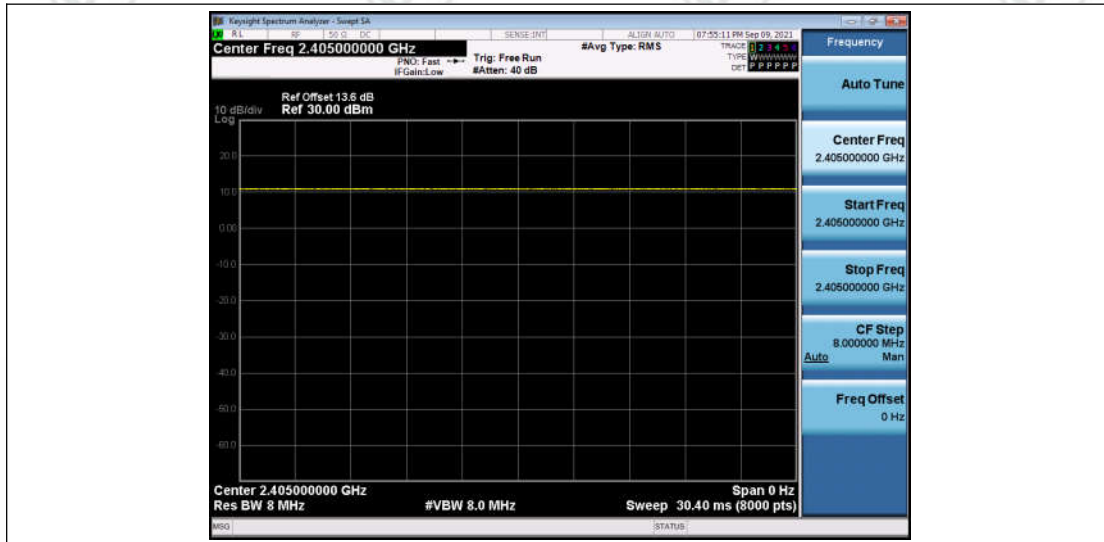
Zigbee_Ant1_2475_30~1000



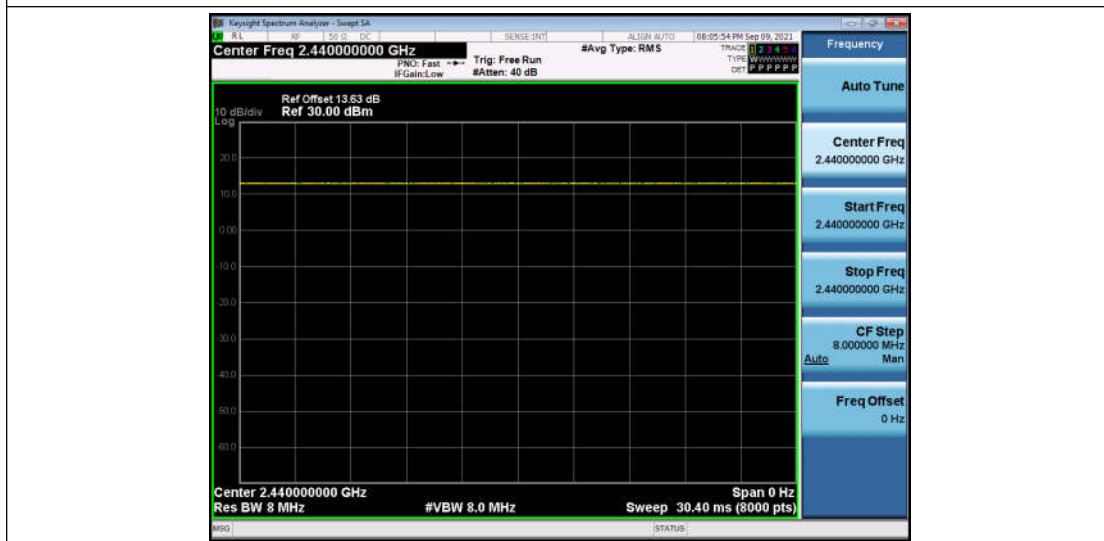
Appendix G: Duty Cycle**Test Result**

Test Mode	Antenna	Channel	Transmission Duration [ms]	Transmission Period [ms]	Duty Cycle [%]	Limit	Verdict
Zigbee	Ant1	2405	30.40	30.40	100	---	PASS
		2440	30.40	30.40	100	---	PASS
		2475	30.40	30.40	100	---	PASS

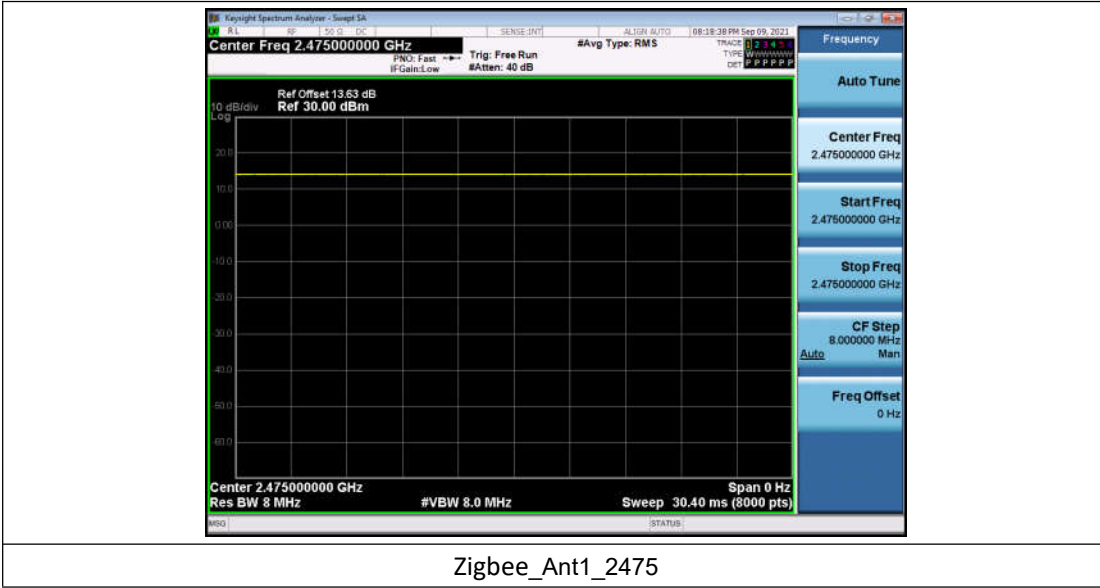
Test Graphs



Zigbee_Ant1_2405



Zigbee_Ant1_2440



*** End of Report ***