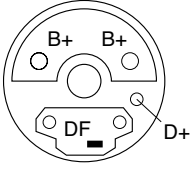
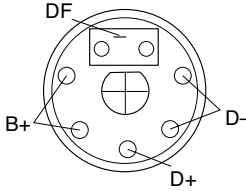
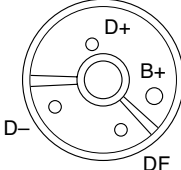
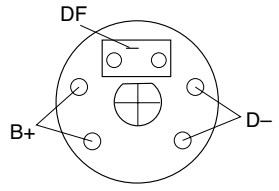
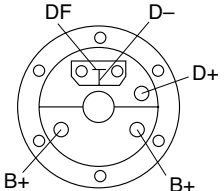
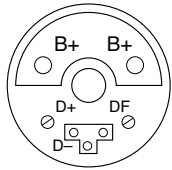
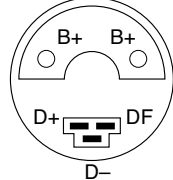
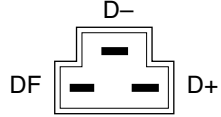
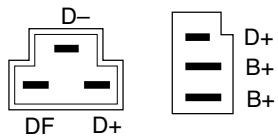
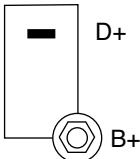
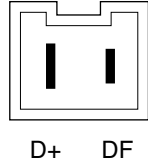
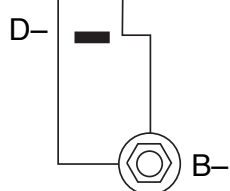
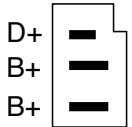
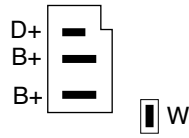
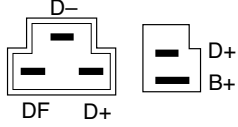
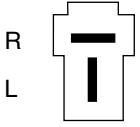
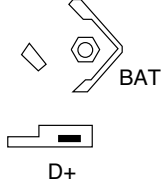
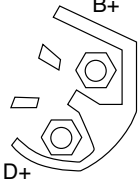
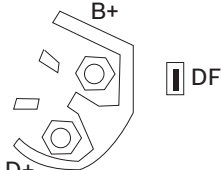
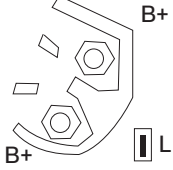
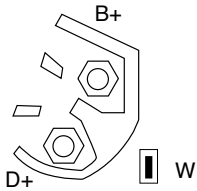
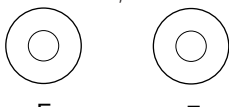
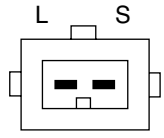
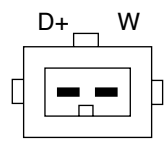


Voltage Regulator Plug Identification

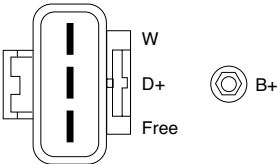
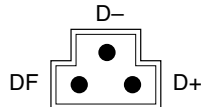

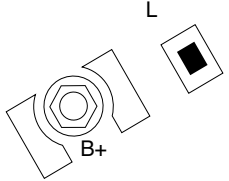
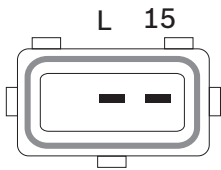
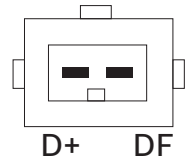
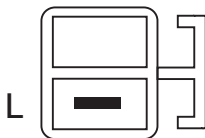
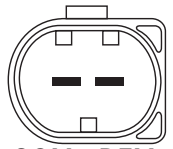

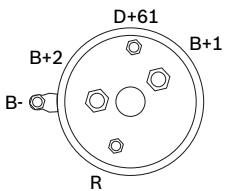
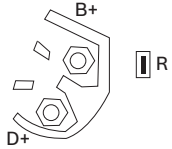
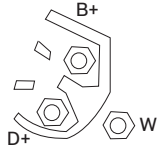


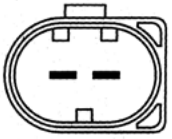
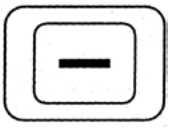
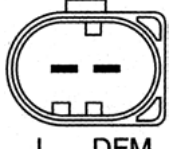


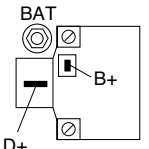
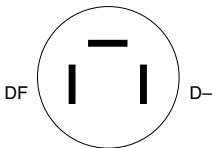
	BOSCH	CHRYSLER	DELCO	DUCELLIER (PARIS RHONE)	FORD	HITACHI
Positive (+)	B+, Bat			B+	Bat, B+	
Negative (-)	D-			D-		
Sense (+)			2, S	+	A	S
Ignition (+)	R		I, IG			R, IG
Stator	W		P, R	+	Stat, S	N
Indicator	D+, L		1	L		L
Field	DF	F(1), F(2), F	F	D+, D-	FLD, F	F
Computer			F			
Lamp			L		I	
Not Used			D			D

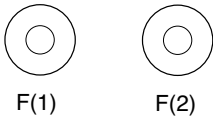

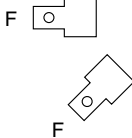
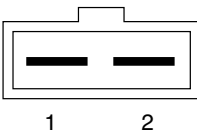
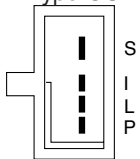
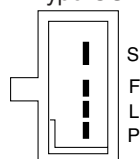
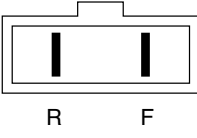
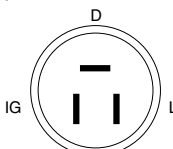
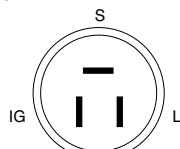
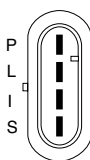
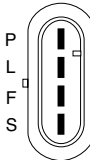
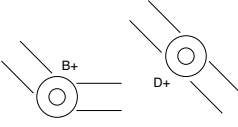
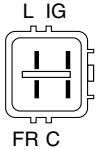
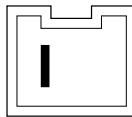
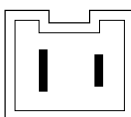
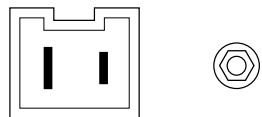
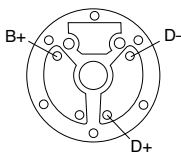
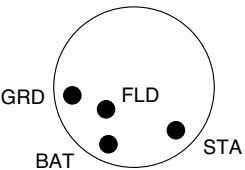
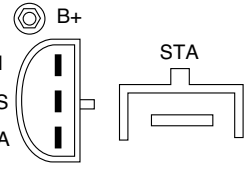
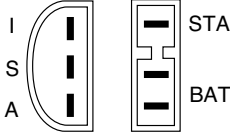

	LUCAS	MANDO	MARELLI	MITSUBISHI	MOTOROLA	NIPPONDENSO	SEV MARCHAL
Positive (+)	B+			A	BAT		B+
Negative (-)	B-			E	D-	E	D-
Sense (+)	S	S		S, A		S	
Ignition (+)		R		R, IG, D		IG, R	
Stator		P		N, P		N, P	
Indicator	D+	L	30, D+	L	D+	L	61, D+
Field			67	F	DF	F	DF
Computer				C, G, Fr		C, FR	
Lamp				I			
Not Used				D		D	

BOSCH			
<p>B 1</p>  <p>Reg. Type: ER</p>	<p>B 2</p>  <p>Reg. Type: ER</p>	<p>B 3</p>  <p>Reg. Type: ER</p>	<p>B 4</p>  <p>Reg. Type: ER</p>
<p>B 5</p>  <p>Reg. Type: ER</p>	<p>B 6</p>  <p>Reg. Type: ER</p>	<p>B 6-S</p>  <p>Reg. Type: ER</p>	<p>B 7</p>  <p>Reg. Type: ER</p>
<p>B 10</p>  <p>Reg. Type: ER</p>	<p>B 11</p>  <p>Reg. Type: ER</p>	<p>B 13</p>  <p>Reg. Type: ER</p>	<p>B 14</p>  <p>Reg. Type: ER</p>
<p>B 15</p>  <p>Reg. Type: IR</p>	<p>B 15-W</p>  <p>Reg. Type: IR</p>	<p>B 16</p>  <p>Reg. Type: ER</p>	<p>B 17</p>  <p>Reg. Type: IR</p>
<p>B 18</p>  <p>Reg. Type: IR</p>	<p>B 19</p>  <p>Reg. Type: IR</p>	<p>B 19-DF</p>  <p>Reg. Type: IR</p>	<p>B 19-L</p>  <p>Reg. Type: IR</p>
<p>B 19-W</p>  <p>Reg. Type: IR</p>	<p>B 20 Fits Chrysler AL122X, AL584X AL588X, AL589X</p>  <p>Reg. Type: ER</p>	<p>B 21 Fits AL595X</p>  <p>Reg. Type: IR</p>	<p>B22</p>  <p>Reg. Type: IR</p>

Voltage Regulator Plug Identification


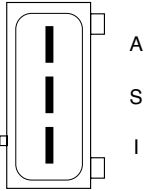

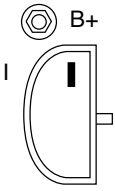
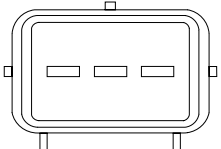
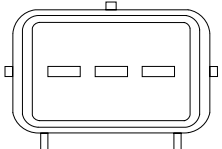
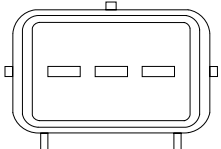
BOSCH (cont'd)

<p>B 23</p>  <p>Reg. Type: IR</p>	<p>B 24</p>  <p>Reg. Type: ER</p>	<p>B 25</p>  <p>Reg. Type: IR</p>	<p>B 26</p>  <p>Reg. Type: IR</p>
<p>B 27</p>  <p>Reg. Type: IR</p>	<p>B 29</p>  <p>Reg. Type: IR</p>	<p>B 30</p>  <p>Reg. Type: IR</p>	<p>B 31</p>  <p>Reg. Type: IR</p>
<p>B 32</p>  <p>Reg. Type: IR</p>	<p>B 33</p>  <p>Reg. Type: IR</p>	<p>B 34</p>  <p>Reg. Type: IR</p>	<p>B 35</p>  <p>Reg. Type: IR</p>
<p>B 36</p>  <p>Reg. Type: ER</p>	<p>B 37</p>  <p>Reg. Type: IR</p>	<p>B 38</p>  <p>Reg. Type: IR</p>	<p>B 39</p>  <p>Reg. Type: IR</p>
<p>B 40</p>  <p>Reg. Type: ER</p>	<p>B 41</p>  <p>Reg. Type: ER</p>	<p>B 42</p>  <p>Reg. Type: IR</p>	<p>B 78 Fits VW</p>  <p>Reg. Type: IR</p>
<p>B 82 Fits VW</p>  <p>Reg. Type: ER</p>			

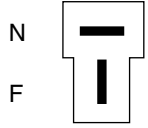

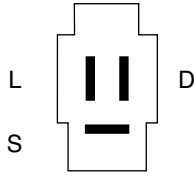
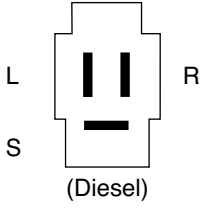
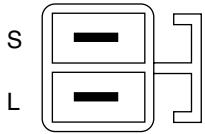
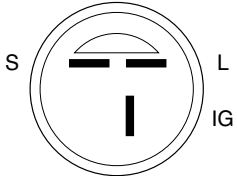
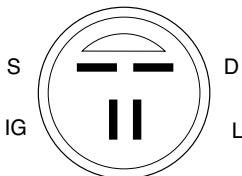
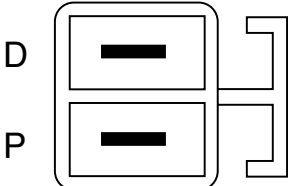
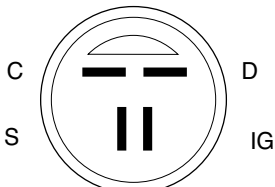
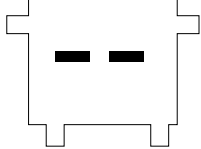
CHRYSLER			
<p>C1</p>  <p>Reg. Type: ER</p>	<p>C2</p>  <p>Reg. Type: ER</p>	<p>C3</p>  <p>Plug or Screw On Style</p> <p>Reg. Type: ER</p>	
DELCO			
<p>DR 1 Type SI</p>  <p>Reg. Type: IR</p>	<p>DR 2 Type CS</p>  <p>Reg. Type: IR</p>	<p>DR 3 Type CS</p>  <p>Reg. Type: IR</p>	<p>DR 4 Fits AL523X</p>  <p>Reg. Type: ER</p>
<p>DR 6 Type CS Fits Geo Only</p>  <p>Reg. Type: ER</p>	<p>DR 7 Type CS Fits Geo Only</p>  <p>Reg. Type: ER</p>	<p>DR 8 Fits CS130D</p>  <p>Reg. Type: ER</p>	<p>DR 9 Fits CS130D</p>  <p>Reg. Type: ER</p>
<p>DR10</p>  <p>Reg. Type: IR</p>	<p>DR11</p>  <p>Reg. Type: IR</p>		
DUCELLIER (Paris-Rhone)			
<p>DPR 1</p>  <p>Reg. Type: IR</p>	<p>DPR 2</p>  <p>Reg. Type: IR</p>	<p>DPR 4</p>  <p>Reg. Type: ER</p>	<p>DPR 5 Fits AL400X, AL401X</p>  <p>Reg. Type: ER</p>
FORD			
<p>F 1</p>  <p>Reg. Type: ER</p>	<p>F 2</p>  <p>Reg. Type: IR</p>	<p>F 3</p>  <p>Reg. Type: IR</p>	<p>F 4</p>  <p>Reg. Type: ER</p>




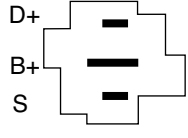
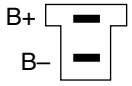
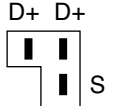
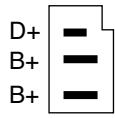
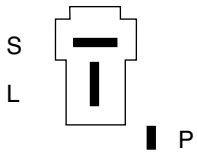

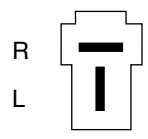
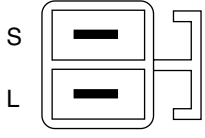
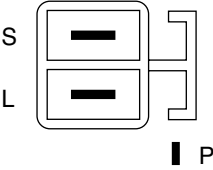
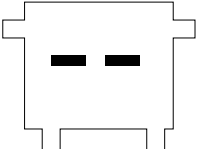
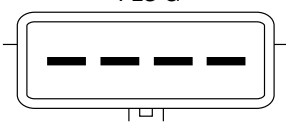
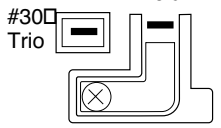
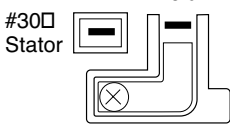
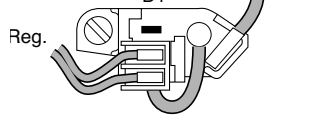
Voltage Regulator Plug Identification

FORD (cont'd)

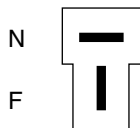

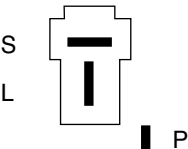
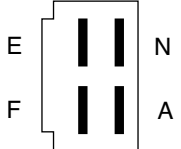

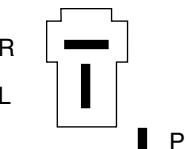

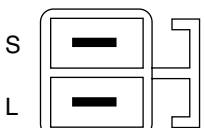
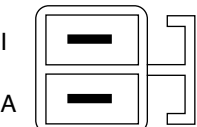
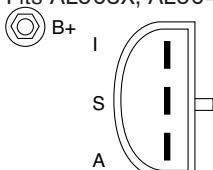
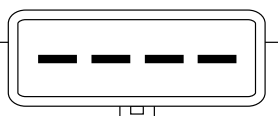
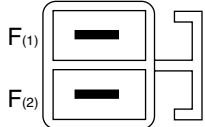
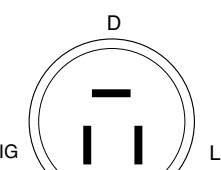
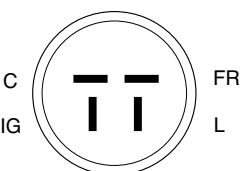

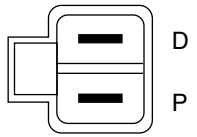
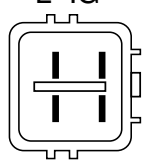
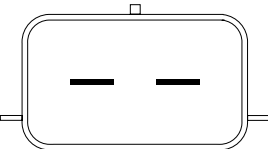


<p>F5</p>  <p>Reg. Type: IR</p>	<p>F6</p>  <p>Reg. Type: IR</p>	<p>F7</p>  <p>Reg. Type: IR</p>	<p>F8</p>  <p>Reg. Type: IR</p>
<p>F9 L/IG FR (+)</p>  <p>Reg. Type: IR</p>	<p>F10 L/IG D (+)</p>  <p>Reg. Type: IR</p>	<p>F11 (+) FR SIG</p>  <p>Reg. Type: IR</p>	

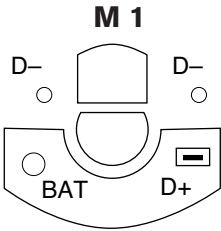
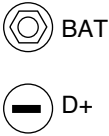
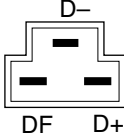
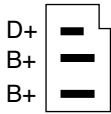
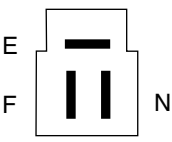
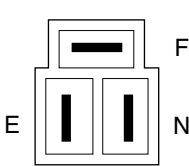
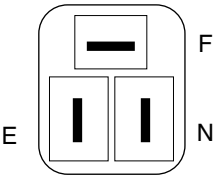
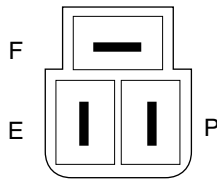
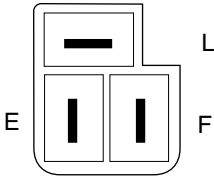
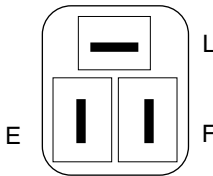
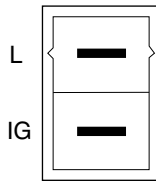
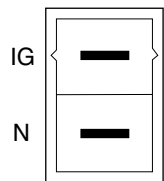
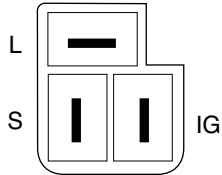
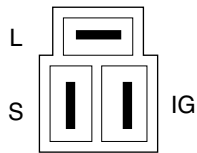
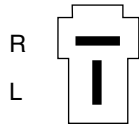
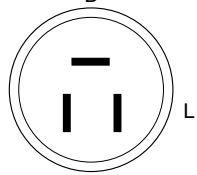
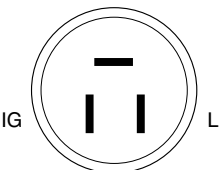



HITACHI

<p>H 1</p>  <p>Reg. Type: ER</p>	<p>H 2</p>  <p>Reg. Type: IR</p>	<p>H 3</p>  <p>Reg. Type: IR</p>	<p>H 4</p>  <p>Reg. Type: IR</p>
<p>H 7</p>  <p>Reg. Type: IR</p>	<p>H 8</p>  <p>Reg. Type: IR</p>	<p>H 9</p>  <p>Reg. Type: IR</p>	<p>H 10</p>  <p>Reg. Type: IR</p>
<p>H 11</p>  <p>Reg. Type: IR</p>	<p>H 12 L S</p>  <p>Reg. Type: IR</p>		

LUCAS			
<p>L 1</p>  <p>D+</p> <p>Reg. Type: IR</p>	<p>L 2</p>  <p>BAT</p>  <p>D+</p> <p>Reg. Type: IR</p>	<p>L 3</p>  <p>D+</p> <p>B+</p> <p>S</p> <p>Reg. Type: IR</p>	<p>L 8</p>  <p>B+</p> <p>B-</p>  <p>D+ D+</p> <p>S</p> <p>Reg. Type: IR</p>
<p>L 15</p>  <p>D+</p> <p>B+</p> <p>B+</p> <p>Reg. Type: IR</p>			
MANDO			
<p>MD 2-P</p>  <p>S</p> <p>L</p> <p>P</p> <p>Reg. Type: IR</p>	<p>MD 3</p>  <p>L</p> <p>S</p> <p>Reg. Type: IR</p>	<p>MD 5</p>  <p>R</p> <p>L</p> <p>Reg. Type: IR</p>	<p>MD 7</p>  <p>S</p> <p>L</p> <p>P</p> <p>Reg. Type: IR</p>
<p>MD 7-P</p>  <p>S</p> <p>L</p> <p>P</p> <p>Reg. Type: IR</p>	<p>M 8</p>  <p>L</p> <p>S</p> <p>Reg. Type: IR</p>	<p>M 9</p>  <p>FLS G</p> <p>Reg. Type: IR</p>	
MARELLI			
<p>MA 1</p>  <p>#30 Trio</p> <p>#67 Field</p> <p>Reg. Type: ER</p>	<p>MA 2</p>  <p>#30 Stator</p> <p>#67 Field</p> <p>Reg. Type: ER</p>	<p>MA 3</p>  <p>Reg.</p> <p>D+</p> <p>To Rectifier</p> <p>Reg. Type: IR</p>	


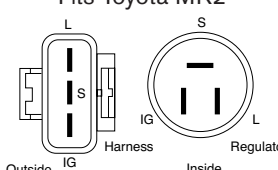

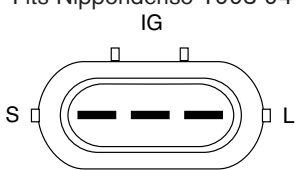
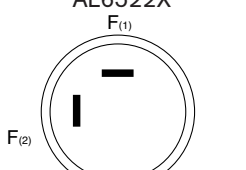
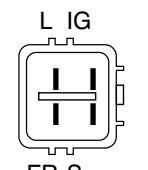
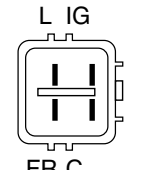
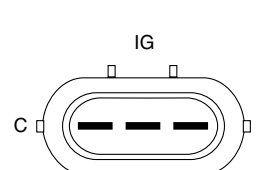
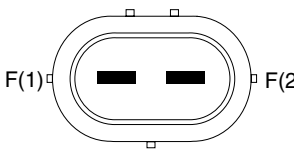
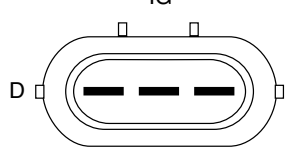
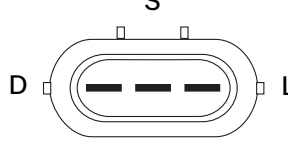
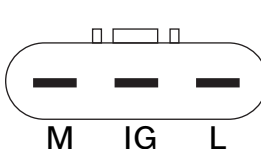
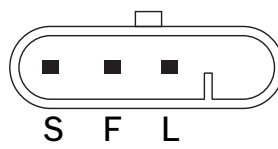

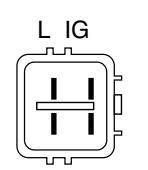
Voltage Regulator Plug Identification

MITSUBISHI			
<p>MI 1</p>  <p>Reg. Type: IR</p>	<p>MI 2</p>  <p>Reg. Type: IR</p>	<p>MI 2-P</p>  <p>Reg. Type: IR</p>	<p>MI 3</p>  <p>Reg. Type: IR</p>
<p>MI 5</p>  <p>Reg. Type: IR</p>	<p>MI 5-P Fits AL391X</p>  <p>Reg. Type: IR</p>	<p>MI 6</p>  <p>Reg. Type: IR</p>	<p>MI 7</p>  <p>Reg. Type: IR</p>
<p>MI 8 Fits Ford Only</p>  <p>Reg. Type: IR</p>	<p>MI 9 Fits AL563X, AL564X</p>  <p>Reg. Type: ER</p>	<p>MI 10 FLS G</p>  <p>Reg. Type: IR</p>	<p>MI 11</p>  <p>Reg. Type: ER</p>
<p>MI 12</p>  <p>Reg. Type: IR</p>	<p>MI 15</p>  <p>Reg. Type: IR</p>	<p>MI 17</p>  <p>Reg. Type: IR</p>	<p>MI 18</p>  <p>Reg. Type: IR</p>
<p>MI 19</p>  <p>Reg. Type: IR</p>	<p>MI 20</p>  <p>Reg. Type: IR</p>	<p>MI 21</p>  <p>Reg. Type: IR</p>	<p>MI 22</p>  <p>Reg. Type: IR</p>

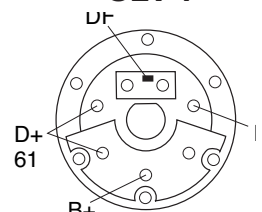
MOTOROLA			
<p>M 1</p> 	<p>M 2</p> 	<p>M 10</p> 	<p>M 15</p> 
NIPPONDENSO			
<p>N 1 "B" Circuit</p>  <p>Reg. Type: IR</p>	<p>N 2 "B" Circuit</p>  <p>Reg. Type: IR</p>	<p>N 3 "B" Circuit</p>  <p>Reg. Type: IR</p>	<p>N 4 "A" Circuit</p>  <p>Reg. Type: IR</p>
<p>N 5 "A" Circuit</p>  <p>Reg. Type: IR</p>	<p>N 6 "A" Circuit</p>  <p>Reg. Type: IR</p>	<p>N 7</p>  <p>Reg. Type: IR</p>	<p>N 8</p>  <p>Reg. Type: IR</p>
<p>N 9 Toyota Type "A" Circuit</p>  <p>Reg. Type: IR</p>	<p>N 10 Fits Isuzu</p>  <p>Reg. Type: IR</p>	<p>N 11</p>  <p>Reg. Type: IR</p>	<p>N 12</p>  <p>Reg. Type: IR</p>
<p>N 13 S</p>  <p>Reg. Type: IR</p>	<p>N 14 C</p>  <p>Reg. Type: IR</p>	<p>N 15</p>  <p>Reg. Type: IR</p>	<p>N 16</p>  <p>Reg. Type: IR</p>

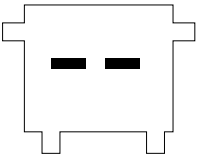
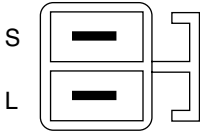
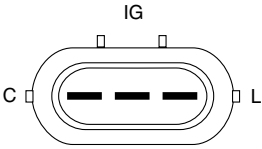
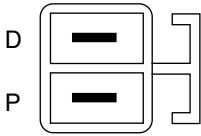
Voltage Regulator Plug Identification

NIPPONDENSO (cont'd)

<p>N 17</p>  <p>Reg. Type: IR</p>	<p>N 18 Fits Toyota MR2</p>  <p>Reg. Type: IR</p>	<p>N 19 Fits Toyota MR2</p>  <p>Reg. Type: IR</p>	<p>N 20 Fits Nippondenso 1993-94 IG</p>  <p>Reg. Type: IR</p>
<p>N 21 AL6522X</p>  <p>Reg. Type: IR</p>	<p>N 22</p>  <p>Reg. Type: IR</p>	<p>N 23</p>  <p>Reg. Type: IR</p>	<p>N 24</p>  <p>Reg. Type: IR</p>
<p>N 25</p>  <p>Reg. Type: IR</p>	<p>N 26 IG</p>  <p>Reg. Type: IR</p>	<p>N 27 S</p>  <p>Reg. Type: IR</p>	<p>N 28</p>  <p>Reg. Type: IR</p>
<p>N 29</p>  <p>Reg. Type: IR</p>	<p>N 30 D+ (L)</p>  <p>Reg. Type: IR</p>	<p>N 31</p>  <p>Reg. Type: IR</p>	

SEV MARCHAL

<p>SEV 1</p>  <p>Reg. Type: ER</p>			
---	--	--	--

VALEO			
V 1 L S  Reg. Type: IR	V 2 S L  Reg. Type: IR	V 3 IG C L  Reg. Type: IR	V 4 D P  Reg. Type: IR