




Redefining Performance.

L9™ For Emergency Vehicles.


Fire and emergency vehicles are all about performance, readiness and reliability. Those three factors are what continue to make Cummins L9 the leading choice for first responders across North America.

Cummins L9 Features And Benefits.


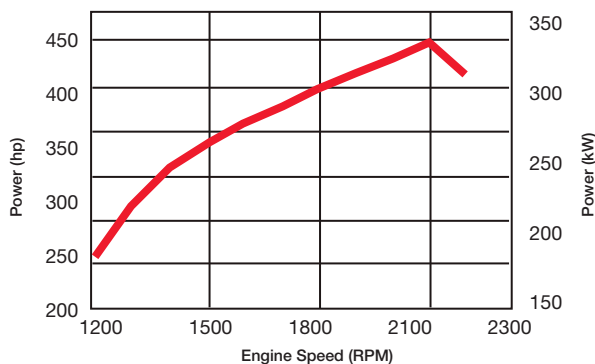
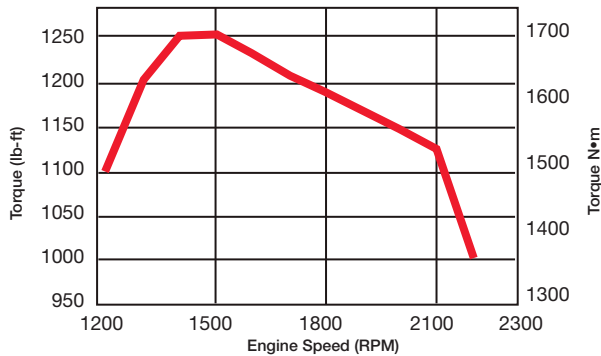
- **Designed for Fire Service** – Customized design includes a fire pump governor interface, and no derates for emissions-related faults
- **Proven Performance** – Building on a legacy of over 5 million L Series engines built, with 27 years of continual improvement, for total confidence
- **Best Power-to-Weight Ratio in Emergency Vehicles** – Lighter weight allows for flexibility in cab features
- **Single Module™ Aftertreatment** – Up to 30 percent less weight with up to 70 percent less space than previous designs; UL2 dosing system improves reliability and efficiency
- **Heavy-Duty Engine Components** – Replaceable wet cylinder liners and roller followers, for added durability and longevity
- **VGT® Turbocharger** – Delivers faster engine warm-up, enhanced engine braking horsepower and improved throttle response
- **Cummins on Every™ Corner** – Over 3,500 authorized locations across North America to support parts and service needs
- **Heavy-Duty Warranty** – 5-year/100,000-mile coverage, for peace of mind
- **Integrated Solutions** – Simplified single-source service by coupling with Cummins Onan® hydraulic or PTO generators
- **Cummins Care** – Call 1-800-DIESELS™ (1-800-343-7357) for answers to your questions and support for your service needs
- **Connected Solutions™** – Combine with QuickServe® Online Mobile, Cummins Fault Advisor and Connected Diagnostics,™ for even better support



L9 For Emergency Vehicles.



L9 Maximum Torque And Power.



Single Module Aftertreatment System

L9 Ratings

Engine Model	Advertised HP (kW)	Governed Speed	Peak Torque LB-FT (N•M) @ RPM
L9 450	450 (336)	2200	1250 (1695) @ 1400
L9 400	400 (298)	2200	1250 (1695) @ 1400
L9 380	380 (283)	2200	1150 (1559) @ 1400
L9 370	370 (276)	2100	1250 (1695) @ 1400
L9 350	350 (261)	2200	1000 (1356) @ 1400
L9 330	330 (246)	2200	1000 (1356) @ 1400
L9 300	300 (224)	2200	860 (1166) @ 1300
L9 270	270 (201)	2200	800 (1085) @ 1300

L9 Maintenance Intervals

Maintenance Item	Miles/Kilometers	Hours	Months
Oil and Filter	15,000 MI 24,000 KM	500	6
Fuel Filter	15,000 MI 24,000 KM	500	6
Overhead Adjustment	150,000 MI 240,000 KM	5,000	48
Coalescing Filter	60,000 MI 96,000 KM	2,000	

Consult your Operation and Maintenance Manual for more information.

L9 Specifications

Idle Speed	700-800 rpm	
Engine Braking Horsepower	Up to 370 hp @ 2600 rpm	
No Load Governed Speed	2400 rpm	
Number of Cylinders	6	
Engine Weight (Dry)	1,695 LB	769 KG
(Wet)	1,770 LB	803 KG
Aftertreatment Weight	132-179 LB	60-81 KG
Injection Pressure	32,000 PSI	

Fast Response. Every™ Question.

Need more information about Cummins L9 engine? Visit cumminsengines.com/fire-and-emergency. To learn more about Cummins Onan generators, visit power.cummins.com/cm. You can also stay up to date with quarterly articles in the *First Responder* newsletter at firstresponder.cumminsnewsletters.com.



Cummins Inc.
Box 3005
Columbus, IN 47202-3005
U.S.A.

Phone: 1-800-DIESELS™ (1-800-343-7357)
Internet: cumminsengines.com

Twitter.com/CumminsEngines
YouTube.com/CumminsEngines

Bulletin 4971542 Printed in U.S.A. Rev. 11/16
©2016 Cummins Inc.