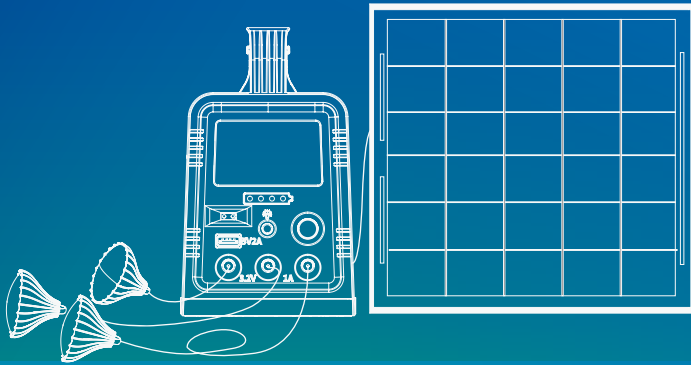


# Product Manual

## Smart Power



Before installation and use, please read this manual carefully.

## Advantages

01. Compact design, small size, convenient to carry.
02. Integrated design, mould production, easy installation.
03. Using LiFePO<sub>4</sub> battery, the life span is more than 12 years.
04. Anti-dust design, DC output, safe and reliable.
05. Integrated packing, easy transportation.

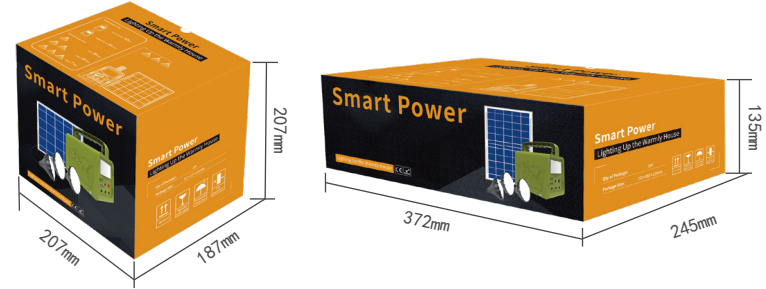
## Applications

This product is a type of portable micro generation system which is designed for no or lack of electricity area. It can be used at home, outside or commercial area, field operation, camping, breeding industry, farm, night market and agritainment, etc. It also can be used as emergency lighting.

## Actual Images



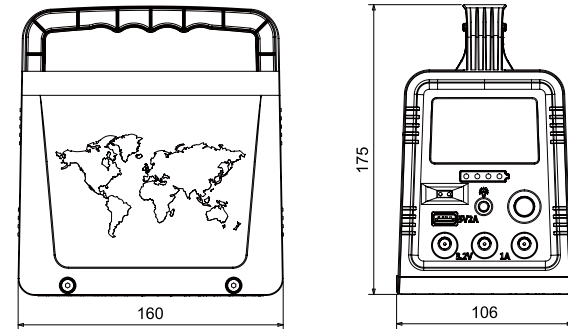
## Products Package



Model A

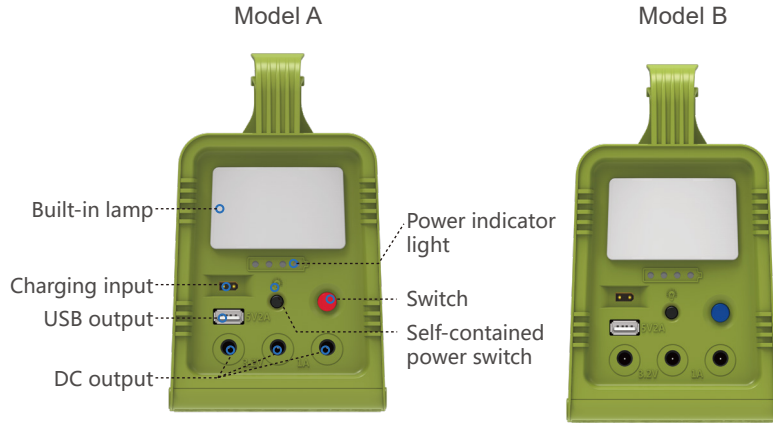
Model B

## Products Diameter



Unit: mm

## Products Details




## Attention Details

01. Please don't use the Smart Power at the shower room or other humid area, it is prohibited to put it out side for longer time, and keep the rain from getting wet.
  02. Please keep the Smart Power away from fire.
  03. It is prohibited to put the Smart Power under danger (too high or much sundries), if it is cause by human result in broken not belong to the warranty.
  04. It is prohibited to use any other solar panel to charge the Smart Power.
- \* when get the products, but can't start, please attache the solar panel with the main body and put the panel under the sun to reactive the main body firstly.

## Accessories

### Standard Accessories :

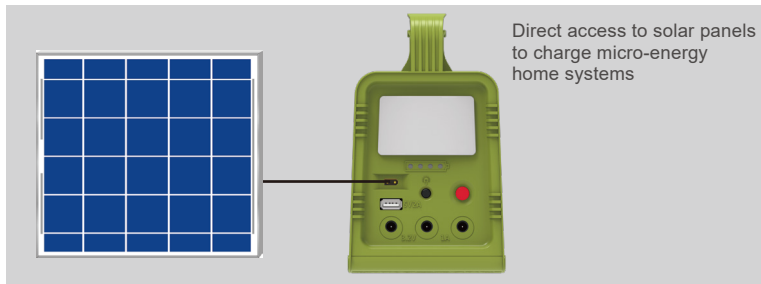


## Use Manual (Model A for example)

Use Steps: (Model B the same use way)

### 1/ Turn On:


Please press the main switch to open the micro-storage home system to work. When not in use, please turn off the main switch to avoid long-term power loss, resulting in poor external use of other DC electrical appliances.



### 2/ Lighting:

External light source: Smart Power is equipped with high efficiency LED flood lights (three), which can be used according to your needs.

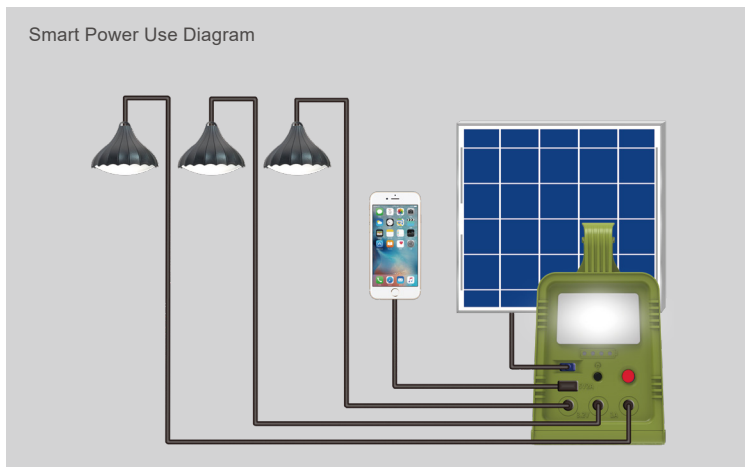
Built-in light source: Smart Power is equipped with higher power and lower power mode light source. Press the switch to display higher power, press again to display lower power, then press to close the built-in light source.



### 3/ Connection:

Smart Power have the DC output and USB output, can add to and charge the mobile and i-pad directly.

\* It is prohibited to add any other not standard accessories to the Smart Power.



## Application Places



## Installation Condition

The product should be installed in the sunny area and keep solar panel to the sun without anything. If not, the working time will be decreased.

## Maintenance

01. When installing in a dusty or seriously hazy area, such as coal yard/mining operation, etc., should clean the surface of the solar panel intermittently.
02. Snow on solar panels should be cleaned intermittently.
03. If bolts ever become loose, tighten them immediately.

## Aftersale Service and Promise

01. Pre-sales, we supply professional production knowledge, details technology information and inspection.
02. Sales: we supply product training.
03. After sales: we supply technical service for all customers. Problems will be replied in 24h.
04. 5 years warranty, free maintenance.

## Statement

01. The manufacturer will not undertake any loss caused by earthquake, flood, thunder or any other natural disasters, fires not caused by the product itself and theft and damage caused by accidents.
02. The manufacturer will not undertake any loss by customers connecting the product with other unmatched devices or installing in inadequate conditions.

### The below damage is not within warranty:

1. The outlook is badly broken(because of human damage: scrape, fall down, assemble the products).
2. Water in(because of put under rain or any other way result in products wet).
3. If use any other not belong to standard accessories add to the Smart Power result in goes bad (led or other equipment not match the Smart Power).

When use the products please keep away from the fire, please not through freely.



## Product Warranty Card

Products name: \_\_\_\_\_

Products model: \_\_\_\_\_

Serial number: \_\_\_\_\_

Purchase date: \_\_\_\_\_

(stamped of effective)

Customer name: \_\_\_\_\_

Tel: \_\_\_\_\_

Address: \_\_\_\_\_

P.C: \_\_\_\_\_

## Certificate of Conformity

This product has been tested  
It is qualified and permitted to leave the factory

Product model: \_\_\_\_\_

Inspector: \_\_\_\_\_

Date: \_\_\_\_\_

**The maintenance provision is as follows:**

01. Warranty of this product is 5 years.
02. The product is free to repair under using according to the manual within the warranty period.
03. If the product is within the warranty period but one of the following occurs, the warranty is void:
  - (1) No letter of guarantee and valid proof of purchase.
  - (2) Usage mistake and/or improper repairs resulting in breakdown and damage.
  - (3) After purchasing the transporting results in damage.
  - (4) Other unavoidable external influences result in breakdown and damage.
  - (5) Using beyond the specified power and voltage.
04. Guaranteed 24 hours customer service response will be given. Technical problems can be addressed by telephone, fax, email or other online solutions. Customer service will provide professional technical guidance to help customers address all issues.
05. The stated guarantee does not make any other express or implied We are not responsible for any damage not specifically stated in the contract or due to civil negligence. The stated guarantee does not make any other express or implied.