

LifeGuard™

One Employee. One Key.



KEYING OPTIONS TO FIT YOUR FACILITY'S NEEDS


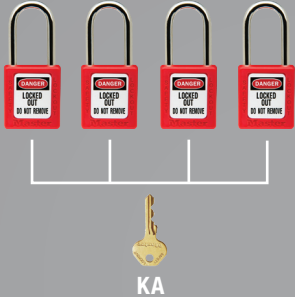
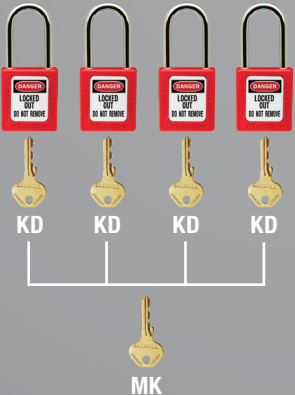
- A no-charge Key Charting System – Critical for Safety Lockout Padlocks
- Prevent duplicate keys from entering the workplace and jeopardizing your lockout/tagout program
- With Lifeguard™, record all safety padlock key codes assigned to your facility
- Complies with the “one employee, one lock, one key” directive

HOW TO REGISTER YOUR WORKPLACE

- Visit www.masterlock.com/business-use/safety-keying-critical-component-lifeguard for instructions and registration form
- Once registered, Master Lock will send you an End User Identification Number for your site's Key Chart. Use on future padlock orders and Master Lock will use a new key code for each padlock on the order
- When used properly, this free service ensures that each employee at your facility carries a key unique to them



ULTIMATE KEY INTEGRITY Multiple keying options available to meet any facility system needs

<p>KEYED DIFFERENT</p>	 <p>KD KD KD KD</p>	<p>Each lock is opened by its own unique key which does not open any other lock in the set – complying with the “one employee, one lock, one key” mantra</p>
<p>KEYED ALIKE</p>	 <p>KA</p>	<p>All padlocks in the set are opened by the same key so only one key is necessary to open numerous padlocks – for employees who need many locks, they still only have one key</p>
<p>MASTER KEYED</p>	 <p>KD KD KD KD</p> <p>MK</p>	<p>A master key opens all locks within the system while each lock also has its own unique key – allows for responsible removal of improperly placed or forgotten lockouts according to your emergency notification policy</p>

Key charting is one aspect of a successful lockout program. For advice on other aspects of setting up a safety lockout program please visit www.osha.gov or your country's appropriate governing organization.

Register your facility's keying system at:

www.masterlock.com/business-use/safety-keying-critical-component-lifeguard