



FOLLOW THROUGH

KIDS LEADER GUIDE
MEETINGS 1-18



**FOLLOW THROUGH
KIDS LEADER GUIDE
MEETINGS 1-18**

Lifeway Press®

**EDITORIAL TEAM
KIDS MINISTRY PUBLISHING**

Jana Magruder
Director, Lifeway Kids

Jeremy Carroll
*Publishing Manager,
Kids Discipleship*

Rhonda VanCleave
Editorial Team Leader

Courtney Dunlap
Beth Steward
Kelly Mize
Writers

Kayla Stevens
Content Editor

Sara Lansford
Production Editor

Gordon Brown
Graphic Designer

© Copyright 2021 Lifeway Press®

No part of this work may be reproduced or transmitted in any form or by any means, electronic or mechanical, including photocopying and recording, or by any information storage or retrieval system, except as may be expressly permitted in writing by the publisher.

Requests for permission should be addressed in writing to

Lifeway Press®

One Lifeway Plaza

Nashville, TN 37234-0172

Dewey Decimal Classification

Number: 268.432

Subject Heading:

Discipleship—Curricula\God\Bible—Study

Dewey Decimal Classification Number: 248.82

Subject Heading:

CHRISTIAN LIFE \ JESUS CHRIST—
TEACHINGS

Printed in the United States of America

Kids Ministry Publishing

Lifeway Church Resources

One Lifeway Plaza

Nashville, Tennessee 37234-0172

We believe the Bible has God for its author; salvation for its end; and truth, without any mixture of error, for its matter and that all Scripture is totally true and trustworthy.

To review Lifeway's doctrinal guideline, please visit lifeway.com/doctrinalguideline.

All Scripture quotations are taken from the Christian Standard Bible®, Copyright © 2017 by Holman Bible Publishers. Used by permission. Christian Standard Bible® and CSB® are federally registered trademarks of Holman Bible Publishers.

TeamKID® is a registered trademark of Lifeway.

Contents

BOOK 1 MEETINGS 1-18

UNIT 1: COMMUNITY AMONG BELIEVERS

1. Can God Help Us Love the People We Don't Like? 12
2. How Does God Unite People Who Are All Different?..... 18
3. How Do We Live in Community?.....24
4. Can We Be Part of God's Family?30
5. Where Do We Belong?.....36
6. Why Did God Establish the Church? 42

UNIT 2: BOLDNESS IN IDENTITY

7. How Does the Christian Life Change Us?.....48
8. What Does It Mean to Be Part of God's Family?54
9. What If We Are Embarrassed to Talk to People about Jesus?..... 60
10. How Does God Help Us Be Strong?..66
11. Do Our Prayers Matter?72
12. How Do We Say No to Temptation?.78

UNIT 3: LOVE YOUR NEIGHBOR

13. How Do We Love People Who Are Difficult to Love?84
14. How Do Our Attitudes Determine How We Treat Others? 90
15. How Can We Be Kind to Others?96
16. How Do We Show God's Love to Others?102
17. How Do We Lead Others to Follow Jesus?108
18. How Do We Follow Jesus in Everyday Life? 114

BOOK 2 MEETINGS 19-36

UNIT 4: GROWING IN FAITH

19. How Do We Live at Peace with Others and Honor God? 12
20. How Do We Obey God and Love Our Enemies?..... 18
21. How Do Faith and Actions Work Together?24
22. How Does Our Faith Grow?30
23. How Do We Grow Strong in Our Faith?.....36
24. What Can We Do When Life Is Difficult? 42

UNIT 5: LIVING OUT YOUR FAITH

25. Who Helps Us Live the Way We Should?48
26. Why Should We Want to Be Like Jesus?54
27. How Do We Genuinely Care for Others? 60
28. What Do We Do When It's Hard to Follow God?.....66
29. How Can We Show We're Serious about Our Faith?..... 72
30. How Do People Know We Follow Jesus?.....78

UNIT 6: FOCUS ON GOD

31. Where Does Our Hope Come From?84
32. Why Should We Love Others?..... 90
33. Who Is in Control?96
34. How Does Jesus Give Us Hope?.....102
35. Why Is It Important to Live Out Our Faith?.....108
36. What Are We Waiting For? 114

DOES TEAMKID USE THE LEVELS OF BIBLICAL LEARNING?®

Absolutely! On the first page of each meeting, you will see both the Concept Area and the specific Level of Biblical Learning that meeting will cover for Younger Kids, Middle Kids, and Preteens.

What are the *Levels of Biblical Learning*? *Levels of Biblical Learning* covers 10 biblical concept areas that children can learn as they study God's Word. The concept areas are presented through eight different age ranges, from infancy through the high school years, and reflect levels of understanding that follow how God designed children and students to learn. Learn more by visiting lifeway.com/levelsofbiblicalllearning.

- *Levels of Biblical Learning Poster (Pkg of 10)* (9781535966092) – This handy Levels of Biblical Learning Poster is dual-sided, providing both a chart and infographic version of Lifeway Kids' Levels of Biblical Learning. The Levels of Biblical Learning concepts were developed by Lifeway Kids to provide teachers, parents, and ministers of preschoolers and children with milestones related to biblical knowledge from birth through high school.
- *Growing in God's Word: Levels of Biblical Learning (Pkg of 10)* (9781535966122) As kids grow, their understanding of foundational truths grow with them. The *Growing in God's Word: Levels of Biblical Learning* booklet illustrates ten concepts that are the foundation of spiritual growth: God, Jesus, Holy Spirit, Bible, Salvation, Creation, Church, People, Family, Community and World. Twenty-three pages of content explain these foundations for Younger Preschool, Middle Preschool, Older Preschool, Younger Kids, Older Kids, Preteens, Middle School, and High School.

DOES TEAMKID USE BIBLE SKILLS FOR KIDS?

Absolutely! On the first page of each meeting, you will see Bible Skills that meeting will cover.

- *Bible Skills for Kids (Pkg of 10 posters and booklets)* (9781087754277) – The 16-page Bible Skills for Kids booklet (9.5-x-7) provides information on how to teach Bible skills to kids, handy lists of foundational Bible Stories for preschoolers and kids, the most important memory verses for kids, and what to look for in a Bible for kids. The Bible Skills for Kids dual-sided poster (7-x-19) provides both a chart and info-graphic format of Bible skill goals for four age groups: Younger Preschool, Older Preschool, Younger Kids, and Older Kids. Bible Skills for Kids was developed by Lifeway Kids to provide teachers, parents, and ministers of preschoolers and children with Bible Skill milestones. Learn more by visiting lifeway.com/bibleskillsforkids.

HOW IS TEAMKID: FOLLOW THROUGH DIFFERENT?

As followers of Jesus, we are called to **Follow Through**, to continue pursuing our relationship with Jesus and our relationships with others. Through this volume of TeamKID, kids will learn foundational elements of the Christian faith that they are called both to believe and live out.

TeamKID: Follow Through leads kids through a biblical study and practical application of key answers to questions of the Christian faith such as who is my neighbor, how can I be part of a Christian community, and how do I live on mission for Jesus.

MORE BIBLE!

- Bible Study: Each meeting includes a Bible story and teaching that helps kids grow in their foundational understanding of what it means to know and love Jesus.
- Bible Memory: Each meeting includes a memory verse connecting to that meeting's Bible truth. A bonus verse is also included that corresponds to *Bible Skills Drills and Thrills* for the current publishing year.

MORE MISSIONS!

- Missions Videos: Missions videos are included to lead kids through six units of *TeamKID*.
- REACH OUT: Each meeting has its own missions experience that encourages kids to engage with what they are learning. Each meeting includes a mission focus with printable items and downloadable content.

MORE FUN!

- More Rec Games: TOURNAMENT activities are bigger and better than ever, which means more fun! The *TeamKID: Follow Through Playbook* includes two meeting games and six bonus unit games to resource you as you lead games with kids.
- WARM-UP: Each meeting kicks off with a fun arrival activity to build interest in the Bible truth and meeting content for the day.

FOLLOW THROUGH

WHAT IS FOLLOW THROUGH?

Follow Through means to continue pursuing what you first set out to do. Today's kids are growing up in a culture of competing ideas and worldviews that do not match up to Scripture. As kids learn to grow deeper in their faith, they are challenged to consider what it looks like to live out their faith while standing firm in their convictions. TeamKIDs will learn how to follow through in developing their faith—to continue pursuing Jesus while at the same time loving and showing respect to those who believe differently than they do.

WHY FOLLOW THROUGH?

As kids grow in their faith, they are called to live out what they believe to people around them. Even though they are young, kids can begin to connect their faith to life action. (1 Timothy 4:12) As they do, they learn that they are not called just to hear and believe God's Word, but that Scripture actually transforms their young hearts to live differently in light of their faith in God. Throughout this study, TeamKIDs will learn how to follow through on standing firm in their faith, live on mission, and engage the kids around them with the hope of the gospel.

HOW DID YOU DEVELOP THE FOLLOW THROUGH CONTENT?

TeamKID: Follow Through is designed as the next level of discipleship for kids, going deeper into key elements of Christianity and helping kids live out their faith. (1 Timothy 4:12) The content was developed to be complementary to the **Preschool TeamKID: Follow Through** for preschoolers ages 3-5.

The 36 meetings of **TeamKID: Follow Through** lead kids to know more about key elements of knowing and living out the Christian faith.

TEAMKID ANCILLARY PRODUCTS

➤ Use the following resources to help you keep a record of the accomplishments of each TeamKID participant, promote TeamKID, and recognize kids in your group.

➤ *TeamKID Point Folders, 10 Pack* (9781415835357)

➤ *TeamKID Pencils* (9780767327954)
Brightly colored pencils with TeamKID logo Pkg. of 12

➤ *TeamKID Banner* (9781415822265)
Colorful vinyl outside banner with the TeamKID logo and the words, "TeamKID Meets Here." Space is provided to add your meeting day and time and/or your church's phone number.

➤ *TeamKID Motto Banner*

(9781415835333) large 17-by-33-inch banner with four-color logo and motto; made of heavy-duty vinyl with metal corner grommets.

➤ *TeamKID Ribbons*—Award your kids with this package of TeamKID Ribbons (size 2-inch by 8-inch) in 3 different colors representing 3 levels of achievement. Package contains 10 ribbons and includes 4 Excellent (rainbow), 3 Outstanding (green), and 3 Superior (purple) (9780767327909)

TEAMKID T-SHIRTS

Promote TEAM spirit with a T-shirt featuring the TeamKID design.

➤ Youth S (9781430067474)

➤ Youth M (9781430067467)

➤ Youth L (9781430067450)

➤ Adult M (9781430067429)

➤ Adult L (9781430067412)

➤ Adult XL (9781430067436)

➤ Adult XXL (9781430067443)

MORE ADMINISTRATIVE HELPS?

For more Administration helps for *Follow Through*, check out pages 5-23 of the *TeamKID: Follow Through Leader Guide* books.

For help setting up TeamKID at your church, check out the *TeamKID—Administrative Guide* (9781535928151) available at lifeway.com/teamkid.

TeamKID Administrative Guide: A guide for setting up a TeamKID ministry in your church makes starting your club easy! It includes details on how to get your club up and running, suggestions on how to use the different motivational systems, instructions for a coaches' training class, promotion ideas, enrollment cards, instructions for using TeamKID for camp, information about preschool TeamKID, answers to frequently asked questions, and more. This one-time purchase will get your preschool and children's TeamKID clubs off to a great start every year! Each church will need only one.

Guide Includes:

- Steps in setting up a TeamKID Ministry
- Tips on administering TeamKID
- Promotion ideas
- Stationery
- Optional motivational systems
- Enrollment cards
- Suggestions on discipline

TEAMKID BANNER



Let the community know that TeamKID is meeting at your church by displaying the TeamKID Banner (9781415822265)



T-SHIRTS!!

Available at lifeway.com/teamkid.

TEAMKID VERSE

Plan a regular time each meeting to say the TeamKID Verses: Proverbs 3:5-6 (in the version your club chooses).

WHAT ABOUT MUSIC?

Use your favorite upbeat Christian music for your gathering and during activities. The TeamKID Song is available on iTunes.


CONNECTING WITH PARENTS

Every meeting contains a Parent Connection to send home and keep parents involved.



CLUB MOTTO

Plan a regular time in each meeting to say the TeamKID Club Motto. Purchase the TeamKID Motto Banner at lifeway.com/teamkid (9781415835333)



PROMOTING TEAMKID

Getting children to participate in TeamKID should be your first goal. But how can you attract children and parents who have a busy schedule? Good, effective promotion is the key.

Your publicity may include phone calls, personal visits, mail-outs, displays, bulletin boards, posters, handouts, announcements, newsletters or newspaper articles, and a host of other approaches. See Printable Item 1 for clip art. Use the TeamKID banner to tell the community that TeamKID meets at your church (9781415822265).

TEAMKID PRINTABLE ITEMS

➤ MENU

- Administration & General Use
- Item 1. TeamKID Logo
- Item 2. Sample Leader Application
- Item 3. Parent-Child Letter
- Item 4. Enrollment Card
- Item 5. Parent Letter
- Item 6. Bulletin Insert
- Item 7. Allergy Alert
- Item 8. Leading Games with Kids
- Item 9. Principles of Discipline
- Item 10. Referee the Game
- Item 11. Review Players Stats
- Item 12. Game Cube
- Item 13. Spinner
- Item 14. Bible Shapes
- Item 15. Keychain Cards
- Item 16. TeamKID Cards
- Item 17. Answer Strips
- Item 18. Footprints
- Item 19. Game Target
- Item 20. Administration Guide

➤ UNIT 1: COMMUNITY AMONG BELIEVERS

- Item 21. Unit 1 Parent Connections
- Item 22. U.S. Map
- Item 23. Paul's Letters Poster

MEETING 2

- Item 24. Ukegbu Family Photo

MEETING 4

- Item 25. Hurricane Relief Photo

MEETING 5

- Item 26. Verse Review
- Item 27. Helping Jobs
- Item 28. Spanish Phrases

MEETING 6

- Item 29. Miller Family Photo
- Item 24. Ukegbu Family Photo

➤ UNIT 2: BOLDNESS IN IDENTITY

- Item 30. Unit 2 Parent Connections

MEETING 7

- Item 31. The Gospel: God's Plan for Me
- Item 22. U.S. Map

MEETING 8

- Item 32. Seattle Skyline

MEETING 9

- Item 33. Would You Rather Questions
- Item 34. Bible Story Scroll

MEETING 10

- Item 35. Elliff Family Photo

MEETING 11

- Item 36. Meeting 11 Review Questions
- Item 37. Flags

MEETING 12

- Item 38. Roots Community Church Photos
- Item 39. What Do You Do?

➤ UNIT 3: LOVE YOUR NEIGHBOR

- Item 40. Unit 3 Parent Connections

MEETING 13

- Item 41. Mystery Clues
- Item 42. Paul's Letters

MEETING 14

- Item 43. Clarkston Ministry Center Photo

MEETING 15

- Item 44. What Workers Need
- Item 45. Broken Heart
- Item 46. Bible Story Cards
- Item 47. Sign Language Alphabet

MEETING 16

- Item 48. Scenario Cards
- Item 49. COVID-19 Testing in Clarkston Photo
- Item 50. Needs/Meeting Needs Statements

MEETING 17

- Item 51. True or False?
- Item 52. Books of the Bible
- Item 53. CIBC Questions

MEETING 18

- Item 54. 3-2-1- Lifestyle

 **UNIT 4: GROWING IN FAITH**

Item 55. Unit 4 Parent Connections

MEETING 19

Item 56. Bible People and Reference Cards

Item 57. World Map

Item 58. Buenos Aires Facts

MEETING 20

Item 59. Christian Character Cards

Item 60. Buenos Aires Photos

MEETING 22

Item 61. How to Build a House

Item 62. Clue Cards

Item 63. Student Work in Argentina Photos

Item 64. Vision for Students Diagram

MEETING 23

Item 65. Healthy ABCs

Item 66. New Testament Books of the Bible

Item 57. World Map

MEETING 24

Item 67. Tic-tac-toe Board

Item 60. Buenos Aires Photos

Item 63. Student Work in Argentina Photos

MEETING 25

Item 57. World Map

 **UNIT 5: LIVING OUT YOUR FAITH**

Item 68. Unit 5 Parent Connections

MEETING 26

Item 69. Imitation Drawing

Item 70. Bible Divisions Chart

Item 71. Korean Mission Photos

MEETING 28

Item 72. YouTube® in South Korea Story

MEETING 30

Item 73. Buddha Statue Photo

Item 74. South Korea Prayer Requests

 **UNIT 6: FOCUS ON GOD**

Item 75. Unit 6 Parent Connections

MEETING 31

Item 76. Graph Paper

Item 57. World Map

MEETING 32

Item 77. Lesotho Photos

MEETING 33

Item 78. I Love God's Creation Poster

MEETING 34

Item 79. Number Cube

Item 77. Lesotho Photos

MEETING 36

Item 80. Mosilisi's Story

Item 81. Mosilisi Story Questions

Item 57. World Map

 **VIDEO MENU**

1. All About South Florida
2. A Miami Minute
3. Brook Church
4. All About Seattle
5. Stepping Out in Seattle
6. Why We Go
7. I Am Somebody
8. I Have a Mission
9. An International Church
10. Sights and Sounds of Buenos Aires
11. Groundwork in South America
12. Everybody's Mission
13. South Korea to the World
14. The Gospel in South Korea
15. South Korea Missions Report
16. The Gospel to Lesotho
17. National Church Planter
18. Still Focused

15 EASY STEPS FOR PROMOTION

1. **Begin now!** Begin now displaying the TeamKID logo in the halls of your church. Place the logo in the church newsletter or bulletin. Simply let the logo visually communicate what is to come. Increase the amount of information you share as the weeks progress.
2. **Use variety.** Plan to use a variety of approaches (mail-outs, bulletin boards, and posters, for instance). The more you repeat your message, the more people will remember it.
3. **Use the logo consistently.** Use the TeamKID logo on all of your publicity pieces. Soon people will associate the logo with TeamKID and the good things you have planned. TeamKID logos are available in the "Printables" folder.
4. **Choose colors.** Choose two or three colors to use in all of your publicity efforts to make your items easily recognizable. You may wish to use the colors of TeamKID resources.
5. **Be specific.** Tell the children when and where your meetings will be held. Share the title of the resource and who is invited—all boys and girls in grades 1–6 and their friends! Tell the children what they will be doing: playing games, having fun, learning about the Bible, and so on. When communicating with parents, share the meeting titles and information about what their children will learn. On the back of the Parent Letter in the Activity Books is a list of the meeting topics.
6. **Do first-quality publicity.** A poorly made poster or a sloppy bulletin board may do more harm than good. Let everything you prepare be appealing.
7. **Enlist help.** You do not have to do all of your publicity work by yourself. Enlist the help of your children's committee, church public relations committee, or a church member who is a gifted artist. Also remember to ask teenagers and senior adults for help.
8. **Ask the church to pray.** Introduce TeamKID to the whole congregation and request prayer support for discipling children.
9. **Plan an open house.** Plan an open house for the entire church four or five weeks into the club. Invite them to be a part of the ministry for which they are praying by coming to the club meetings during COOL DOWN for refreshments.
10. **Use the church newsletter.** Include information in the church newsletter about TeamKID meetings. Use the logo in the Printables folder (item 1) to call attention to the article.
11. **Promote during worship.** Do a skit or dialogue during services on Sundays and Wednesdays to announce TeamKID.
12. **Notify parents.** Send letters to the parents explaining the details of TeamKID. See the "Parent Letter" Item 5 or Activity Book, p. 77-78.
13. **Plan a parents' night.** Invite parents to an informational meeting. Explain how TeamKID works. Plan to conduct part of a TeamKID meeting.
14. **Enlist parents.** Enlist the help of parents. Ask parents to help with publicity, snacks, TOURNAMENT, STRETCH IT OUT, transportation, or to be a special guest during a TeamKID meeting.
15. **Display the TeamKID banner.** Let the community know that TeamKID is meeting at your church by displaying the TeamKID Banner (9781415822265).

MEETING 4

CAN GOD HELP US LOVE THE PEOPLE WE DON'T REALLY LIKE?

BELIEVERS ARE CALLED TO LIVE IN UNITY AND PEACE THROUGH THE HOLY SPIRIT.

WHEN GOD CREATED PEOPLE, HE CREATED US TO LIVE IN UNITY AND REFLECT OUR TRIUNE GOD. UNITY IS VERY IMPORTANT FOR THE BELIEVER. WHEN CHRISTIANS ARE UNITED, THEY ARE REFLECTING GOD TO THE WORLD IN A SPECIFIC WAY FOR THE PURPOSE OF SHARING THE GOSPEL. LIVING IN UNITY WITH OTHERS DEMONSTRATES OUR FAITH IN GOD WITH BOTH OUR BELIEFS AND OUR ACTIONS.

BIBLE VERSE

But speaking the truth in love, let us grow in every way into him who is the head—Christ. *Ephesians 4:15*

BONUS VERSE

And we have this command from him: The one who loves God must also love his brother and sister. *1 John 4:21*

BIBLE STORY

The Power of One (Ephesians 4)

BIBLE TRUTH

Believers are called to live in unity and peace through the Holy Spirit.

LEVEL OF BIBLICAL LEARNING

- Younger Kids: God values all people.
- Middle Kids: Even before they are born, people are special to God.
- Preteens: God values all people everywhere, both unborn and born, from every ethnicity and culture.

BIBLE SKILL

Knows the Bible helps people know more about God, Jesus, and the Holy Spirit.

PARENT CONNECTION

Lead parents deeper into the Bible story and life application by sharing this meeting's Parent Connection (Item 21).

WARM-UP (5-10 MINUTES)



PROVIDE:

- Inflated balloons

- Welcome TeamKIDs as they arrive. Instruct kids to gather in a large circle. Tell them you want them to work together to keep an inflated balloon in the air for 30 seconds. Whoever misses and allows the balloon to fall must skip around the outside of the circle for 10 seconds. (Kids can count, “One-one thousand, two-one thousand, three-one thousand, and so forth.) Encourage the kids to be as creative as possible with the body parts they use to keep the balloon in the air. Play several rounds while kids arrive for the meeting.
- Older Kids Option: Select a leader to choose how many kids and balloons can be in play at all times. They may alter the number of players and balloons at any time.
- Say: “That game was so fun! What made it even better was the creative ways in which you all worked together to keep the balloon in the air. What made it more challenging was when someone had to skip around the outside of the circle while counting. It may have also seemed more challenging when there were less players and more balloons. Sometimes having many tasks instead of just one can be difficult. This is why working with others can make certain tasks easier. Relying on other people’s skills and knowledge can be very helpful. But, to accomplish a purpose, everyone must be unified. They must have the same goal in mind. God wants Christians to work together in unity in this way. God’s Word (the Bible) says that Christians are all different parts of one body. Each part has a purpose and is important. Christians have been given gifts for the purpose of showing the world God’s love and reflecting Jesus to the world. We’ll hear more about this during today’s Bible story.”

WORKOUT (15-20 MINUTES)

PROVIDE:

- Bible
- Ball
- Activity Books (1 per child)
- Pencils

Tell the Bible story.

Say: “Paul wrote many letters to churches. Paul wanted Christians to know that because of Christ, they are called to be united. He told them that God fits each person together with different strengths to make one church. The church is to live united because of Christ. Living in unity shows other people that we love God with both our words and our actions.”

Open your Bible to Ephesians 4. Hold the Bible open on your lap and tell the Bible story in your own words.



THE POWER OF ONE BASED ON EPHESIANS 4

Paul wrote many letters to groups of believers. Those letters were read by a church and then passed on to another group waiting to hear Paul's lessons for them about how they should live. One of Paul's letters was written to the believers in Ephesus. The people who lived in Ephesus were called Ephesians.

Paul stressed to the believers that there is one body, one Spirit, one hope, one Lord, one faith, one baptism, and one God. Because of these things, the believers needed to work together as one. However, God did not want each believer to be just like every other believer. God gives each believer the gift of His Spirit. He also gives Christians different or various gifts to be used for the church and reaching other people for Jesus. God appoints some people to be apostles, some prophets, some evangelists, some pastors, some teachers, and some are given other responsibilities. God wants His people to come together in oneness as we work in different ways, but seeking the same goal.

Paul pointed out that believers should grow much like a baby grows up. As a believer learns more about Jesus, he is not distracted by people who might try to make him believe untruths about God. Paul stressed that believers should speak truth to others, but they should do so in love—one way of growing up as a believer.

God has fit together all parts of the church. When each part works as God wants, the whole church grows and is built up in love.

Paul warned people not to live like people who are not believers in Jesus. Instead they should live in ways that show how they have been saved to become more like Jesus.

People may have wondered exactly what they should do to show their love. Paul told them: "Don't lie. Tell the truth. If you are angry, make peace with the other person. Don't be a thief. Use helpful words instead of harmful ones. Don't make God's Spirit sad. Stop any hateful feelings. Be kind to each other. Forgive each other. After all, God has forgiven you because of Jesus."

Apply Bible learning.

- Say: "Paul's letter reminded Christians of the importance of living together in unity. **Believers are called to live in unity and peace through the Holy Spirit.** This means that even when we disagree with others, we are to choose to live in ways that honor, respect, and love the other person as God loves us."

Review the Bible story.

- Ask TeamKIDS these questions to review the story:
 1. Who wrote letters to churches in the New Testament? (*Paul*)
 2. What did the churches do when they received Paul's letters? (*They read them aloud and shared them with other churches.*)
 3. Why does God give gifts to all believers? (*He wants believers to use their gifts to help the church and to tell people about Jesus.*)
- Toss a ball to different TeamKIDS. When they catch it, encourage them to say some of the ways a person can show Christian love from today's Bible story. Remind the group that God values all people.



Expand the session.

- Distribute an activity book to each child. Lead kids to complete this week's activities in their activity books.
- Guide TeamKIDs follow the instructions to complete the activity. Remind TeamKIDs that God values all people everywhere, both unborn and born, from every race, ethnicity, and culture. Even when we find ourselves in disagreements with others, we are called to speak truth with love and grace, always respecting the other person.
- If time permits, allow children to complete side 2 of their activity books or encourage children to complete side 2 with their families at home.

Pray.

- Encourage the group to ask God for help to live in unity and peace.

STRETCH IT OUT (10-15 MINUTES)

PROVIDE:

- Activity 1: Sidewalk chalk or markers, colored pencils, and index cards
- Activity 2: Dry erase markers, eraser, and board

TO DO:

- Activity 1: Write the verse on index cards. Form several small clusters, give each group a piece of chalk, and go outside.

These activities will reinforce today's Bible skills. Before the meeting, collect the materials and supplies needed. Assign a coach to lead each activity.

DRAW THE VERSE

- Remind TeamKIDs that the Bible helps people know more about God, Jesus, and the Holy Spirit. Explain that this is why we study our Bibles so we can know more about God and how we can obey Him. Encourage the kids to take turns reviewing the Bible verse: "But speaking the truth in love, let us grow in every way into him who is the head—Christ" (Ephesians 4:15). Instruct clusters to work together to write the Bible verse and decorate it on the sidewalk.
- Alternative option: Encourage kids to take turns reviewing the Bible verse. Distribute markers and index cards. Instruct the kids to write one word of the verse per card. They can draw pictures or symbols on the cards to help them remember what the word is.
- Say: "The Bible helps us know more about God, Jesus, and the Holy Spirit. This is why it's important to understand and follow what the Bible says. The way we do this is by memorizing Scripture."

BRAINSTORM POP UP

- Encourage TeamKIDs to brainstorm ways in which believers can live in unity and peace with others. When they think of something, TeamKIDs can "pop up" and write their ideas on the board. If TeamKIDs have trouble brainstorming ideas, these are some suggestions to offer: thinking of ways to share their toys or say kind words; living in unity and peace with siblings; being at peace with other children at school or on their sports team. Remind TeamKIDs that **believers are called to live in unity and peace through the Holy Spirit.**



REACH OUT (10-15 MINUTES)

PROVIDE:

- Item 22: "U.S. Map"
- Poster board
- Markers
- Crayons

TO DO:

- Cue the "All About South Florida" video.
- Print Item 22: "U.S. Map" and tape the map to a focal wall.

- Say: "South Florida is an area in the U.S. with a very diverse population. People from many Central and South American countries live here. Missionaries also share the gospel there."
- Show the map and ask a volunteer to point to the tip of Florida. Then play the video. After the video, ask kids to describe the communities they saw in the video.
- Say: "In South Florida, art is a very important part of the culture. People use drawings, paintings, pottery, music, and dance to communicate. Something that you see on many buildings in Miami is murals. These are colorful paintings and can be very big. Let's make our own murals to tell people what we are learning about God."
- Distribute the supplies and encourage kids to work together to make a colorful poster using recent Bible stories they have studied or favorite Bible verses. Hang your mural in a hallway at church or another appropriate location.

TOURNAMENT (15-20 MINUTES)

Lead these games from the TeamKID Playbook one at a time so all children can participate. If time permits, include the unit game in the tournament. Review Tournament games in the playbook for supplies needed.

1. UNIT 1 GAME: A MINUTE WINS IT WITH PAUL'S LETTERS (TEAMKID PLAYBOOK PAGE 6)

- Using letter tiles, teams will play a relay race in which they attempt to spell the name of one of Paul's letters correctly in one minute or less. The goal is to be the first team to do this. That team will be the winner. Teams may refer to "Paul's Letters Poster" (Item 23) with the names of Paul's letters printed on it if assistance with spelling the letter's name is needed. The first team to spell the name of one of Paul's letters correctly wins! In subsequent weeks this game is played, mark off letters that have already been spelled in previous meetings so kids will have to spell letters from Paul that have not been used yet to increase the familiarity with other letters.
- Debrief: "Paul was called by God to write letters to the churches in his time and help them in their faith. These letters are also helpful for us today. Paul's letters taught the church about God. His letters are a large portion of the New Testament (13 out of 27). The Bible helps people know more about God, Jesus, and the Holy Spirit. Playing this game reminds us of some of the letters God used Paul to write."



2. NOODLE JAM (TEAMKID PLAYBOOK PAGE 7)

- Form two teams and distribute a pool noodle to each TeamKID. Scatter inflated balloons around the meeting room, and place two baskets on opposite sides of the room. The players will use pool noodles to get their balloons into their designated basket. The other team can try to distract them or deter them from their goal. Teammates must work together to keep each other from getting distracted from the team's common team goal. Lead the kids in reciting the Bible verse after game has ended.
- Debrief: "In his letter, Paul told the believers that they needed to work together in unity and peace. This would keep them from getting distracted by people who wanted them to believe untruths about God. This game is a helpful reminder that we constantly need to work with other believers in unity. We can help each other keep our focus on unity and loving others. We need each other!"

3. COMMUNITY CHARADES (TEAMKID PLAYBOOK PAGE 8)

- Invite kids to write words related to choosing unity and peace that can be acted out in a game of charades (friendship, forgive, love, cooperate, and so forth). Mix the slips of paper in a bowl and play a game of Community Charades. Encourage the class to work together to guess the words.
- Debrief: "Even before they are born, people are special to God. This is why Paul's letter was so important. In it, Paul explained that God wants people to know how to live in community and unity with one another. God loves us, and He cares about how we live and treat each other."

COOL DOWN (5-10 MINUTES)

PROVIDE:

- Item 7: "Allergy Alert"
- Item 21: "Parent Connection"
- Church-approved snack

TO DO:

- Post the allergy poster listing the snack.

- Review the Bible story. Remind TeamKIDs that even before they are born, people are special to God. Encourage them to continue to live as united believers in Jesus Christ this week. Invite volunteers to take turns to go to the board and write one way they can live in a united way with other Christians.
- Pray. Dear God, thank You for the gifts You give believers. Help us show love to others and to live at peace with one another. Amen.
- Serve the snack. Involve boys and girls in distributing the snack.
- Invite one kid to read 1 John 4:21.
- Say: "Paul reminded the believers of their responsibility to live in a way that makes God's Spirit glad. If you have trusted in Jesus, that means other Christians are your brothers and sisters. Let's take time to remember what we learned before you go out into your week." Encourage the kids to create review questions from the meeting that the teacher must answer before they leave for the day.
- Give each child his or her personal belongings, Activity Page, and a Parent Connection.



Item 22: U.S. Map
TeamKID: Follow Through
© Copyright 2021 Lifeway Press®
Printed in the United States of America

Instructions: Use as directed in Meetings 1 and 7.

ROMANS
1 CORINTHIANS
2 CORINTHIANS
GALATIANS
EPHESIANS
PHILIPPIANS
COLOSSIANS
1 THESSALONIANS
2 THESSALONIANS
1 TIMOTHY
2 TIMOTHY
TITUS
PHILEMON



MEETING 1


CAN GOD HELP US LOVE THE PEOPLE WE DON'T LIKE?

HELP PAUL WRITE A LETTER



Paul

God loves and values all people. Paul wrote letters to help people know about God and to share His love with others. Help Paul find his pen and scroll so he can write a letter.



In his letters, Paul told the churches a very important message. Complete the message by writing the letters in order in the spaces provided.

SPEAK THE _____
IN _____ .



SHOW YOUR LOVE

In Paul's letter to the Ephesians, he told the believers to show their love to others. Find all the hearts. Color your thumb with a red marker and "stamp" every heart.



AT HOME



Your child is learning that **believers are called to live in unity and peace through the Holy Spirit.**

This week, encourage your child to practice using kind words or asking for forgiveness if he hurts someone's feelings. Show your child how to talk to God and ask God for His help in these areas.

» **BIBLE STORY:** The Power of One (Ephesians 4)

» **BIBLE TRUTH:** Believers are called to live in unity and peace through the Holy Spirit.

» **BIBLE VERSE:** Ephesians 4:15

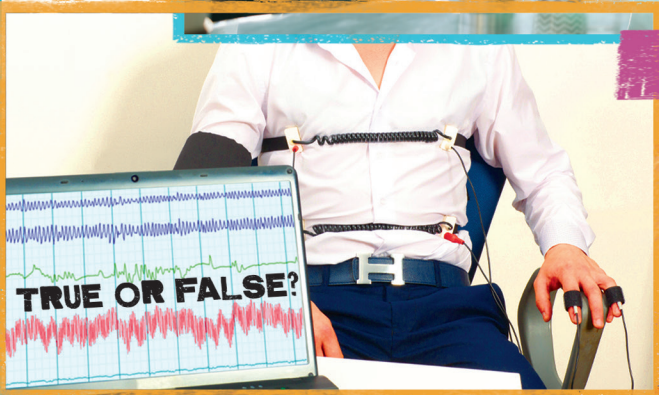
» **BONUS VERSE:** 1 John 4:21

MEETING 1

CAN GOD HELP US LOVE THE PEOPLE WE DON'T LIKE?

DECODE THE MESSAGE

God loves and values all people. Paul wrote letters to help people know about God and to share His love with others. In his letters, Paul told the churches a very important message. Decode the hidden message using these pictures.



_____ THE _____ IN _____

SHOW GOD'S LOVE

Even before they are born, people are special to God. God showed this through the letters He led Paul to write to Christians. Paul told the believers in the Ephesian church that God wanted them to work together, show love, and help others. Draw a line to match the pictures of the helpers to the people who need help. These are ways believers can help others and show God's love.



AT HOME



Your child is learning that **believers are called to live in unity and peace through the Holy Spirit.**

This week, encourage your child to practice using kind words or asking for forgiveness if he hurts someone's feelings. Show your child how to talk to God and ask God for His help in these areas.

- » **BIBLE STORY:** The Power of One (Ephesians 4)
- » **BIBLE TRUTH:** Believers are called to live in unity and peace through the Holy Spirit.
- » **BIBLE VERSE:** Ephesians 4:15
- » **BONUS VERSE:** 1 John 4:21